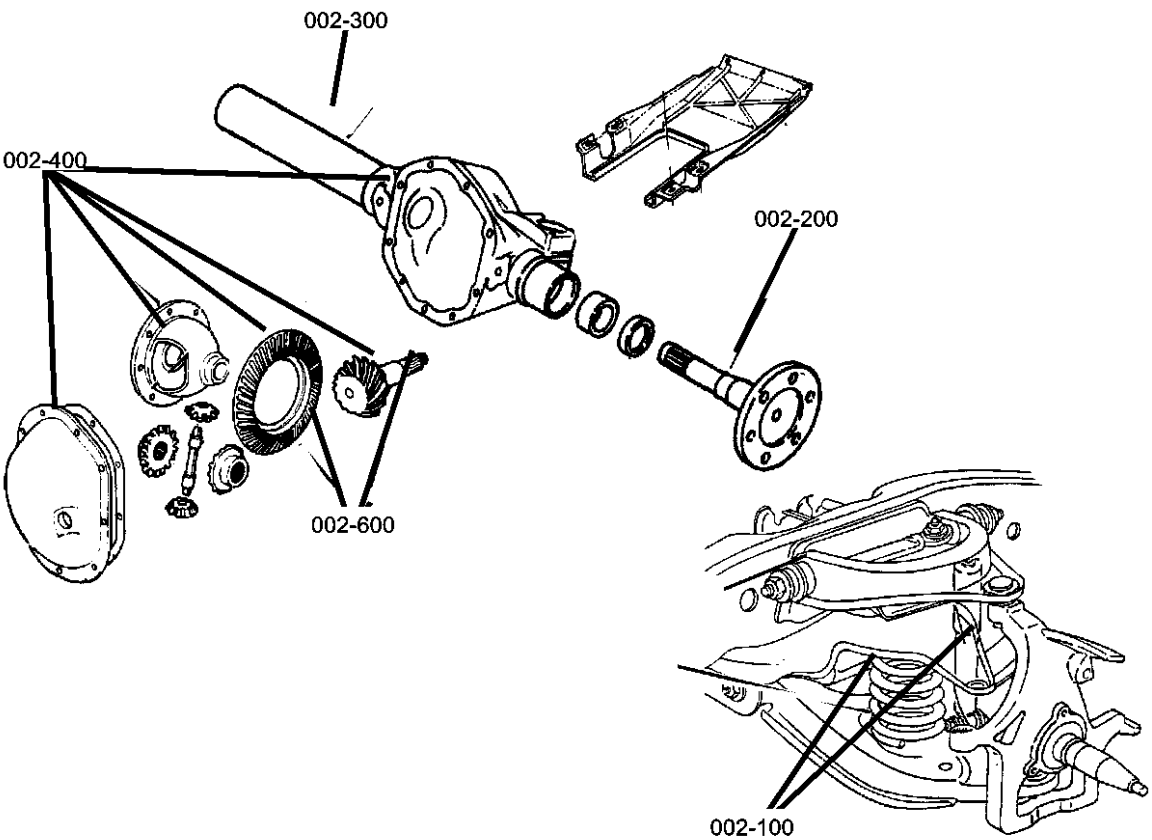
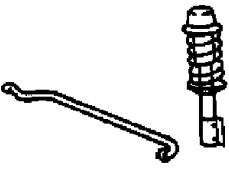
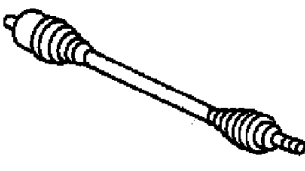
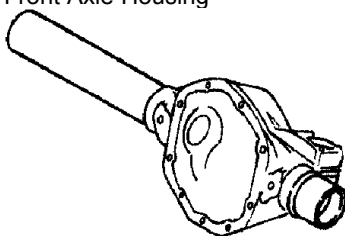
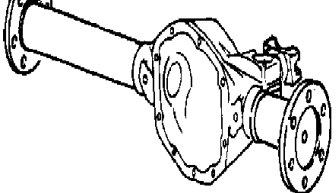
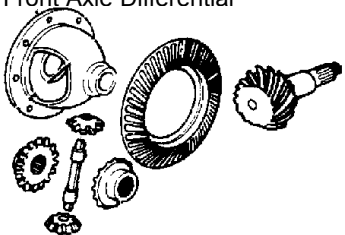

VIN PLATE DECODING INFORMATION

Group - 2
Front Suspension & Drive

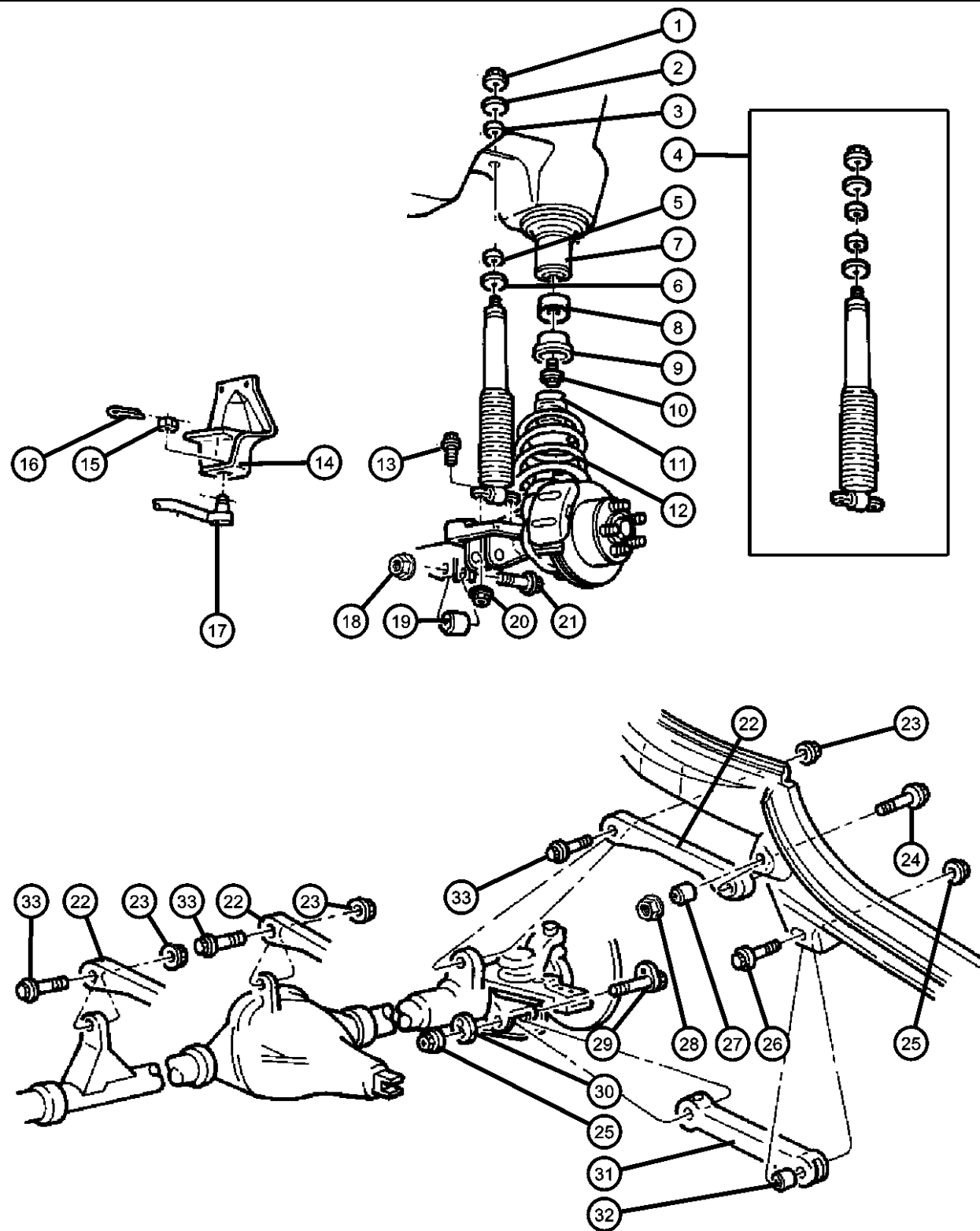


Group - 2 Front Suspension & Drive

Illustration Title	Group-Fig. No.
Front Suspension	
Suspension, Front Spring with Control Arms and Track Bar	Fig. 2 - 110
Bar, Front Sway	Fig. 2 - 120
Front Axle Drive Shafts	
Shafts, Front Axle	Fig. 2 - 210
Front Axle Housing	
Housing,Front Axle,4 Wheel Drive	Fig. 2 - 310
Front Axle Assembly	
Axle Assembly,Front,4 Wheel Drive	Fig. 2 - 410
Front Axle Differential	
Differential,Front Axle	Fig. 2 - 610

002-100 Front Suspension	002-200 Front Axle Drive Shafts	002-300 Front Axle Housing	002-400 Front Axle Assembly
			
002-600 Front Axle Differential			
			

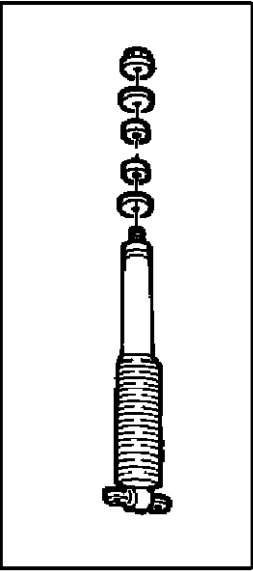
Suspension, Front Spring with Control Arms and Track Bar
Figure 2-110



ITEM	PART NUMBER	QTY	LINE	SERIES	BODY	ENGINE	TRANS	TRIM	DESCRIPTION
1	06502556	1							NUT, Hex, M10-1.5, Shock Mounting, Upper
2	52005574	2							RETAINER, Shock Absorber, Shock Mounting, Upper
3	52087768	2							GROMMET, Shock Absorber, Shock Mounting, Upper
4	05093623AA	2							SHOCK ABSORBER PACKAGE, Suspension, Front
5	52087769	2							GROMMET, Shock AbsorberLower
6	52005575	2							RETAINER, Shock AbsorberLower
7	52087767	2							ISOLATOR, SpringUpper
8	52005645	2							SPACER, Jounce Bumper
9	52087635	2							CUP, Jounce Bumper
10	06100402	2							BOLT, Hex Head, M10x35, Jounce Bumper Cup, Mounting
11	52059740AA	2							BUMPER, Jounce
12	56022981AA	2							SPRING, Front Coil
13	06502555	4							BOLT, M8x1.25x30, Shock Mounting, Lower
14	06502555	4							BRACKET, Track Bar, Purchase Frame, (NOT SERVICED)
15	06034358	1							NUT, Hex, .50-20, Track Bar, Mounting
16	06034358	1							PIN, Cotter, M4x40.00, (NOT SERVICED)
17	52088432	1							BAR, Track
18	06506264AA	1							NUT, Hex Flange Lock, M10x1.5, Track Bar to Axle, Mounting
19	52088431	1							BUSHING, Track Bar
20	06101695	4							NUT, Hex Flange Lock, Shock Mounting, Mounting
21	06505549AA	1							SCREW, Track Bar to Axle, Mounting
22	52087711	2							ARM, Control, With Bushings, Upper
23	11506007	2							NUT, Hex Flange, M10x1.5, UCA to Axle, Mounting
24	06503085	2							BOLT, Hex Flange Head, M10x1.50x78.20, UCA to Frame, Mounting
25	06502698	2							NUT, Hex Flange Lock, LCA to Frame or Axle, Mounting
26	06506033AA	2							BOLT, Hex Flange Head, LCA to Frame, Mounting
27	52087852	2							BUSHING, Control Arm
28	06503648	2							NUT AND RETAINER, Hex Flange Lock, m8x1.25, UCA to Frame, Mounting
29	06504238	2							BOLT AND WASHER, Hex Head, M14 x 2.00 x 111.6, LCA to Axle, Mounting
30	06504236	2							WASHER, M14, LCA to Axle, Mounting

AR = use ase required - = Non illustrated part

Figure 2-110

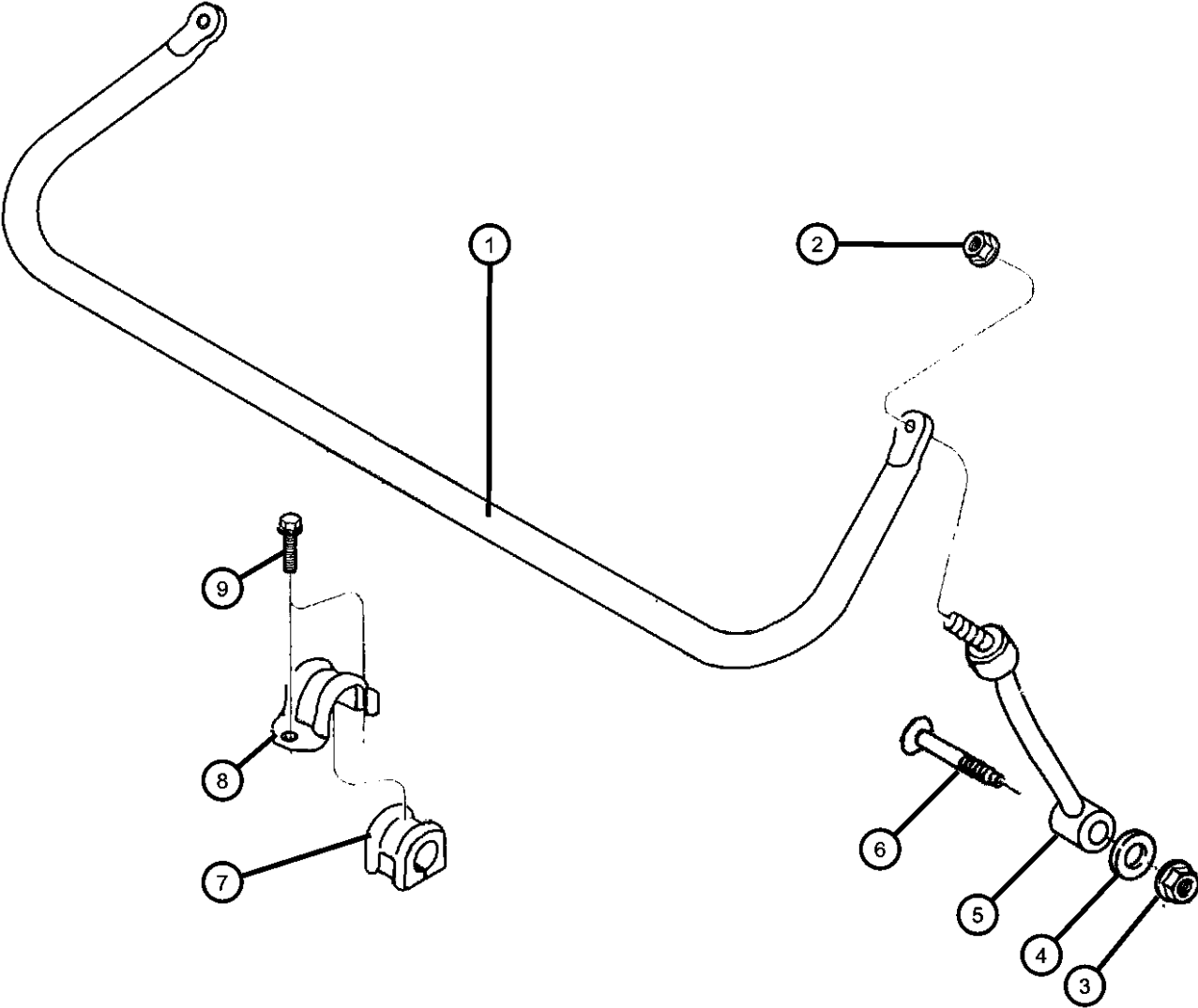


31	52088654AB	2
32	52088433	4
33	06505154AA	2

ARM, Control, With Bushings,
Lower
BUSHING, Control ArmLower
BOLT, UCA to Axle, Mounting

<< RETURN TO GROUP INDEX

Bar, Front Sway
Figure 2-120



ITEM	PART NUMBER	QTY	LINE	SERIES	BODY	ENGINE	TRANS	TRIM	DESCRIPTION
1	52087824	1							STABILIZER BAR, Front Suspension
2	06502979	2							NUT AND WASHER, Hex, M10x1.5, Sway Bar to Link, Mounting
3	06502697	2							NUT, Hex Flange Lock, M12x1.75, Sway Bar Link To Axle, Mounting
4	06504558	2							WASHER, Sway Bar Link To Axle, Mounting
5	52087771AB	2							LINK, Sway Eliminator, Sway Bar to Axle
6	06505465AA	2							SCREW, Truss Head, M12x1.75x70, Sway Bar Link to Axle, Mounting
7	52088378AB	2							BUSHING, Sway Bar
8	52037710	2							RETAINER, Sway BarMounting
9	06102037AA	4							SCREW AND WASHER, Hex Head, M10x1.50x35, Sway Bar Retainer, Mounting

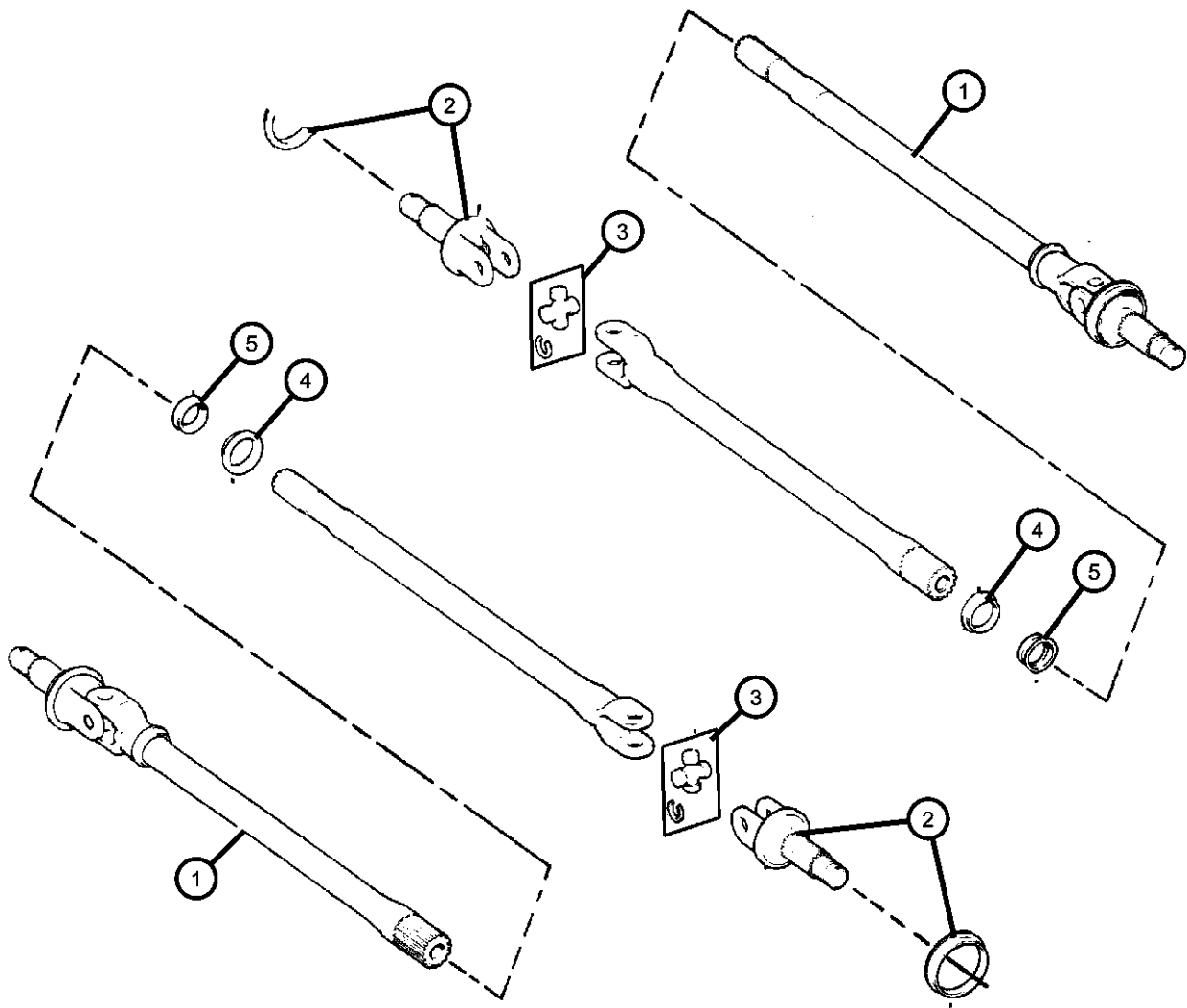
AR = use ase required - = Non illustrated part

Shafts, Front Axle
Figure 2-210

ITEM	PART NUMBER	QTY	LINE	SERIES	BODY	ENGINE	TRANS	TRIM	DESCRIPTION
------	----------------	-----	------	--------	------	--------	-------	------	-------------

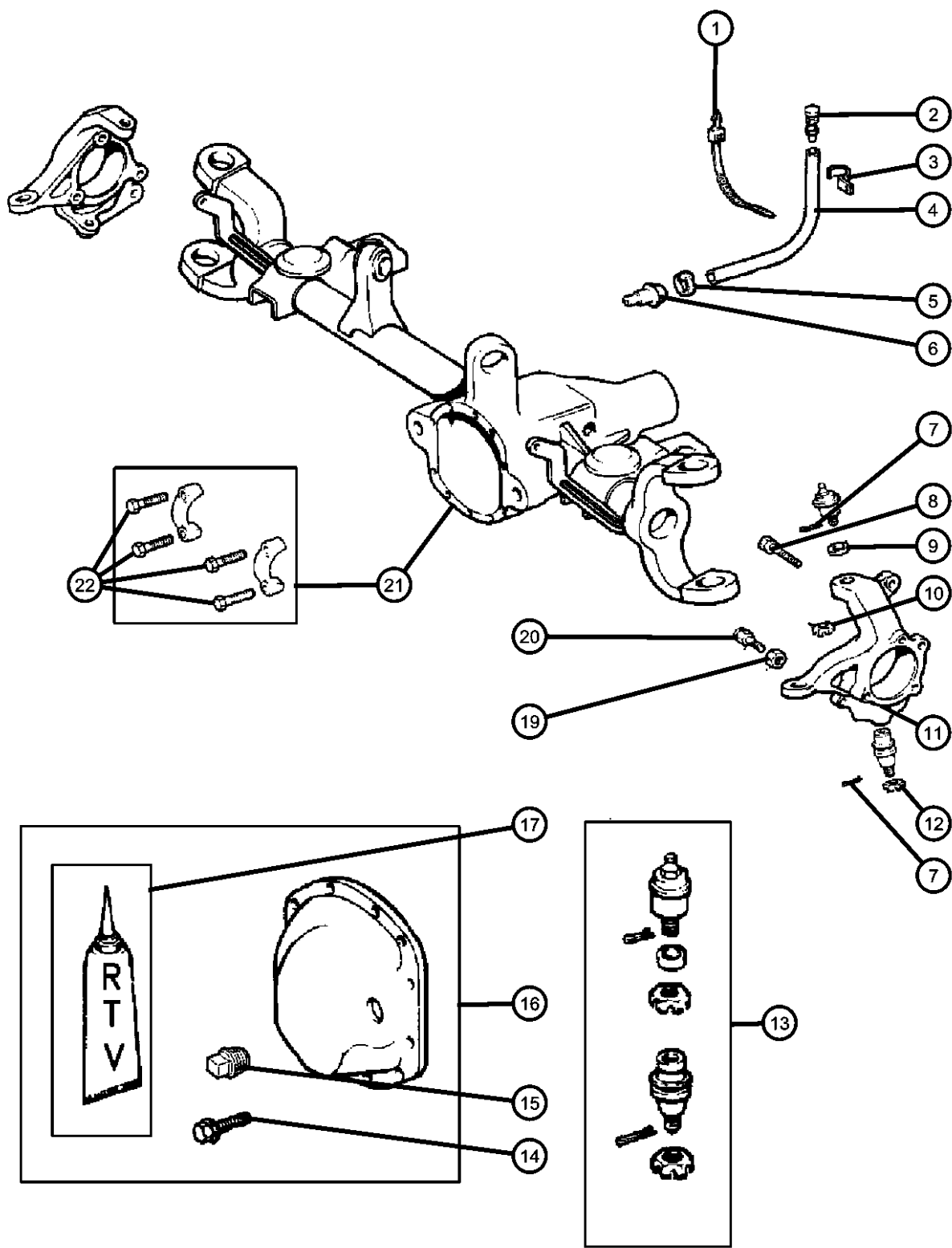
Note:Sales Codes;
[BGA]=Brakes - Power Front Disc/Rear Drum
[BGK]=Brakes - 4-Wheel Anti-lock
[BRW]=Brakes - 4-Wheel Disc
[DJC]=Axle -Front, Heavy Duty Dana M44/216M

1									SHAFT, Axle
	04874302	1							Right
	04874303	1							Left
2	83500184	1							SHAFT, StubRight or Left
3	04137757	1							U JOINT, Front AxleRight or Left
4	04882135	1							SLINGER, OilRight or Left
5	04874477	1							SEAL, Axle Drive ShaftRight or Left



AR = use ase required - = Non illustrated part

Housing,Front Axle,4 Wheel Drive
Figure 2-310



ITEM	PART NUMBER	QTY	LINE	SERIES	BODY	ENGINE	TRANS	TRIM	DESCRIPTION
Note: Sales Codes; [DSE]=Axle - Trulok Differential									
1	J4175376	1							STRAP, Tie
2	J5352955	1							VENT, AxleUpper
3	J0140780	1							CLIP, Wrap AroundUpper
4	HFV00516AB	1							HOSE, Fuel And Vapor, 25 Foot Roll 5/16", Axle Vent
5	06503573	1							CLAMP, Hose, Axle Vent, Lower
6	83504653	1							VENT, AxleLower
7	11010069	2							PIN, Cotter, M4x40.00, Ball Joint, Mounting
8	34201535	6							BOLT, Knuckle to Hub and Bearing, Mounting
9	83500203	2							RING, Ball JointRight or Left
10	J0125258	2							NUT, Steering Knuckle Socket, Upper Ball Joint, Mounting
11									KNUCKLE, Front
	52067576	1							Right
	52067577	1							Left
12	J8123318	2							NUT, Lower Ball Joint, Mounting
13									BALL JOINT KIT, Knuckle
	05014876AC	1							1/2 Degree, Right or Left
	05014877AC	1							1 Degree, Right or Left
	05016972AC	1							1 1/2 Degree, Right or Left
	83500202	1							Right or Left
14	02954031	10							BOLT, Differential CoverMounting
15	J4004751	1							PLUG, Differential Cover
16	04713451	1							COVER, Differential
17	05010884AA	1							SEALANT, RTV
-18	05083358AA	2							WASHER, Flat, Stop Bolt Spacer
19	S0114494	2							NUT, Steering Knuckle, Stop Bolt, Mounting
20	01791701	2							BOLT, Steering Knuckle StopRight or Left
21	04864840AB	1							HOUSING, Axle
22	04897482AB	4							BOLT, Differential

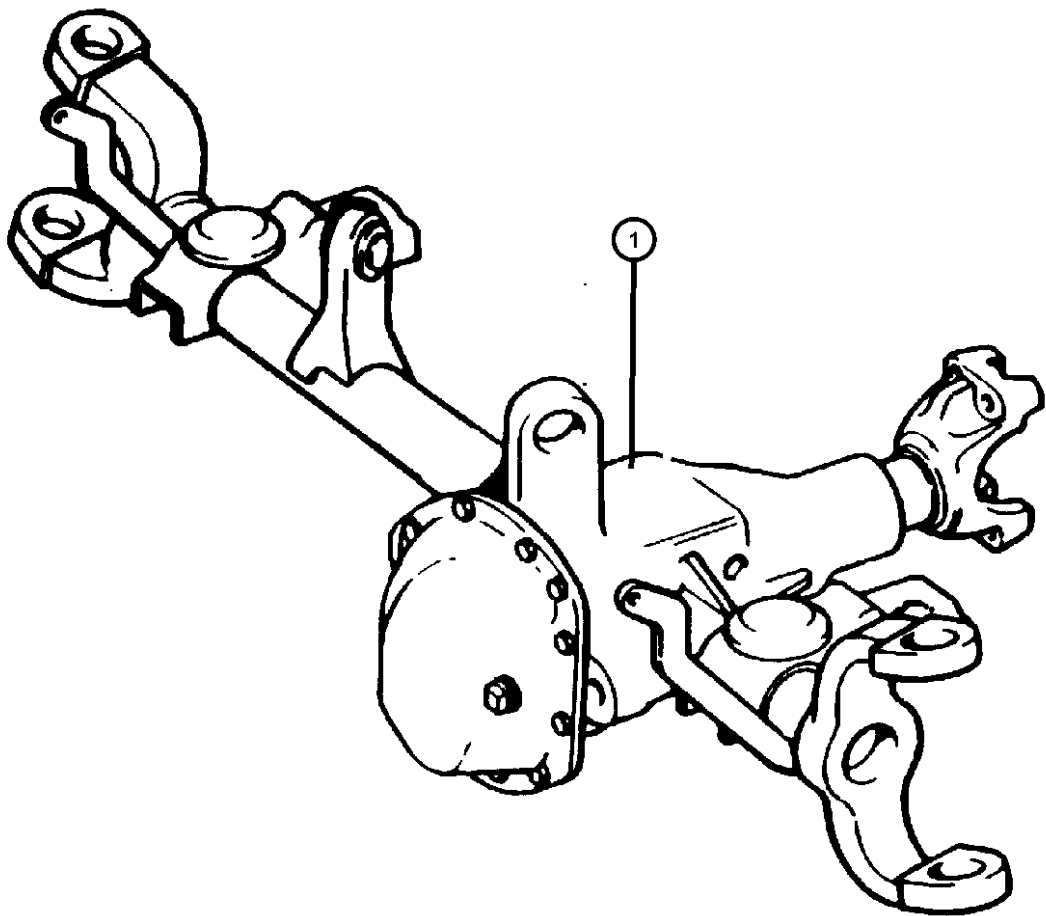
AR = use ase required - = Non illustrated part

Axle Assembly,Front,4 Wheel Drive
Figure 2-410

ITEM	PART NUMBER	QTY	LINE	SERIES	BODY	ENGINE	TRANS	TRIM	DESCRIPTION
------	----------------	-----	------	--------	------	--------	-------	------	-------------

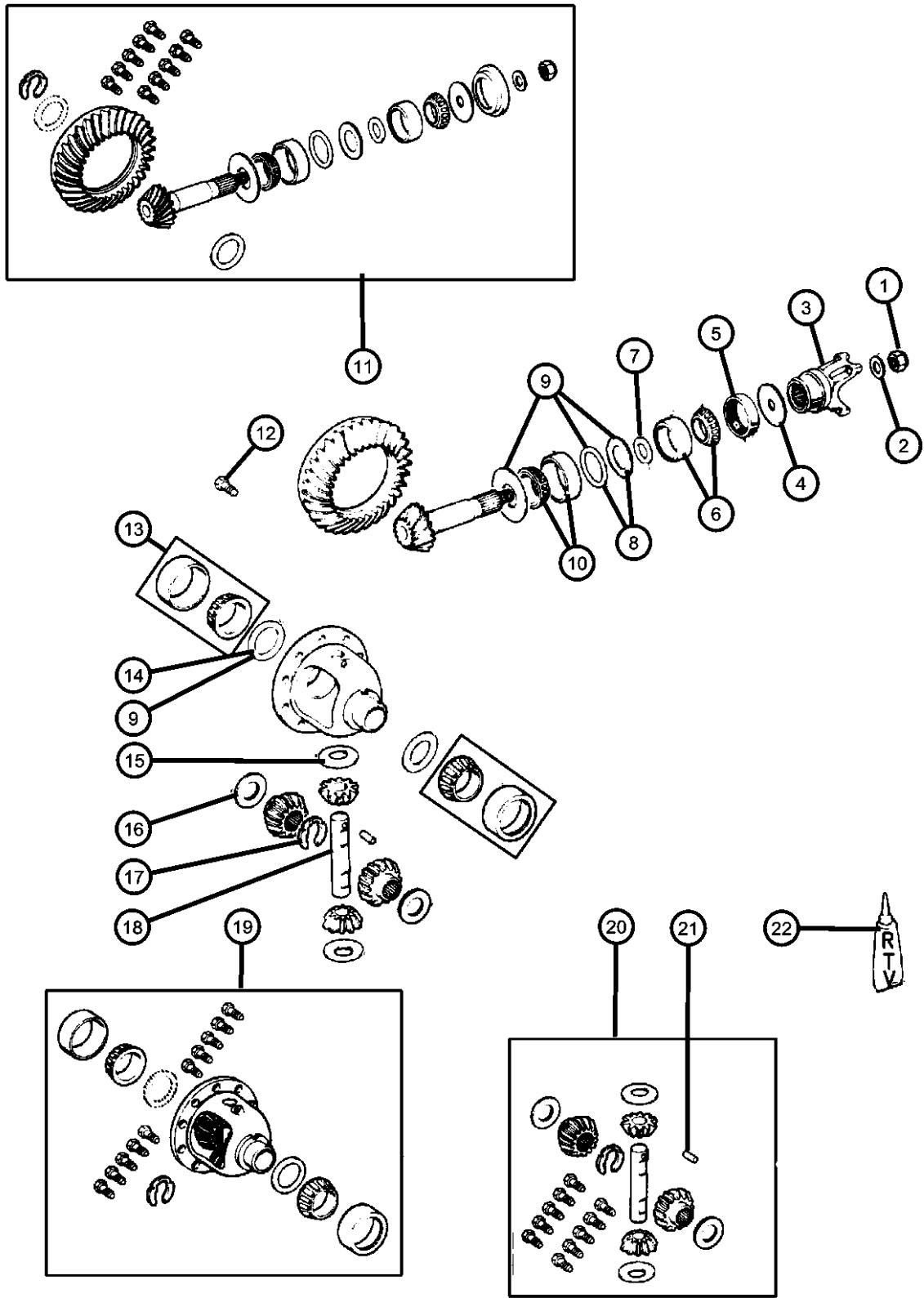
Note: Sales Codes;
[BRW]=4-Wheel Disc Brakes
[DMF]=Axle Ratio - 4.10

104864910AB1AXLE, Service Front, [DMF,BRW]



AR = use ase required - = Non illustrated part

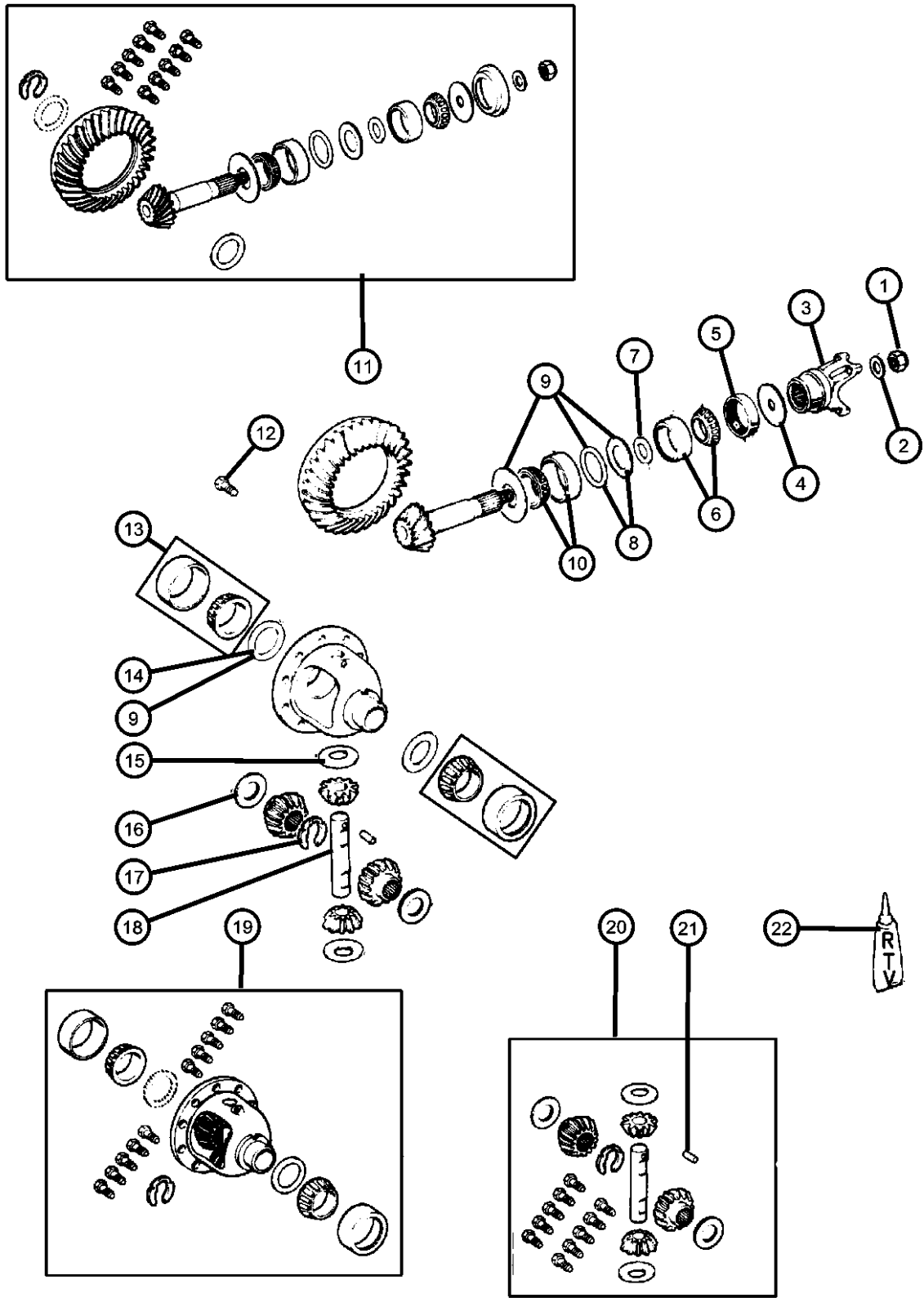
Differential,Front Axle
Figure 2-610



ITEM	PART NUMBER	QTY	LINE	SERIES	BODY	ENGINE	TRANS	TRIM	DESCRIPTION
Note: Sales Codes; [DMF]=Axle Ratio - 4.10									
1	01791575	1							NUT, Pinion Yoke
2	01791576	1							WASHER, Pinion Yoke
3	83503388	1							YOKE, Axle
4	04031974	1							SLINGER, Drive Pinion
5	05072473AA	1							SEAL, Drive Pinion
6	05252508	1							BEARING, Drive Pinion, Bearing and Cup, Front
7	04864845AB	1							SPACER, Crush
8									SHIM, Drive Pinion Bearing
	05017139AA	1							[.052"]
	05017140AA	1							[.053"]
	05017141AA	1							[.054"]
	05017142AA	1							[.055"]
	05017143AA	1							[.056"]
	05017144AA	1							[.057"]
	05017145AA	1							[.058"]
	05017146AA	1							[.059"]
	05017149AA	1							[.060"]
	05017150AA	1							[.061"]
	05017151AA	1							[.062"]
	05017152AA	1							[.063"]
	05017153AA	1							[.064"]
	05017154AA	1							[.065"]
	05017155AA	1							[.066"]
	05017156AA	1							[.067"]
9	05017134AA	1							SHIM KIT, Differential, Contains Items 8,14
10	J8126499	1							BEARING, Drive Pinion, Bearing and Cup, Rear
11	05073247AA	1							GEAR KIT, Ring And Pinion, [DMF]
12	05252503	1							SCREW, Drive Gear
13	J8126500	1							BEARING, Differential, Consists of 2 Bearing and 2 Cups
14									SHIM, Differential Bearing
	05017218AA	1							[.109"]
	05017219AA	1							[.110"]
	05017220AA	1							[.111"]
	05017221AA	1							[.112"]
	05017222AA	1							[.113"]
	05017223AA	1							[.114"]
	05017224AA	1							[.115"]

AR = use ase required - = Non illustrated part

Differential,Front Axle
Figure 2-610

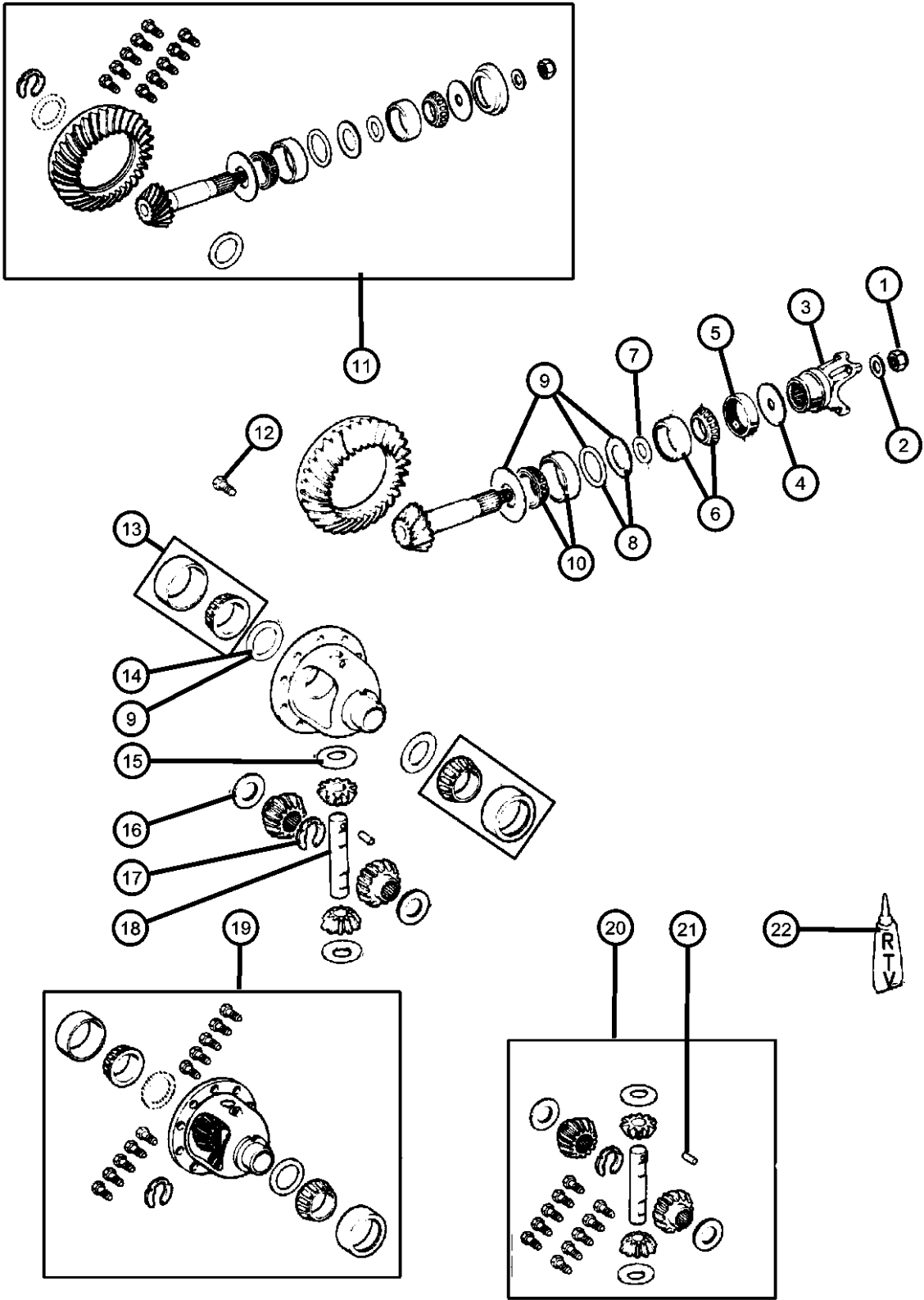


ITEM	PART NUMBER	QTY	LINE	SERIES	BODY	ENGINE	TRANS	TRIM	DESCRIPTION
	05017225AA	1							[.116"]
	05017226AA	1							[.117"]
	05017227AA	1							[.118"]
	05017228AA	1							[.119"]
	05017229AA	1							[.120"]
	05017230AA	1							[.121"]
	05017231AA	1							[.122"]
	05017232AA	1							[.123"]
	05017233AA	1							[.124"]
	05017234AA	1							[.125"]
	05017235AA	1							[.126"]
	05017236AA	1							[.127"]
	05017237AA	1							[.128"]
	05017238AA	1							[.129"]
	05017239AA	1							[.130"]
	05017240AA	1							[.131"]
	05017241AA	1							[.132"]
	05017242AA	1							[.133"]
	05017243AA	1							[.134"]
	05017244AA	1							[.135"]
	05017245AA	1							[.136"]
	05017246AA	1							[.137"]
	05017247AA	1							[.138"]
	05017248AA	1							[.139"]
	05017249AA	1							[.140"]
	05017250AA	1							[.141"]
	05017251AA	1							[.142"]
	05017252AA	1							[.143"]
	05017253AA	1							[.144"]
	05017254AA	1							[.145"]
	05017255AA	1							[.146"]
	05017256AA	1							[.147"]
	05017257AA	1							[.148"]
15	J8120831	1							WASHER, Pinion GearThrust
16	J8133724	1							WASHER, Side GearThrust
17	04137739	1							SNAP RING, Front Axle Shaft
18	05003840AA	1							SHAFT, Differential
19	05252590	1							CASE, Differential
20	05252591	1							GEAR KIT, Center Differential

AR = use ase required - = Non illustrated part

Differential,Front Axle
Figure 2-610

ITEM	PART NUMBER	QTY	LINE	SERIES	BODY	ENGINE	TRANS	TRIM	DESCRIPTION
21	01791563	1							PIN, Differential Shaft
22	05010884AA	1							SEALANT, RTV



AR = use ase required - = Non illustrated part

Group - 3

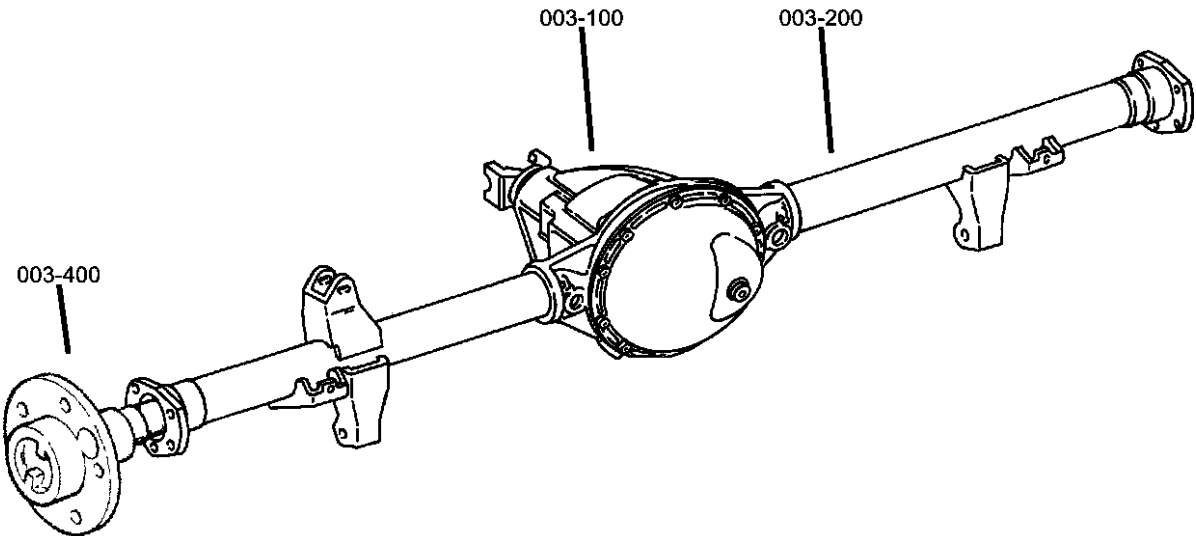
Rear Axle

Group - 3 Rear Axle

Illustration Title

Group-Fig. No.

Rear Axle	
Axle Assembly, Rear,Dana 44/226MM [DRK].....	Fig. 3 - 110
Differential and Housing	
Housing,Rear Axle,Dana 44/226MM [DRK].....	Fig. 3 - 210
Differential,Dana 44/226MM [DRK]	Fig. 3 - 220
Rear Axle Shafts	
Shaft,Rear Axle,Dana 44/226MM [DRK]	Fig. 3 - 410



<div>003-100</div> <div>Rear Axle</div> <div></div>	<div>003-200</div> <div>Differential and Housing</div> <div></div>	<div>003-400</div> <div>Rear Axle Shafts</div> <div></div>	
---	--	--	--

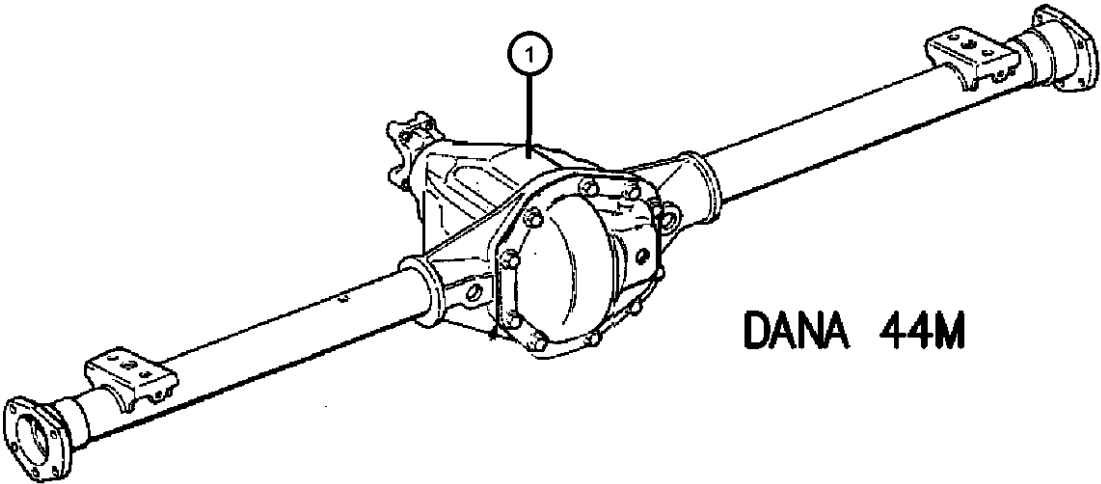
Axle Assembly, Rear,Dana 44/226MM [DRK]
Figure 3-110

ITEM	PART NUMBER	QTY	LINE	SERIES	BODY	ENGINE	TRANS	TRIM	DESCRIPTION
------	----------------	-----	------	--------	------	--------	-------	------	-------------

Note:Sales Codes;
[BRW]=Brakes - 4-Wheel Disc
[DMF]=Axle Ratio - 4.11
[DRK]=Axle - Rear,Dana 44/226MM
[DSA]=Axle - Trac-Lok Differential

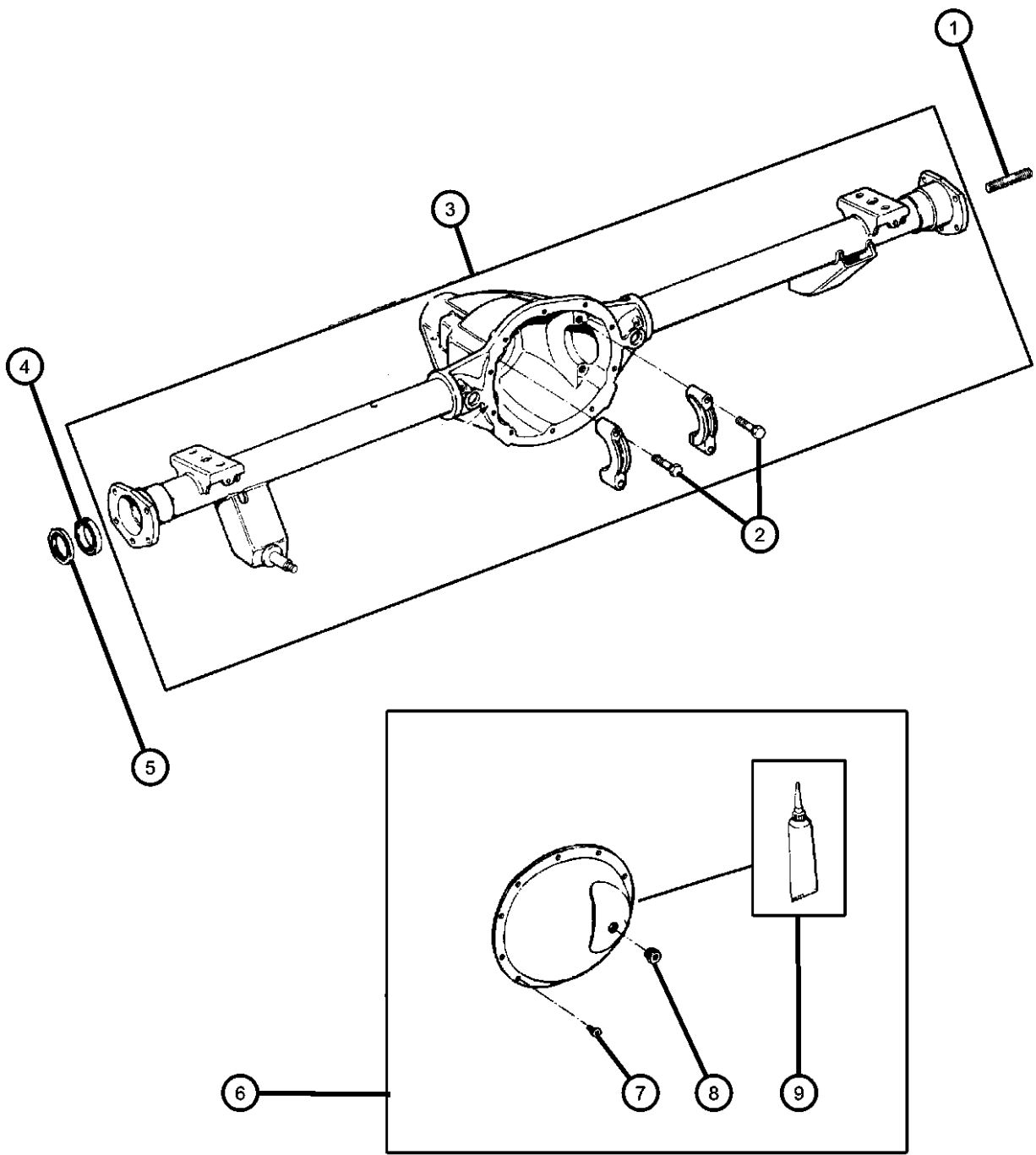
1 50010093AB 1

AXLE, Service Rear,
[DRK,DMF,BRW,DSA]



AR = use ase required - = Non illustrated part

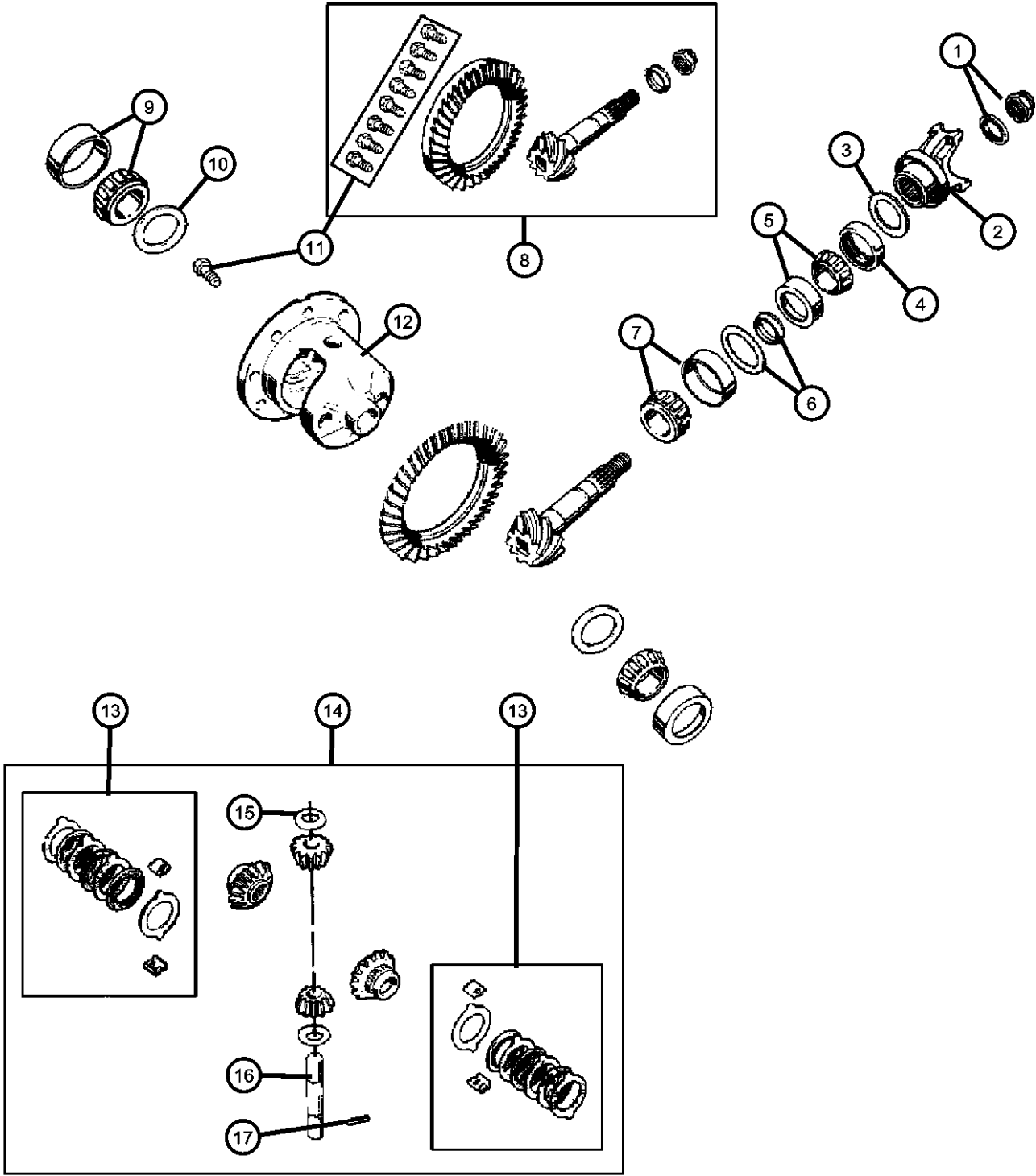
Housing,Rear Axle,Dana 44/226MM [DRK]
Figure 3-210



ITEM	PART NUMBER	QTY	LINE	SERIES	BODY	ENGINE	TRANS	TRIM	DESCRIPTION
Note:Sales Codes; [DRK]=Axle - Rear,Dana 44/226MM									
1	05080665AA	8							STUD
2	05003648AA	4							BOLT, Differential
3	05086635AB	1							HOUSING, Axle
4	83503064	1							BEARING, Axle ShaftRight or Left
5	83503063	1							SEAL, Axle Drive ShaftRight or Left
6	83505549	1							COVER, Differential
7	J4006708	10							SCREW, Pan Head, .312-18x.56, Differential Cover, Mounting
8	03640792	1							PLUG, Differential Cover
9	05010884AA	1							SEALANT, RTV

AR = use ase required - = Non illustrated part

Differential,Dana 44/226MM [DRK]
Figure 3-220



ITEM	PART NUMBER	QTY	LINE	SERIES	BODY	ENGINE	TRANS	TRIM	DESCRIPTION
Note:Sales Codes; [DMF]=Axle Ratio - 4.11 [DRK]=Axle - Rear,Dana 44/226MM									
1	05017755AA	1							NUT, Pinion Yoke, With Washer
2	04897026AA	1							YOKE, Axle
3	04031974	1							SLINGER, Drive Pinion
4	05072473AA	1							SEAL, Drive Pinion
5	J8124052	1							BEARING, Drive Pinion, Bearing and Cup, Front
6	05083673AB	1							SHIM KIT, Pinion Shaft
7	05014847AA	1							BEARING, Drive Pinion, Bearing and Cup, Rear
8	05127180AA	1							GEAR KIT, Ring And Pinion, [DMF]
9	04746733	1							BEARING, Differential, Consists of 2 Bearings and 2 Cups
10	05093047AA	1							SHIM KIT, Differential
11	05012810AC	1							BOLT KIT, Drive Gear, Mounting
12	05103017AA	1							CASE, Differential, With Internal Parts
13	J0994345AB	1							DISC AND PLATE KIT, Differential
14	83505432AB	1							GEAR KIT, Center Differential
15	01791561	2							WASHER, Pinion GearThrust
16	83503069	1							SHAFT, Differential
17	01791563	1							PIN, Differential Shaft

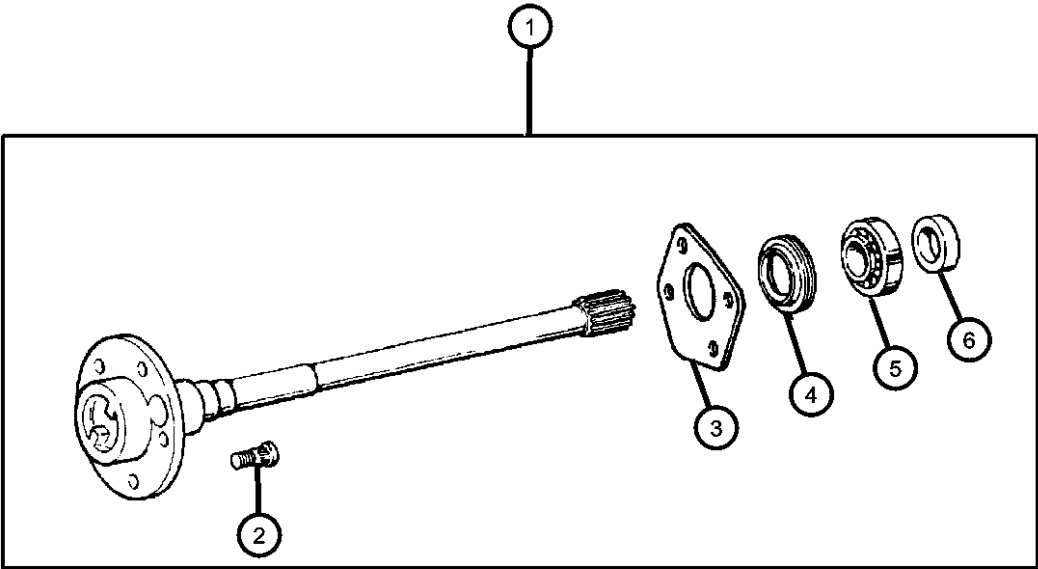
AR = use ase required - = Non illustrated part

Shaft,Rear Axle,Dana 44/226MM [DRK]
Figure 3-410

ITEM	PART NUMBER	QTY	LINE	SERIES	BODY	ENGINE	TRANS	TRIM	DESCRIPTION
------	-------------	-----	------	--------	------	--------	-------	------	-------------

Note:Sales Codes;
[DRK]=Axle - Rear,Dana 44/226MM

1									SHAFT, Axle
	50010094AA	1							Right
	50010095AA	1							Left
2	50010096AA	5							STUD, Hub
3	05083678AA	1							RETAINER, Axle Shaft SealRight or Left
4	83503063	1							SEAL, Axle Drive ShaftRight or Left
5	83503064	1							BEARING, Axle ShaftRight or Left
6	83503077	1							RING, Axle ShaftRight or Left



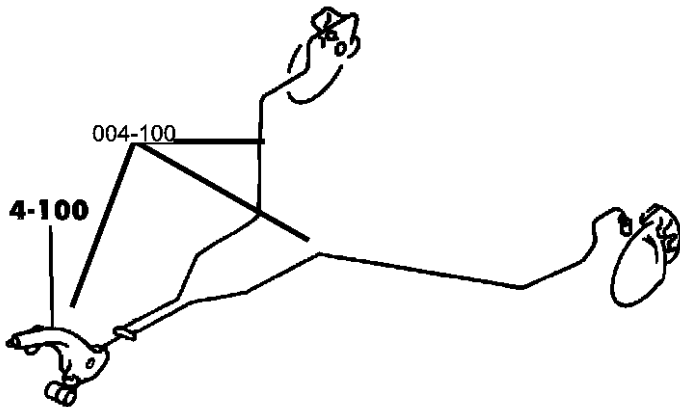
AR = use ase required - = Non illustrated part


Group - 4

Parking Brake

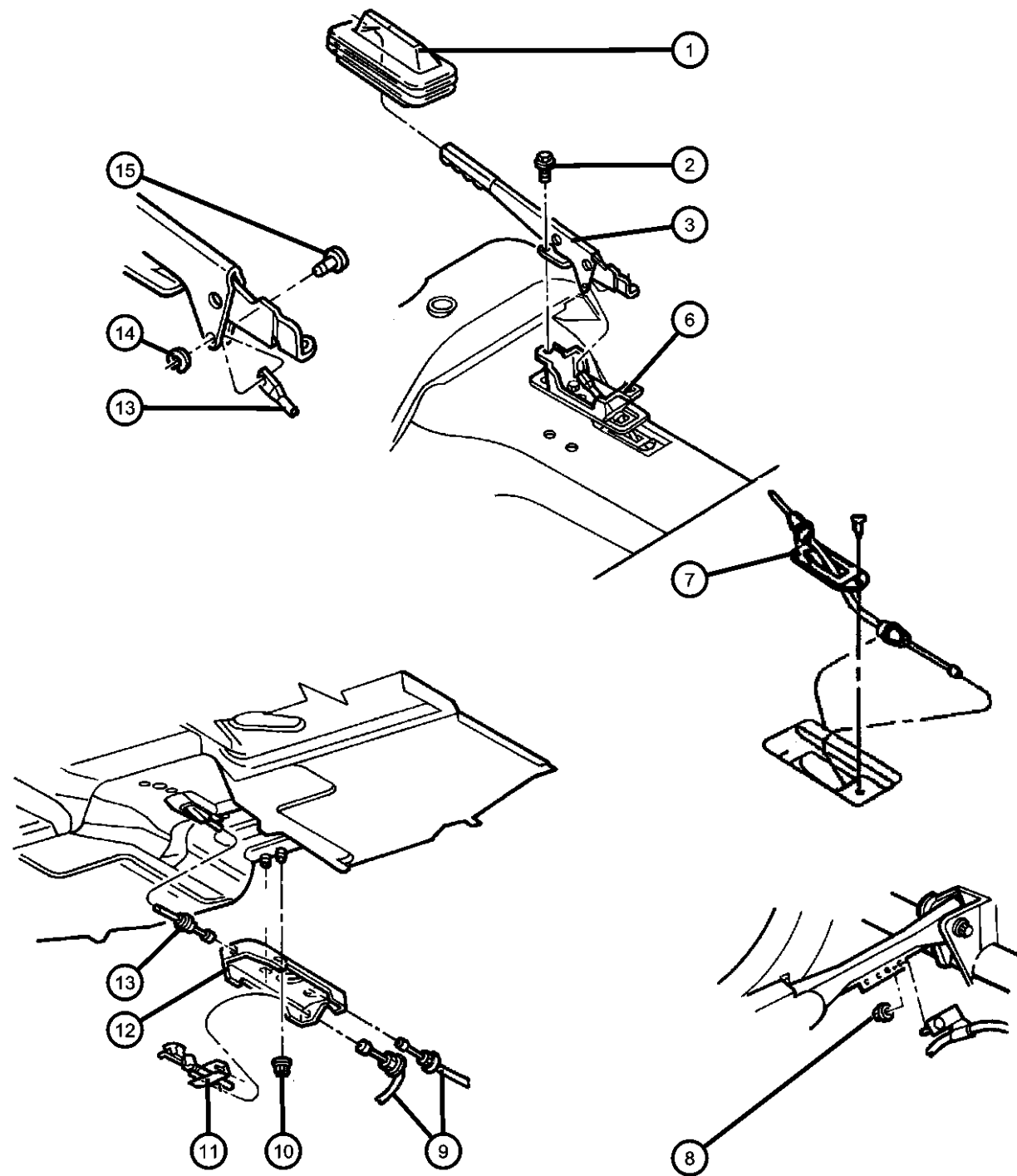
Group - 4 Parking Brake

Illustration Title	Group-Fig. No.
Parking Brake Lever and Cables	
Parking Brake Lever and Cables.....	Fig. 4 - 110
Parking Brake Assembly,Rear,Disc.....	Fig. 4 - 120



004-100 Parking Brake Lever and Cables			
			

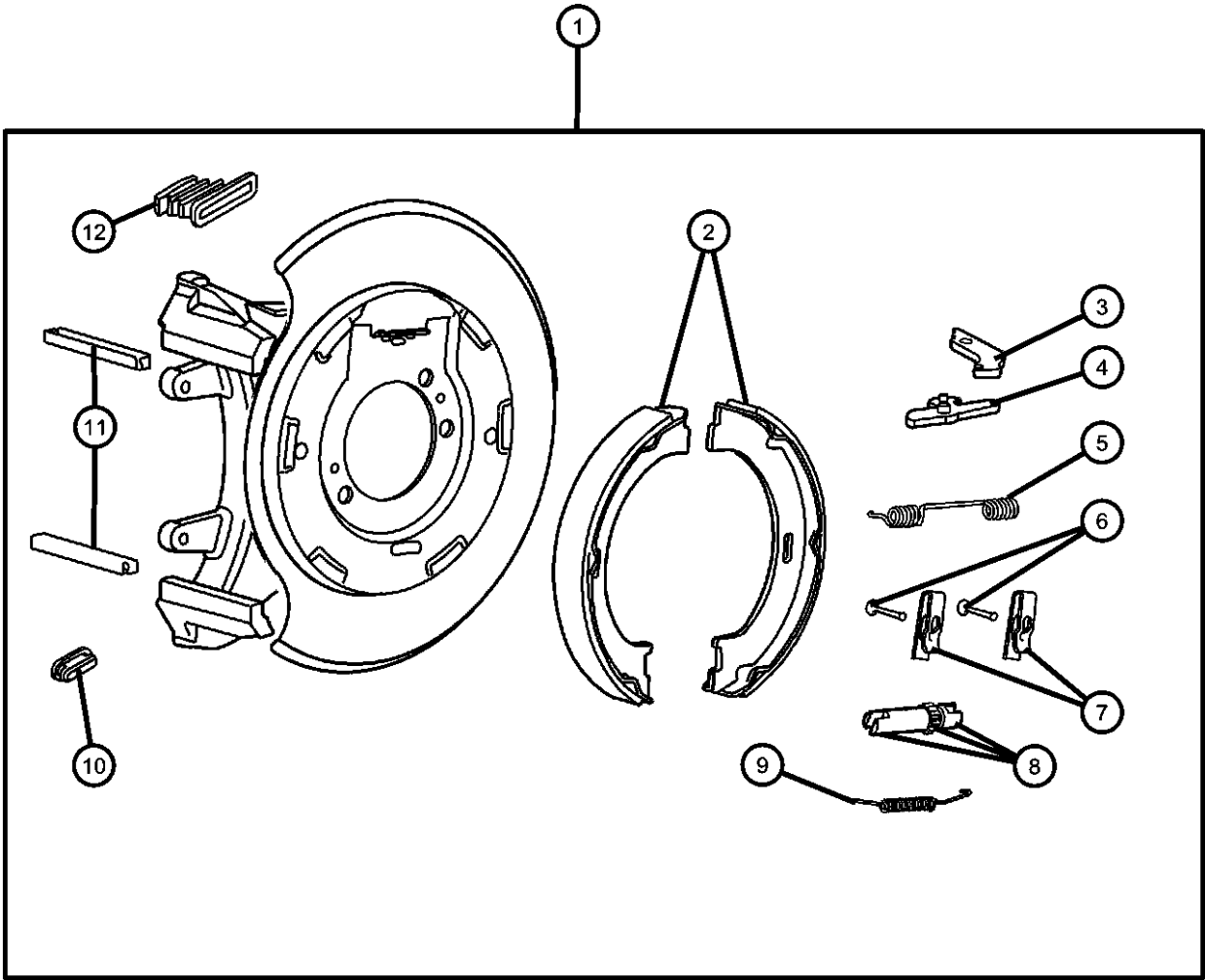
Parking Brake Lever and Cables
Figure 4-110



ITEM	PART NUMBER	QTY	LINE	SERIES	BODY	ENGINE	TRANS	TRIM	DESCRIPTION
1	52078891AB	1							BOOT, Parking Brake Lever
2									BOLT, Hex Flange Head, M12x1.18x35
	34201686	2							Parking Brake Lever to Bracket, Mounting
		2							Parking Brake Lever to Bracket to Floor Pan, Mounting
3	52128203AD	1							LEVER, Park Brake
-4	05209922	1							SWITCH, Parking Brake
-5	05209922	1							SCREW, Hex Flange Head, Parking Brake Switch Mounting -Tapping .190-24x.750, (NOT SERVICED)
6	52128191	1							BRACKET, Parking LeverMounting
7	00153644	3							SCREW, .190-16x.500, Front Parking Brake Cable Seal to Floor Pan, Mounting
8	06101695	1							NUT, Hex Flange Lock, Parking Brake Cable to Right Control Arm, Mounting
9									CABLE, Parking Brake
	56052187AA	1							Right
	56052188AA	1							Left
10	06505245AA	2							NUT, M8x1.25, Parking Brake Support Bracket to Floor Pan, Mounting
11	52009527	1							TENSIONER, Parking Brake Cable, Adjusting
12	52127952AC	1							BRACKET, Cable
13	52128206AD	1							CABLE, Parking BrakeFront
14	52078012	1							CLIP, Parking Brake Cable, Parking Brake Lever, Mounting
15	52078010	1							PIN, Parking Brake Handle, Parking Brake Lever, Mounting

AR = use ase required - = Non illustrated part

Parking Brake Assembly,Rear,Disc
Figure 4-120



ITEM	PART NUMBER	QTY	LINE	SERIES	BODY	ENGINE	TRANS	TRIM	DESCRIPTION
1									ADAPTER, Parking Brake
	52128414AB	1							Right
	52128415AB	1							Left
2	05093390AA	1							SHOE AND LINING KIT, Parking Brake
	BHKP7328								Mopar Parking Brake Hardware Kit
3	05093392AA	1							LEVER, Park Brake Adjusting
4									LEVER, Park Brake
	05093334AA	1							Right
	05093338AA	1							Left
5	05093393AA	1							SPRING, Park Brake Shoe Return
6	04762126	2							PIN, Brake Shoe Hold Down
7	04762125	2							CLIP, Parking Brake Hold Down
8	05093391AA	1							ADJUSTER, Parking Brake
9	04762116	1							SPRING, Park Brake Shoe Return
10	04762121	1							PLUG, Brake Adjusting Hole
11	05093394AB	4							SLIPPER, Caliper
12	05093395AA	1							BOOT, Parking Brake Lever

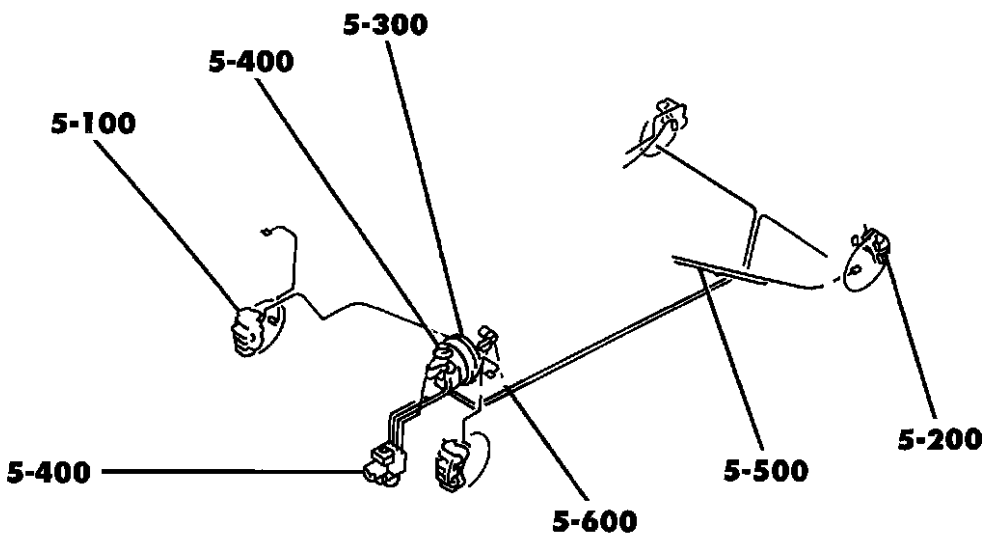
AR = use ase required - = Non illustrated part

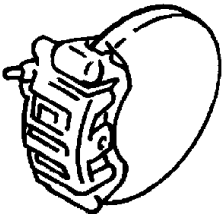
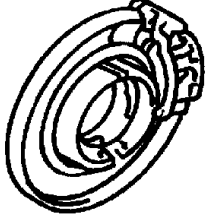
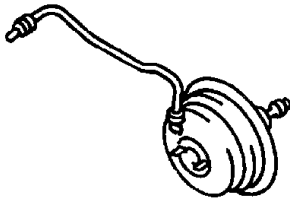

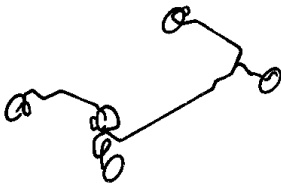

Group - 5

Service Brakes

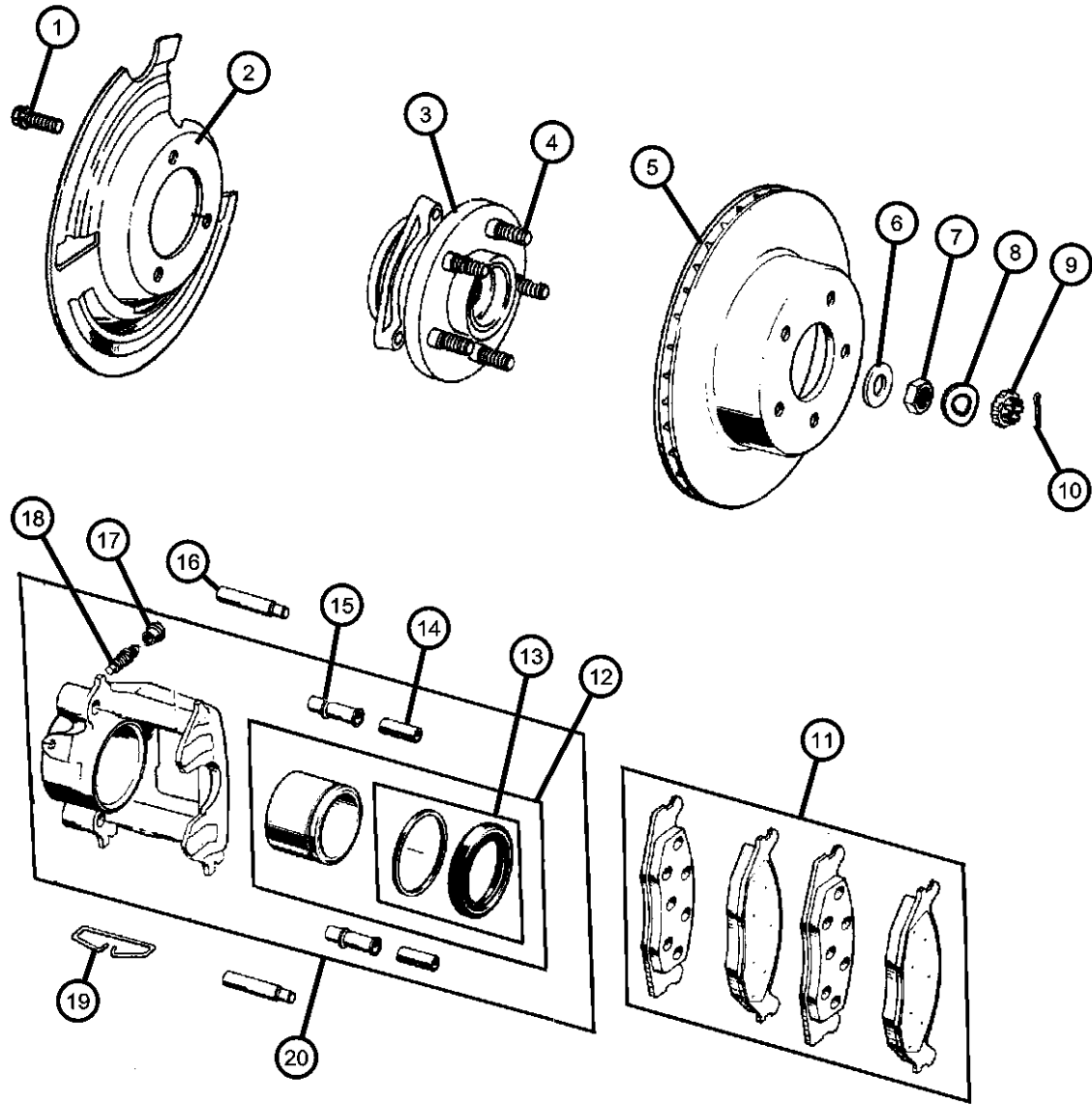
Group - 5 Service Brakes

Illustration Title	Group-Fig. No.
Front Brakes Front Brakes.....	Fig. 5 - 110
Rear Brakes Brakes,Rear,Disc.....	Fig. 5 - 210
Power Brake Booster Power Brake Booster	Fig. 5 - 310
Brake Master Cylinder Master Cylinder.....	Fig. 5 - 410
Brake Lines and Hoses Brake Lines and Hoses,Front	Fig. 5 - 510
Brake Lines and Hoses,Rear.....	Fig. 5 - 520
Brake Pedals Brake Pedal.....	Fig. 5 - 610



005-100 Front Brakes 	005-200 Rear Brakes 	005-300 Power Brake Booster 	005-400 Brake Master Cylinder 
005-500 Brake Lines and Hoses 	005-600 Brake Pedals 		

Front Brakes
Figure 5-110



ITEM	PART NUMBER	QTY	LINE	SERIES	BODY	ENGINE	TRANS	TRIM	DESCRIPTION
1	34201535	6							BOLT, Knuckle to Hub and Bearing, Mounting
2									SHIELD, Brake
	52005476	1							Right
	52005477	1							Left
3	05016458AA	1							HUB AND BEARING, Brake
4	06036482AA	10							STUD, Hub
5	05016434AA	1							ROTOR, Brake
	V5016434								Mopar V-Line Alternative Brake Rotors
6	05083358AA	2							WASHER, Flat
7	J4200095	1							NUT, Hex
8	04740749	1							WASHER, Wave
9	J4200097	1							RETAINER, Hub Nut
10	11010069	2							PIN, Cotter, M4x40.00
11	04883344AD	1							PAD KIT, Front Disc Brake
	VE101344								Mopar V-Line Alternative Part
	VOE15965								E.U. R-90 Regulation Compliant
	VOE16434								Make It Original Brake Kit
	VCXJ5965								Make It Original Brake Kit
	VCCA6434								Make It Ceramic Brake Kit
	V1010058AB								Make It Ceramic Brake Kit
	BHKH5605								Mopar V-Line Alternative Part
	BHKH5066								Mopar V-Line Alternative Part
	VXJ16434								Disc Hardware
	VK298584AA								Mopar V-Line Alternative Part
	V3010058								Caliper Bolts
									Make It New Brake Kits
									Mopar Loaded Brake Caliper Kit
									(2 Calipers, Brake Friction)
									Mopar V-Line Alternative Part
									Ceramic
12	05252614	1							PISTON, Brake
13	J8133852	1							BOOT AND SEAL, Disc Brake
14	04383471	1							BUSHING, Disc Brake Caliper
15	04423573	1							SLEEVE, Disc Brake Caliper
16	05253000	1							PIN, Caliper
17	04238717	1							CAP, Bleeder
18	J3203313	1							BLEEDER SCREW, Brake
19	J3239865	1							CLIP, Brake Caliper
20									CALIPER, Disc Brake
	05252984	1							Right
	R5252984								Mopar Remanufactured Part
	U5252984								Core Part
	05252985	1							Left

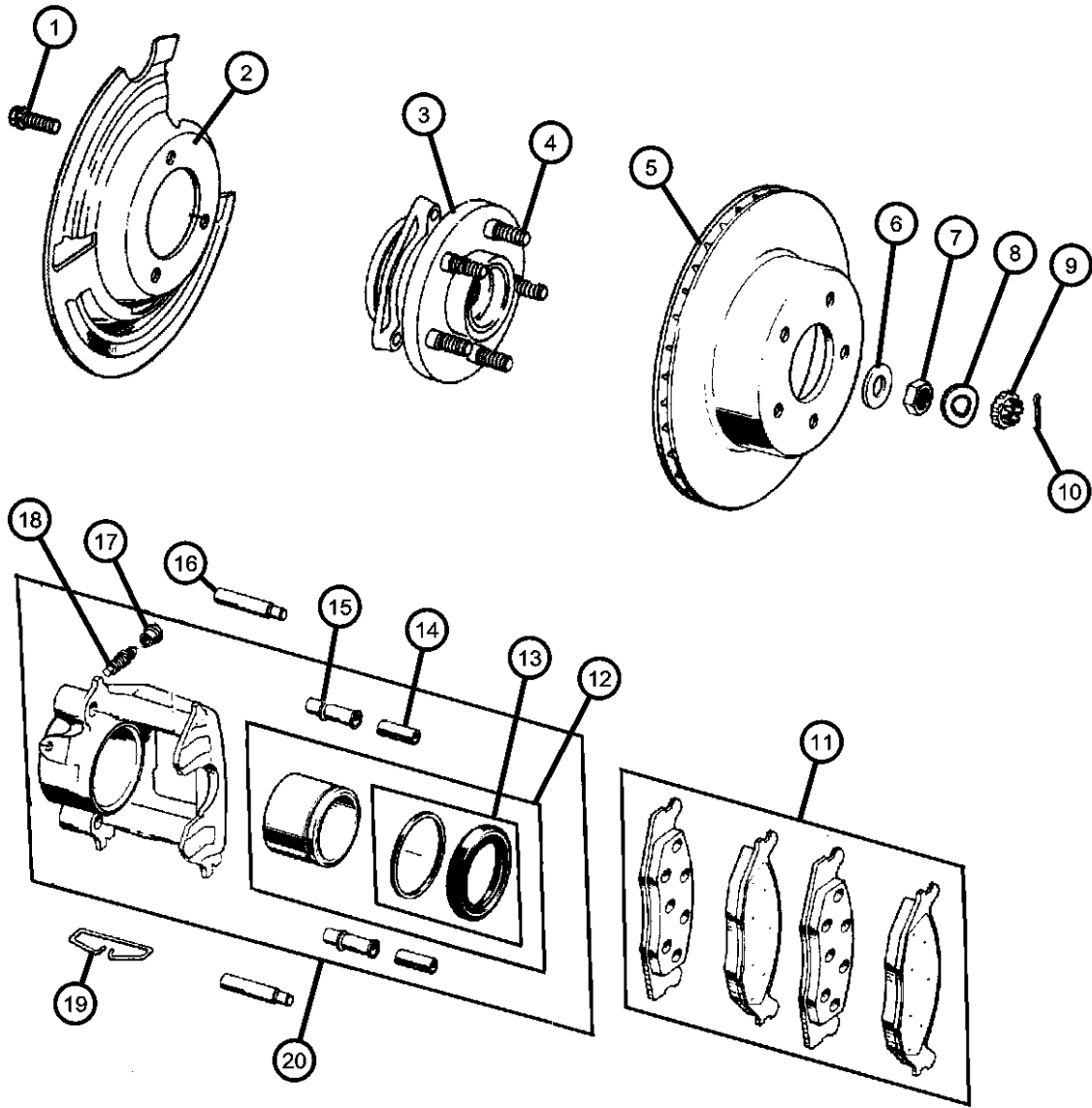
AR = use ase required - = Non illustrated part

Front Brakes
Figure 5-110

ITEM	PART NUMBER	QTY	LINE	SERIES	BODY	ENGINE	TRANS	TRIM	DESCRIPTION
------	-------------	-----	------	--------	------	--------	-------	------	-------------

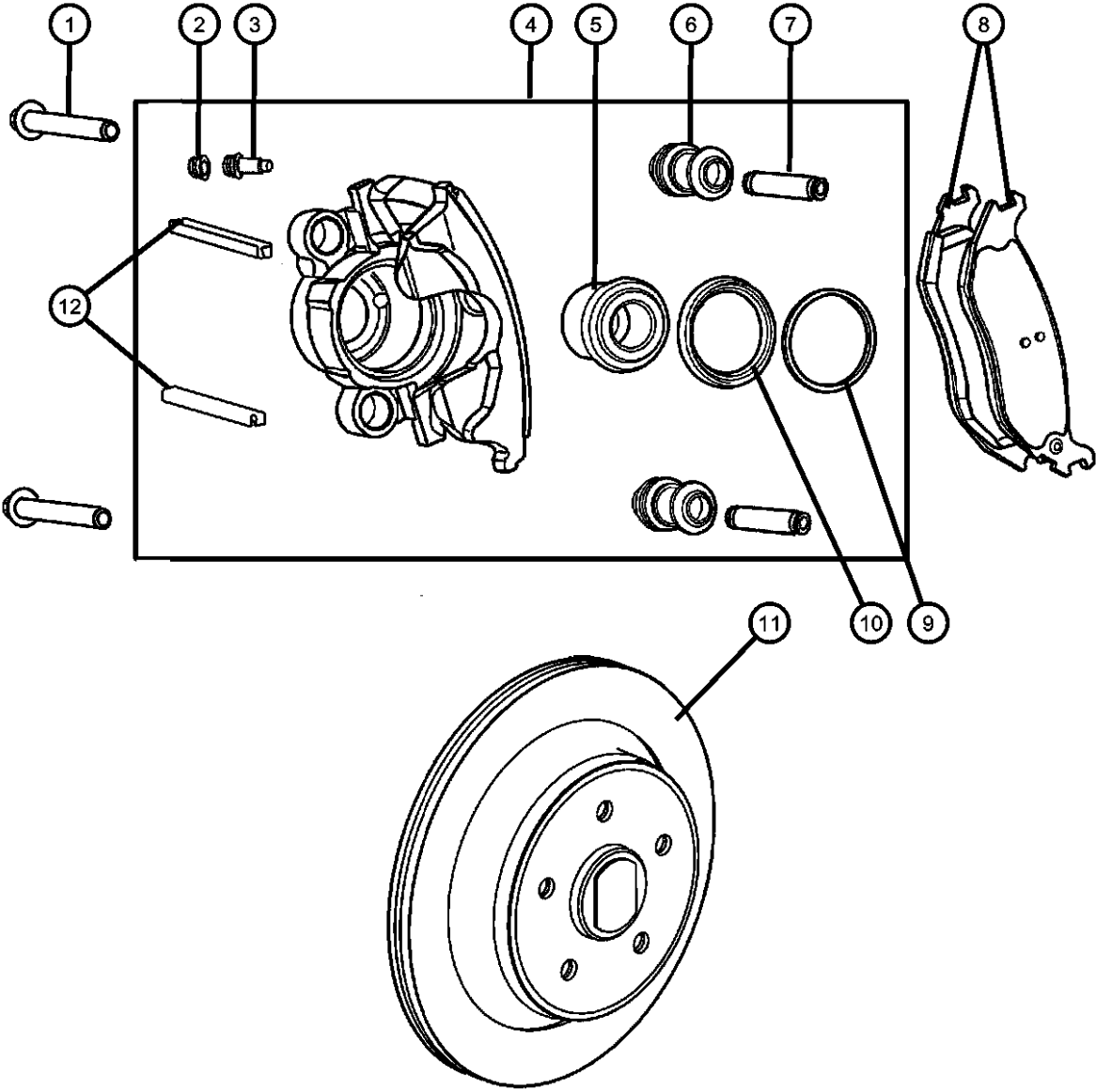
R5252985
U5252985

Mopar Remanufactured Part
Core Part



AR = use ase required - = Non illustrated part

Brakes,Rear,Disc
Figure 5-210



ITEM	PART NUMBER	QTY	LINE	SERIES	BODY	ENGINE	TRANS	TRIM	DESCRIPTION
1	05253000	4							PIN, Caliper
2	04238717	1							CAP, Bleeder
3	J0920463	1							BLEEDER SCREW, Brake
4									CALIPER, Disc Brake
	05093542AA	1							Right
	05093543AA	1							Left
5	05093275AA	1							PISTON, Brake
6	04762106	2							BUSHING, Caliper
7	04762105	2							SLEEVE, Brake Caliper
8	05093511AB	1							PAD KIT, Disc Brake
	V2013882								Mopar V-Line Alternative Part
	V2013511								Mopar V-Line Alternative Part
	BHKH5695								Mopar V-Line Alternative Part
	BHKH5066								Disc Hardware
									Mopar V-Line Alternative Part
									Caliper Bolts
9	05093276AA	1							SEAL, Caliper Piston
10	05093277AA	1							BOOT, Brake Piston
11	52128411AB	2							ROTOR, Brake
12	05093394AB	4							SLIPPER, Caliper

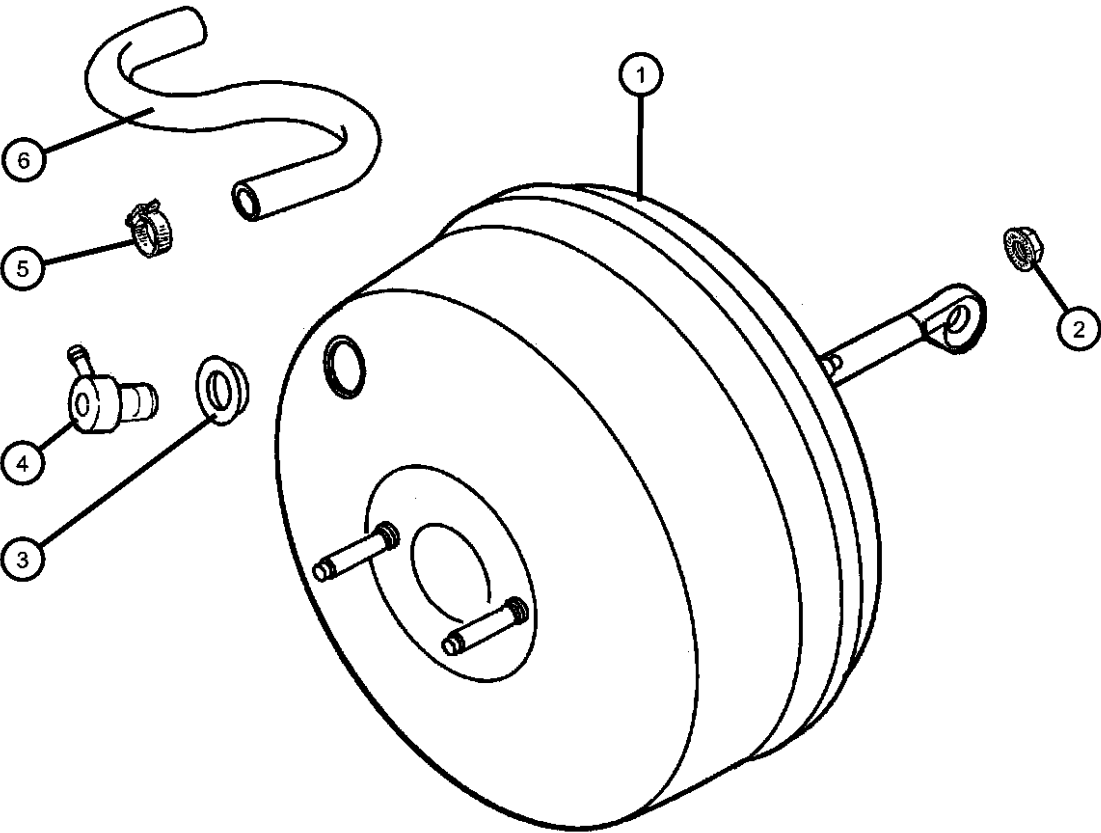
AR = use ase required - = Non illustrated part

Power Brake Booster
Figure 5-310

ITEM	PART NUMBER	QTY	LINE	SERIES	BODY	ENGINE	TRANS	TRIM	DESCRIPTION
------	----------------	-----	------	--------	------	--------	-------	------	-------------

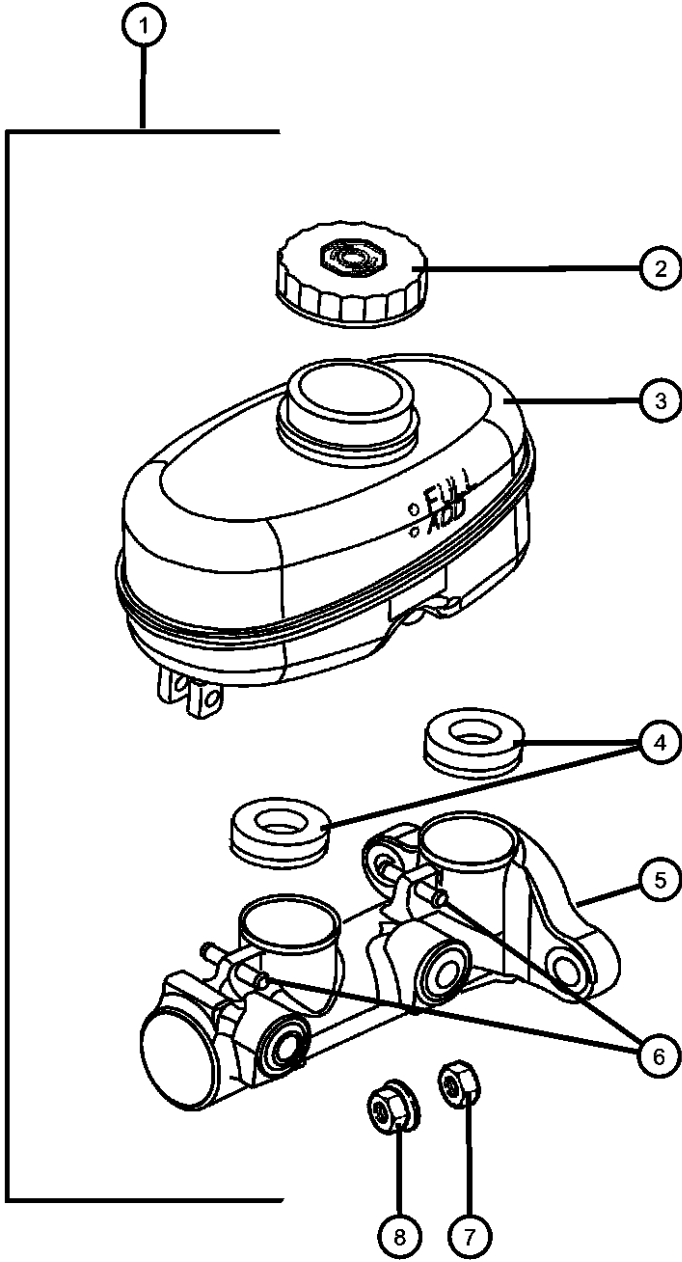
Note:Sales Codes;
[EP0]=Engines - All 2.5L 4 Cylinder Gas
[ER0]=Engines - All 4.0L 6 Cylinder Gas

1	04798158AC	1							BOOSTER, Power Brake
2	J4003909	4							NUT, Hex Flange With Serration, Booster to Dash, Mounting
3	04883813AA	1							GROMMET, Brake Booster Check Valve
4	04584098	1							VALVE, Brake Booster Check
5	53041045	1							CLAMP, Hose
6									HOSE, Brake Booster
	03879277	1							[ER0]
	56052643AA	1							[EN0]



AR = use ase required - = Non illustrated part

Master Cylinder
Figure 5-410



ITEM	PART NUMBER	QTY	LINE	SERIES	BODY	ENGINE	TRANS	TRIM	DESCRIPTION
1	04798157	1							MASTER CYLINDER, Brake
	R4798157								Mopar Remanufactured Part
	U4798157								Core Part
2	04683656	1							CAP, Master Cylinder Reservoir
3	04761943	1							RESERVOIR, Brake Master Cylinder
4	04723389	2							GROMMET, Master Cylinder Reservoir
5	04723395	1							SEAL, Master Cylinder To Booster
6	04723394	2							PIN, Master Cylinder Reservoir
7	05017194AA	2							NUT, Master Cylinder to Booster Stud, Mounting
8	34201711	2							NUT, Hex Flange, M8x1.25, Proportioning Valve to Master Cylinder Stud, Mounting

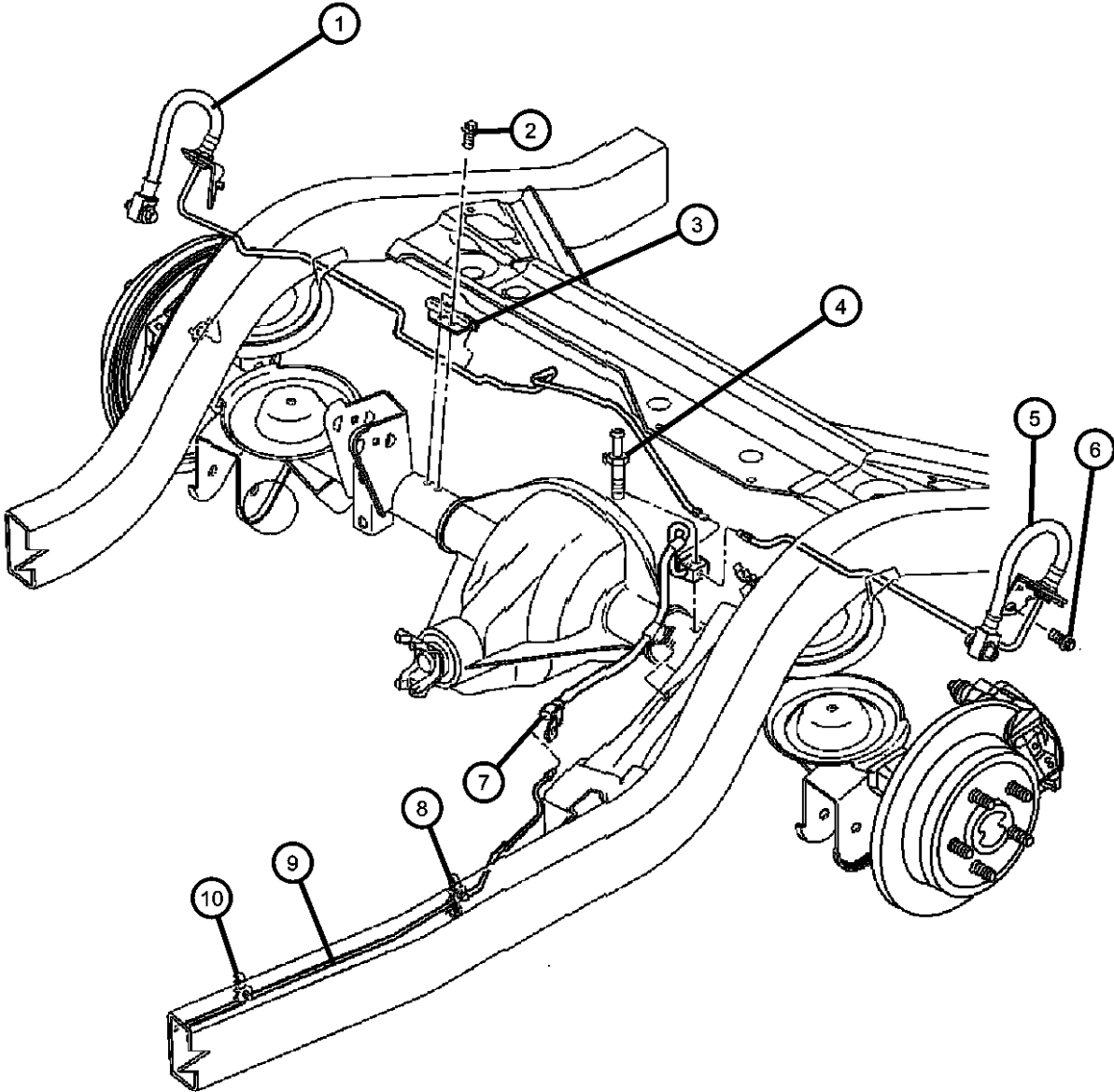
AR = use ase required - = Non illustrated part

Brake Lines and Hoses,Front
Figure 5-510

										ITEM	PART NUMBER	QTY	LINE	SERIES	BODY	ENGINE	TRANS	TRIM	DESCRIPTION
										1	52127970	1							BRACKET, Brake Valve, Proportioning Valve, Mounting
										2	52008443AB	1							TUBE, Brake, Proportioning Valve to Left Front Brake Hose
										3	52008398AB	1							TUBE, Brake, Master Cylinder to Proportioning Valve, Primary
										4	52008399AB	1							TUBE, Brake, Master Cylinder to Proportioning Valve, Secondary
										5	06506155AA	1							CLIP, Brake Tube, Spacer at Dash, Mounting
										6	56052227AA	1							VALVE, Proportioning
										7									TUBE, Brake
											56022994AA	1							[ER0] Proportioning Valve to Rear Brake Hose
											56052577AB	1							[EN0] Proportioning Valve to Rear Brake Hose
										8	52008442AD	1							TUBE, Brake, Proportioning Valve to Right Front Brake Hose
										9	52008442AD	1							CLIP, Quad Tubes, Serviced in Fuel Bundle Assembly, (NOT SERVICED)
										10	34202688	7							CLIP, Latch&Line, Brake Hose to Frame, Mounting
										11	34201670	2							SCREW, Pan Head, M8-1.25x13, Brake Hose to Frame, Mounting
										12									HOSE, Brake
											52008674AC	1							Right
											52008675AC	1							Left
										13	J3237672	4							GASKET, Brake Hose To Caliper, Mounting
										14	06035832	2							BOLT, Banjo, Brake Hose to Caliper, Mounting
										15									CLIP, Brake Line
											52128175	3							[EN0], Mounting
												2							[ER0], Mounting

AR = use ase required - = Non illustrated part

Brake Lines and Hoses,Rear
Figure 5-520

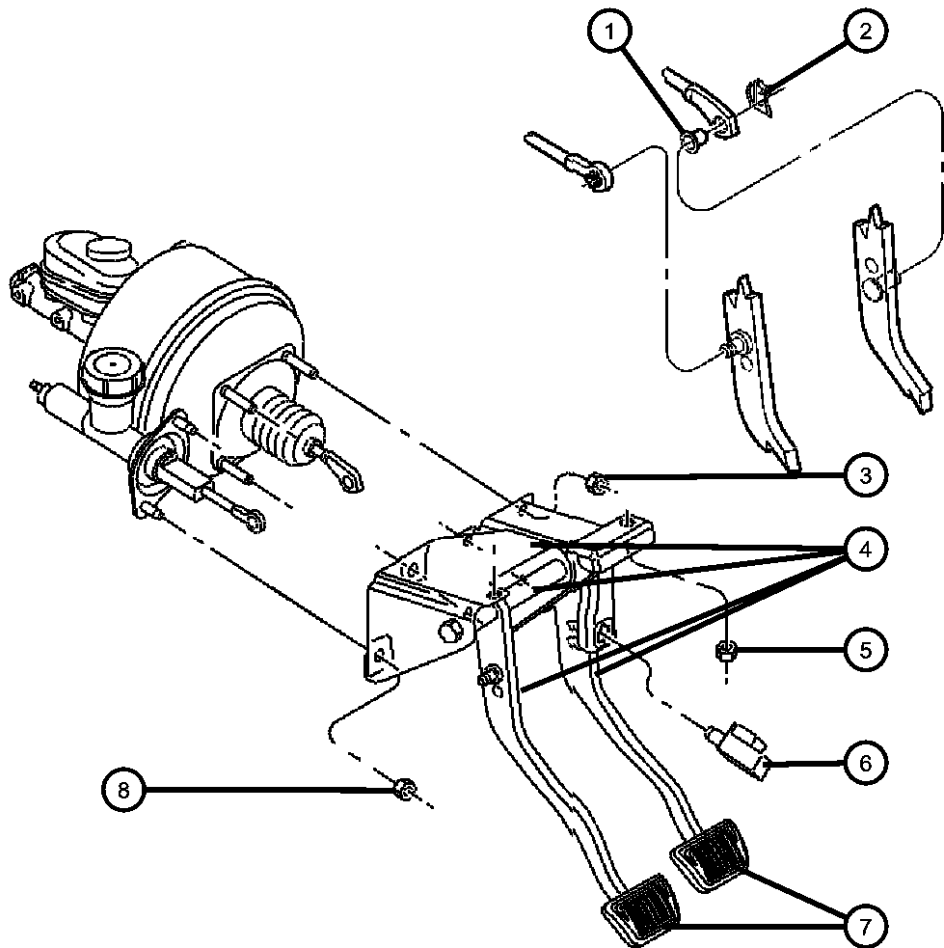


ITEM	PART NUMBER	QTY	LINE	SERIES	BODY	ENGINE	TRANS	TRIM	DESCRIPTION
1	52128430AC	1							HOSE AND TUBE, BrakeRight
2	34201912	2							SCREW, Self Tapping, M6x1x14, Brake Line Shield to Axle Tube, Mounting
3	52128189	1							SHIELD, Brake Line, Rear Axle
4	04137696	1							SCREW, Brake Tee, .437-20x2.07, Axle Vent and Brake Tee, Mounting
5	52128431AC	1							HOSE AND TUBE, BrakeLeft
6	06102142AA	2							SCREW, Hex Head, M6x1x15, Brake Tube to Spring Seat, Mounting
7	52008391	1							HOSE, BrakeRear
8	52008391	1							CLIP, Quad Tubes, Purchase Fuel Bundle Assembly, (NOT SERVICED)
9									TUBE, Brake
	56022994AA	1							[ER0] Rear Brake Hose to Proportioning Valve
	56052577AB	1							[EN0] Rear Brake Hose to Proportioning Valve
10	56052577AB	1							CLIP, Five Way Fastener, Purchase Fuel Bundle Assembly, (NOT SERVICED),

AR = use ase required - = Non illustrated part

Brake Pedal
Figure 5-610

ITEM	PART NUMBER	QTY	LINE	SERIES	BODY	ENGINE	TRANS	TRIM	DESCRIPTION
1	04446361	1							BUSHING, Hydraulic Clutch Actuator
2	06035334	1							CLIP, Brake Push Rod
3	J4003909	4							NUT, Hex Flange With Serration, Booster to Dash, Mounting
4	52128017AB	1							PEDAL, Brake And Clutch
5	J4003909	2							NUT, Hex Flange With Serration, Brake Pedal Support Bracket, Mounting
6	04671336	1							SWITCH, Stop Lamp
7	52002750	2							PAD, Pedal
8	J4003909	2							NUT, Hex Flange With Serration, Clutch Master Cylinder, Mounting
-9	04294639	4							BUSHING, Clutch and Brake Pedal, Shaft, Mounting
-10	06030441	1							PIN, Retainer, With ribs
-11	06502585	1							NUT, Pedal Shaft/Bushings, Mounting



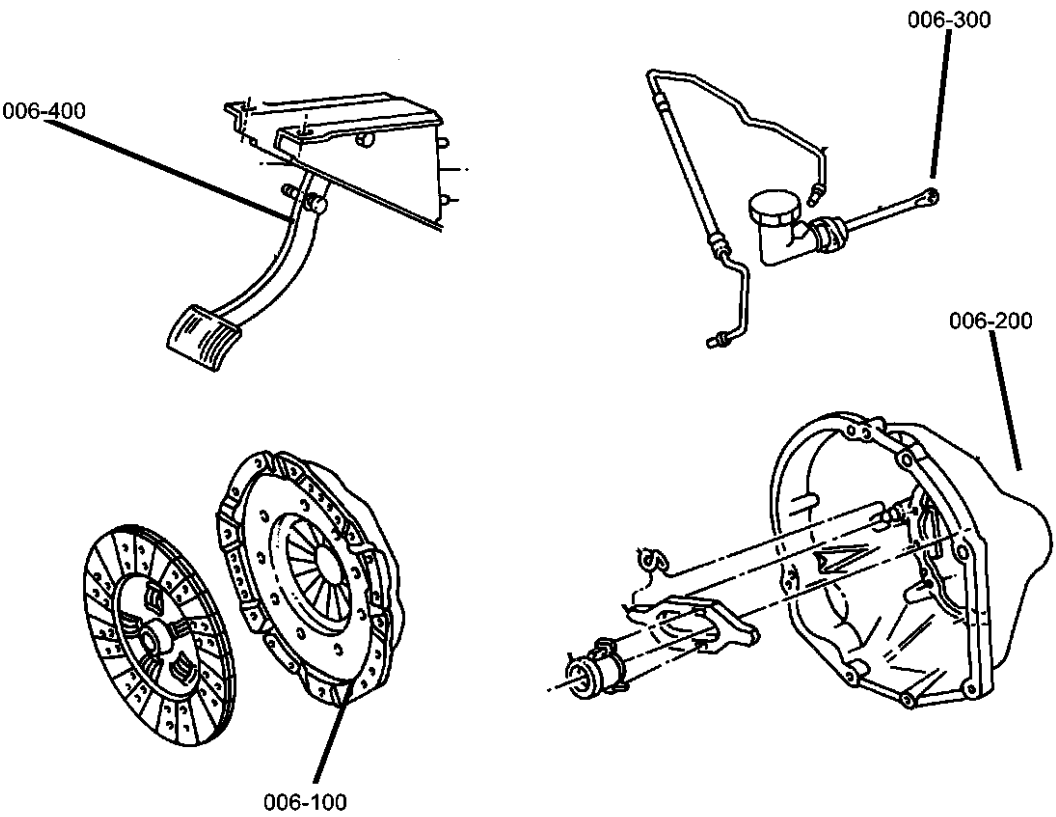
AR = use ase required - = Non illustrated part

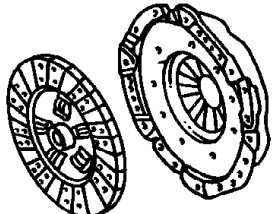
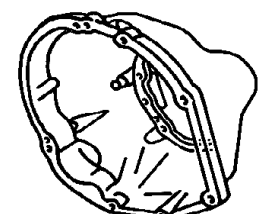
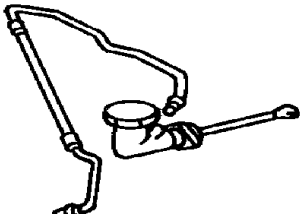
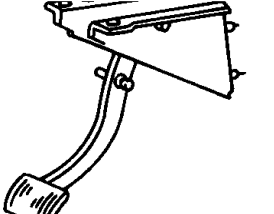
Group - 6

Clutch

Group - 6 Clutch

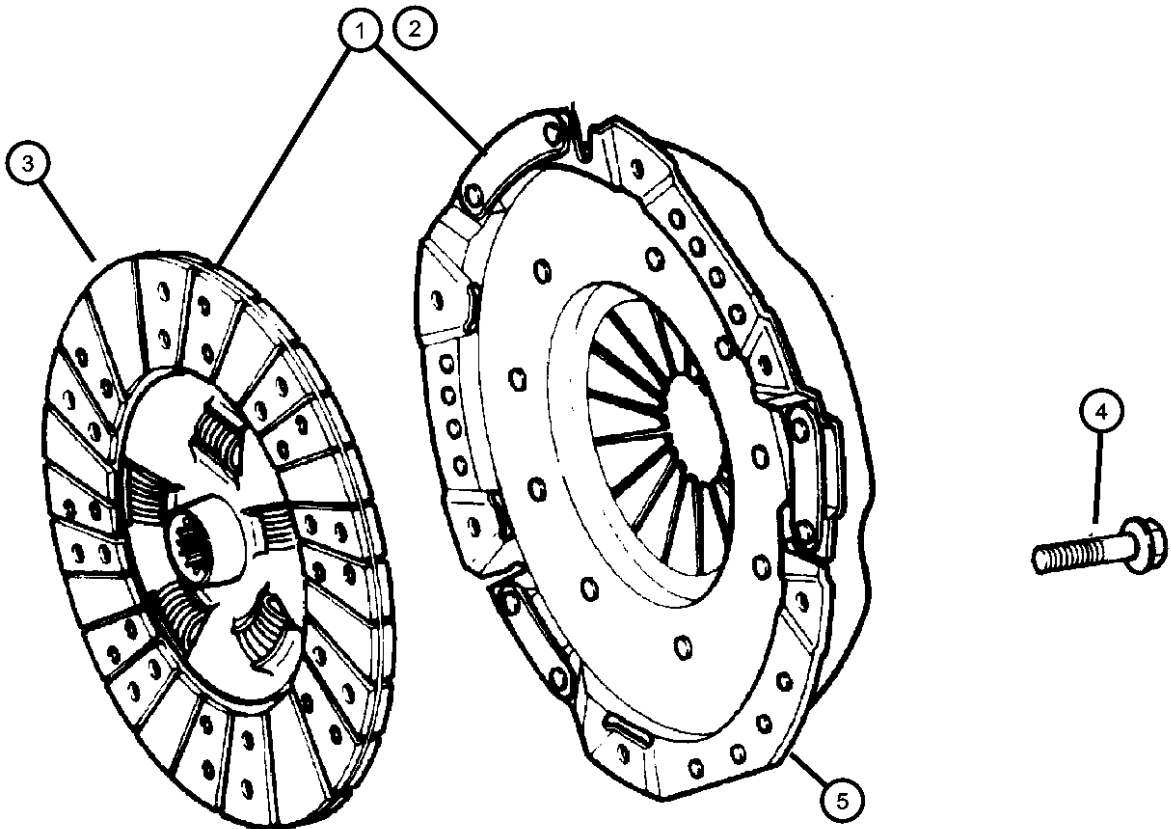
Illustration Title	Group-Fig. No.
Clutch Clutch	Fig. 6 - 110
Clutch Housing Attaching Parts & Clutch Housing.....	Fig. 6 - 210
Clutch Controls Control, Clutch.....	Fig. 6 - 310
Clutch Pedals Pedal,Clutch	Fig. 6 - 410



006-100 Clutch 	006-200 Clutch Housing 	006-300 Clutch Controls 	006-400 Clutch Pedals 
--	---	---	--

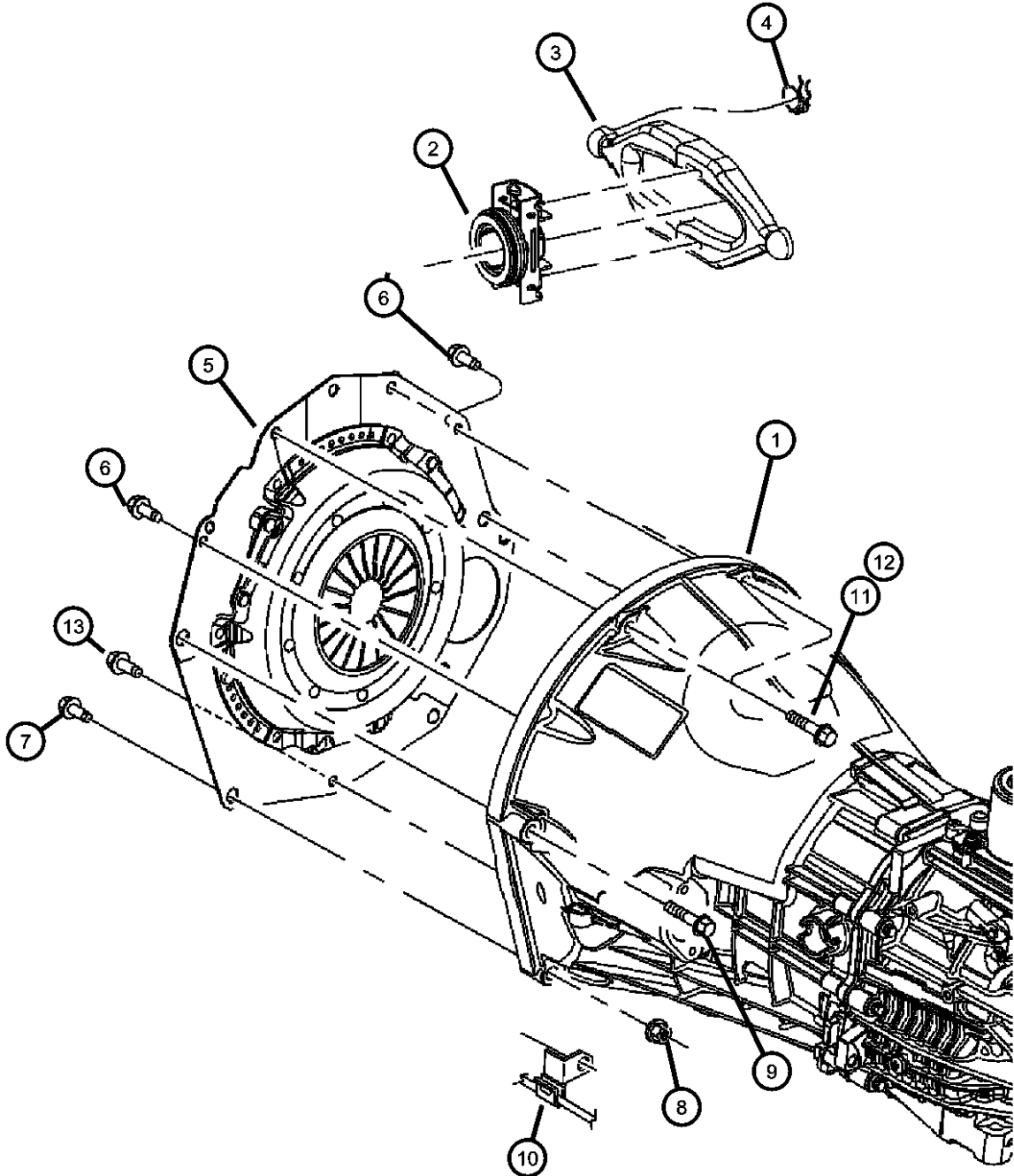
Clutch
Figure 6-110

ITEM	PART NUMBER	QTY	LINE	SERIES	BODY	ENGINE	TRANS	TRIM	DESCRIPTION
NOTE: Sales Codes [DBB]=All Manual Transmissions [DDD]=5 Speed Heavy Duty Manual Transmission [EN0]=All 4/5 Cylinder Tutbo Diesel Engines									
1	52104360AB	1				ER0	DDD		CLUTCH
2	05066191AD	1				EN0	DBB		CLUTCH PACKAGE
3									DISC, Clutch
	52104303AK	1				EN0	DBB		
	52104363AB	1				ER0	DDD		
4	06035626	6				ER0	DBB		BOLT, Hex Head, .375-16x.84
5	52104302AK	1				EN0	DBB		PLATE, Pressure



AR = use ase required - = Non illustrated part

Attaching Parts & Clutch Housing
Figure 6-210



ITEM	PART NUMBER	QTY	LINE	SERIES	BODY	ENGINE	TRANS	TRIM	DESCRIPTION
NOTE: Sales Codes: [DBB]=All Manual Transmissions									
1	52107552	1				ER0	DBB		HOUSING, Clutch
2	53008342	1					DBB		BEARING, Clutch Release
3	52107555	1					DBB		FORK, Clutch Release
4	04338855	1					DBB		SPRING, Clutch Release
5	05066844AA	2				EN0	DBB		SPACER
6	11500986	AR							BOLT, Hex Flange Head, M8x2.12x16
7	06100202	2				ER0	DBB		SCREW, Hex Head, M12x1.75x50
8	06502697	2							NUT, Hex Flange Lock, M12x1.75
9	J4007411	2				ER0	DBB		SCREW
10	52109677AA	1					DBB		BRACKET, Clutch Tube
11	J4007389	2				ER0	DBB		BOLT, Torx
12	06100202	2				ER0	DBB		SCREW, Hex Head, M12x1.75x50
13	06100202	2							SCREW, M10x1.50x16.00, (NOT SERVICED)

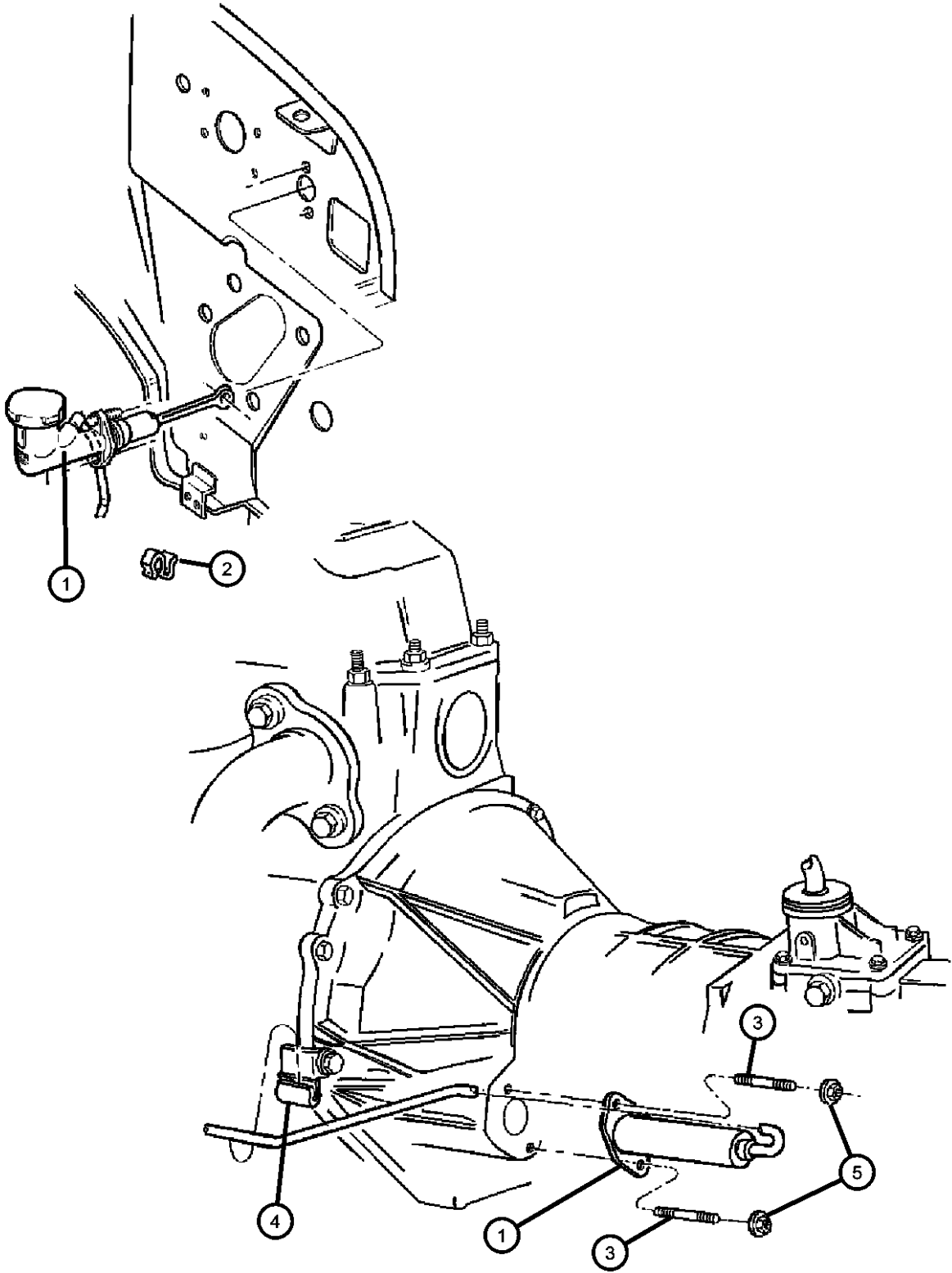
AR = use ase required - = Non illustrated part

Control, Clutch
Figure 6-310

ITEM	PART NUMBER	QTY	LINE	SERIES	BODY	ENGINE	TRANS	TRIM	DESCRIPTION
------	----------------	-----	------	--------	------	--------	-------	------	-------------

NOTE; Sales Codes
[DBB] = All Manual Transmissions
[DG0] = All Automatic Transmissions

1	52107652AH	1					DDD		HYDRAULIC CONTROL, Clutch Actuator
2	52107588AC	1					DBB		CLIP, Tube To Dash Panel
3	06032878	2					DBB		STUD, .312-18x2.00
4	52109677AA	1					DBB		BRACKET, Clutch Tube
5	00152472	2					DBB		NUT, Hex Flange Lock, .312-18



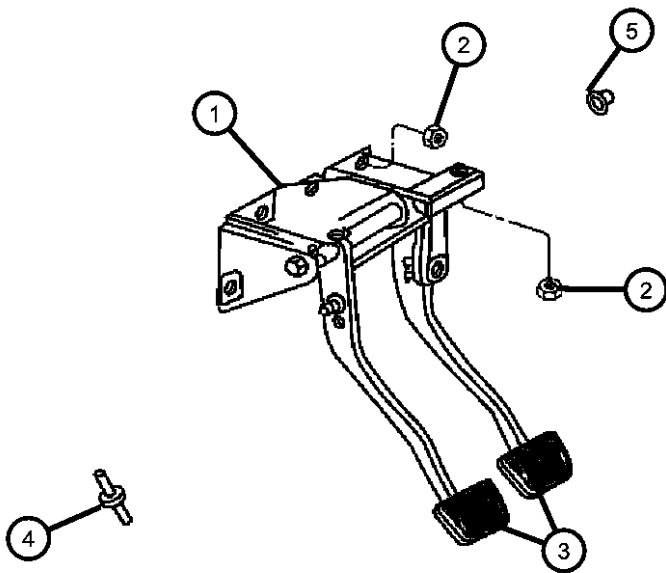
AR = use ase required - = Non illustrated part

Pedal,Clutch
Figure 6-410

ITEM	PART NUMBER	QTY	LINE	SERIES	BODY	ENGINE	TRANS	TRIM	DESCRIPTION
------	----------------	-----	------	--------	------	--------	-------	------	-------------

NOTE:
Sales Codes:
[DBB] = All Manual Transmissions

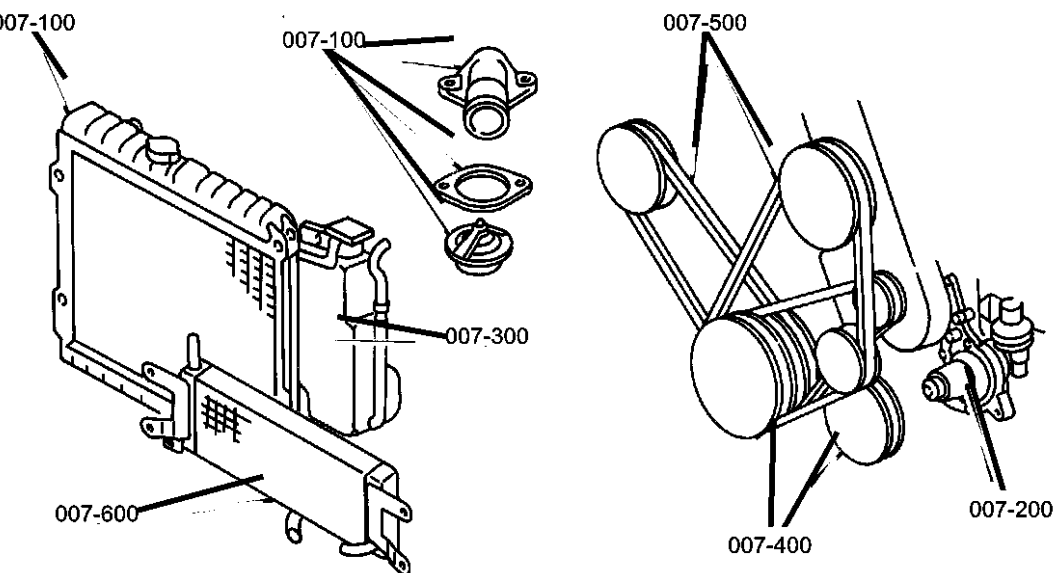
1	52128017AB	1					DBB		PEDAL, Brake And Clutch
2	J4003909	2					DBB		NUT, Hex Flange With Serration
3	52002750	2					DBB		PAD, Pedal
4	04294639	4					DBB		BUSHING, Clutch and Brake Pedal
5	06030441	1					DBB		PIN, Retainer



AR = use ase required - = Non illustrated part

Group - 7

Cooling



Group - 7 Cooling

Illustration Title Group-Fig. No.

Radiator and Related Parts

Radiator And Related Parts Fig. 7 - 110

Water Pump and Related Parts

Water Pump, 2.8L Engine Fig. 7 - 210

Water Pump, 4.0L Engine Fig. 7 - 220

Tank, Coolant Engine

Tank, Coolant Recovery Fig. 7 - 310

Pulleys and Related Parts

Drive Pulleys, 2.8L Engine Fig. 7 - 410

Drive Pulleys, 4.0L Engine Fig. 7 - 420

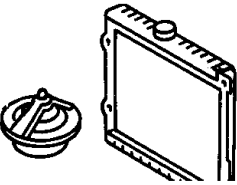


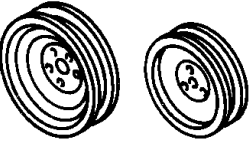

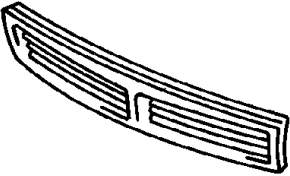
Drive Belts

Drive Belts, 2.8L Engine Fig. 7 - 510

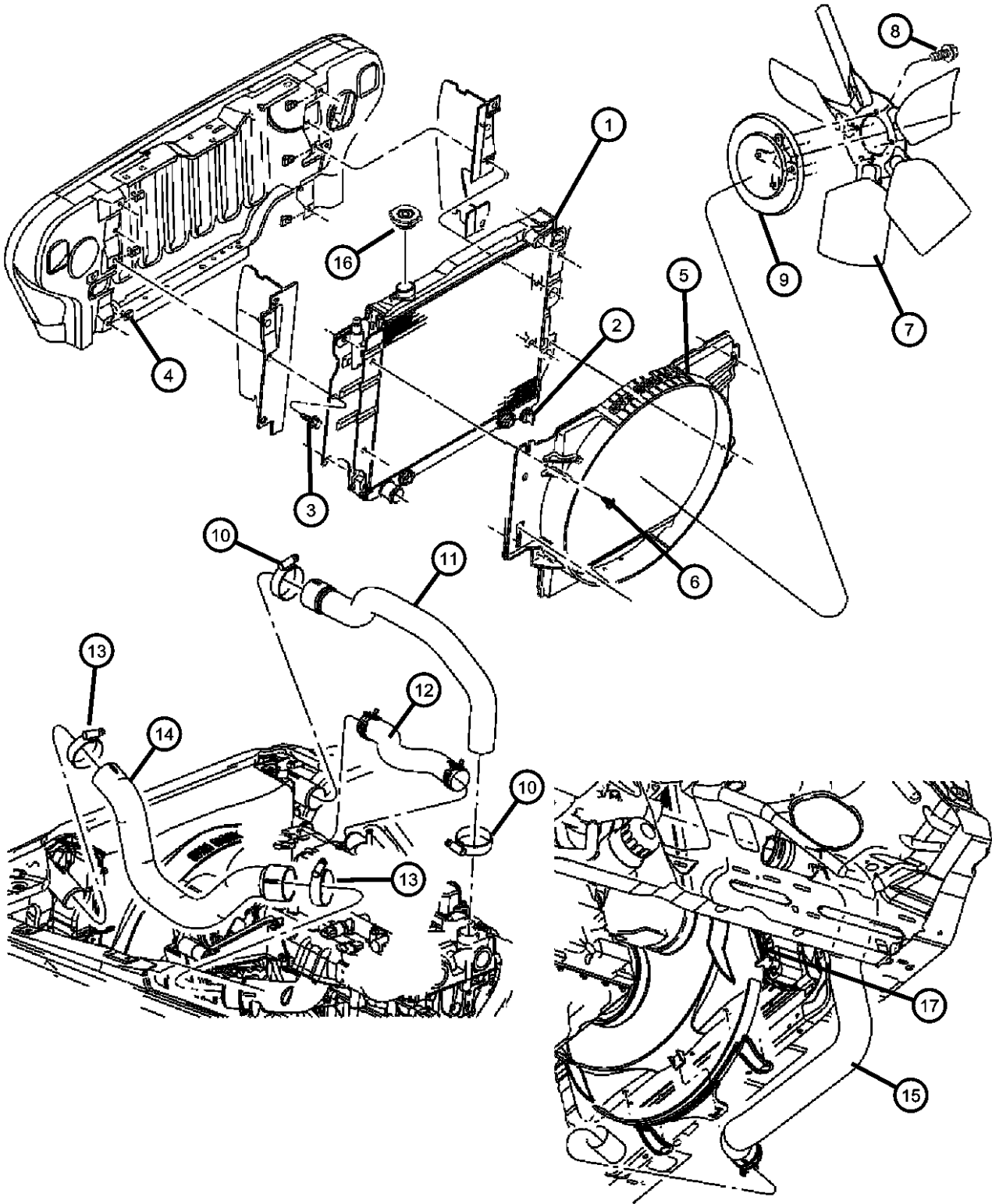
Drive Belts, 4.0L Engine Fig. 7 - 520

Grilles

Grille And Related Parts Fig. 7 - 705

007-100 Radiator and Related Parts 	007-200 Water Pump and Related Parts 	007-300 Tank, Coolant Engine 	007-400 Pulleys and Related Parts 
007-500 Drive Belts 	007-700 Grilles 		

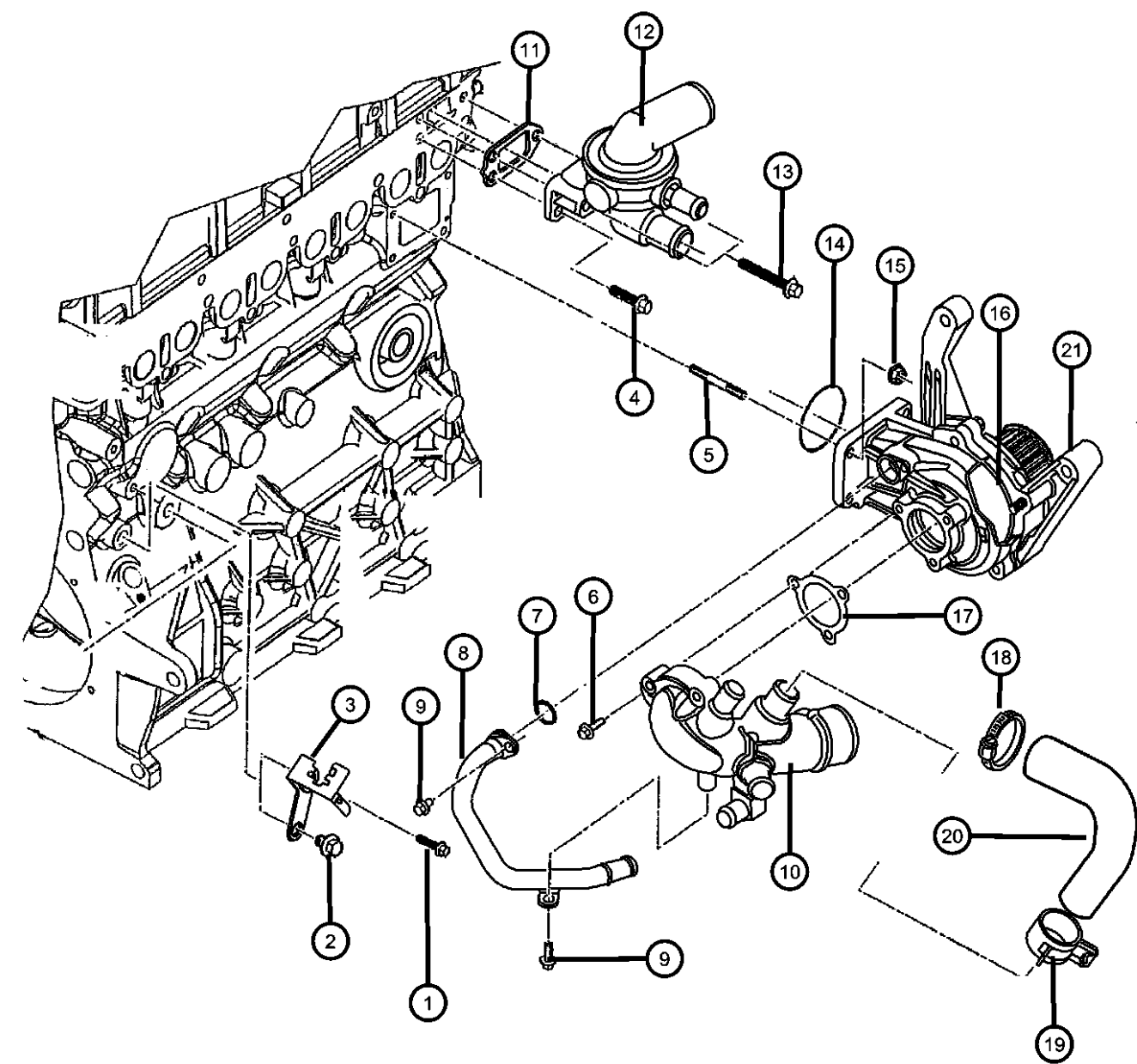
Radiator And Related Parts
Figure 7-110



ITEM	PART NUMBER	QTY	LINE	SERIES	BODY	ENGINE	TRANS	TRIM	DESCRIPTION
Note: Sales Codes: [DBB] = ALL MANUAL TRANSMISSIONS [EN0] = All 4/5 TURBO DIESEL ENGINES [ER0] = ALL 4.0L 6 CYL GAS ENGINES									
1	56052477AB	1				EN0	DBB		RADIATOR, Engine Cooling
2	04773259	1				ER0	DBB		DRAINCOCK, Radiator
3	04773259	1							SCREW, (NOT SERVICED)
4	04773259	1							U-NUT, Multi-Thread Spring, 1/4-20, (NOT SERVICED)
5	56052476AB	1				EN0	DBB		SHROUD, Fan
6	56052476AB	1							SCREW AND WASHER, Hex Head, .25-20x.875, (NOT SERVICED)
7	56052482AA	1				EN0			FAN, Cooling
8	06034860	4				EN0, ER0			BOLT AND WASHER, Implement Attaching
9	56052483AA	1				EN0			DRIVE, Fan
10	06502089	1				ER0			CLAMP, HOSE CLAMP
11	56052484AA	1				EN0			HOSE, Charge Air Cooler Inlet
	56052485AC	1				EN0			Outlet
12	56052486AA	1				EN0			HOSE, Radiator Inlet
13	06104795AA	1				EN0			CLAMP, Hose
14	56052485AC	1				EN0			HOSE, Charge Air CoolerOutlet
15	56052487AC	1				EN0			HOSE, Radiator Outlet
16	52079331	1				ER0			CAP, Coolant Reserve Tank
17	56052479AB	1				EN0	DBB		BRACKET, Radiator Closure

AR = use ase required - = Non illustrated part

Water Pump, 2.8L Engine
Figure 7-210



ITEM	PART NUMBER	QTY	LINE	SERIES	BODY	ENGINE	TRANS	TRIM	DESCRIPTION
Note; Sales Codes									
[EN0]= All 4 Cylinder Diesel Engine									
[DBB]= Manual Trans									
1	05003553AB	1				EN0	DBB		SCREW
2	06036004AA	4				ER0			SCREW, Water Block to Pump
3	06036004AA	4							BRACKET, (NOT REQUIRED)
4	04720550	4				EN0	DBB		STUD, Water Pump To Block
5	04882620	4				EN0	DBB		SCREW
6	05003553AB	5				EN0	DBB		SCREW
7	05072698AA	1				EN0	DBB		O RING
8	05166972AA	1				EN0	DBB		PIPE, Water Pump Drain
9	05003551AA	2				EN0	DBB		BOLT, M6x10
10	05179591AA	1				EN0	DBB		HOUSING, Water Inlet
11	05066806AA	1				EN0	DBB		GASKET, Thermostat
12	05166967AA	1				EN0	DBB		VALVE, Thermostat
13	05015063AA	1				EN0	DBB		BOLT
14	05072698AA	1				EN0	DBB		O RING
15	04778961	7				EN0	DBB		NUT
16	05072698AA	1				EN0	DBB		O RING
17	04864575	1				EN0	DBB		GASKET, Water Pump
18	06104795AA	1				EN0			CLAMP, Hose
19	04883924AA	4				EN0	DBB		CLAMP, Heater Hose
20	05166972AA	1				EN0	DBB		PIPE, Water Pump Drain
21	05066809AB	1				EN0	DBB		PUMP, Water

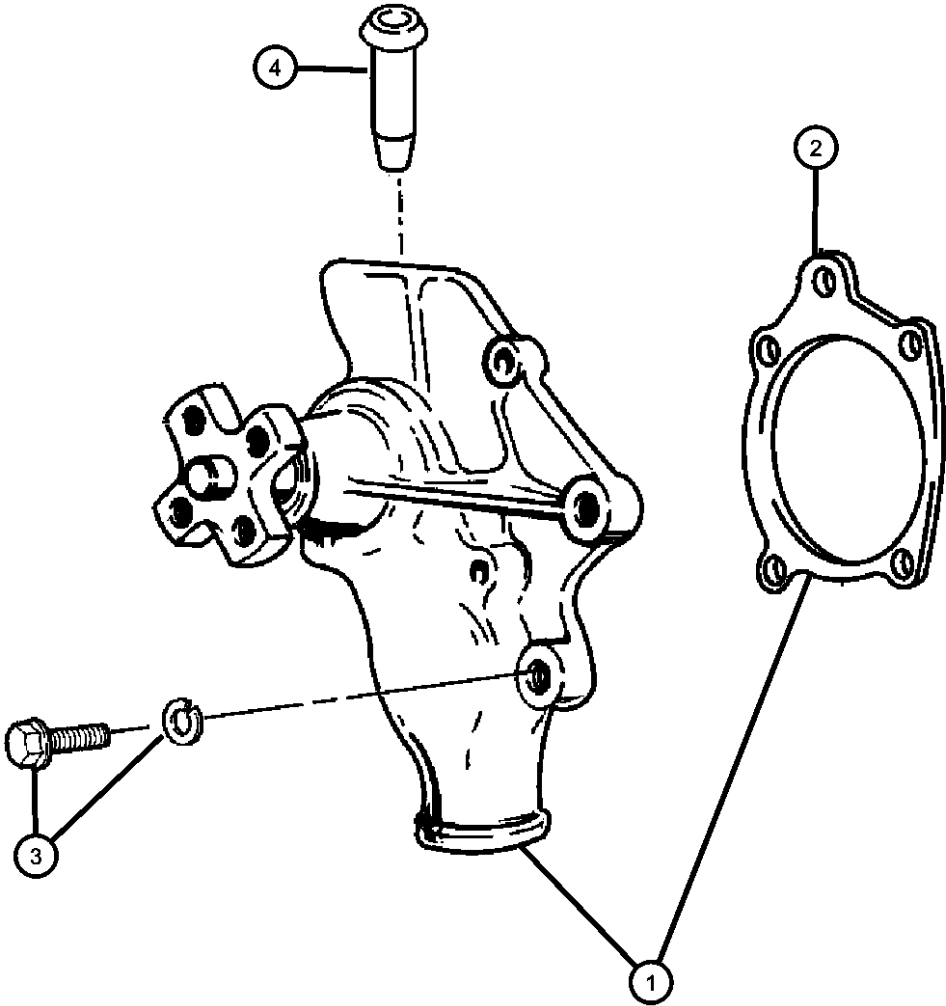
AR = use ase required - = Non illustrated part

Water Pump, 4.0L Engine
Figure 7-220

ITEM	PART NUMBER	QTY	LINE	SERIES	BODY	ENGINE	TRANS	TRIM	DESCRIPTION
------	----------------	-----	------	--------	------	--------	-------	------	-------------

Note: Sales Code
[ER0] = ALL 4.0L 6 CYL GAS ENGINES

1	05012366AD	1				ER0			PUMP PACKAGE, Water
2	05010956AB	1				ER0			GASKET, Water Pump
3	06036004AA	4				ER0			SCREW
4	53007978	1				ER0			TUBE, Water Pump Heater Return



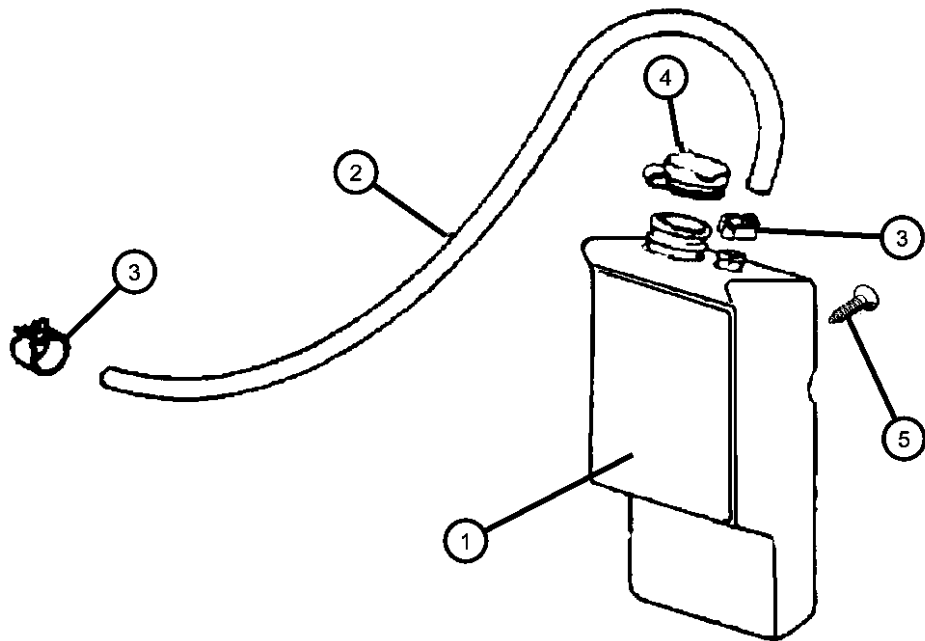
AR = use ase required - = Non illustrated part

Tank, Coolant Recovery
Figure 7-310

ITEM	PART NUMBER	QTY	LINE	SERIES	BODY	ENGINE	TRANS	TRIM	DESCRIPTION
------	----------------	-----	------	--------	------	--------	-------	------	-------------

Note: Sales Code ER0 = 4.0L Gas Engine
Note: Sales Code ED0 = 2.4L Gas Engine

1	52028065AF	1				ER0			BOTTLE, Coolant Recovery
2	52028065AF	1							HOSE, 5/8" I.D. 50 Foot Roll, (NOT SERVICED)
3	02448770	1				ER0			CLAMP, Hose
4	52079331	1				ER0			CAP, Coolant Reserve Tank
5	52079331	1							SCREW, (NOT SERVICED)
-6	56052623AA	1				EN0	DBB		HOSE, Coolant Bottle Return, Degaser Bottle
-7	56052480AC	1				EN0	DBB		BOTTLE, Pressurized Coolant, Degaser Bottle
-8	56052579AA	1				EN0	DBB		BRACKET, Coolant Recovery Bottle, Degaser Bottle



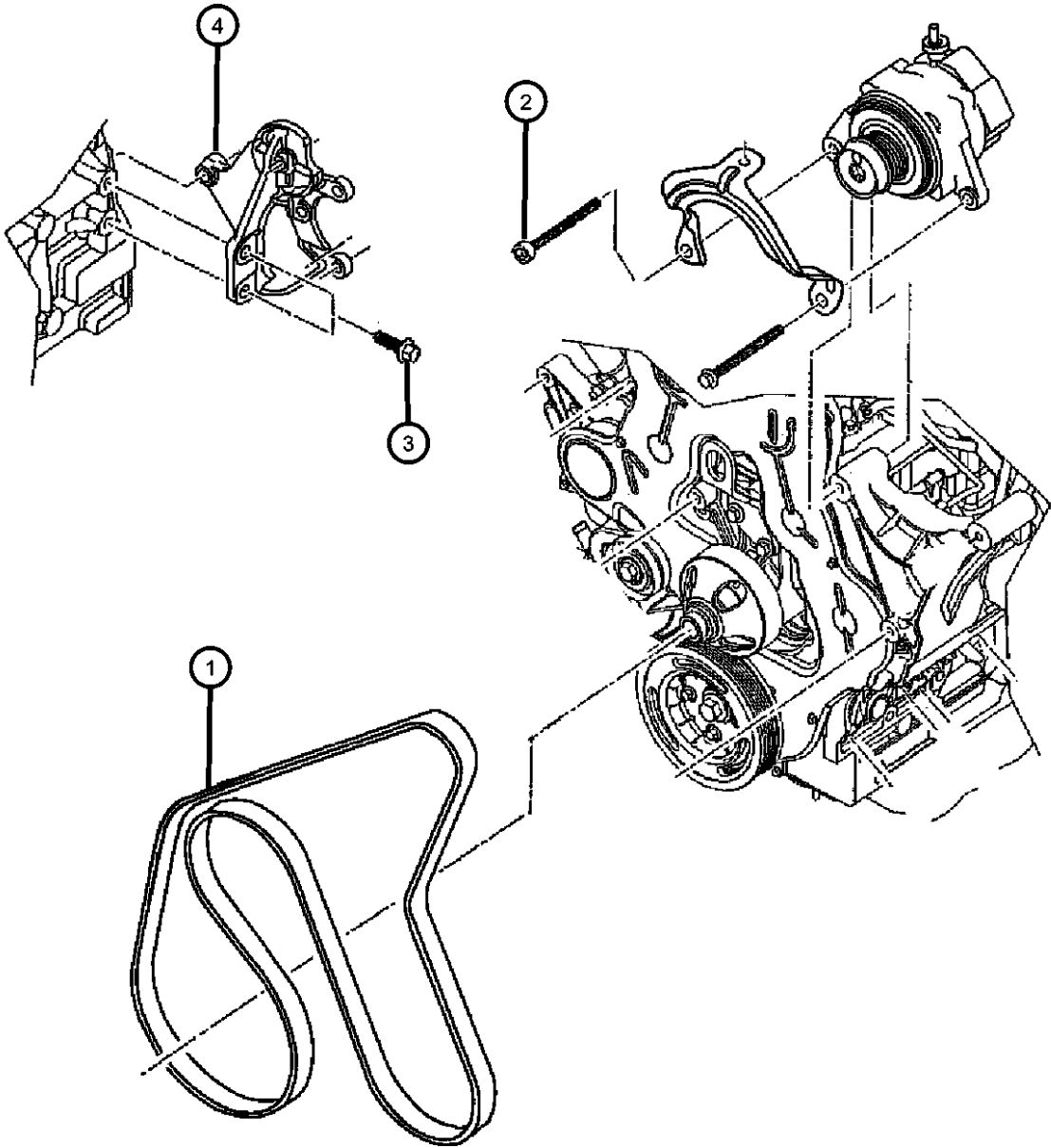
AR = use ase required - = Non illustrated part

Drive Pulleys, 2.8L Engine
Figure 7-410

ITEM	PART NUMBER	QTY	LINE	SERIES	BODY	ENGINE	TRANS	TRIM	DESCRIPTION
------	----------------	-----	------	--------	------	--------	-------	------	-------------

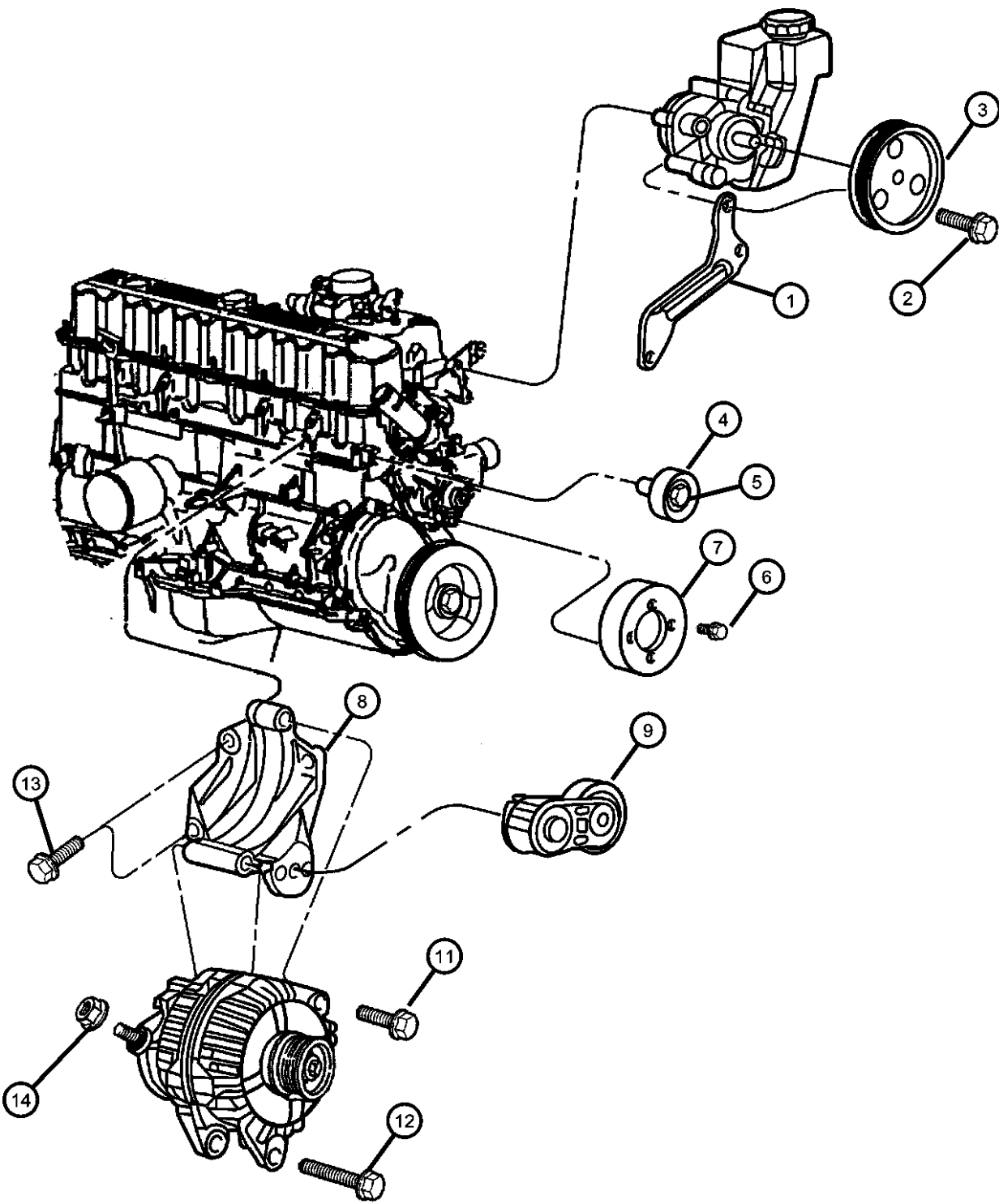
Ote; Sales Codes
[EN0]= All 4 Cylinder Diesel Engine

1	05166936AA	1				EN0	DBB		BELT, Accessory Drive
2	05003533AB	4				EN0	DBB		BOLT, M10x45
3	05003532AB	8				EN0	DBB		BOLT, Adaptor Plate
4	05085971AA	1				EN0	DBB		BRACKET, Tensioner



AR = use ase required - = Non illustrated part

Drive Pulleys, 4.0L Engine
Figure 7-420



ITEM	PART NUMBER	QTY	LINE	SERIES	BODY	ENGINE	TRANS	TRIM	DESCRIPTION
Note: Sales Code [ER0] = ALL 4.0L 6 CYL GAS ENGINES									
1	04854157	1				ER0			BRACE, Power Steering Pump
2	06502425	3				ER0			SCREW AND WASHER, Hex Head, M8x1.25x95
3	53010258AB	1				ER0			PULLEY, Power Steering Pump
4	04854092	1				ER0			PULLEY, Idler
5	00153748	1				ER0			SCREW AND WASHER, Hex
6	06034860	4				EN0, ER0			BOLT AND WASHER, Implement Attaching
7	04854032	1				ER0			PULLEY, Water Pump
8	04854026	1				ER0			BRACKET, Alternator
9	04854089AB	1				ER0			TENSIONER, Alternator Belt
-10	06507743AA	1				ER0			SCREW
11	06505488AA	1				ER0			SCREW AND WASHER, Hex
12	06504344	1				ER0			SCREW AND WASHER, Hex Head
13	00154854AA	4				ER0			SCREW AND WASHER, Hex
14	00154854AA	4							NUT, M8x1.25, (NOT SERVICED)

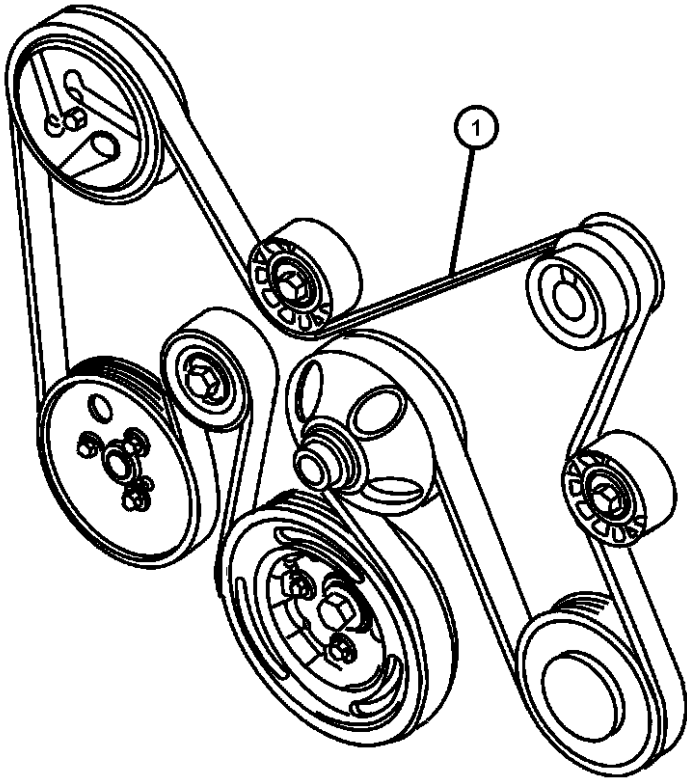
AR = use ase required - = Non illustrated part

Drive Belts, 2.8L Engine
Figure 7-510

ITEM	PART NUMBER	QTY	LINE	SERIES	BODY	ENGINE	TRANS	TRIM	DESCRIPTION
------	----------------	-----	------	--------	------	--------	-------	------	-------------

Note; Sales Codes
[EN0]= All 4 Cylinder Diesel Engines

1	05166936AA	1				EN0	DBB		BELT, Accessory Drive
---	------------	---	--	--	--	-----	-----	--	-----------------------



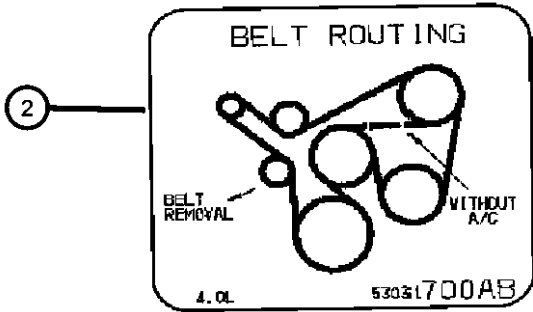
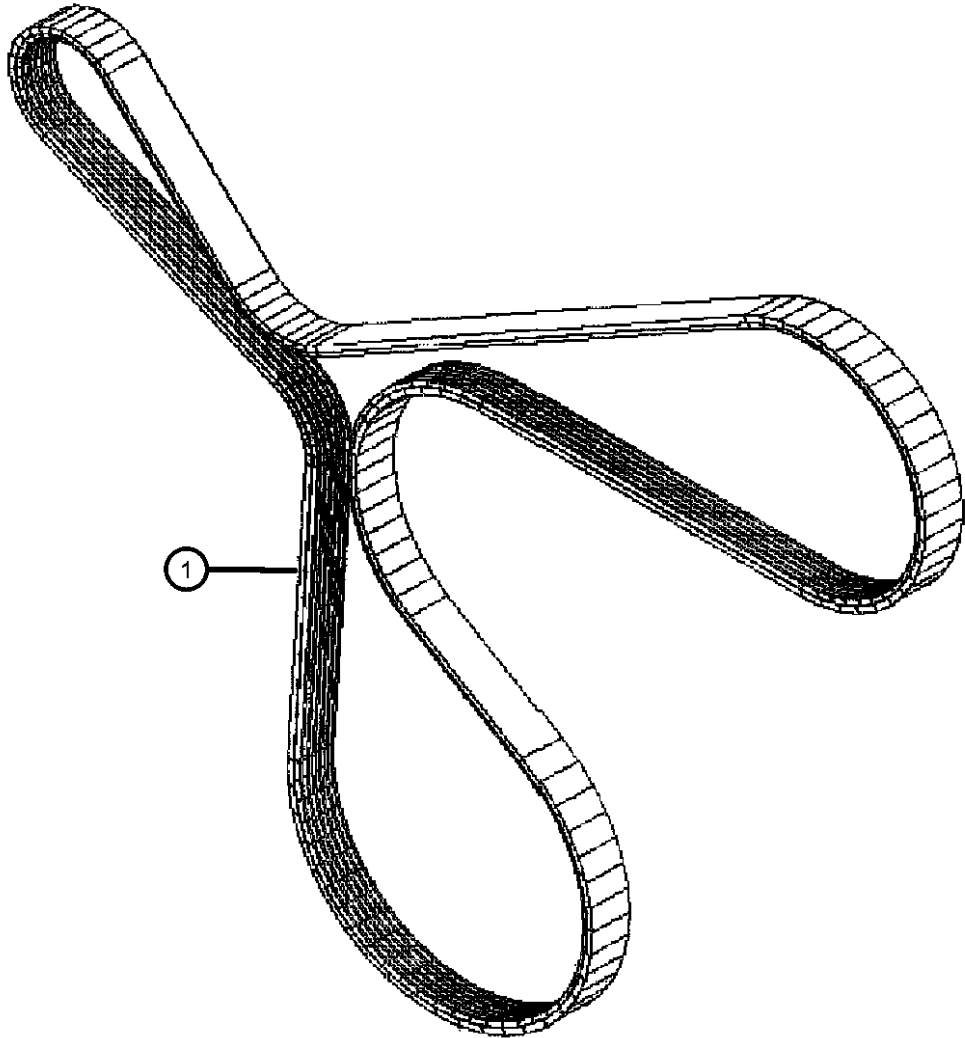
AR = use ase required - = Non illustrated part

Drive Belts, 4.0L Engine
Figure 7-520

ITEM	PART NUMBER	QTY	LINE	SERIES	BODY	ENGINE	TRANS	TRIM	DESCRIPTION
------	-------------	-----	------	--------	------	--------	-------	------	-------------

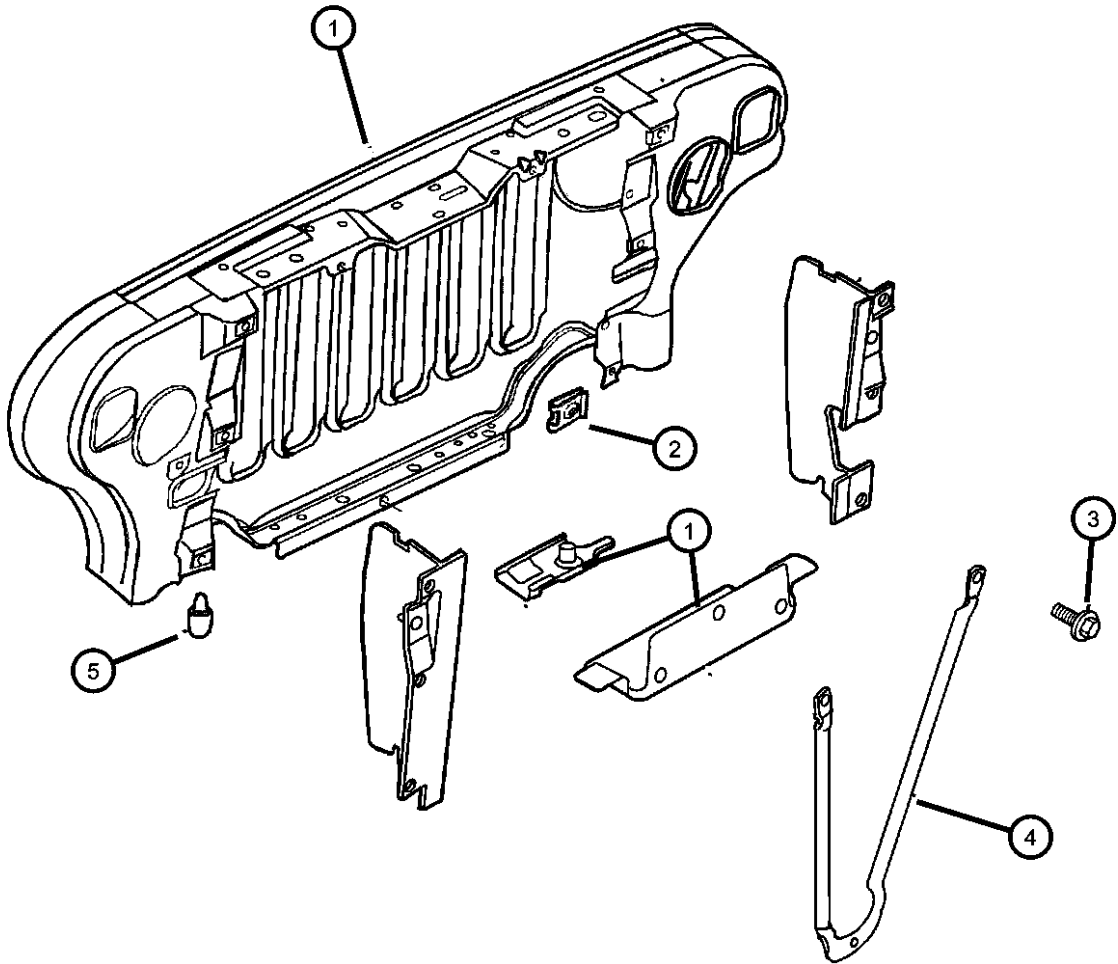
NOTES: Sales Codes:
[ER0] = ALL 4.0L 6 CYL GAS ENGINES

1	53013209AC	1				ER0			BELT, Accessory Drive
2	53031700AB	1				ER0			LABEL, Belt Routing



AR = use ase required - = Non illustrated part

Grille And Related Parts
Figure 7-705

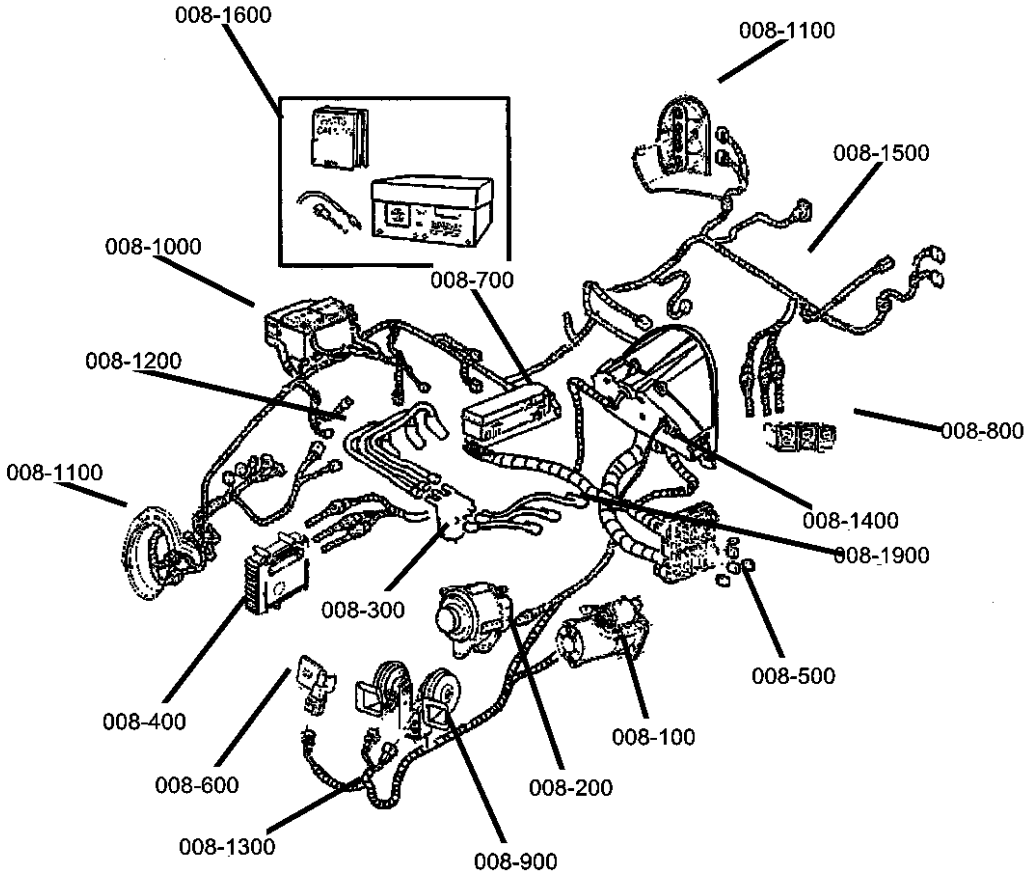



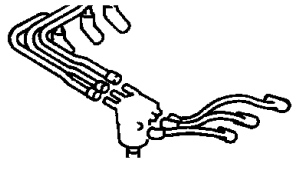
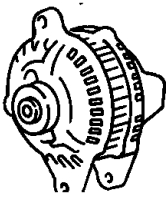
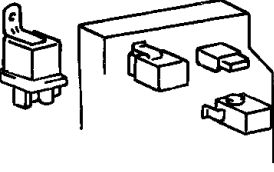


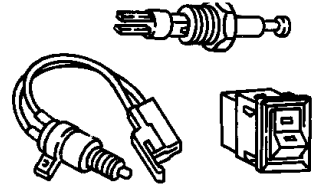

ITEM	PART NUMBER	QTY	LINE	SERIES	BODY	ENGINE	TRANS	TRIM	DESCRIPTION
Note: Sales Code EP0 = 2.5L Gas Engine									
Note: Sales Code ER0 = 4.0L Gas Engine									
1	55174594AF	1				EN0			PANEL, Radiator Closure
		1				ER0			
2		1							U-NUT, Multi-Thread Spring, 1/4-20, (NOT SERVICED)
3	06100548	3							BOLT AND CONED WASHER, Hex Head, M6x20x12.5
4	55176218	1							BRACE, Radiator, Radiator Guard
5	55176181	2							ISOLATOR
-6									DEFLECTOR, Radiator
	55176585AB	1							Left
	55395044AB	1							Right

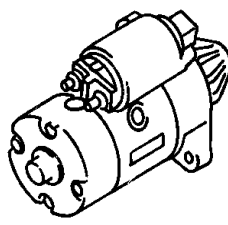
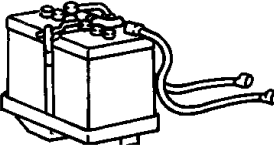

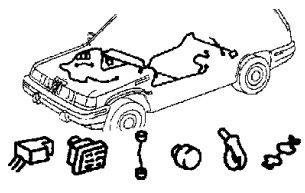


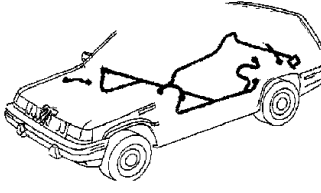
AR = use ase required - = Non illustrated part

Group - 8

Electrical



008-1700 Air Bag Systems	008-1900 Spark Plugs-Cables-Coils	008-200 Alternators	008-500 Relays
			
008-600 Sensors	008-700 Single Board Engine Controllers	008-800 Switches	008-900 Horns
			

008-100 Starters	008-1000 Battery Tray and Cables	008-1100 Lamps - Front, Rear and Courtesy	008-1200 Wiring-Engine & Related Parts
			
008-1300 Wiring-Headlamp to Dash	008-1400 Wiring-Instrument Panel	008-1500 Wiring-Body & Accessories	008-1600 Wiring Repair
			WIRING REPAIR PKG.

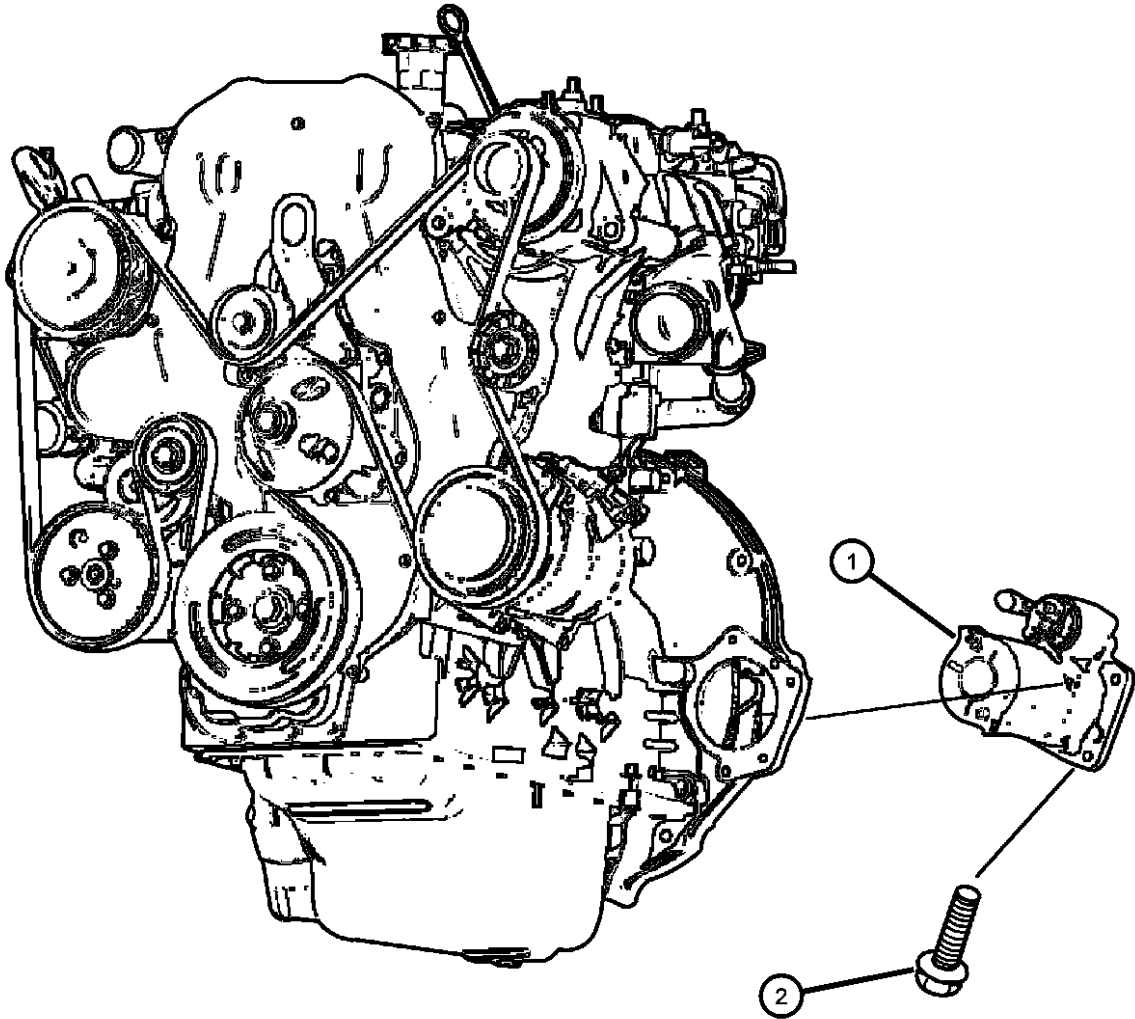
Group - 8 Electrical	
Illustration Title	Group-Fig. No.
Starters	
Starter [2.8L EN0]	Fig. 8 - 105
Alternators	
Alternator [2.8L EN0]	Fig. 8 - 205
Relays	
Power Distribution Center Relays and Fuses	Fig. 8 - 505
Fuse Block	Fig. 8 - 510
Sensors	
Sensors Engine [2.8L EN0]	Fig. 8 - 605
Sensors - Body	Fig. 8 - 625
Sensors Drive Train	Fig. 8 - 630
Single Board Engine Controllers	
Powertrain Conrol Module	Fig. 8 - 705
Switches	
Switches - Instrument Panel	Fig. 8 - 805
Switches Drivetrain	Fig. 8 - 810
Horns	
Horns	Fig. 8 - 905
Battery Tray and Cables	
Battery Tray & Cables	Fig. 8 - 1005
Lamps - Front, Rear and Courtesy	
Lamps--Front	Fig. 8 - 1105
Lamps--Rear	Fig. 8 - 1110
Bulbs	Fig. 8 - 1120
Wiring-Engine & Related Parts	
Wiring Engine [2.8L EN0]	Fig. 8 - 1205
Wiring-Headlamp to Dash	
Wiring--Headlamp / Dash Panel	Fig. 8 - 1305
Wiring-Instrument Panel	
Wiring Instrument Panel & Fuses	Fig. 8 - 1405
Wiring-Body & Accessories	
Wiring--Body & Accessory	Fig. 8 - 1505
Wiring Repair	
Wiring Repair Packages	Fig. 8 - 1605
Air Bag Systems	
Air Bags and Clock Springs	Fig. 8 - 1705
Spark Plugs-Cables-Coils	
Glow Plugs	Fig. 8 - 1910

Starter [2.8L EN0]
Figure 8-105

ITEM	PART NUMBER	QTY	LINE	SERIES	BODY	ENGINE	TRANS	TRIM	DESCRIPTION
------	-------------	-----	------	--------	------	--------	-------	------	-------------

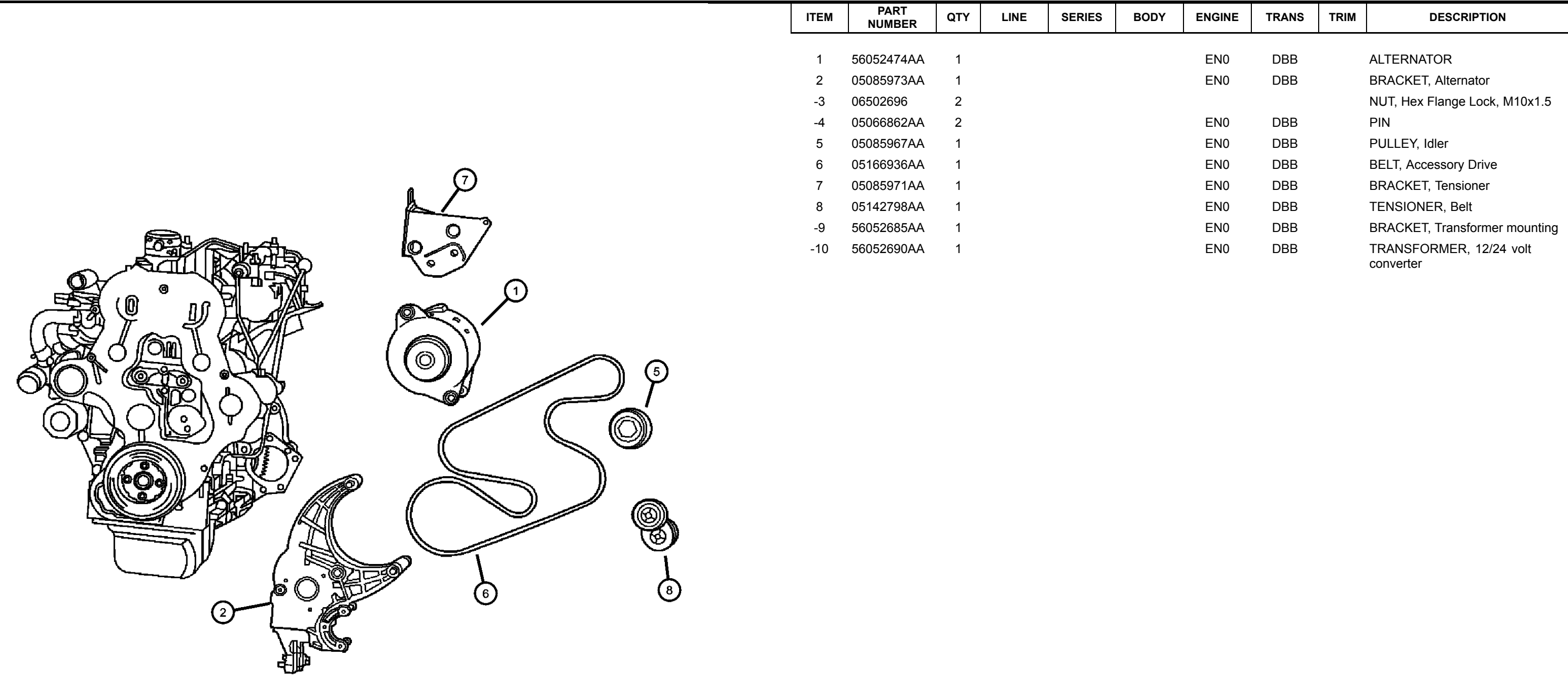
Notes:
[EN0] = 2.5L Diesel Engine
[DG0] = All Automatic Transmissions
[DBB] = All Manual Transmissions

1	56041579AB	1				EN0			STARTER
2	56041579AB	1							BOLT, Hex Head, M8x1.25x30, (NOT SERVICED)
-3	06101809	1				EN0			NUT AND WASHER, Hex, M8x1.25, Battery cable to starter



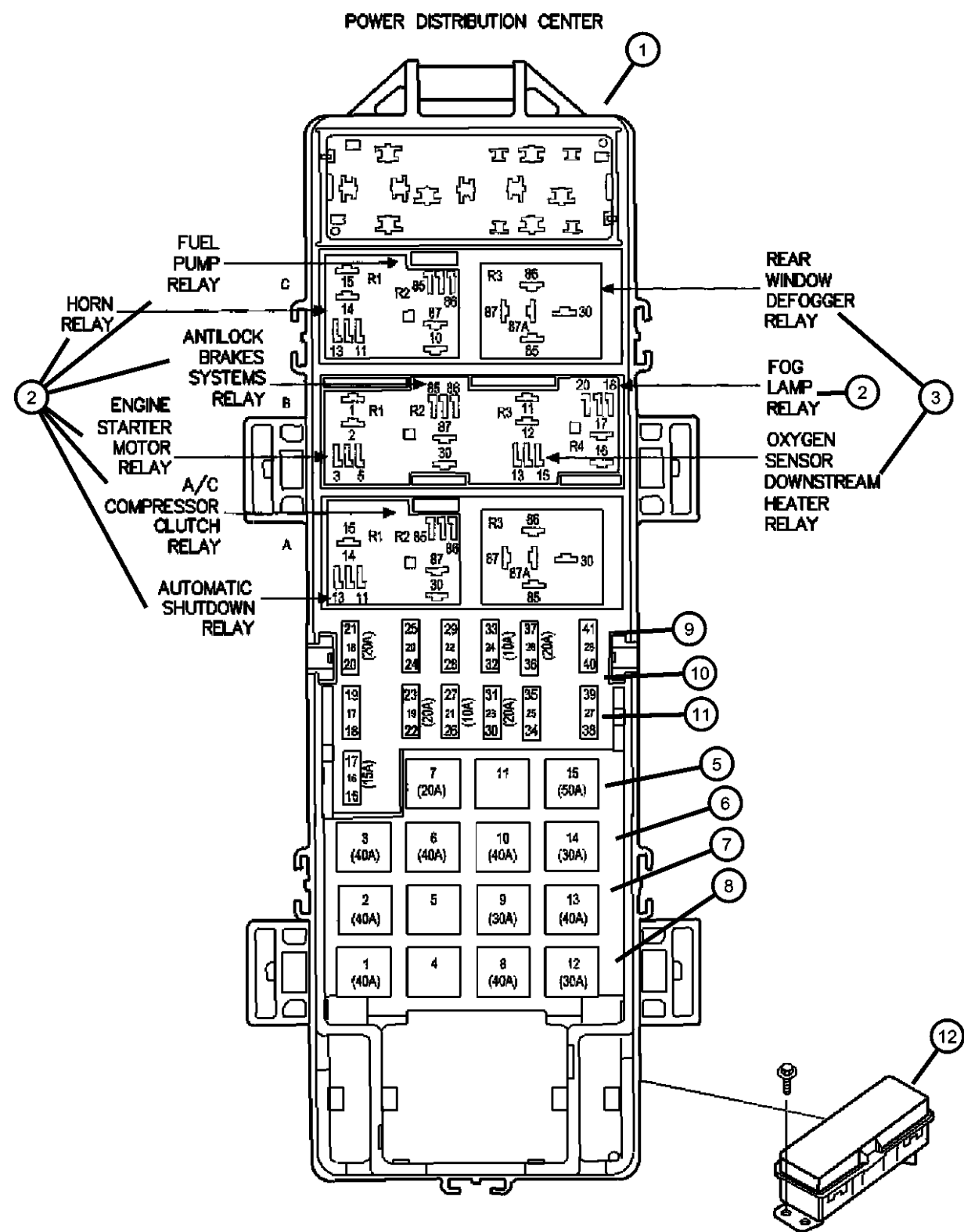
AR = use ase required - = Non illustrated part

Alternator [2.8L EN0]
Figure 8-205



AR = use ase required - = Non illustrated part

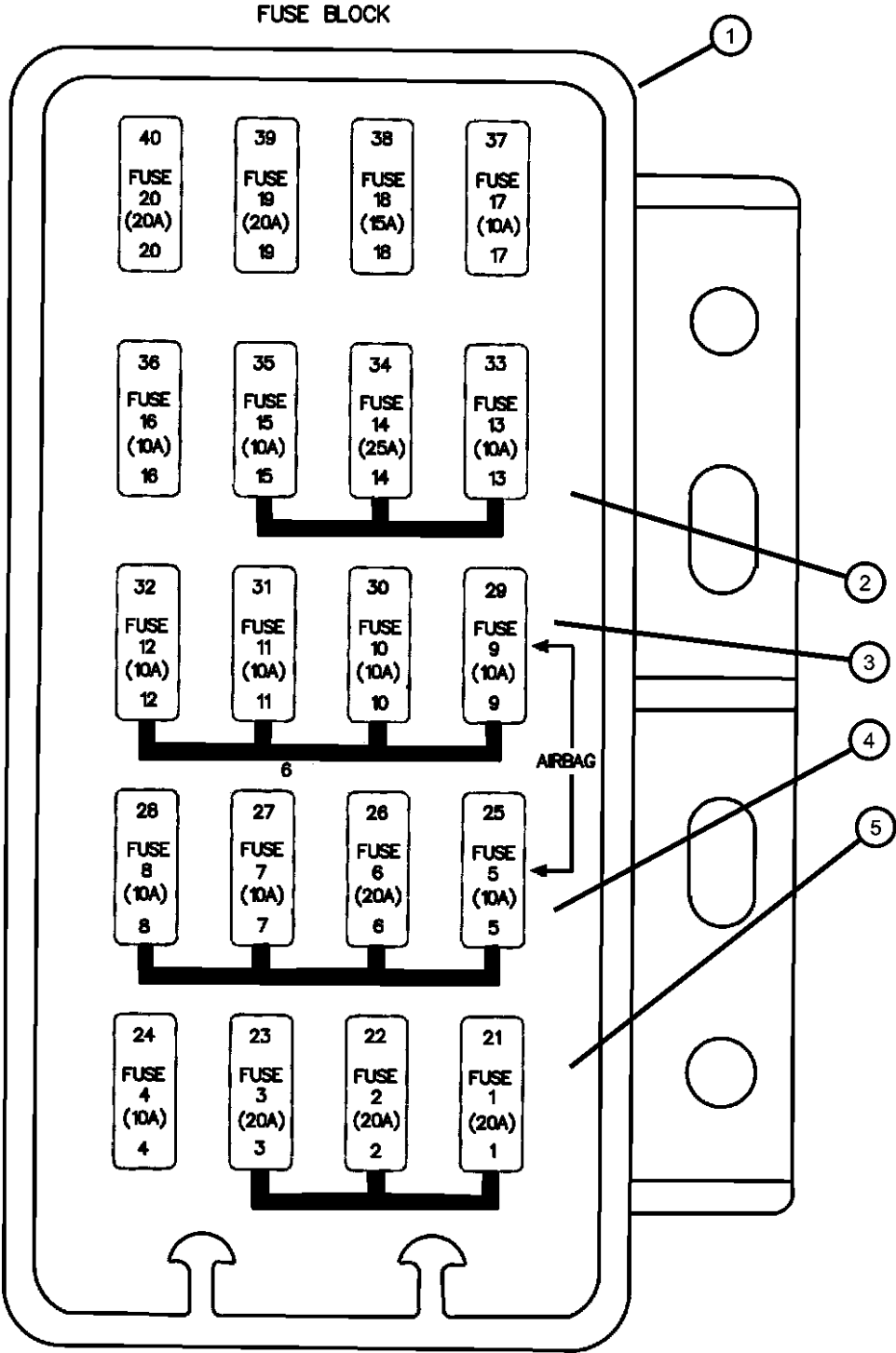
Power Distribution Center Relays and Fuses
Figure 8-505



ITEM	PART NUMBER	QTY	LINE	SERIES	BODY	ENGINE	TRANS	TRIM	DESCRIPTION
Notes: [DG0] = All Automatic Transmissions									
1	56052690AA	1							POWER DISTRIBUTION CENTER, Serviced in Headlamp to Dash Harness, (NOT SERVICED) RELAY, Mini
2	04671168	AR							RELAY PACKAGE, Electrical
3	04638271	AR							SEAL
-4	04638904	AR							FUSE CARTRIDGE, 20 Amp
5	06102075AA	AR							FUSE CARTRIDGE, 30 Amp
6	06102076AA	AR							FUSE CARTRIDGE, 40 Amp
7	04868008AA	AR							FUSE CARTRIDGE, 50 Amp
8	06102078AA	AR							FUSE, Mini, 10 AMP, Red
9	000ATM10	AR							FUSE, Mini, 15 AMP, Light Blue
10	000ATM15	AR							FUSE, Mini, 20 AMP, Yellow
11	000ATM20	1					DG0		COVER, Power Distribution Center
12	05134137AA	AR							TRANSFORMER, 12/24 volt converter
-13	56052690AA	1				EN0	DBB		

AR = use ase required - = Non illustrated part

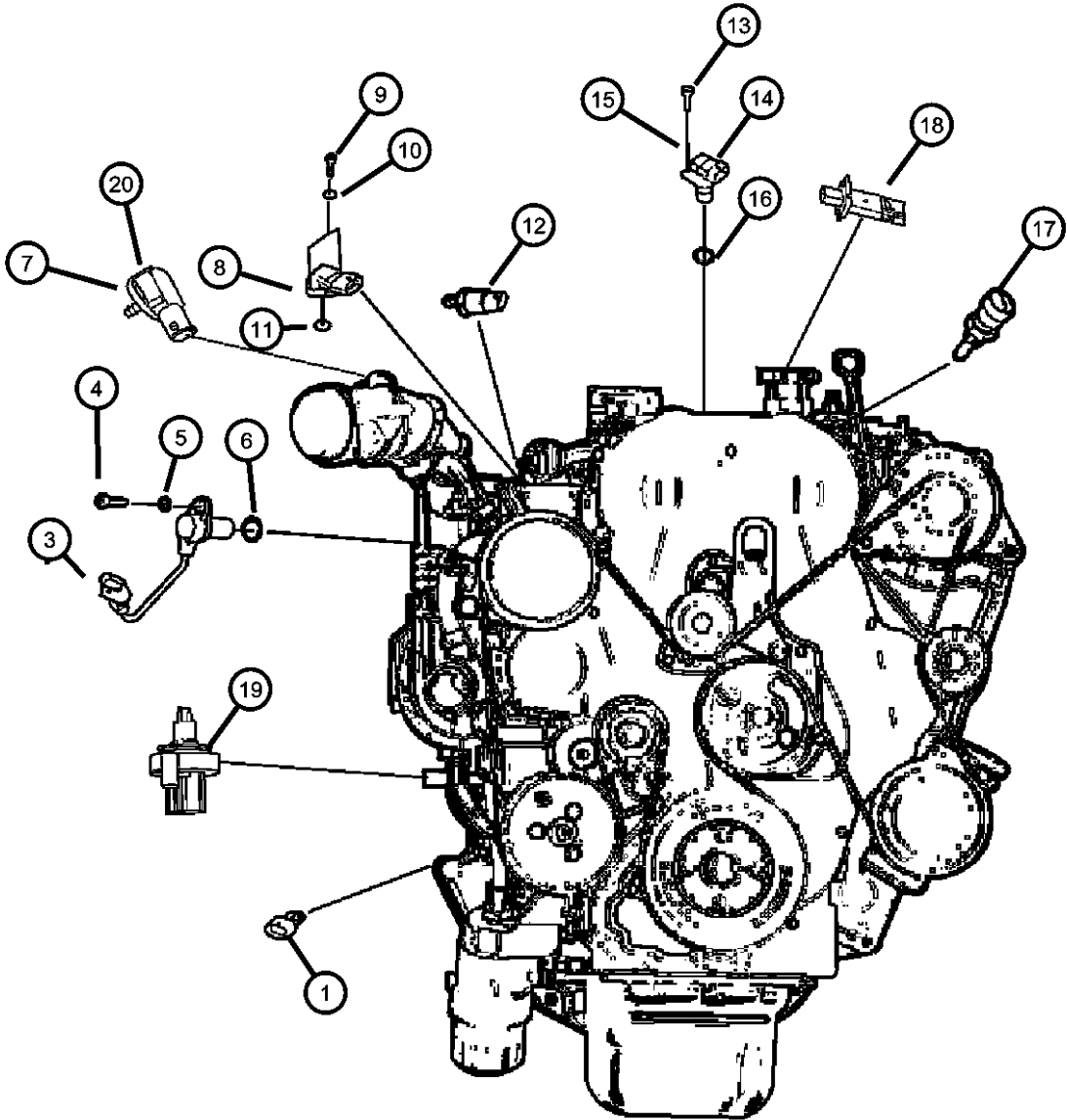
Fuse Block
Figure 8-510



ITEM	PART NUMBER	QTY	LINE	SERIES	BODY	ENGINE	TRANS	TRIM	DESCRIPTION
Notes: [DG0] = All Automatic Transmissions									
1	56052690AA	1							BLOCK, Fuse, Serviced in Cross Body Harness, (NOT SERVICED)
2	000ATM10	AR							FUSE, Mini, 10 AMP, Red
3	000ATM15	AR							FUSE, Mini, 15 AMP, Light Blue
4	000ATM20	1					DG0		FUSE, Mini, 20 AMP, Yellow
5	000ATM25	AR							FUSE, Mini, 25 Amp, Natural
-6									BREAKER, Circuit
	05166976AA	1				EN0	DBB		30AMP
	56047126AA	AR							15 AMP
	56052702AA	1				EN0	DBB		
-7	06101757	2							FUSIBLE LINK

AR = use ase required - = Non illustrated part

Sensors Engine [2.8L EN0]
Figure 8-605

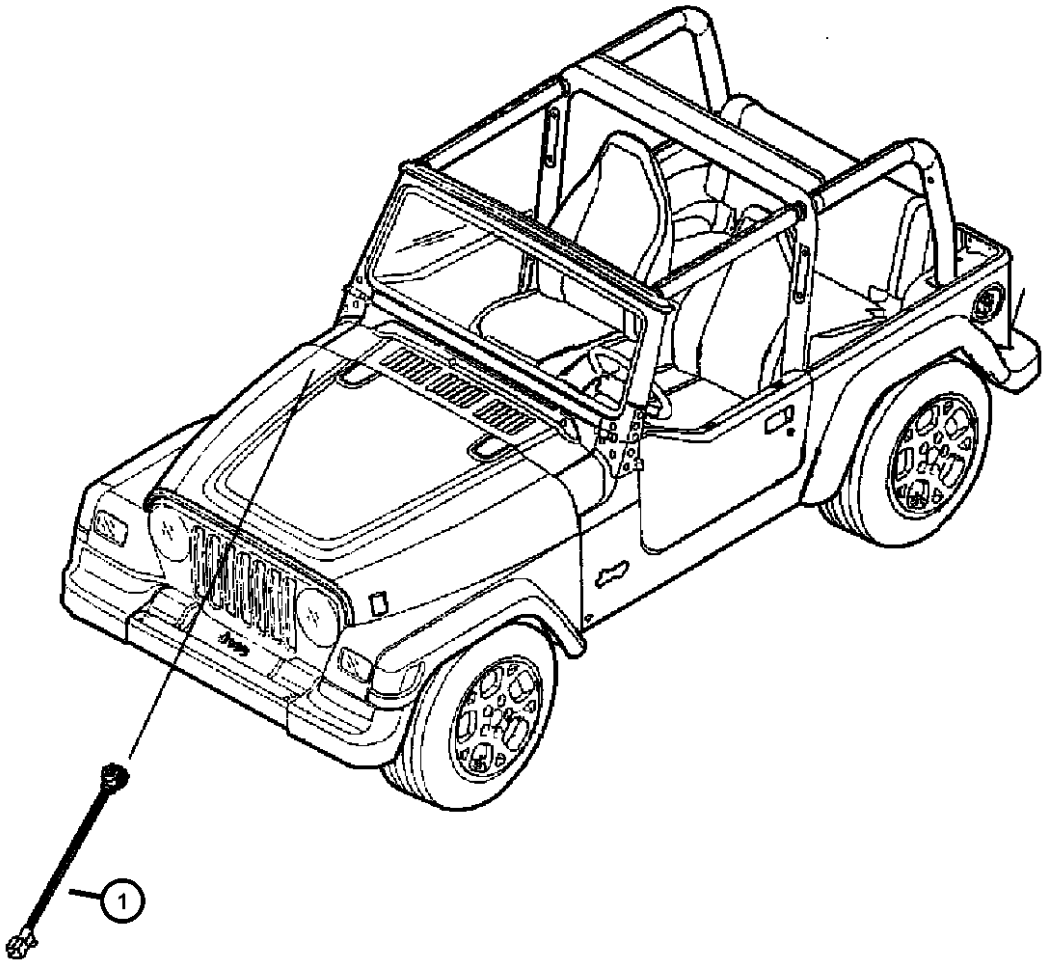


ITEM	PART NUMBER	QTY	LINE	SERIES	BODY	ENGINE	TRANS	TRIM	DESCRIPTION
Notes: [EN0]=All 4/5 Cylinder Turbo Diesel Engines [DBB]=All Manual Transmissions [DG0]=All Automatic Transmissions									
1	05093908AA	1				EN0	DBB		SENSOR, Oil Pressure
-2	56041379AA	1							CLIP, Housing
3	05066882AA	1				EN0	DBB		SENSOR, Crankshaft
4	05003551AA	2				EN0	DBB		BOLT, M6x10
5	04723204	1				EN0	DBB		WASHER, Implement Attaching
6	04723204	1							O RING, (NOT SERVICED)
7	04723204	1							SENSOR PACKAGE, Air Flow Meter, (NOT REQUIRED)
8	05140331AA	1				EN0	DBB		SENSOR, Air Temperature
9	05010858AA	1				EN0	DBB		SCREW
10	04723204	1				EN0	DBB		WASHER, Implement Attaching
11	04723204	1							O RING, (NOT SERVICED)
12	05072726AA	1				EN0	DBB		SENSOR, Fuel Pressure
13	05010858AA	1				EN0	DBB		SCREW
14	05140332AA	1				EN0	DBB		SENSOR, Camshaft
15	04723204	8				EN0	DBB		WASHER, Implement Attaching
16	04723204	8							O RING, (NOT SERVICED)
17	05066779AA	1				EN0	DBB		SENSOR, Temperature Sending Unit
18	05066779AA	1							SENSOR, Air Flow, (NOT REQUIRED)
19	05066779AA	1							SENSOR, Fuel/Water, (NOT REQUIRED)
20	05066779AA	1							SENSOR, Air Pressure, (NOT REQUIRED)
-21	05140319AA	1				EN0	DBB		RELUCTOR WHEEL, Crankshaft
-22	56052603AA	1				EN0			GAUGE, Air Restriction Indicator

AR = use ase required - = Non illustrated part

Sensors - Body
Figure 8-625

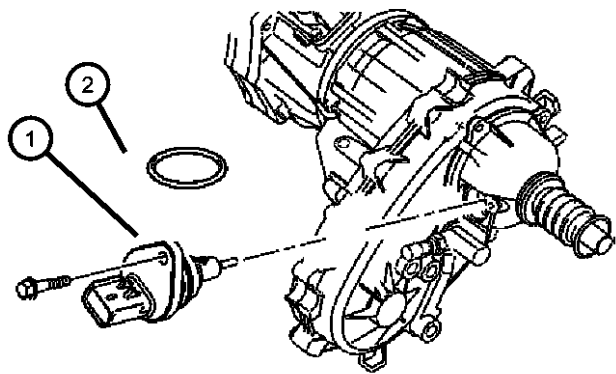
ITEM	PART NUMBER	QTY	LINE	SERIES	BODY	ENGINE	TRANS	TRIM	DESCRIPTION
1	56027332	1				ER0			SENSOR, Battery Temperature



AR = use ase required - = Non illustrated part

Sensors Drive Train
Figure 8-630

ITEM	PART NUMBER	QTY	LINE	SERIES	BODY	ENGINE	TRANS	TRIM	DESCRIPTION
1	56027905	1							SENSOR, Vehicle Speed
2	56028182	1							O RING, Speed sensor



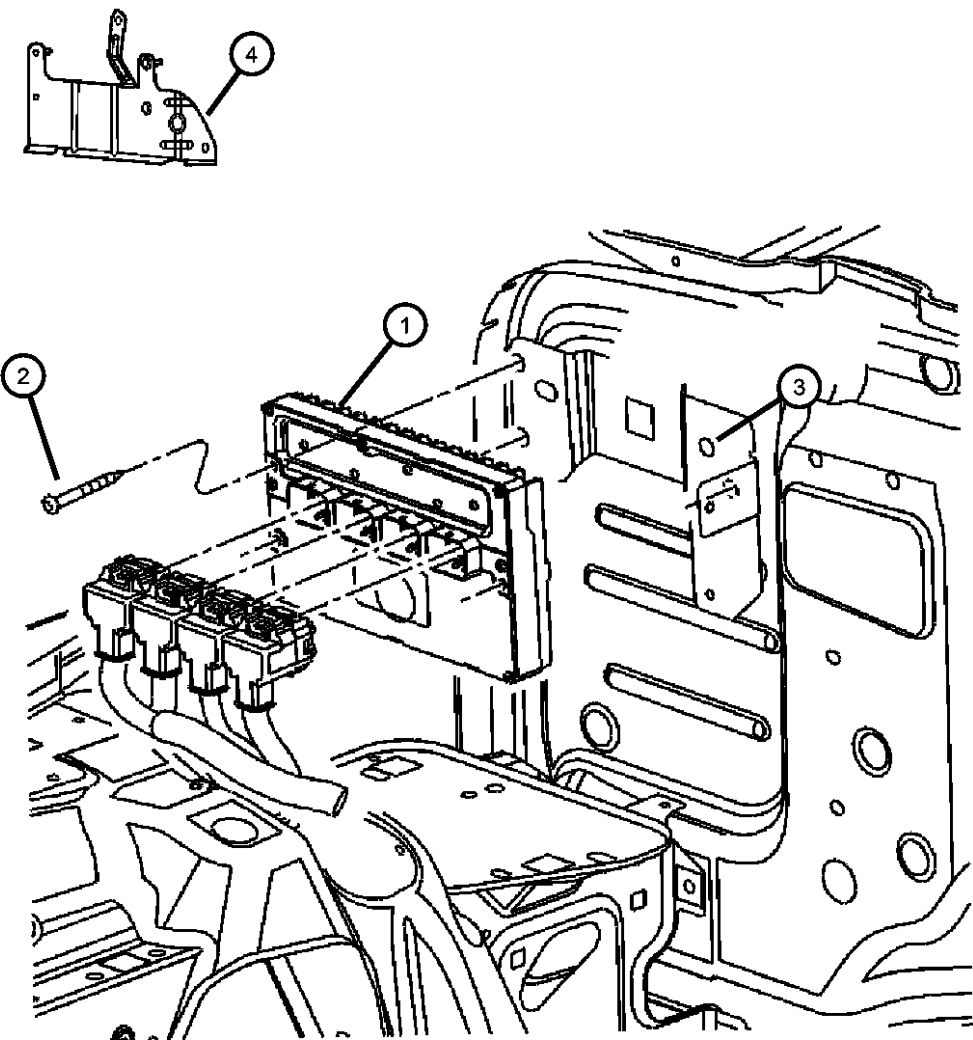
AR = use ase required - = Non illustrated part

Powertrain Control Module
Figure 8-705

ITEM	PART NUMBER	QTY	LINE	SERIES	BODY	ENGINE	TRANS	TRIM	DESCRIPTION
------	----------------	-----	------	--------	------	--------	-------	------	-------------

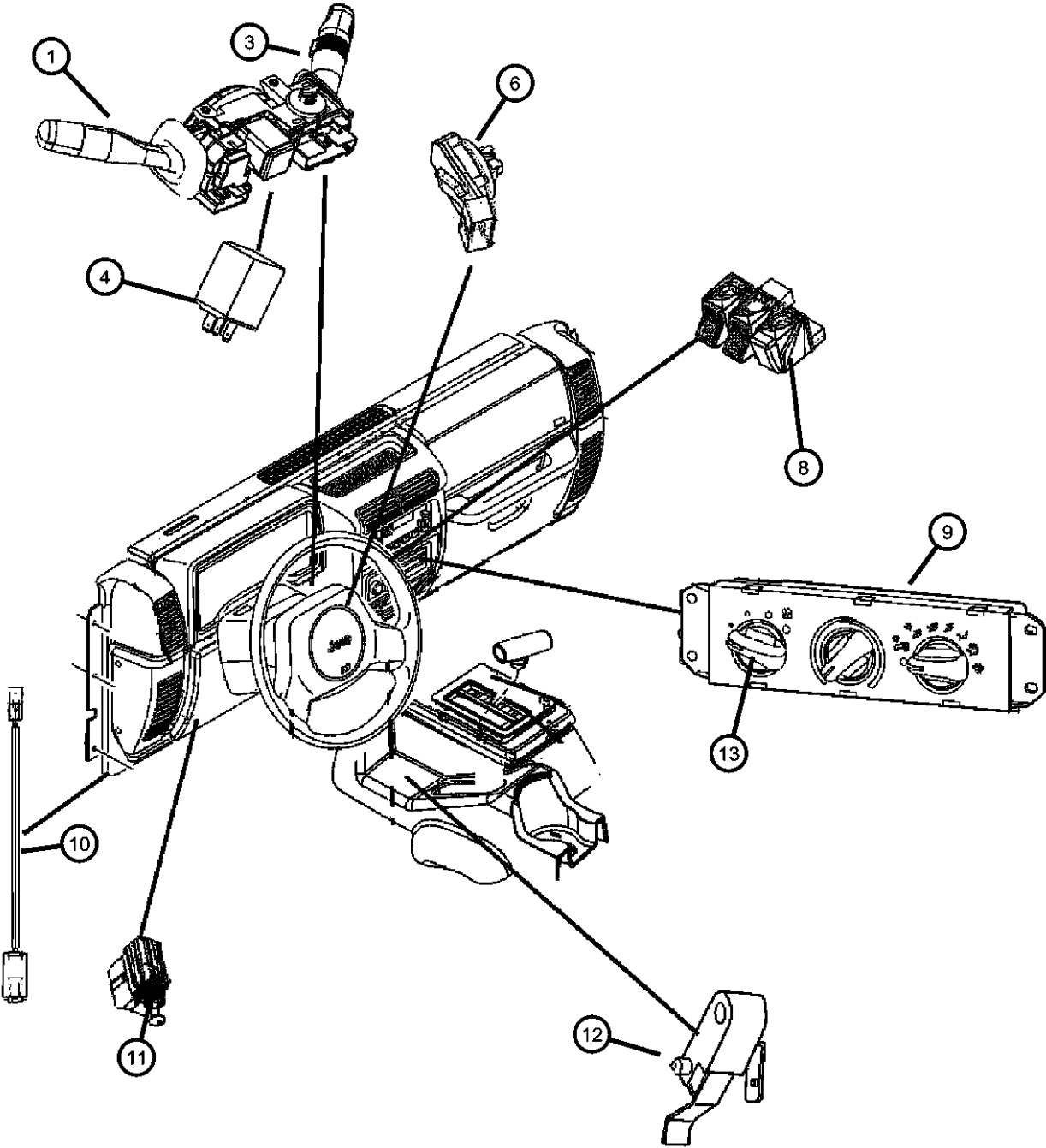
Notes:
[ED0]=24L Engine
[ER0]=4.0L Engine
[DG0]=Automatic Transmission
[DBB]= Manual Transmission
[NA1]=Export Emission
[NAS]=U.S. 50 States Emission
[NB3]=Euro Stage III Emission
[NBJ]=Japan Low Emission Vehicle
[NBT]=Transitory Low Emission Vehicle
[NBV]=Low Emission Vehicle

1									MODULE, Powertrain Control
	56052446AC	1				ER0			
	56052604AA	1				EN0			
2	06100583	1				EN0			SCREW AND WASHER, Hex Head, M8x1.25x25
3	55176011	1							BRACKET, Module, Powertrain Control Module
4	56052601AA	1				EN0			BRACKET, Control Unit



AR = use ase required - = Non illustrated part

Switches - Instrument Panel
Figure 8-805

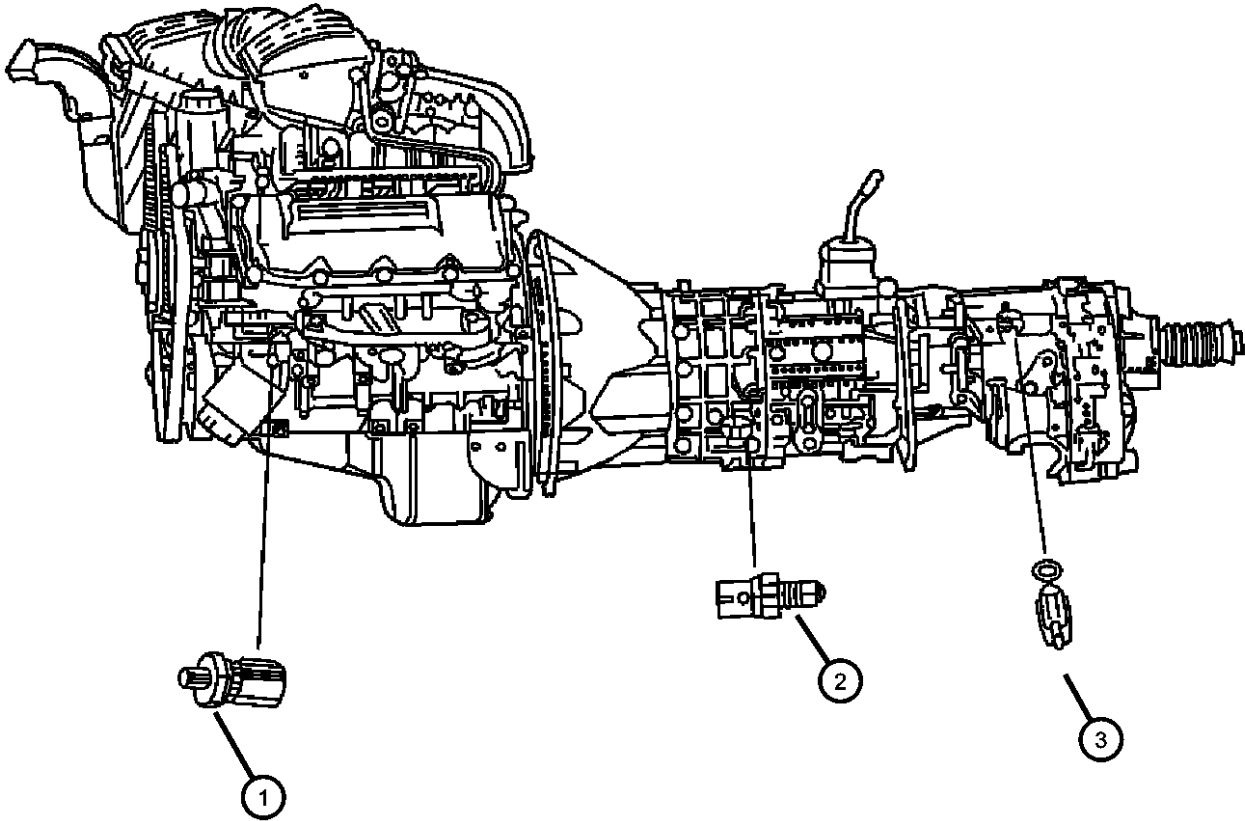


ITEM	PART NUMBER	QTY	LINE	SERIES	BODY	ENGINE	TRANS	TRIM	DESCRIPTION
Notes: DG0=Automatic Transmission DBB= Manual Transmission									
1	05016708AD	1							SWITCH, Multifunction, Left Stalk Includes Interior Lights, Exterior Lights (High/Low) & Turn Signal Controls
-2	55315026AB	1							WATERSHIELD, Switch, Left
3	05016711AB	1							SWITCH, Intermittent Wiper, Right Stalk Includes Windshield Washer & Wiper Functions
4	04607084	1							FLASHER
-5	55315027AB	1							WATERSHIELD, Switch, Right
6	04793576AB	1					DBB		SWITCH, Ignition
-7	04793576AB	1							SCREW, Pan Head Tapping, .125-40x.437, (NOT SERVICED)
8									PLUG, Switch Opening
	56007285AB	1					DBB		Without Overdrive lockout switch
	56007329	1					DBB		Without Heated rear window
	56007330	1					DBB		Without rear wiper
	56047065AA	1					DBB		Without Axle lock
9	55056556AA	1							CONTROL, A/C And Heater
10	56009047	1					DDD		SWITCH, Clutch Starter Interlock
11	04671336	1							SWITCH, Stop Lamp
12	05209922	1							SWITCH, Parking Brake
13	05183284AA	1							SWITCH, Blower Control

AR = use ase required - = Non illustrated part

Switches Drivetrain
Figure 8-810

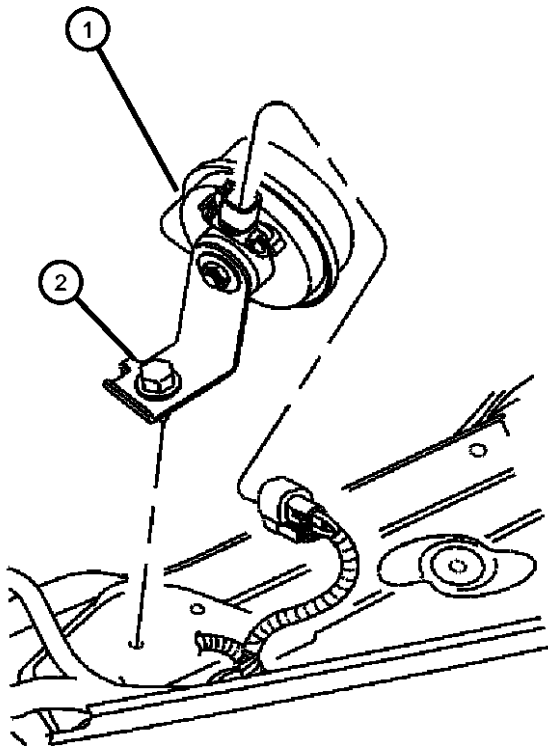
ITEM	PART NUMBER	QTY	LINE	SERIES	BODY	ENGINE	TRANS	TRIM	DESCRIPTION
1	04868672AA	1				ER0			SWITCH, Oil Pressure Up to 03/14/05
	05149059AA	1				ER0			After 03/14/05
2	05166264AA	1				ER0	DDD		SWITCH, Back Up Lamp
3	J8134473	1				EN0	DDD		SWITCH, Transfer Case Mode



AR = use ase required - = Non illustrated part

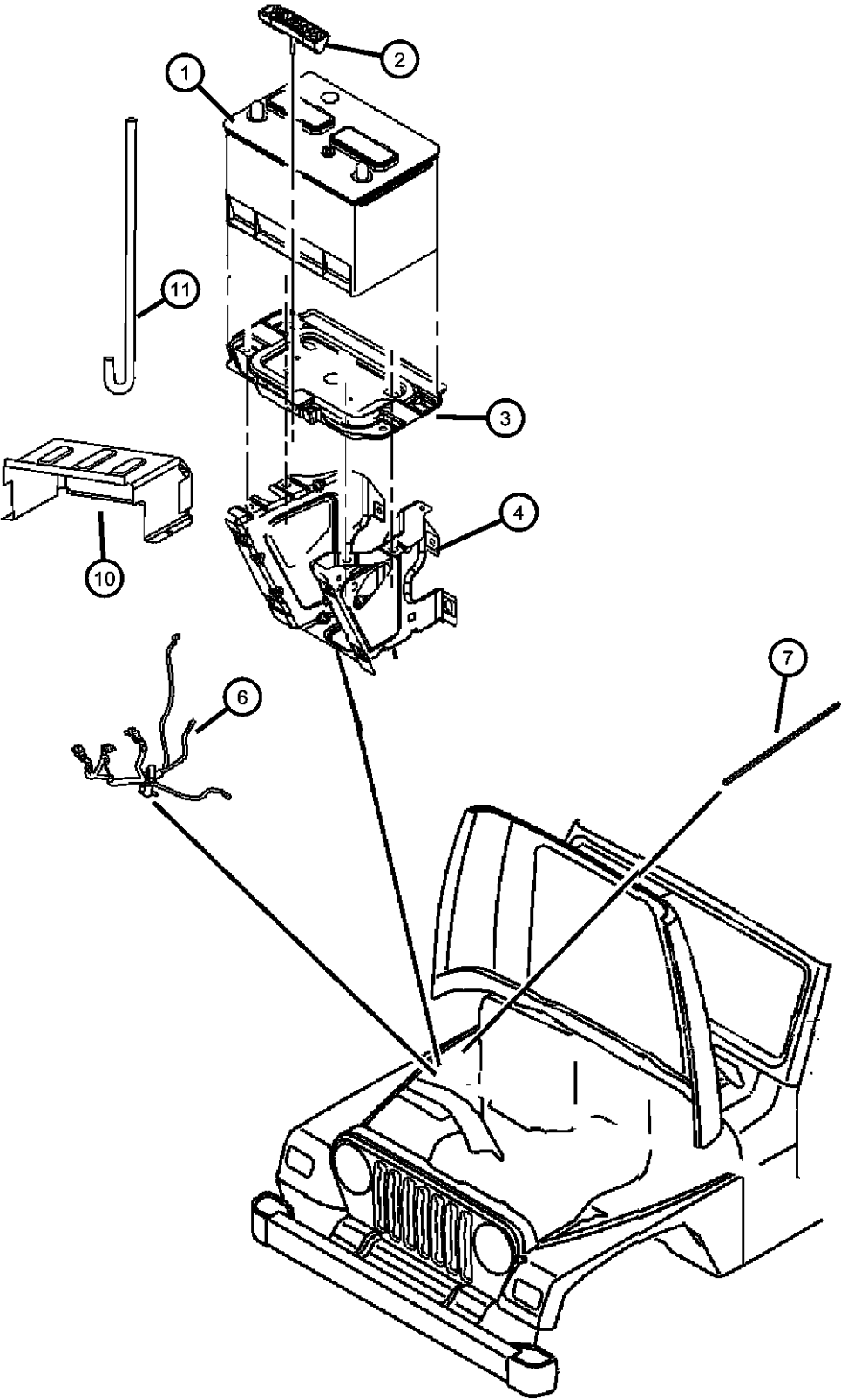
Horns
Figure 8-905

ITEM	PART NUMBER	QTY	LINE	SERIES	BODY	ENGINE	TRANS	TRIM	DESCRIPTION
1	56047032AA	1							HORN, Low Note
2	56047032AA	1							SCREW, Tap, M8x1.25x22, Serviced in horn assembly, (NOT SERVICED)



AR = use ase required - = Non illustrated part

Battery Tray & Cables
Figure 8-1005

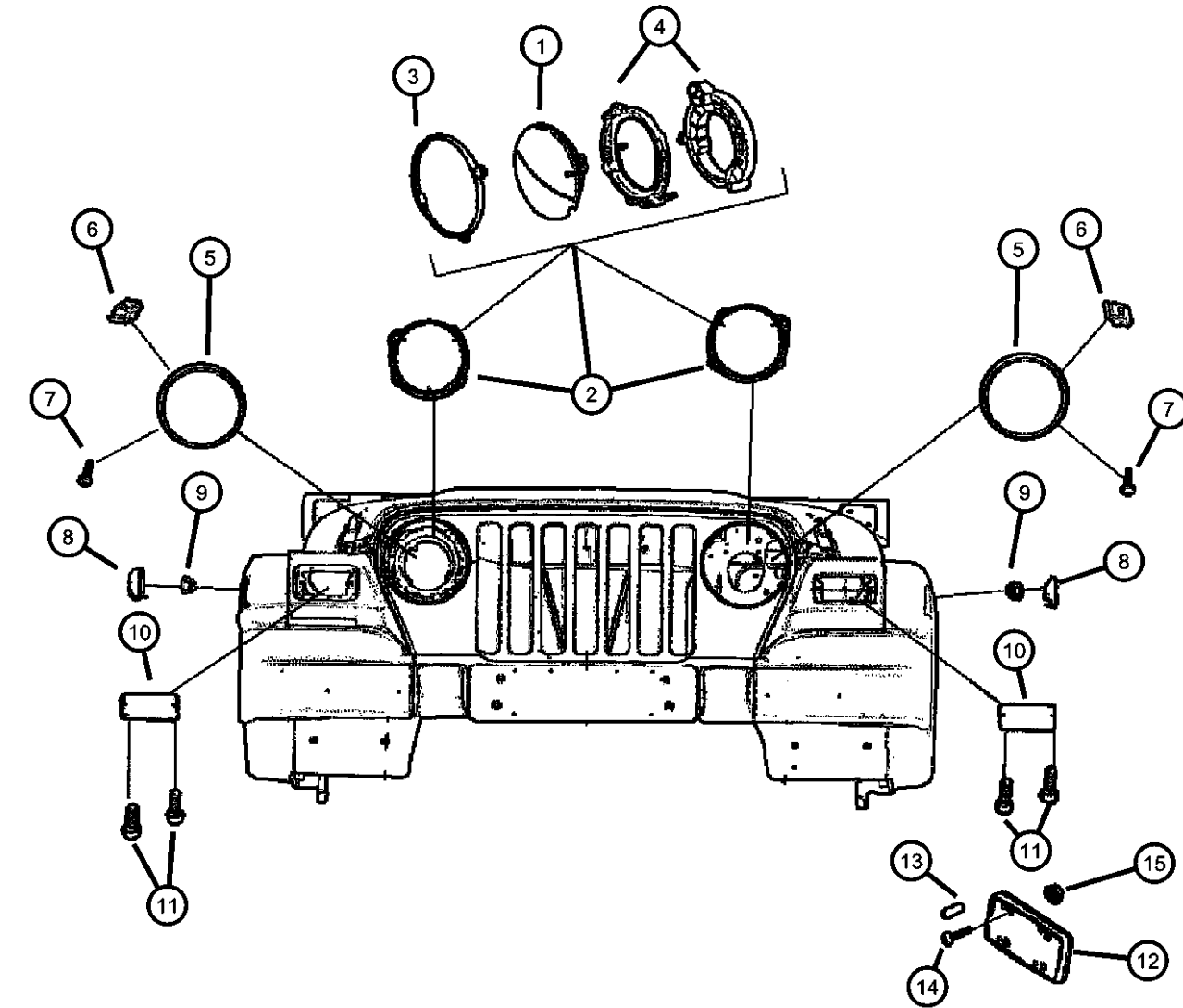


ITEM	PART NUMBER	QTY	LINE	SERIES	BODY	ENGINE	TRANS	TRIM	DESCRIPTION
1	04868999AC	2				EN0			BATTERY, Storage
2	55014361	2				EN0			BRACKET, Battery Hold Down
3	56052621AA	1				EN0			TRAY, Battery
4									REINFORCEMENT, Battery Tray
	55174782AE	1							Right
	55174783AE	1							Left
-5	06100583	6							SCREW AND WASHER, Hex Head, M8x1.25x25
6									WIRING, Battery
	56047555AB	1				ER0			
	56052468AB	1				EN0			
7	55176426AB	1							PROTECTOR, Wiring
-8	55176426AB	1							SCREW, .437-14x.75, (NOT SERVICED)
-9	06101808	2							NUT, Hex, M6x1
10	56052492AA	2				EN0			COVER, Battery
11	55026434	4				EN0			ROD, Battery
-12									TERMINAL, Battery
	05161305AA	1				ER0			Positive
	05161306AA	1				ER0			Negative
	05161516AA	1				EN0			Positive
	05161517AA	1				EN0			Negative

AR = use ase required - = Non illustrated part

Lamps--Front
Figure 8-1105

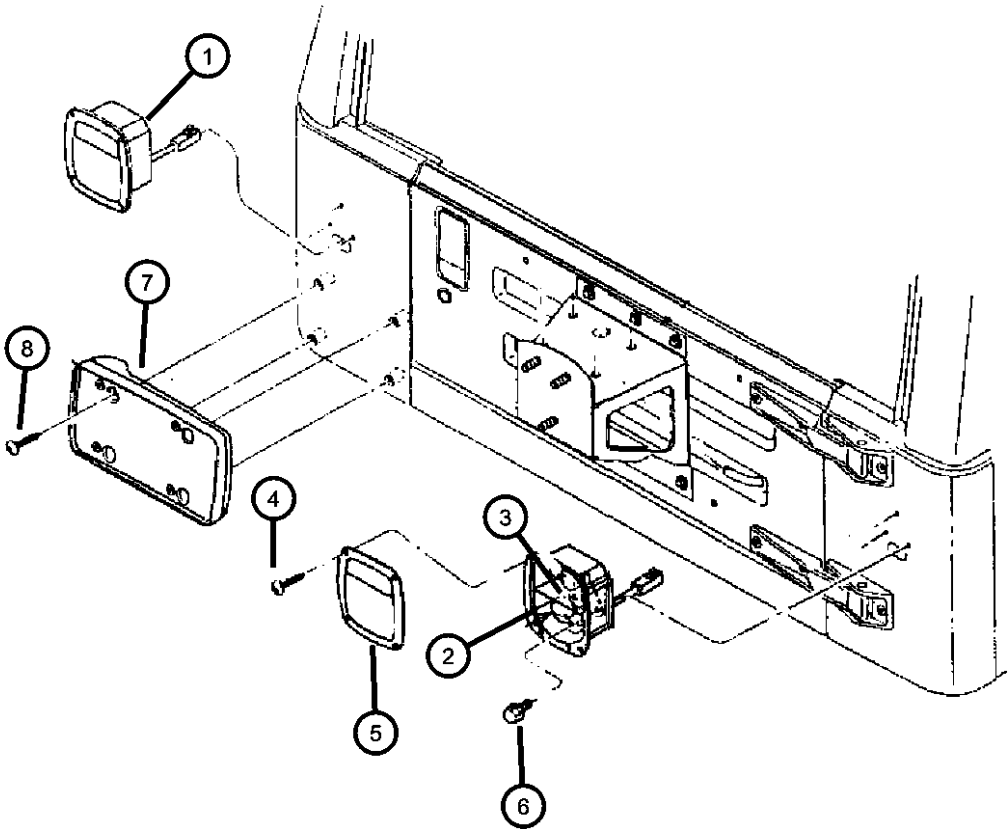
ITEM	PART NUMBER	QTY	LINE	SERIES	BODY	ENGINE	TRANS	TRIM	DESCRIPTION
Notes: [EP0] = 2.5L Engine [ER0] = 4.0L Engine									
1	00154905AA	1							BULB, H6024BL
2									HEADLAMP
	55055032AE	1							Right
	55055033AE	1							Left
3	04874378	1							RETAINER, Headlamp Bulb
4	04874378	1							SEAT, Headlamp, Serviced in Item 5 Headlamp, (NOT SERVICED)
5									BEZEL, Headlamp
	56022986AB	1							Right
	56022987AB	1							Left
6	J4000141	4							NUT, Square, .286x.355Right or Left
7	06035977AA	4							SCREW, Tapping, .164-18x.625
8									LAMP, Side Marker
	55155628AC	1							Right
	55155629AC	1							Left
9	55155629AC	1							NUT, (NOT SERVICED)
10									LAMP, Park and Turn Signal
	55157032AA	1							Right
	55157033AA	1							Left
11	06035977AA	4							SCREW, Tapping, .164-18x.625
12	55174994	1							BRACKET, License Plate
13	06030441	1					DBB		PIN, Retainer
14	06030441	1							SCREW, M6X1.00X16.00, (NOT SERVICED)
15	06030441	1							NUT, M6x1.00, (NOT SERVICED)



AR = use ase required - = Non illustrated part

Lamps--Rear
Figure 8-1110

ITEM	PART NUMBER	QTY	LINE	SERIES	BODY	ENGINE	TRANS	TRIM	DESCRIPTION
1	56018648AD	1							LAMP, Tail Stop Turn Right
	56018649AD	1							Left
2	L0001157	1							BULB, 1157
3	L0001156	1							BULB, 1156
4	L0001156	1							SCREW, .164-18x.625, (NOT SERVICED)
5	56006514	1							LENS, Taillamp
6	56006514	1							SCREW/WASHER, (NOT SERVICED)
7	55174994	1							BRACKET, License Plate
8	55174994	1							SCREW, M6x1x20, (NOT SERVICED)



AR = use ase required - = Non illustrated part

Bulbs
Figure 8-1120

EXTERIOR LAMPS

LAMP	BULB
Back-up lamp	1156 or P21W (1)
Center High Mounted Stoplamp	921 or W16W
Front Fog lamp	H3
Front Position lamp	T4W
Front Side Marker	168 or W3W (2)
Headlamp/Sealed Beam	H6024 or H4 (3)
License Plate lamp	W5W Export Only
Park/Turn Signal	3157 or P27/7W (4)
Rear Fog lamp	P21W
Side Repeater lamp	W3W (2)
Tail/Stop	1157 or P21/5W (5)
Underhood lamp	W5W (2)
Underhood Retractable Lamp	105

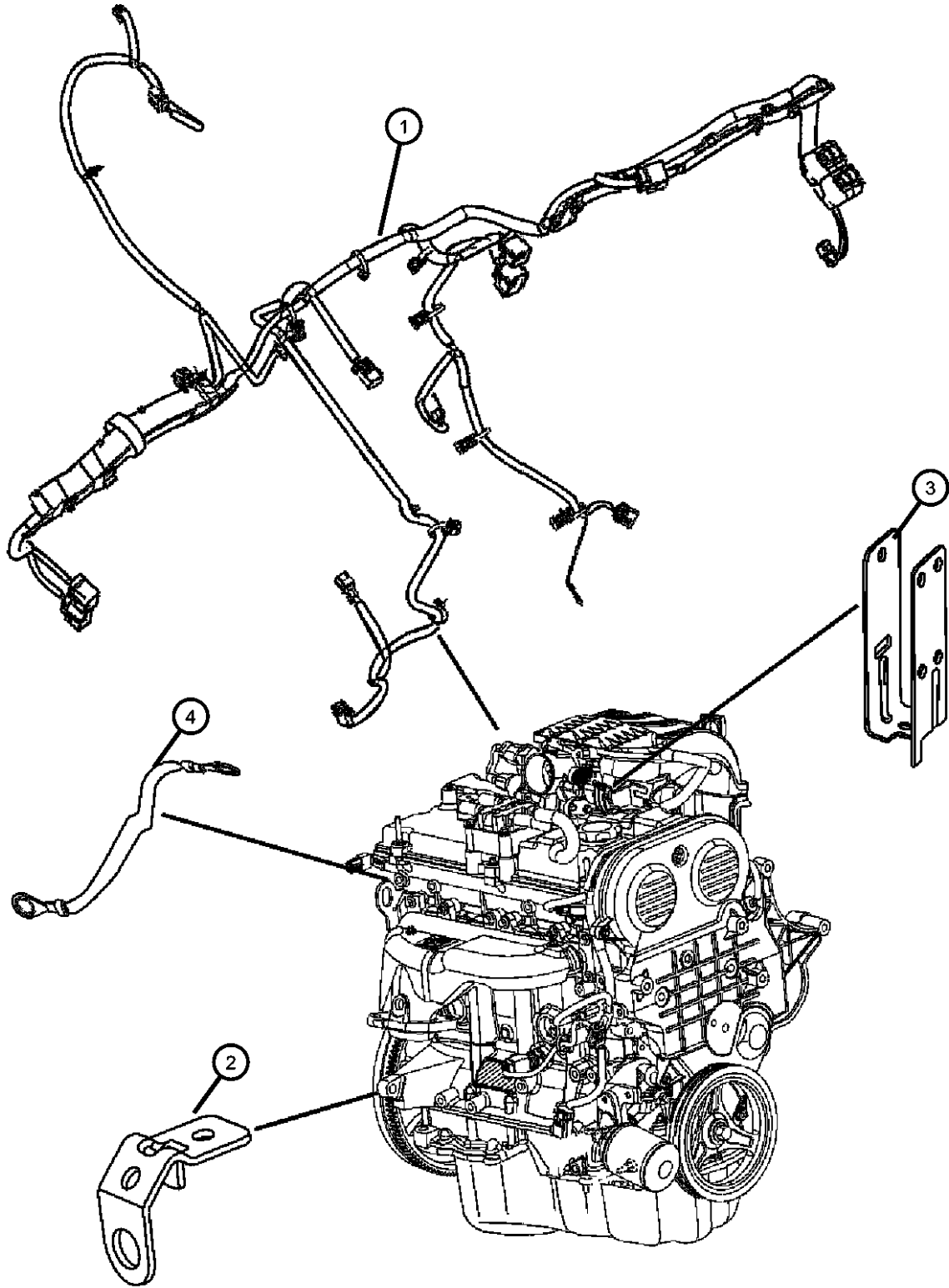
INTERIOR LAMPS

LAMP	BULB
Dome (Sound Bar)	912
Under Hood	561
Underpanel Courtesy	906
Instrument Cluster Illumination	103 (6)
Instrument Cluster Warning	74 (7)
Automatic Transmission Indicator	658

ITEM	PART NUMBER	QTY	LINE	SERIES	BODY	ENGINE	TRANS	TRIM	DESCRIPTION
1	L0001156	1							BULB, 1156
2	00153624	2							BULB, W3W
3	00154905AA	1							BULB, H6024BL
4	L0003157	1							BULB, 3157
5	L0001157	1							BULB, 1157
6									BULB AND SOCKET
	04874349	5				ER0			
		5				EN0			
7	04874349	5				ER0			BULB AND SOCKET
-8	05183278AA	3							BULB, Heater and A/C Control

AR = use ase required - = Non illustrated part

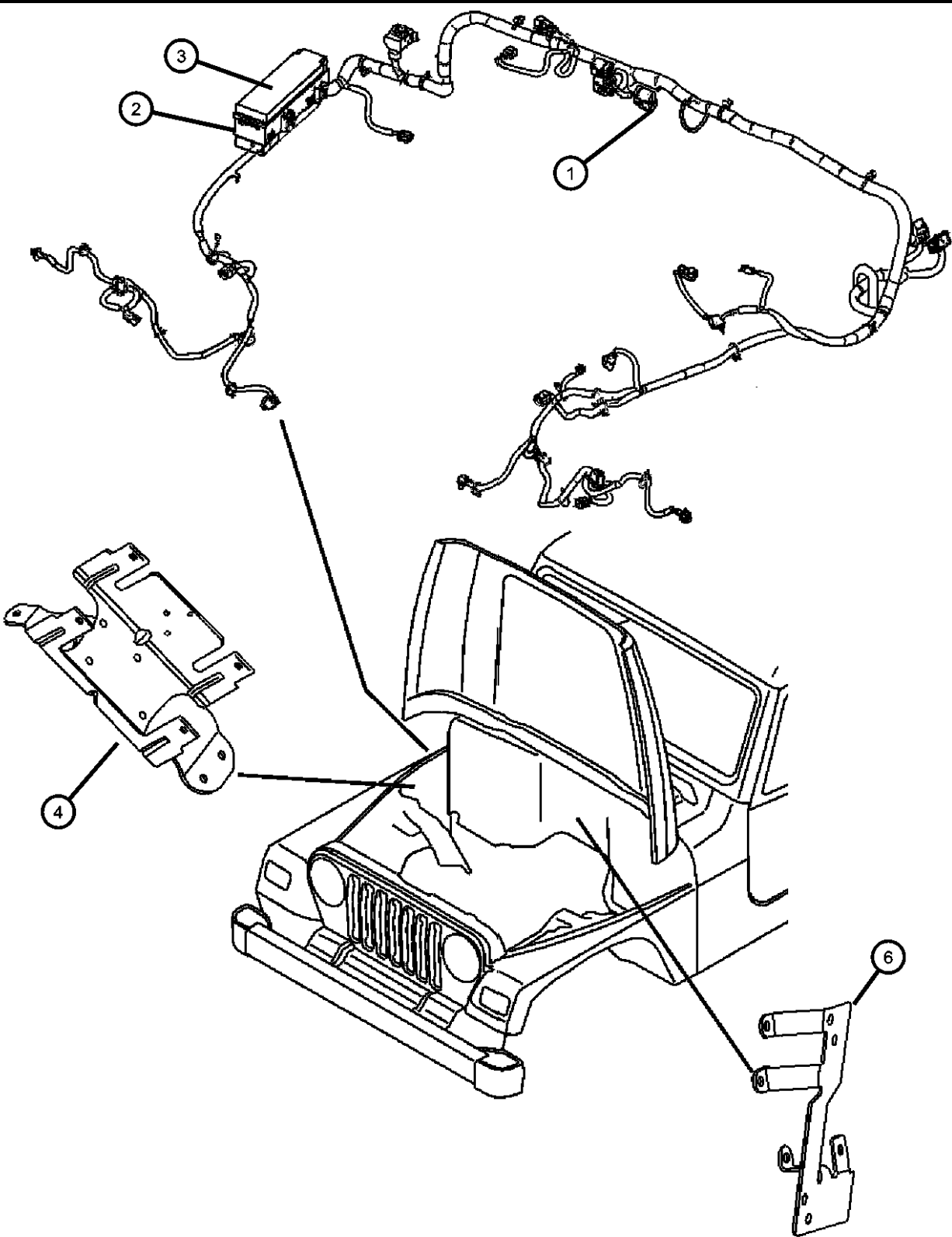
Wiring Engine [2.8L EN0]
Figure 8-1205



ITEM	PART NUMBER	QTY	LINE	SERIES	BODY	ENGINE	TRANS	TRIM	DESCRIPTION
1	56052467AA	1				EN0	DDD		WIRING, Engine
	56052756AA	1				EN0	DDQ		
2	56041379AA	1							CLIP, Housing
3	56041379AA	1							BRACKET, Wiring, (NOT REQUIRED)
4	56009161	1							STRAP, Ground
-5	56041823AB	2				EN0			BRACKET, Oxygen Sensor, Transmission wiring

AR = use ase required - = Non illustrated part

Wiring--Headlamp / Dash Panel
Figure 8-1305



ITEM	PART NUMBER	QTY	LINE	SERIES	BODY	ENGINE	TRANS	TRIM	DESCRIPTION
1	56052466AB	1				EN0	DBB		WIRING, Headlamp to Dash
2	56052466AB	1							POWER DISTRIBUTION CENTER, Serviced in wiring assembly only, (NOT SERVICED)
3	56052466AB	1							COVER, Power Distribution Center, Serviced in wiring assembly only, (NOT SERVICED)
4	56010210AB	1							BRACKET, Power Distribution Center
-5	56010210AB	1							SCREW, M6.3x1.81x20, Tapping (M6.3x1.81x20.00) Not Serv,, (NOT SERVICED)
6	56047128AB	1							BRACKET, Wiring Harness
-7	56047202AC	1				ER0	DBB		WIRING, Dash Panel, To engine controller

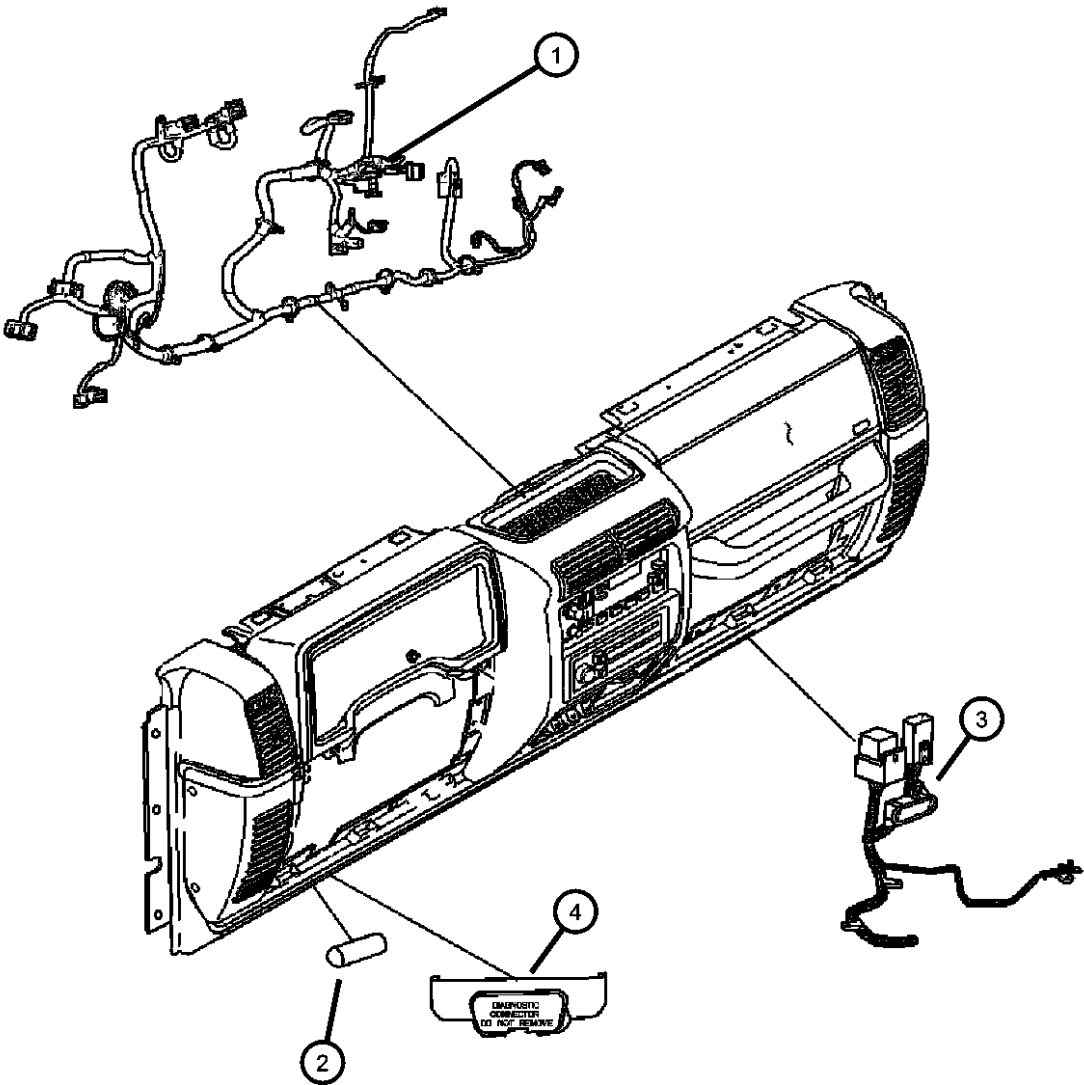
AR = use ase required - = Non illustrated part

Wiring Instrument Panel & Fuses
Figure 8-1405

ITEM	PART NUMBER	QTY	LINE	SERIES	BODY	ENGINE	TRANS	TRIM	DESCRIPTION
------	-------------	-----	------	--------	------	--------	-------	------	-------------

Notes:
[DG0]=All Automatic Transmissions

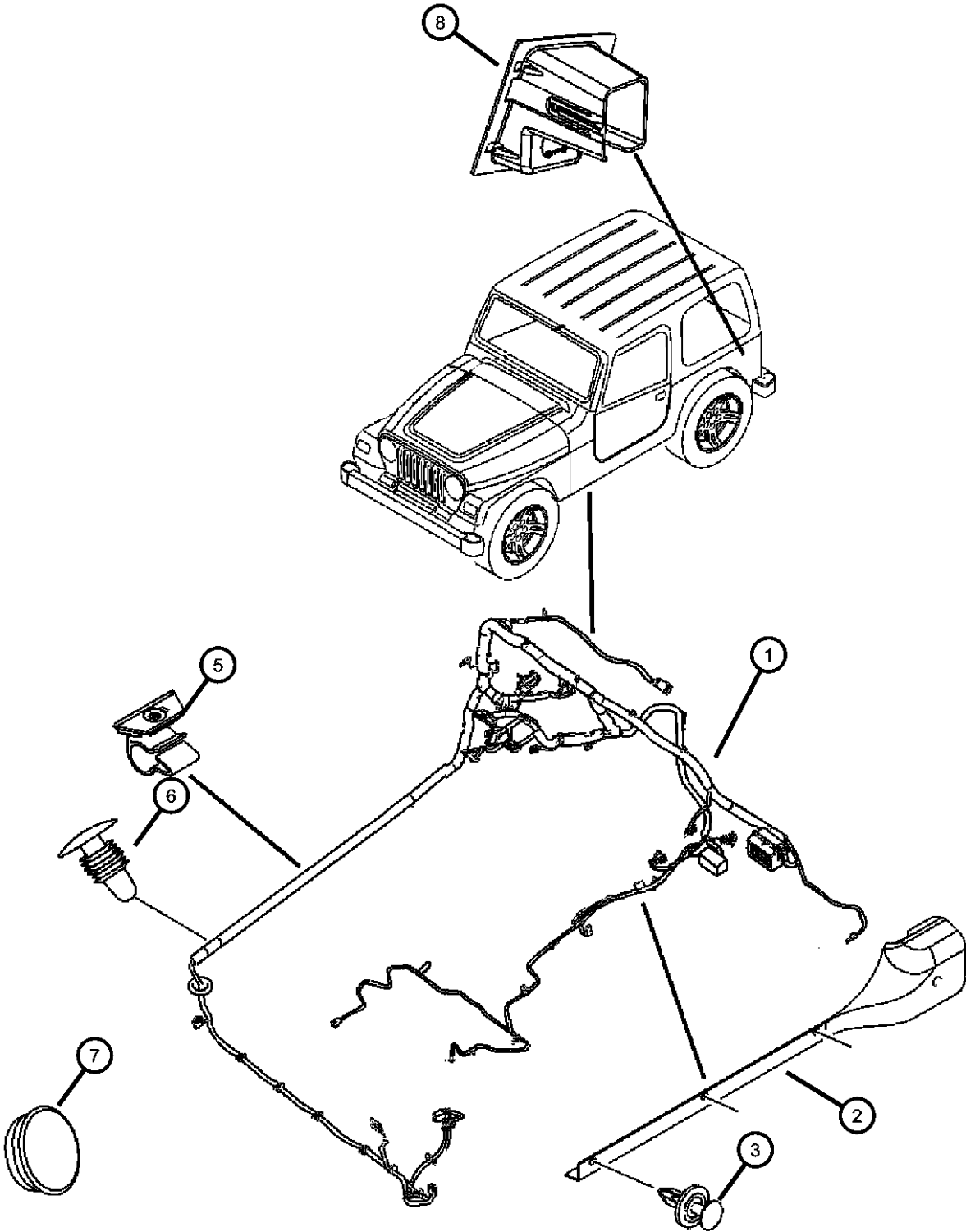
1	56052599AA	1				EN0			WIRING, Instrument Panel
2	56009433	2							CAP, Screw Cover, Diagnostic connector
3	05073183AA	1							WIRING, Air Conditioning Module
4	05073183AA	1							COVER, Wiring Protector, (NOT REQUIRED)



AR = use ase required - = Non illustrated part

Wiring--Body & Accessory
Figure 8-1505

ITEM	PART NUMBER	QTY	LINE	SERIES	BODY	ENGINE	TRANS	TRIM	DESCRIPTION
1	56052600AA	1				EN0			WIRING, Body
2	56052600AA	1							COVER, Wiring Protector, (NOT REQUIRED)
3	56052600AA	1							PIN, Push, (NOT SERVICED)
-4	00154628	1							SCREW, Tapping, .164-18x.625, Rear Body Harness Attaching
5	56009333AB	3							CLIP, Wire Attaching (Clip)
6	56009338AB	3							RIVET
7	55257380AD	1							PLUG, Dash panel body wiring
8	55257380AD	1							COVER, Wiring Protector, (NOT REQUIRED)



AR = use ase required - = Non illustrated part

Wiring Repair Packages
Figure 8-1605

ITEM	PART NUMBER	QTY	LINE	SERIES	BODY	ENGINE	TRANS	TRIM	DESCRIPTION
-1	55257380AD	1							WIRING PACKAGE, Underhood Connector Repair, For Electrical Connector Repair Information visit the World Wide Web at http://dto.vftis.com/mopar/dis- claimer.asp, (NOT SERVICED)
-2									STRAP, Tie
	04641780	1							Rear axle vent
	J4175376	1							Front axle vent
	05073039AA	1							
-3									CLIP, Wiring
	06104831AA	1				EN0			Wiring engine compartment
	06104835AA	2				EN0			
	06104837AA	6				EN0			Body wiring to body


For Electrical Connector Repair Information visit
the World Wide Web at

<http://dto.vftis.com/mopar/disclaimer.asp>

AR = use ase required - = Non illustrated part

Air Bags and Clock Springs
Figure 8-1705

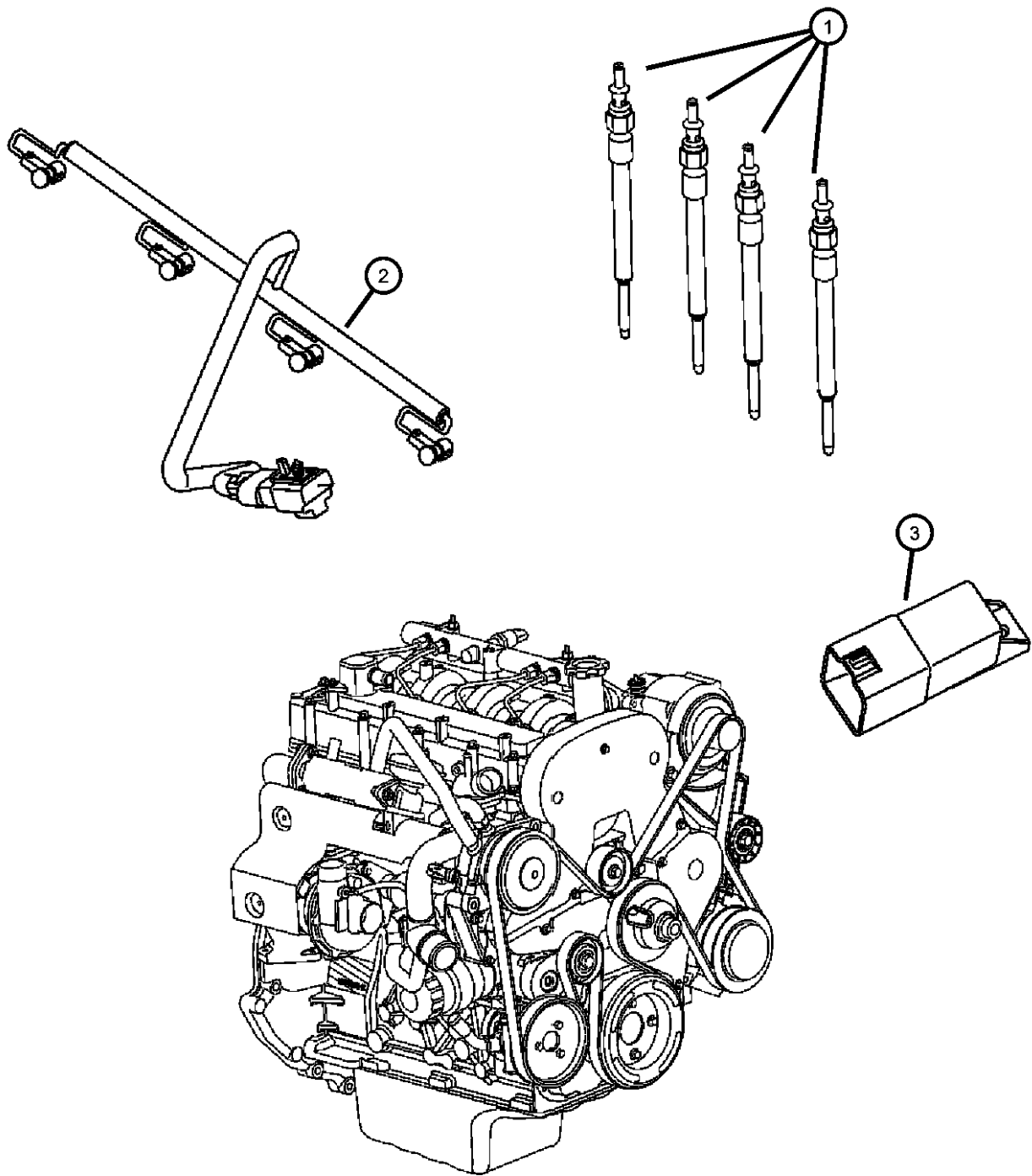
ITEM	PART NUMBER	QTY	LINE	SERIES	BODY	ENGINE	TRANS	TRIM	DESCRIPTION
1	5JF73DX9AA	1							AIR BAG, Driver
2	56047144AB	1							CLOCKSPRING



AR = use ase required - = Non illustrated part

Glow Plugs
Figure 8-1910

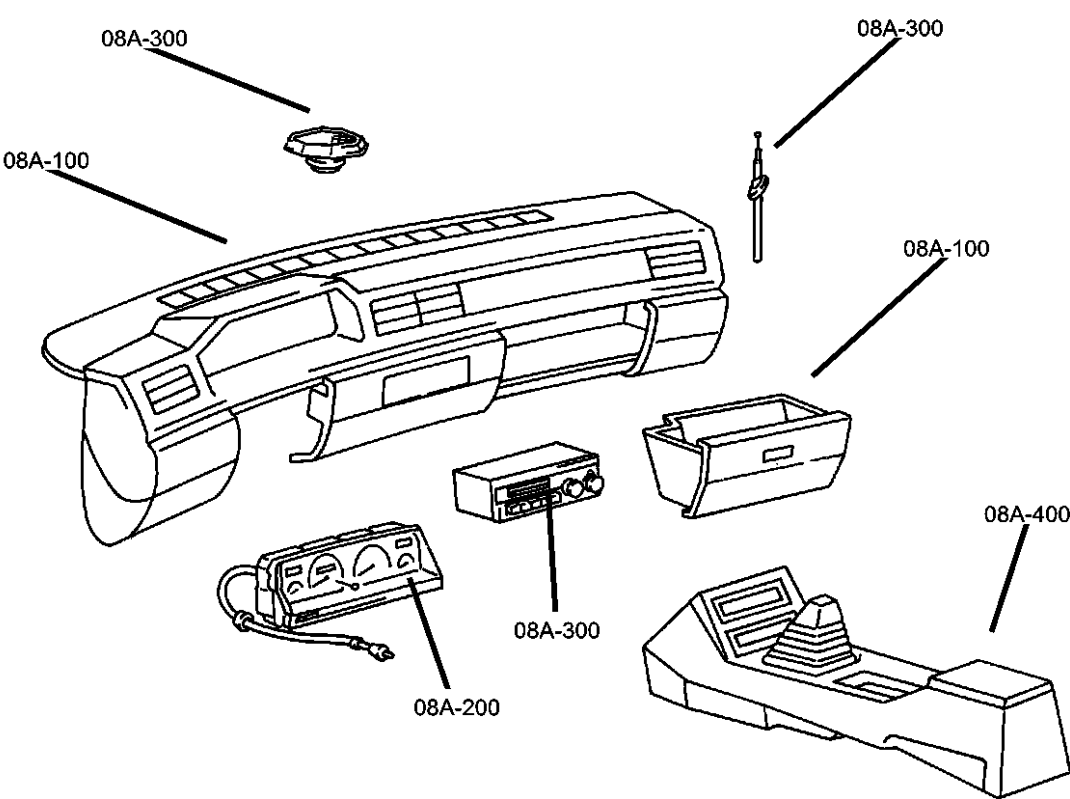
ITEM	PART NUMBER	QTY	LINE	SERIES	BODY	ENGINE	TRANS	TRIM	DESCRIPTION
1	05066840AA	4				EN0	DBB		PLUG, Glow
2	05072674AA	1				EN0	DBB		WIRE, Glow Plug
3	05072674AA	1							MODULE, Glow Plug, (NOT REQUIRED)



AR = use ase required - = Non illustrated part

Group - 08A

Instrument Panel and Radios and Consoles



Group - 08A Instrument Panel and Radios and Consoles

Illustration Title

Group-Fig. No.

Instrument Panel

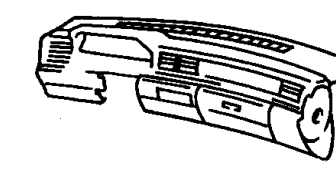

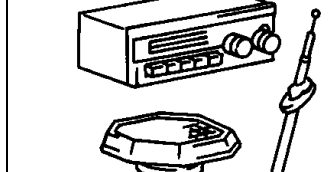
Instrument Panel Fig. 08A - 110

Instrument Panel Cluster

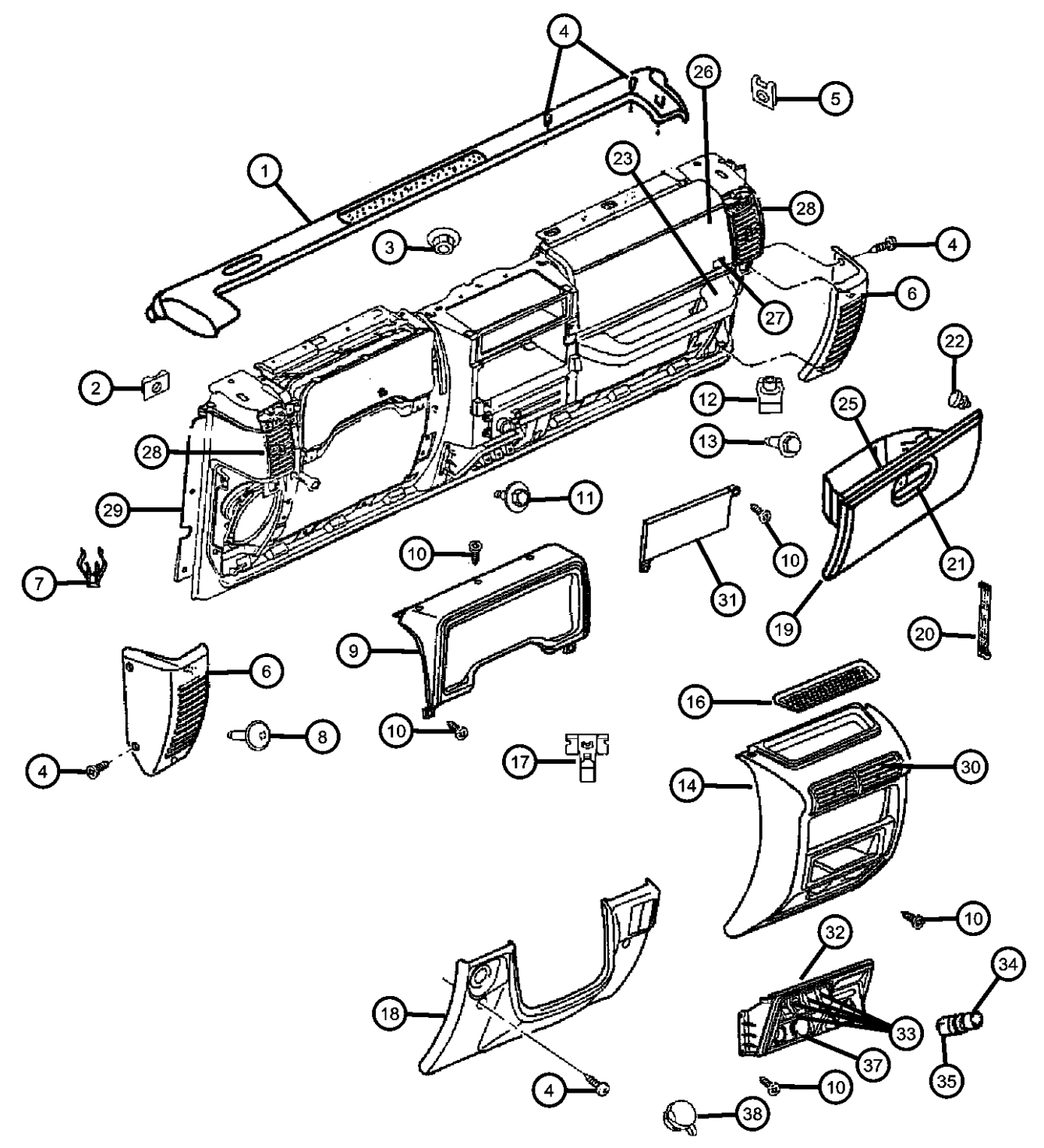
Instrument Cluster..... Fig. 08A - 210

Radio, Antenna, and Speakers

Antenna Cover Fig. 08A - 305

08A-100 Instrument Panel	08A-200 Instrument Panel Cluster	08A-300 Radio, Antenna, and Speakers	
			

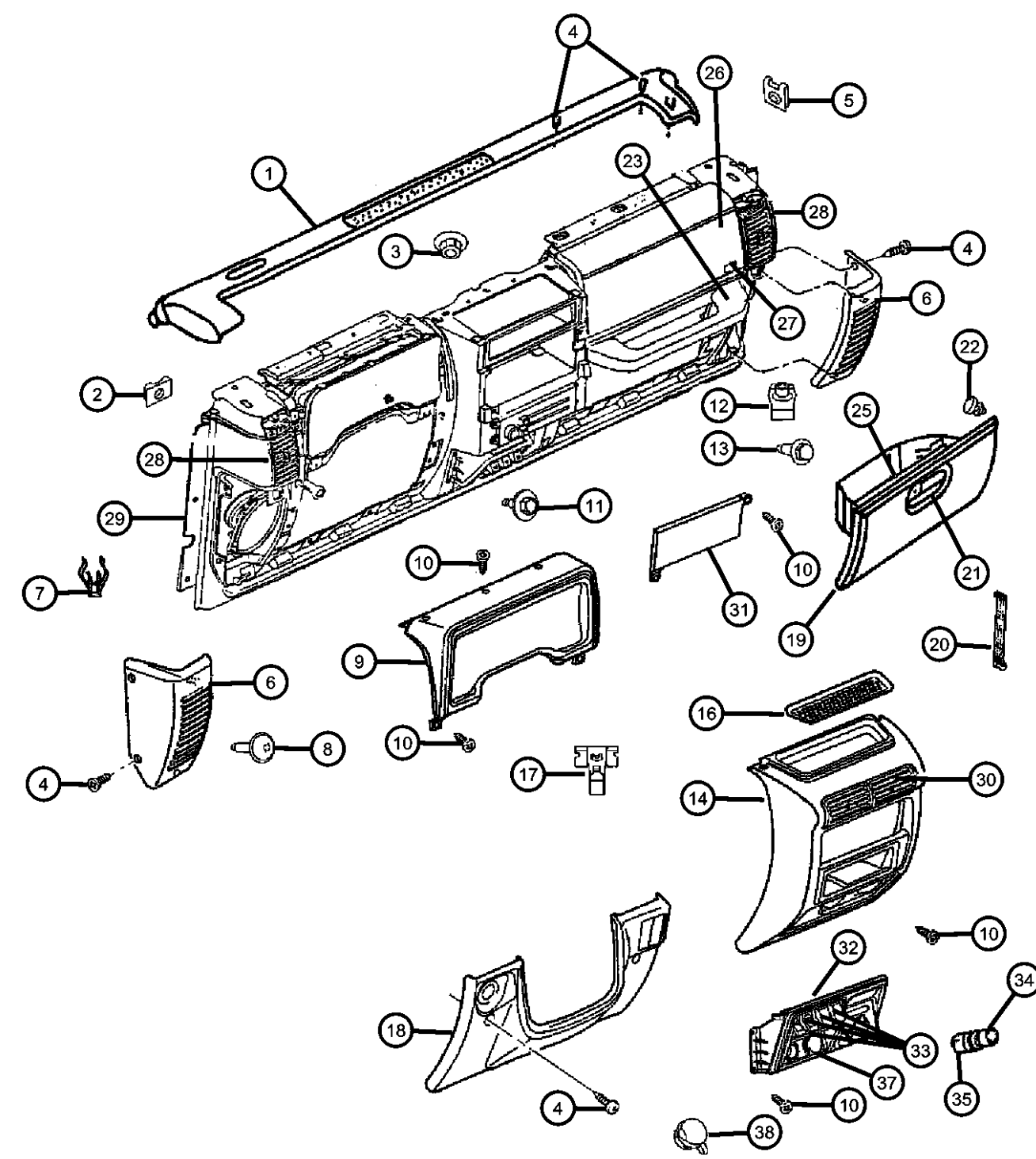
Instrument Panel
Figure 08A-110

ITEM	PART NUMBER	QTY	LINE	SERIES	BODY	ENGINE	TRANS	TRIM	DESCRIPTION																																																																																																																																																																																																																																																																																																																																
<div></div> <div>NOTES: [DBB] = All Manual Transmissions [DG0] = All Automatic Transmissions</div> <table><tr><td>1</td><td>5EU50ZJ3AF</td><td>1</td><td></td><td></td><td></td><td></td><td></td><td></td><td>COVER, Instrument Panel, [J3]</td></tr><tr><td>2</td><td>06506081AA</td><td>6</td><td></td><td></td><td></td><td></td><td></td><td></td><td>NUT, U, M6x1.00 Multi-UNut</td></tr><tr><td>3</td><td>06506081AA</td><td>6</td><td></td><td></td><td></td><td></td><td></td><td></td><td>NUT AND WASHER, M6x1.00, (NOT SERVICED)</td></tr><tr><td>4</td><td>06035369</td><td>4</td><td></td><td></td><td></td><td></td><td></td><td></td><td>SCREW, Piercing, .164-15x1.25, Speaker Bezel to Instrument Panel</td></tr><tr><td>5</td><td>06035638</td><td>6</td><td></td><td></td><td></td><td></td><td></td><td></td><td>NUT/SPRING, "U"1THD, For .164-15 Screw, Duct to instrument panel</td></tr><tr><td>6</td><td></td><td></td><td></td><td></td><td></td><td></td><td></td><td></td><td>BEZEL, Speaker</td></tr><tr><td></td><td>5DP16ZJ3</td><td>1</td><td></td><td></td><td></td><td></td><td></td><td></td><td>[J3], Right</td></tr><tr><td></td><td>5DP17ZJ3</td><td>1</td><td></td><td></td><td></td><td></td><td></td><td></td><td>[J3], Left</td></tr><tr><td>7</td><td>06503175</td><td>5</td><td></td><td></td><td></td><td></td><td></td><td></td><td>CLIP, Quarter Panel, I/Panel, M8.20x17.00</td></tr><tr><td>8</td><td>06507008AA</td><td>6</td><td></td><td></td><td></td><td></td><td></td><td></td><td>SCREW AND WASHER, Truss Head, M6x1x30, M6x1.00x30.00, Instrument Panel To Cowl</td></tr><tr><td>9</td><td>5GW62DX9AB</td><td>1</td><td></td><td></td><td></td><td></td><td></td><td></td><td>BEZEL, Instrument Cluster</td></tr><tr><td>10</td><td></td><td></td><td></td><td></td><td></td><td></td><td></td><td></td><td>SCREW</td></tr><tr><td></td><td>06034949</td><td>3</td><td></td><td></td><td></td><td></td><td></td><td></td><td>Center Bezel To I/P</td></tr><tr><td></td><td></td><td>5</td><td></td><td></td><td></td><td></td><td></td><td></td><td>Cluster Bezel To I/P</td></tr><tr><td>11</td><td>06507008AA</td><td>6</td><td></td><td></td><td></td><td></td><td></td><td></td><td>SCREW AND WASHER, Truss Head, M6x1x30, Instrument panel to body</td></tr><tr><td>12</td><td>06101308</td><td>2</td><td></td><td></td><td></td><td></td><td></td><td></td><td>NUT, U, M6x1</td></tr><tr><td>13</td><td>06101455</td><td>2</td><td></td><td></td><td></td><td></td><td></td><td></td><td>SCREW AND WASHER, Hex Head, M6x1x20</td></tr><tr><td>14</td><td>5HG72DX9AA</td><td>1</td><td></td><td></td><td></td><td></td><td></td><td></td><td>BEZEL, Instrument Panel, Center</td></tr><tr><td>-15</td><td>04731028</td><td>3</td><td></td><td></td><td></td><td></td><td></td><td></td><td>BUMPER, Center Bezel</td></tr><tr><td>16</td><td>55115652</td><td>1</td><td></td><td></td><td></td><td></td><td></td><td></td><td>MAT, Instrument Panel, Center Tray Rubber Insert</td></tr><tr><td>17</td><td>04524342</td><td>2</td><td></td><td></td><td></td><td></td><td></td><td></td><td>CLIPSpeaker</td></tr><tr><td>18</td><td>5GV99ZJ3AA</td><td>1</td><td></td><td></td><td></td><td></td><td></td><td></td><td>COVER, Instrument Panel, Steering Column Opening</td></tr><tr><td>19</td><td>5DP56ZJ3AD</td><td>1</td><td></td><td></td><td></td><td></td><td></td><td></td><td>GLOVE BOX, Instrument Panel, [J3]</td></tr><tr><td>20</td><td>55037355</td><td>1</td><td></td><td></td><td></td><td></td><td></td><td></td><td>STRAP, Glove Box Door Stop</td></tr><tr><td>21</td><td>5EM28ZJ3</td><td>1</td><td></td><td></td><td></td><td></td><td></td><td></td><td>LATCH, Glovebox, [J3]</td></tr><tr><td>22</td><td>55037225</td><td>2</td><td></td><td></td><td></td><td></td><td></td><td></td><td>BUMPER, Glove Box Door</td></tr><tr><td>23</td><td>5DP52ZJ3</td><td>1</td><td></td><td></td><td></td><td></td><td></td><td></td><td>HANDLE, Grab, I/Panel</td></tr><tr><td>-24</td><td>5EE11ZJ3</td><td>1</td><td></td><td></td><td></td><td></td><td></td><td></td><td>HANDLE, Grab, Bezel Only</td></tr><tr><td>25</td><td>55115170</td><td>1</td><td></td><td></td><td></td><td></td><td></td><td></td><td>STRIKER, Glove Box Door Latch</td></tr><tr><td>26</td><td>55115170</td><td>1</td><td></td><td></td><td></td><td></td><td></td><td></td><td>AIR BAG, Passenger, (NOT REQUIRED)</td></tr><tr><td>27</td><td>5JH16ZJ3AB</td><td>1</td><td></td><td></td><td></td><td></td><td></td><td></td><td>DOOR, Passenger Air Bag</td></tr><tr><td>28</td><td></td><td></td><td></td><td></td><td></td><td></td><td></td><td></td><td>OUTLET, Air Conditioning & Heater</td></tr></table>										1	5EU50ZJ3AF	1							COVER, Instrument Panel, [J3]	2	06506081AA	6							NUT, U, M6x1.00 Multi-UNut	3	06506081AA	6							NUT AND WASHER, M6x1.00, (NOT SERVICED)	4	06035369	4							SCREW, Piercing, .164-15x1.25, Speaker Bezel to Instrument Panel	5	06035638	6							NUT/SPRING, "U"1THD, For .164-15 Screw, Duct to instrument panel	6									BEZEL, Speaker		5DP16ZJ3	1							[J3], Right		5DP17ZJ3	1							[J3], Left	7	06503175	5							CLIP, Quarter Panel, I/Panel, M8.20x17.00	8	06507008AA	6							SCREW AND WASHER, Truss Head, M6x1x30, M6x1.00x30.00, Instrument Panel To Cowl	9	5GW62DX9AB	1							BEZEL, Instrument Cluster	10									SCREW		06034949	3							Center Bezel To I/P			5							Cluster Bezel To I/P	11	06507008AA	6							SCREW AND WASHER, Truss Head, M6x1x30, Instrument panel to body	12	06101308	2							NUT, U, M6x1	13	06101455	2							SCREW AND WASHER, Hex Head, M6x1x20	14	5HG72DX9AA	1							BEZEL, Instrument Panel, Center	-15	04731028	3							BUMPER, Center Bezel	16	55115652	1							MAT, Instrument Panel, Center Tray Rubber Insert	17	04524342	2							CLIPSpeaker	18	5GV99ZJ3AA	1							COVER, Instrument Panel, Steering Column Opening	19	5DP56ZJ3AD	1							GLOVE BOX, Instrument Panel, [J3]	20	55037355	1							STRAP, Glove Box Door Stop	21	5EM28ZJ3	1							LATCH, Glovebox, [J3]	22	55037225	2							BUMPER, Glove Box Door	23	5DP52ZJ3	1							HANDLE, Grab, I/Panel	-24	5EE11ZJ3	1							HANDLE, Grab, Bezel Only	25	55115170	1							STRIKER, Glove Box Door Latch	26	55115170	1							AIR BAG, Passenger, (NOT REQUIRED)	27	5JH16ZJ3AB	1							DOOR, Passenger Air Bag	28									OUTLET, Air Conditioning & Heater
1	5EU50ZJ3AF	1							COVER, Instrument Panel, [J3]																																																																																																																																																																																																																																																																																																																																
2	06506081AA	6							NUT, U, M6x1.00 Multi-UNut																																																																																																																																																																																																																																																																																																																																
3	06506081AA	6							NUT AND WASHER, M6x1.00, (NOT SERVICED)																																																																																																																																																																																																																																																																																																																																
4	06035369	4							SCREW, Piercing, .164-15x1.25, Speaker Bezel to Instrument Panel																																																																																																																																																																																																																																																																																																																																
5	06035638	6							NUT/SPRING, "U"1THD, For .164-15 Screw, Duct to instrument panel																																																																																																																																																																																																																																																																																																																																
6									BEZEL, Speaker																																																																																																																																																																																																																																																																																																																																
	5DP16ZJ3	1							[J3], Right																																																																																																																																																																																																																																																																																																																																
	5DP17ZJ3	1							[J3], Left																																																																																																																																																																																																																																																																																																																																
7	06503175	5							CLIP, Quarter Panel, I/Panel, M8.20x17.00																																																																																																																																																																																																																																																																																																																																
8	06507008AA	6							SCREW AND WASHER, Truss Head, M6x1x30, M6x1.00x30.00, Instrument Panel To Cowl																																																																																																																																																																																																																																																																																																																																
9	5GW62DX9AB	1							BEZEL, Instrument Cluster																																																																																																																																																																																																																																																																																																																																
10									SCREW																																																																																																																																																																																																																																																																																																																																
	06034949	3							Center Bezel To I/P																																																																																																																																																																																																																																																																																																																																
		5							Cluster Bezel To I/P																																																																																																																																																																																																																																																																																																																																
11	06507008AA	6							SCREW AND WASHER, Truss Head, M6x1x30, Instrument panel to body																																																																																																																																																																																																																																																																																																																																
12	06101308	2							NUT, U, M6x1																																																																																																																																																																																																																																																																																																																																
13	06101455	2							SCREW AND WASHER, Hex Head, M6x1x20																																																																																																																																																																																																																																																																																																																																
14	5HG72DX9AA	1							BEZEL, Instrument Panel, Center																																																																																																																																																																																																																																																																																																																																
-15	04731028	3							BUMPER, Center Bezel																																																																																																																																																																																																																																																																																																																																
16	55115652	1							MAT, Instrument Panel, Center Tray Rubber Insert																																																																																																																																																																																																																																																																																																																																
17	04524342	2							CLIPSpeaker																																																																																																																																																																																																																																																																																																																																
18	5GV99ZJ3AA	1							COVER, Instrument Panel, Steering Column Opening																																																																																																																																																																																																																																																																																																																																
19	5DP56ZJ3AD	1							GLOVE BOX, Instrument Panel, [J3]																																																																																																																																																																																																																																																																																																																																
20	55037355	1							STRAP, Glove Box Door Stop																																																																																																																																																																																																																																																																																																																																
21	5EM28ZJ3	1							LATCH, Glovebox, [J3]																																																																																																																																																																																																																																																																																																																																
22	55037225	2							BUMPER, Glove Box Door																																																																																																																																																																																																																																																																																																																																
23	5DP52ZJ3	1							HANDLE, Grab, I/Panel																																																																																																																																																																																																																																																																																																																																
-24	5EE11ZJ3	1							HANDLE, Grab, Bezel Only																																																																																																																																																																																																																																																																																																																																
25	55115170	1							STRIKER, Glove Box Door Latch																																																																																																																																																																																																																																																																																																																																
26	55115170	1							AIR BAG, Passenger, (NOT REQUIRED)																																																																																																																																																																																																																																																																																																																																
27	5JH16ZJ3AB	1							DOOR, Passenger Air Bag																																																																																																																																																																																																																																																																																																																																
28									OUTLET, Air Conditioning & Heater																																																																																																																																																																																																																																																																																																																																

AR = use ase required - = Non illustrated part

Instrument Panel
Figure 08A-110

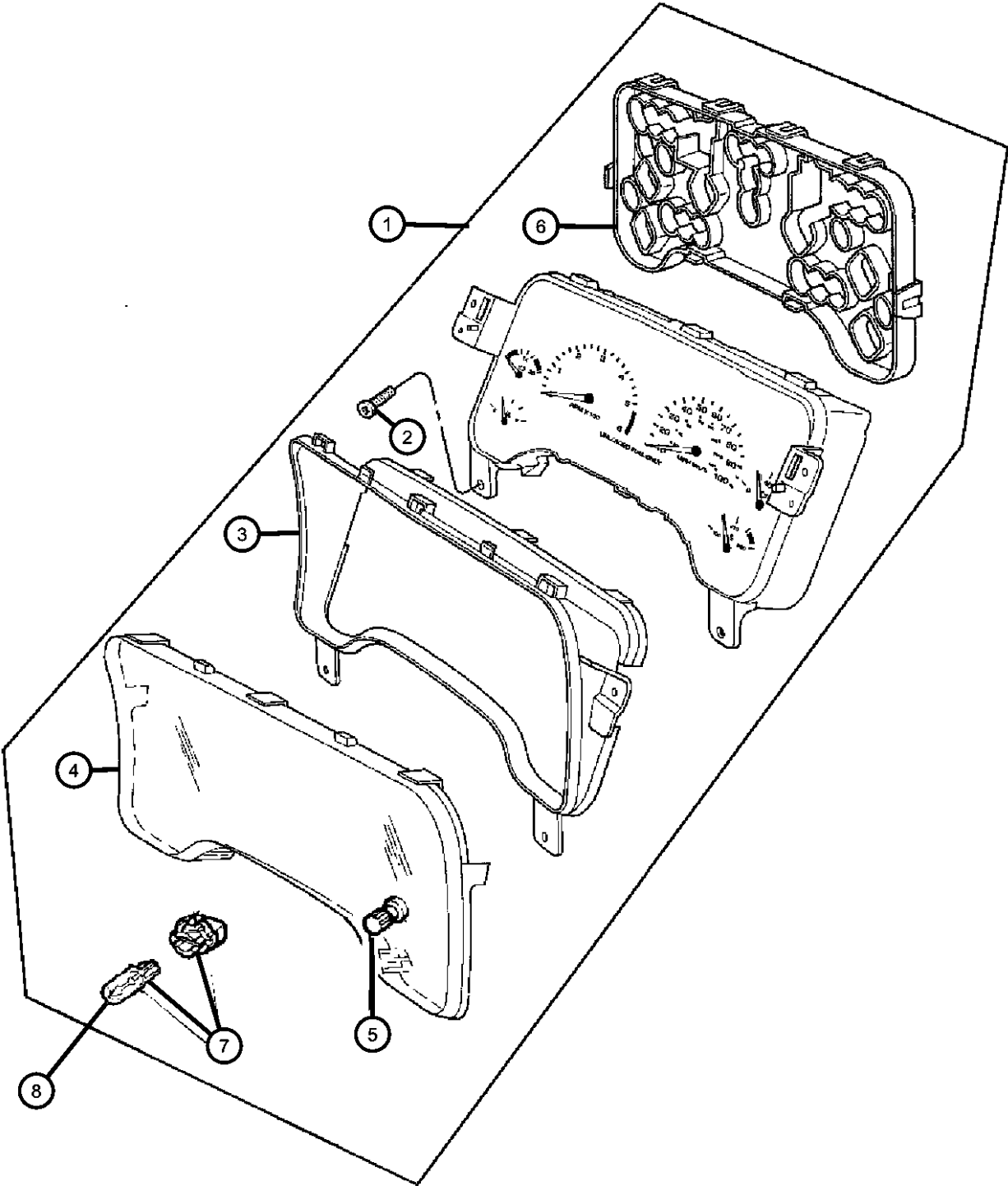
ITEM	PART NUMBER	QTY	LINE	SERIES	BODY	ENGINE	TRANS	TRIM	DESCRIPTION
------	-------------	-----	------	--------	------	--------	-------	------	-------------



	5DP54ZJ3	1							Right
	5DP55ZJ3	1							Left
29	5HG71ZJ3AB	1							PANEL, Instrument
30	5FS10DX9	2							OUTLET, Air Conditioning & HeaterCenter
31	5FS10DX9	2							COVER, Radio Opening, (NOT SERVICED)
32	56047071AC	1					DBB		BEZEL, Cigar Lighter, 4 Switch Plugs, Cigar and Power Outlet with Socket/Cap Included
33									PLUG, Switch Opening
	56007285AB	1					DBB		Overdrive lockout
	56007329	1					DBB		Heated rear window
	56007330	1					DBB		Rear wiper washer
	56047065AA	1					DBB		Axle lock
34	56047065AA	1							KNOB AND ELEMENT, Cigar Lighter, (NOT REQUIRED),
35	04685590	1					DBB		BASE, Cigar Lighter
-36	04793555	2					DBB		RING, Cigar Lighter Mounting
37	04793554AB	1					DBB		POWER OUTLET
38	04685666AB	1					DBB		CAP, Power Outlet
-39	56008852	1							CAP, Cigar Lighter

AR = use ase required - = Non illustrated part

Instrument Cluster
Figure 08A-210

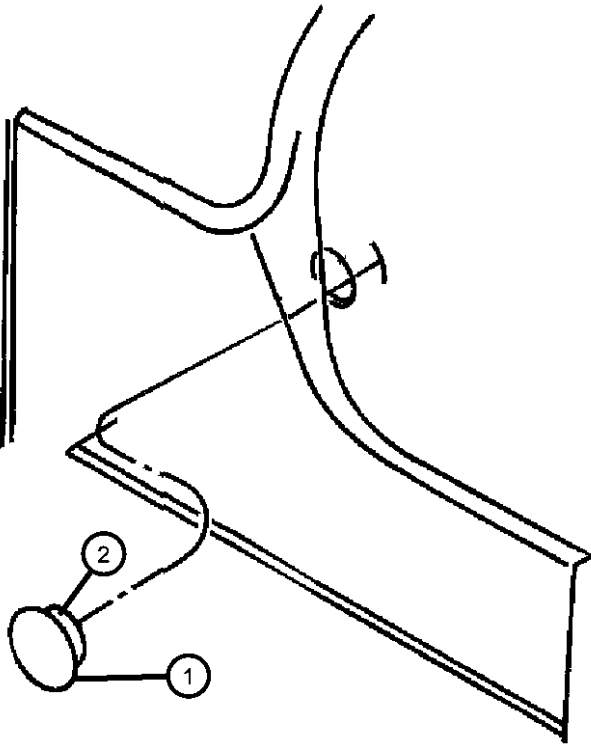


ITEM	PART NUMBER	QTY	LINE	SERIES	BODY	ENGINE	TRANS	TRIM	DESCRIPTION
1									CLUSTER
	56010679AC	1				ER0			
	56052545AB	1				EN0			
2	06034949	5							SCREW
3									MASK, Instrument Cluster
	04874344	1				ER0			
		1				EN0			
4									LENS, Cluster
	04874345	1				ER0			
		1				EN0			
5									GROMMET, Speedometer Trip Reset
	04874346	1				ER0			
		1				EN0			
6		1							COVER, Cluster, Serviced in Assembly Only, (NOT SERVICED)
7									BULB AND SOCKET
	04874349	5				ER0			
		5				EN0			
8									BULB, PC74
	L000PC74	1				ER0			
		1				EN0			

AR = use ase required - = Non illustrated part

Antenna Cover
Figure 08A-305

ITEM	PART NUMBER	QTY	LINE	SERIES	BODY	ENGINE	TRANS	TRIM	DESCRIPTION
1	56008929	1							PLUG, Antenna Hole, Fender
2	04373728	1							PLUG, Antenna hole to cowl



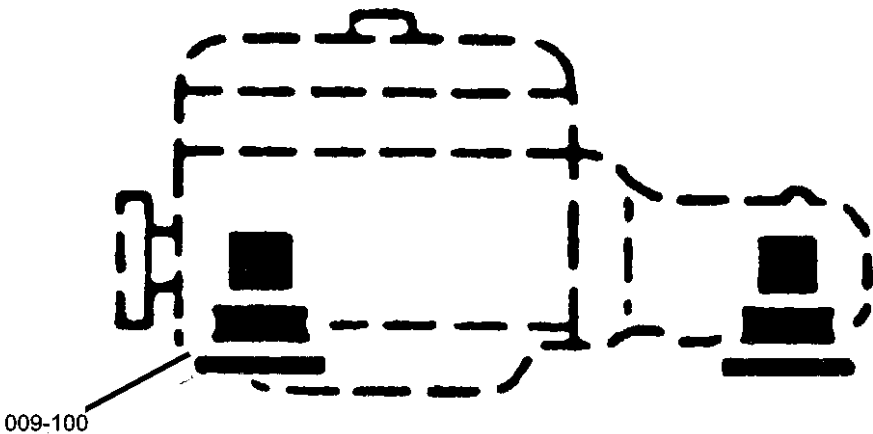
AR = use ase required - = Non illustrated part

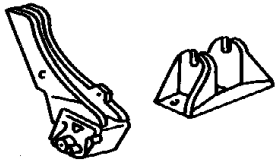
Group - 9

Engine Mounting

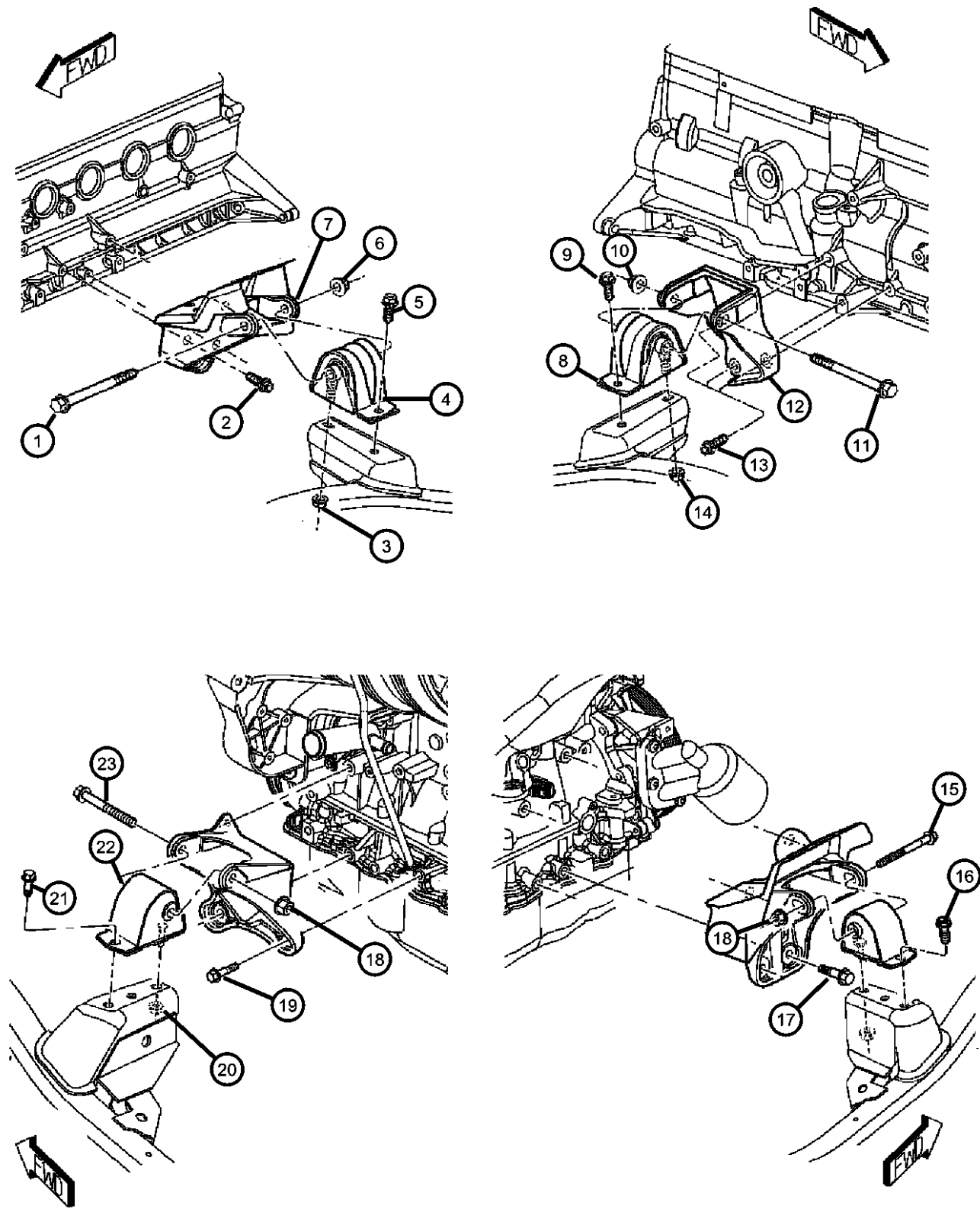
Group - 9 Engine Mounting

Illustration Title	Group-Fig. No.
Engine Mounting	
Engine Mounting	Fig. 9 - 110
Transmission Mounting	Fig. 9 - 120



<div><div>009-100</div><div>Engine Mounting</div><div></div></div>			
--	--	--	--

Engine Mounting
Figure 9-110



ITEM	PART NUMBER	QTY	LINE	SERIES	BODY	ENGINE	TRANS	TRIM	DESCRIPTION
Note: Sales Codes:									
1	34202606	2				ER0			BOLT, Hex Head
2	06503699	6				ER0			SCREW AND WASHER, Hex Head, M10x1.5x28
3	06502696	2							NUT, Hex Flange Lock, M10x1.5
4	52019278AD	2				ER0			INSULATOR, Engine Mount
5	06502137	2							BOLT, Hex Flange Head, M10x1.50x35
6	06502697	2							NUT, Hex Flange Lock, M12x1.75
7	52059285AB	1				ER0			BRACKET, Engine Mount
8	52019278AD	2				ER0			INSULATOR, Engine Mount
9	06502137	2							BOLT, Hex Flange Head, M10x1.50x35
10	06502697	2							NUT, Hex Flange Lock, M12x1.75
11	34202606	2				ER0			BOLT, Hex Head
12	52059284AC	1				ER0			BRACKET, Engine Mount
13	06503699	6				ER0			SCREW AND WASHER, Hex Head, M10x1.5x28
14	06502696	2							NUT, Hex Flange Lock, M10x1.5
15									BOLT, Hex Head
	34202606	2				ER0			
		2				EN0			
16	06502137	2							BOLT, Hex Flange Head, M10x1.50x35
17									SCREW AND WASHER, Hex Head, M10x1.5x28
	06503699	6				ER0			
		8				EN0			
18	06502697	2							NUT, Hex Flange Lock, M12x1.75
19									SCREW AND WASHER, Hex Head, M10x1.5x28
	06503699	6				ER0			
		8				EN0			
20	06502696	2							NUT, Hex Flange Lock, M10x1.5
21	06502137	2							BOLT, Hex Flange Head, M10x1.50x35
22									INSULATOR, Engine Mount
	52019278AD	2				ER0			
	52059200AD	1				EN0			Right
	52059201AE	1				EN0			Left
23									BOLT, Hex Head
	34202606	2				ER0			
		2				EN0			

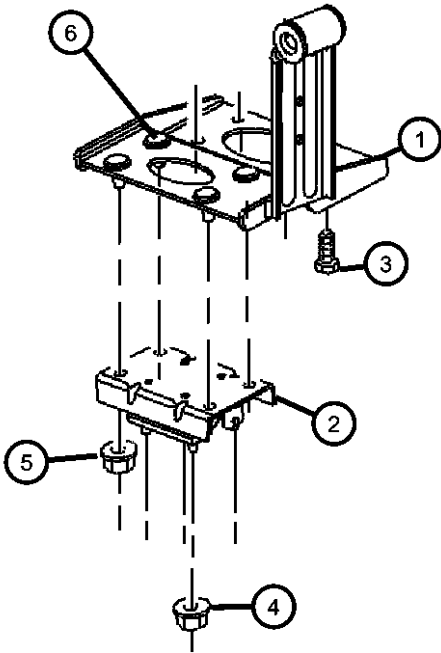
AR = use ase required - = Non illustrated part

Transmission Mounting
Figure 9-120

ITEM	PART NUMBER	QTY	LINE	SERIES	BODY	ENGINE	TRANS	TRIM	DESCRIPTION
------	----------------	-----	------	--------	------	--------	-------	------	-------------

Note: Sales Codes:
[DD0] = All 5 Speed Manual Transmissions
[EN0] = 2.8L 4/5 Cylinder Turbo Diesel

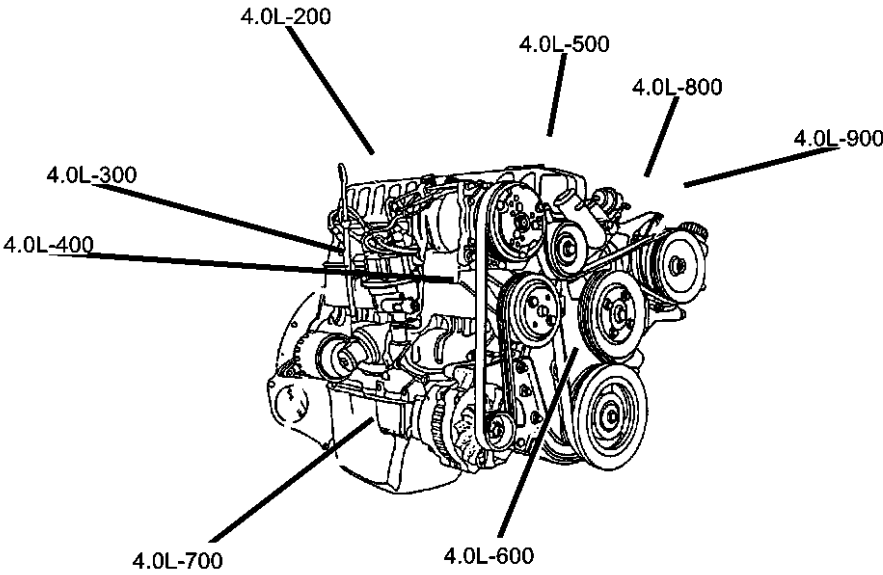
1	56052504AA	1				EN0			BRACKET, Transmission Mount
2	52058551AB	1							MOUNT, Transmission
3	52058551AB	1							SCREW, [.437-14x1.12], (NOT SERVICED)
4	06100517	4							NUT, Hex Flange Lock
5	06502337	4							NUT, M10x1.5
6	06506477AA	4				EN0			BOLT



AR = use ase required - = Non illustrated part

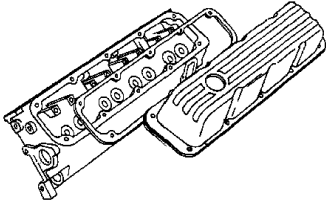
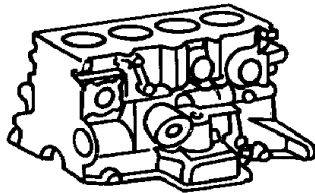

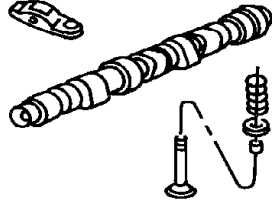
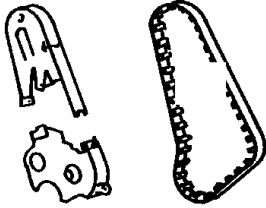

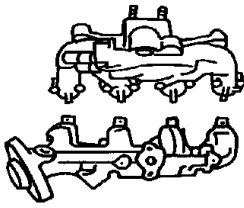
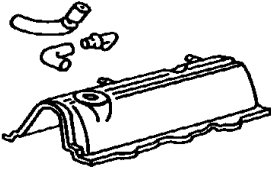
Group - 4.0L

Engine 4.0L Six Cylinder



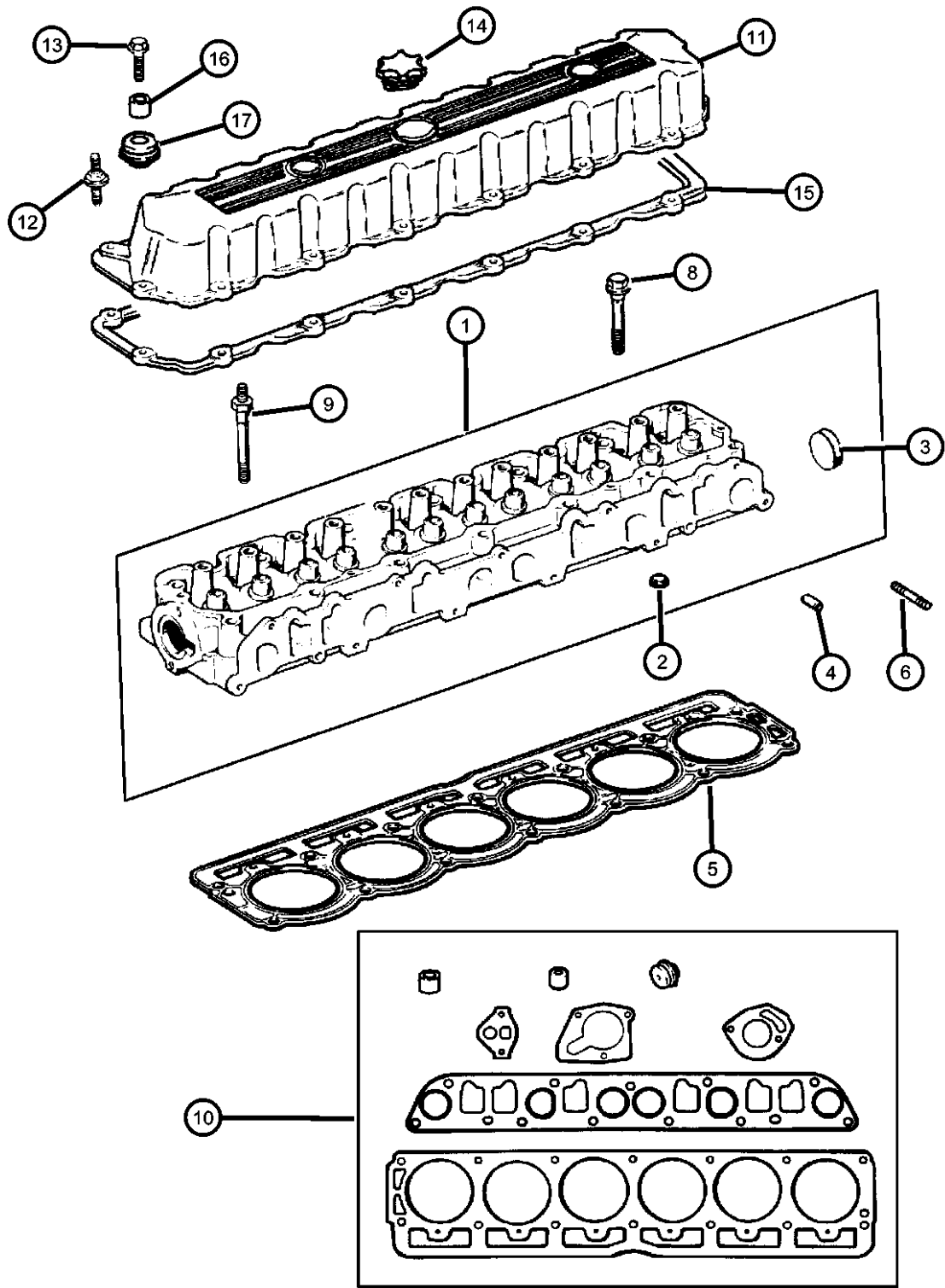
Group - 4.0L Engine 4.0L Six Cylinder

Illustration Title	Group-Fig. No.
Cylinder Head Cylinder Head, 4.0L (ERH)	Fig. 4.0L - 210
Cylinder Block Cylinder Block, 4.0L (ERH)	Fig. 4.0L - 310
Crankshaft, Piston and Torque Converter Crankshaft, Piston and Torque Converter, 4.0L (ERH)	Fig. 4.0L - 410
Camshafts & Valves Camshaft and Valves, 4.0L (ERH)	Fig. 4.0L - 510
Timing Belt and Cover Timing Cover, 4.0L (ERH)	Fig. 4.0L - 610
Engine Oiling Engine Oiling, 4.0L (ERH)	Fig. 4.0L - 710
Manifolds Manifold, Intake and Exhaust	Fig. 4.0L - 810
Crankcase Ventilation Crankcase Ventilation, 4.0L [ERH]	Fig. 4.0L - 910

4.0L-200 Cylinder Head 	4.0L-300 Cylinder Block 	4.0L-400 Crankshaft, Piston and Torque Converter 	4.0L-500 Camshafts & Valves 
4.0L-600 Timing Belt and Cover 	4.0L-700 Engine Oiling 	4.0L-800 Manifolds 	4.0L-900 Crankcase Ventilation 

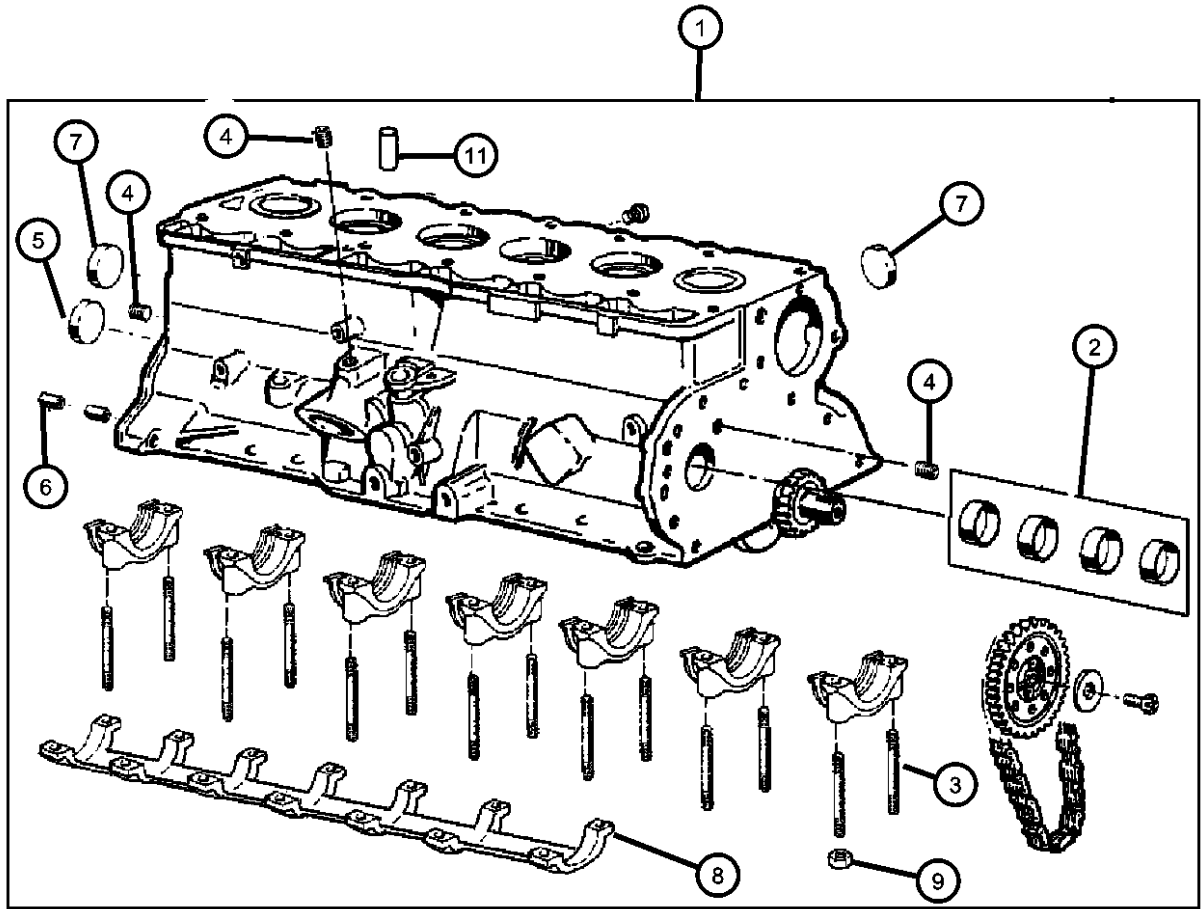
Cylinder Head, 4.0L (ERH)
Figure 4.0L-210

ITEM	PART NUMBER	QTY	LINE	SERIES	BODY	ENGINE	TRANS	TRIM	DESCRIPTION
NOTE: SALES CODES: [ER0] = All 4.0L 6 Cylinder Gas Engines [DBB] = All Manual Transmissions [DG0] = All Automatic Transmissions									
1	53010334	1				ER0			HEAD, Cylinder
2	J4007434	4				ER0			PLUG, Cylinder Block Oil Hole
3	J3105394	1				ER0			PLUG, Cylinder Block Oil Hole
4	J3172318	2				ER0			DOWEL, Cylinder Head To Intake
5	53010587AA	1				ER0			GASKET, Cylinder Head
6	06036193AA	2				ER0			STUD, .375-16/.375-24x1.75
-7	06036162AA	1				ER0			STUD, Double Ended, [.500-13/.437-14x6.00]
8									BOLT, Cylinder Head
	06035514	5				ER0			
	06035515	2				ER0			
9	06035516	6				ER0			STUD, Double Ended, .50-13/.437-14x6.00
10	05012365AC	1				ER0			GASKET PACKAGE, Engine Upper
11	53020323	1				ER0			COVER, Cylinder Head
12	06035968AA	3				ER0			STUD, .250-20x2.00
13	06035566	12				ER0			BOLT, Hex Flange Head, .250-20x1.00
14	53010654AA	1				ER0			CAP, Oil Filler
15	53020758AC	1				ER0			GASKET, Valve Cover
16	53020598AB	15				ER0			SLEEVE, Torque Limiter
17	53010424	15				ER0			GROMMET, Insulator



AR = use ase required - = Non illustrated part

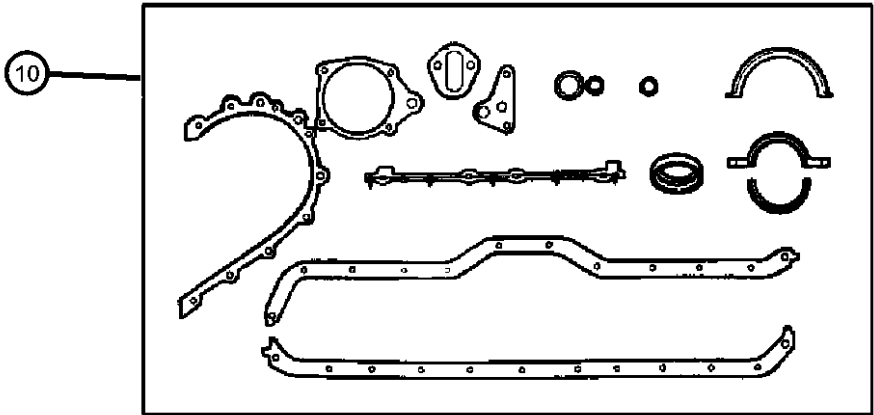
Cylinder Block, 4.0L (ERH)
Figure 4.0L-310



ITEM	PART NUMBER	QTY	LINE	SERIES	BODY	ENGINE	TRANS	TRIM	DESCRIPTION
------	-------------	-----	------	--------	------	--------	-------	------	-------------

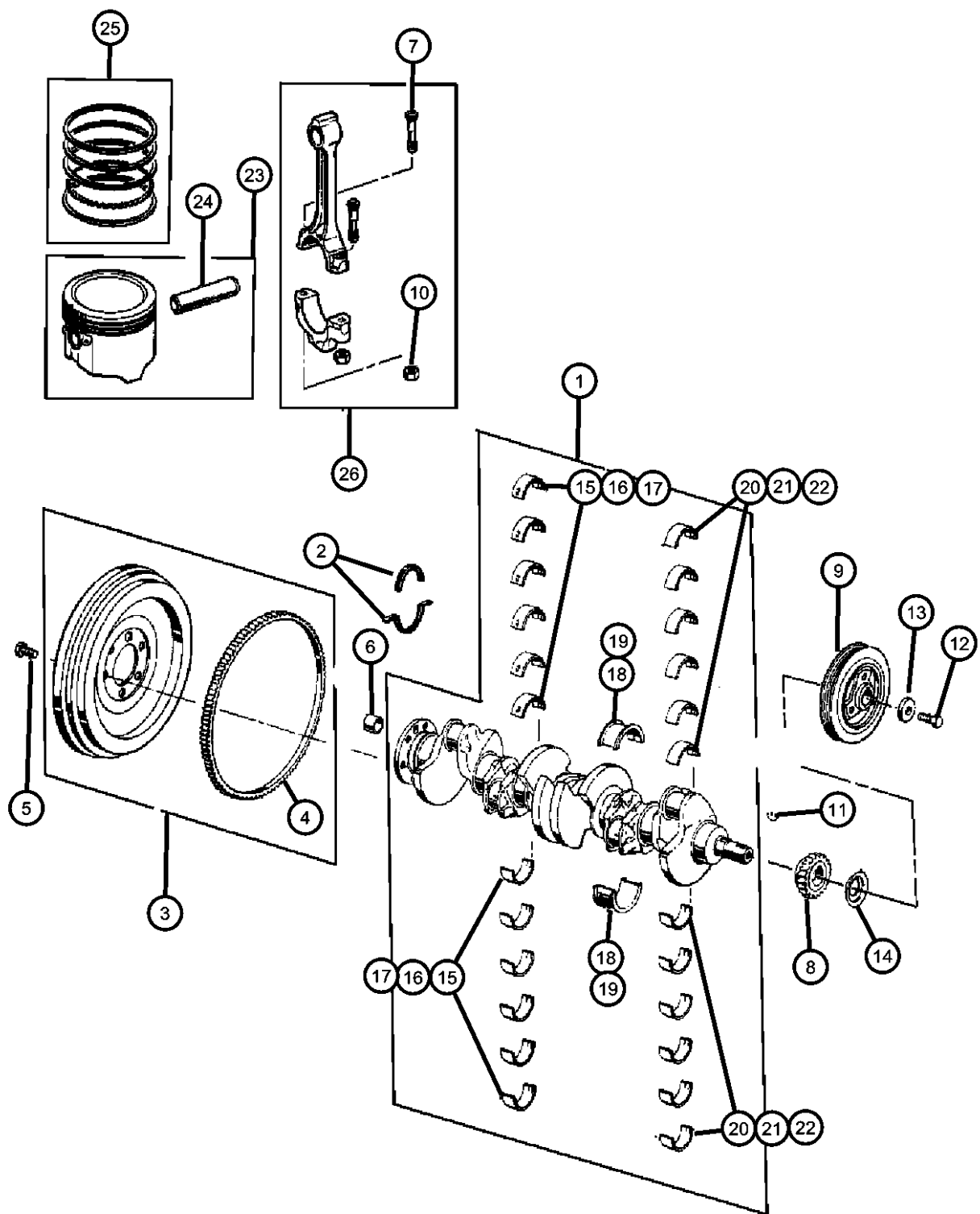
NOTE: Short Block contains: Crank, Rods, Pistons, Rings, Cam Bearings, Timing Chain, Sprockets
Sales Codes:
[ER0] = All 4.0L 6 Cylinder Gas Engines

1	05013161AD R2640492AA U2640492AA	1				ER0			BLOCK, Short, See Note Mopar Reman Long Block 99-04(WJ), 00-04(TJ) Core Part
2	04636985AC	1				ER0			BEARING KIT, Camshaft, Standard
3	06035207	14				ER0			STUD, .500-13/.375-16x3.97
4	06034166	3				ER0			PLUG, Cylinder Block Oil Hole
5	J3172313	1				ER0			PLUG, Camshaft
6	J4005148	2				ER0			DOWEL, Transmission
7	J3105394	6				ER0			PLUG, Cylinder Block Oil Hole, Water Jacket
8	53020566	1				ER0			BRACE, Main Bearing Cap
9	00152474	14				ER0			NUT, Hex Flange Lock, .375-16
10	05017432AB	1				ER0			GASKET PACKAGE, Engine Lower
11	00141215	2				ER0			DOWEL, .312 x .500
-12	53020465	1				ER0			PLUG, Cylinder Block, Rubber Style Plug



AR = use ase required - = Non illustrated part

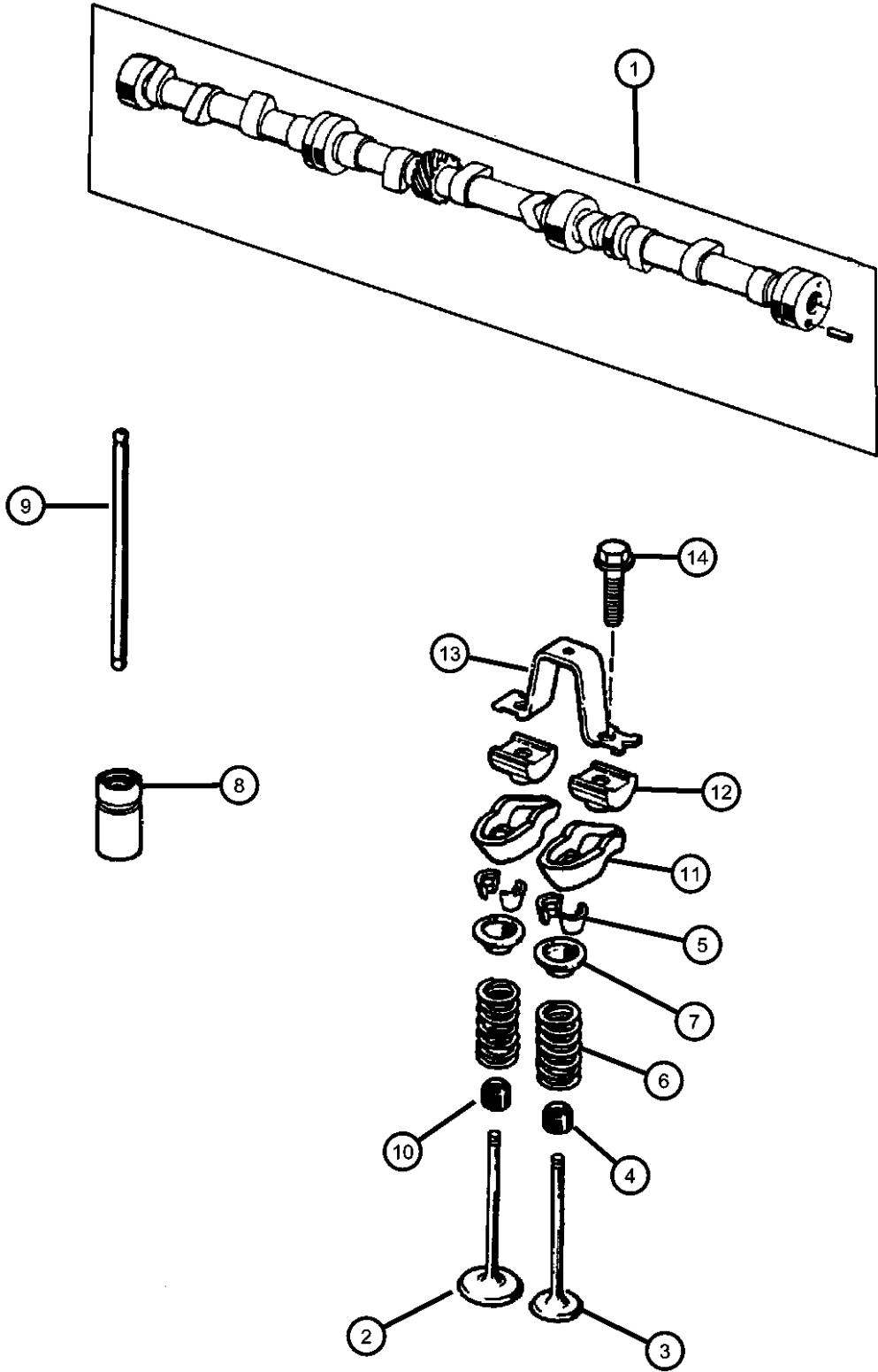
Crankshaft, Piston and Torque Converter, 4.0L (ERH)
Figure 4.0L-410



ITEM	PART NUMBER	QTY	LINE	SERIES	BODY	ENGINE	TRANS	TRIM	DESCRIPTION
NOTE: SALES CODES: [ER0] = All 4.0L 6 Cylinder Gas Engines [DBB] = All Manual Transmissions [DG0] = All Automatic Transmissions									
1	04864726AD	1				ER0			CRANKSHAFT
2	05018594AB	2				ER0			SEAL PACKAGE, Crankshaft
3	53020519AB	1				ER0	DBB		FLYWHEEL
4	J3179741	1				ER0	DBB		GEAR, Ring
5	J3170524	6				ER0	DBB		BOLT, Flywheel
6	53009180AB	1				ER0	DBB		BEARING, Pilot, Sleeve and Bearing
7	53020123	12				ER0			BOLT, Connecting Rod
8	53020443	1				ER0			GEAR, Crankshaft
9	33002920AC	1				ER0			DAMPER, Crankshaft
10	J4006385	12				ER0			NUT, Hex Flange, .3437-24
11	06034749	1				ER0			KEY, Crankshaft Sprocket
12	00182776	1				ER0			BOLT
13	J3230155	1				ER0			WASHER, Plain
14	J3230155	1							SLINGER, Oil, (NOT REQUIRED)
15	83507079AB	6				ER0			BEARING KIT, Crankshaft, Standard
16	83507080AB	AR				ER0			BEARING KIT, Crankshaft, .001 undersize
17	83507081AB	AR				ER0	DBB		BEARING KIT, Crankshaft, .002" U/S
18	83507084AB	1				ER0			BEARING KIT, Crankshaft Thrust, Std
19	83507086AB	AR				ER0			BEARING KIT, Crankshaft Thrust, .001" Undersize
20	83500300AC	12				ER0			BEARING KIT, Connecting Rod, Standard
21	83501397AC	AR				ER0			BEARING KIT, Connecting Rod, .001 Undersize
22	83500301AC	AR				ER0			BEARING KIT, Connecting Rod, .010 Undersize
23									PISTON PIN AND ROD
	04798329AC	6				ER0			B Size, 3.872
	04798330AC	6				ER0			C Size, 3.8746
	04798331AC	6				ER0			D Size, 3.8750
	04798332AC	6				ER0			E Size, 3.8754
	04798333AC	6				ER0			F Size, 3.8758
24	04798333AC	6							PIN, Piston, Serviced in Piston Assembly, (NOT SERVICED),
25	04798878	1				ER0			RING PACKAGE, Piston, Standard
26	04798878	1							Size Complete Engine ROD, Connecting, Serviced in Piston Assembly, (NOT SERVICED)

AR = use ase required - = Non illustrated part

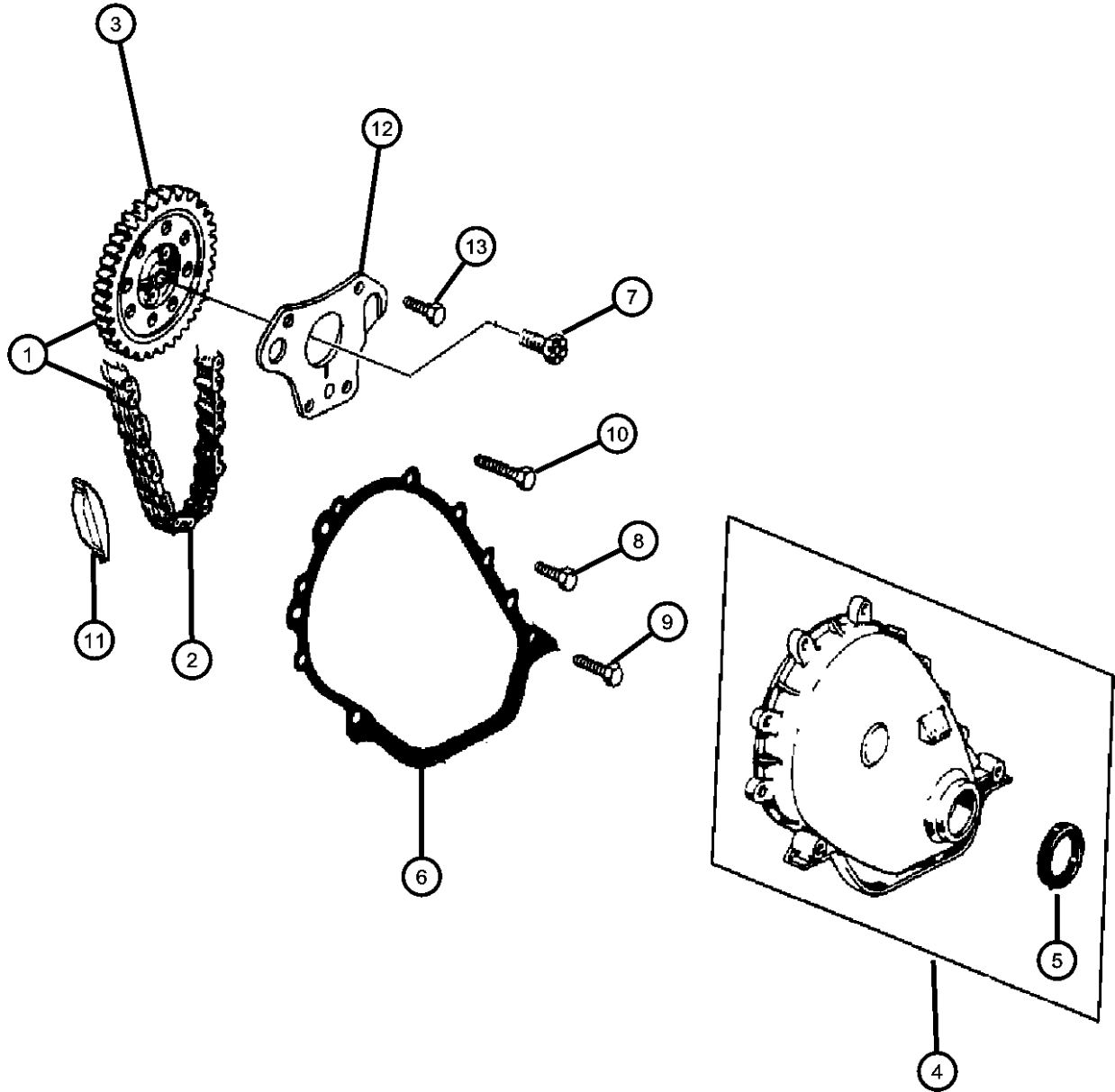
Camshaft and Valves, 4.0L (ERH)
Figure 4.0L-510



ITEM	PART NUMBER	QTY	LINE	SERIES	BODY	ENGINE	TRANS	TRIM	DESCRIPTION
NOTE: SALES CODES: [ER0] = All 4.0L 6 Cylinder Gas Engines [DBB] = All Manual Transmissions [DG0] = All Automatic Transmissions									
1	53010448AA	1				ER0			CAMSHAFT
2	53010512AA	6				ER0			VALVE, Intake, Standard
3	53010513AA	6				ER0			VALVE, Exhaust, Standard
4	53009887	6				ER0			SEAL, Valve GuideExhaust
5	53010515AA	24				ER0			LOCK, Valve Spring Retainer
6	53010388	12				ER0			SPRING, Valve
7	53010514AA	12				ER0			RETAINER, Valve Spring
8	53010574AB	12				ER0			TAPPET, Valve
9	33002986	12				ER0			PUSH ROD, Valve
10	53009886	6				ER0			SEAL, Valve GuideIntake
11	J3242393	12				ER0			ROCKER ARM, Valve
12	J3235090	12				ER0			PIVOT, Rocker Arm
13	J3236513	6				ER0			BRIDGE, Rocker Arm
14	J9425708	12				ER0			BOLT, Hex Flange Head, .312-18x1.25

AR = use ase required - = Non illustrated part

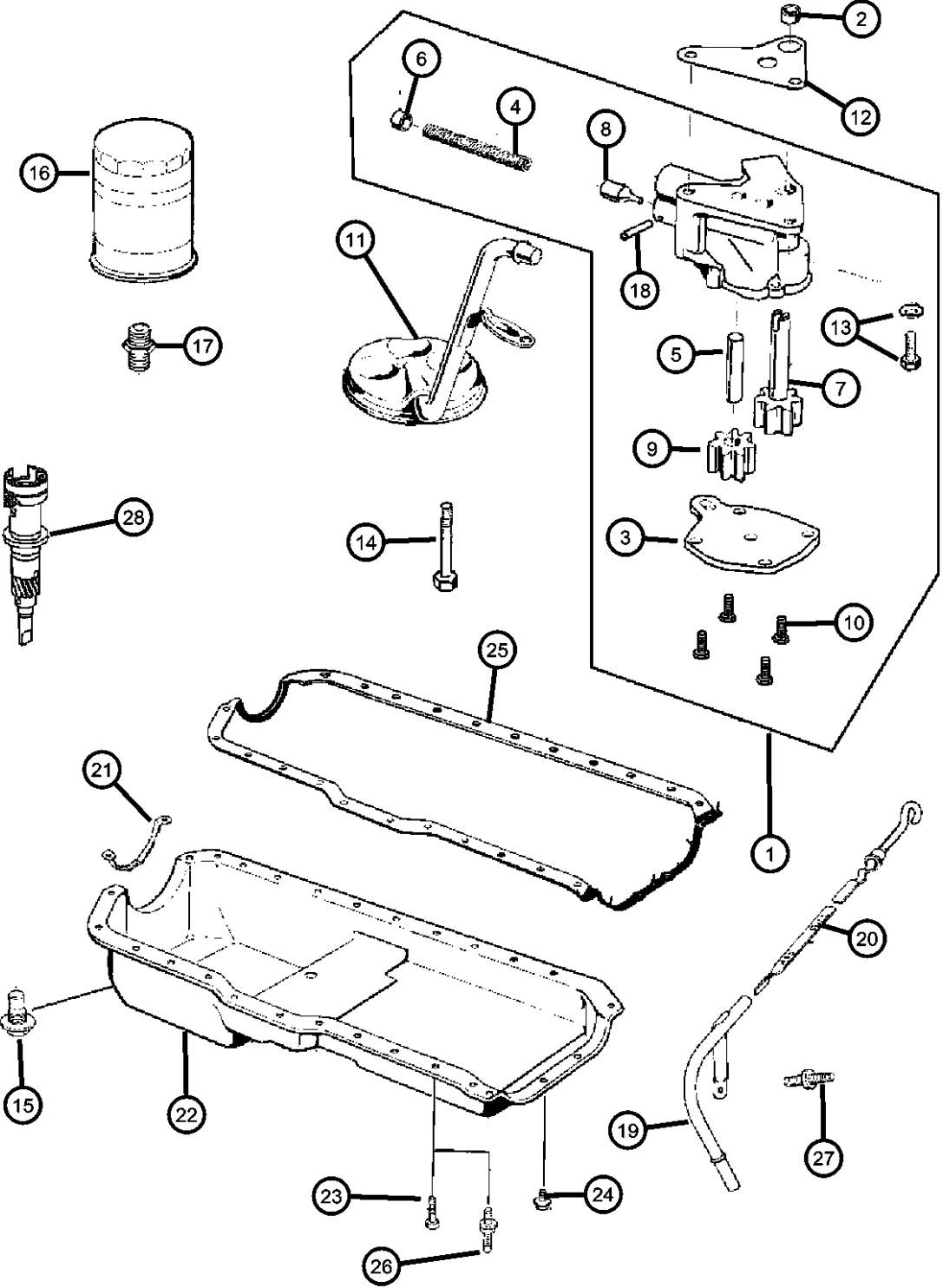
Timing Cover, 4.0L (ERH)
Figure 4.0L-610



ITEM	PART NUMBER	QTY	LINE	SERIES	BODY	ENGINE	TRANS	TRIM	DESCRIPTION
NOTE: SALES CODES: [ER0] = All 4.0L 6 Cylinder Gas Engines [DBB] = All Manual Transmissions [DG0] = All Automatic Transmissions									
1	05189875AA	1				ER0			CHAIN PACKAGE, Timing, Includes Items 2,3,6,11,12
2	53020444	1				ER0			CHAIN, Timing
3	53010557AA	1				ER0			SPROCKET, Camshaft
4	53010421	1				ER0			COVER, Timing Belt
5	33004681	1				ER0			SEAL, Front Main Crankshaft
6	53020487	1				ER0			GASKET, Front Cover
7	06024030	1				ER0			SCREW AND WASHER, Hex
8	06035893	5				ER0			BOLT, Hex
9	06035895	2				ER0			SCREW
10	06035894	2				ER0			SCREW
11	33003446	1				ER0			SNUBBER, Timing Chain
12	53010401	1				ER0			PLATE, Camshaft Thrust
13	06035975AA	2				ER0			SCREW, Pan Head

AR = use ase required - = Non illustrated part

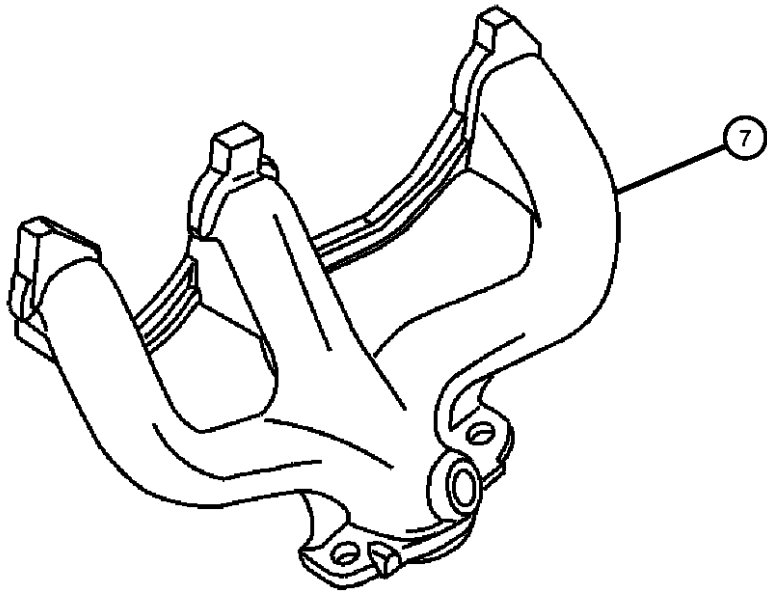
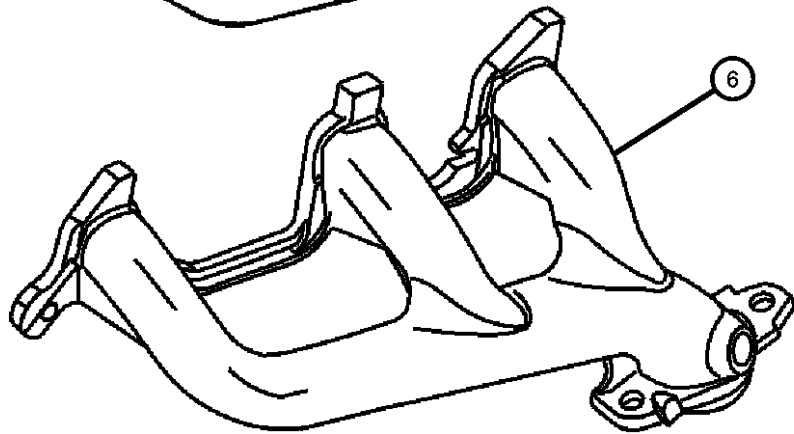
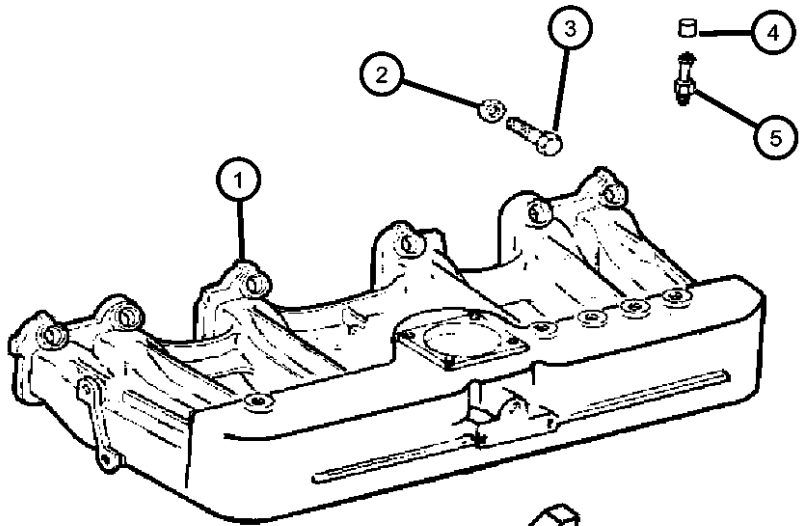
Engine Oiling, 4.0L (ERH)
Figure 4.0L-710



ITEM	PART NUMBER	QTY	LINE	SERIES	BODY	ENGINE	TRANS	TRIM	DESCRIPTION
NOTE: SALES CODES: [ER0] = All 4.0L 6 Cylinder Gas Engines [DBB] = All Manual Transmissions [DG0] = All Automatic Transmissions									
1	J3241399	1				ER0			PUMP, Engine Oil
2	J4005149	1				ER0			DOWEL, Locator
3	J3241733	1				ER0			COVER, Engine Oil Pump
4	J3239668	1				ER0			SPRING, Oil Pressure Relief Valve
5	J3171956	1				ER0			SHAFT, Oil Pump
6	J3171958	1				ER0			RETAINER, Oil Release Valve
7	J3172334	1				ER0			GEAR, Oil Pump
8	J3188661	1				ER0			PLUNGER, Oil Pressure Relief Valve
9	J3196843	1				ER0			GEAR, Oil Pump Driven
10	J9416852	4				ER0			SCREW, Hex Flange Head, .25-20x.50
11	33002696	1				ER0			TUBE, Oil Pump Inlet
12	J3172332	1				ER0			GASKET, Oil Pump
13	06022235	1				ER0			BOLT AND WASHER, Hex Head, .312-18x1.00
14	00154593	1				ER0			SCREW, Hex Head Coned, .312-18x2.625
15	06035417	1				ER0			PLUG, Oil Drain
16	05281090	1				ER0			FILTER, Engine Oil
	0FE00292								Canadian Aftermarket Part
	05281090BA								BULK PACK (12)
17	53007563	1				ER0			CONNECTOR, Oil Filter
18	J0271448	1				ER0			PIN, Roll, 5/32" x 1.00"
19	53020782	1				ER0			TUBE, Oil Filler
20	53010445AB	1				ER0			INDICATOR, Engine Oil Level
21	53010511AA	1				ER0			SUPPORT, Engine Oil Pan
22	53010340AB	1				ER0			PAN, Engine Oil
23	06034732	23				ER0			SCREW AND WASHER, Hex Head, .25-20x.545
24	06036407AA	4				ER0			SCREW, Hex Head Coned, .312-18x.875
25	53007568AC	1				ER0			GASKET, Oil Pan
26	06034734	1				ER0			BOLT, Double Stud Hex, .250-20x1.437 & .250-20 x.700
27	06035664	1				ER0			STUD, .312-18x1.560
28	53010624AC	1				ER0			DRIVE, OIL PUMP

AR = use ase required - = Non illustrated part

Manifold, Intake and Exhaust
Figure 4.0L-810

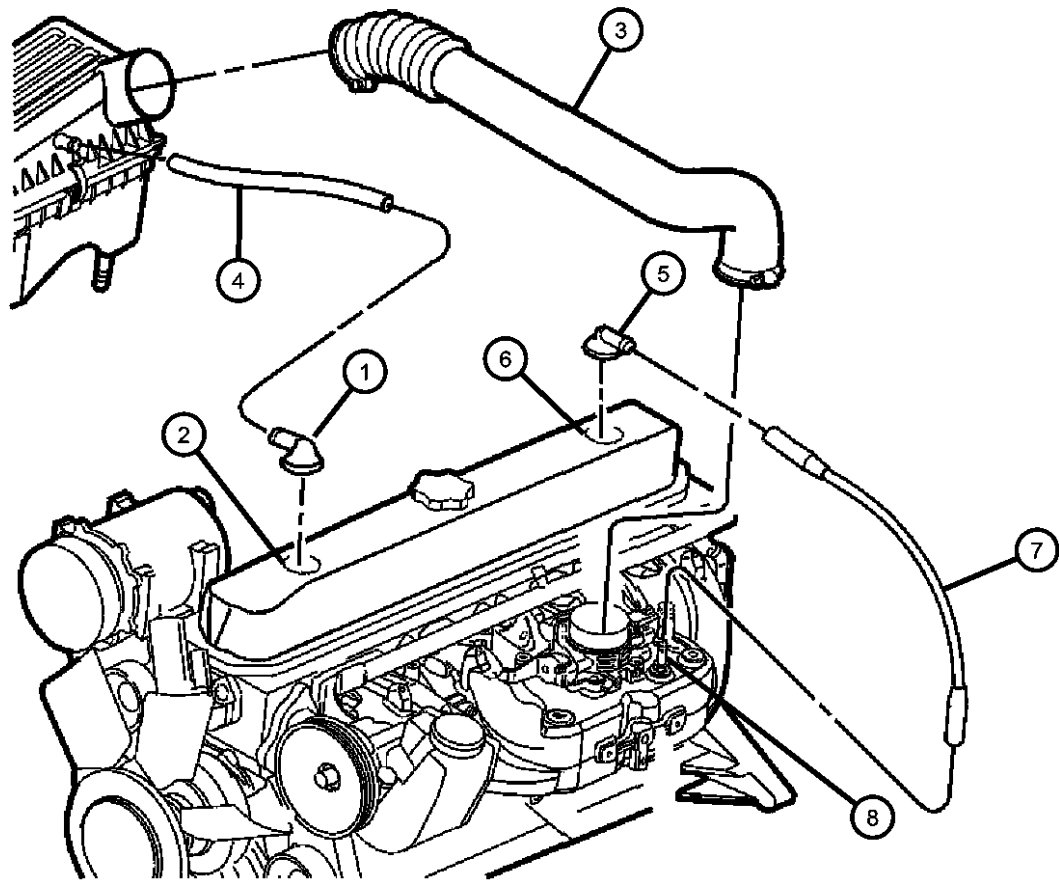


ITEM	PART NUMBER	QTY	LINE	SERIES	BODY	ENGINE	TRANS	TRIM	DESCRIPTION
NOTE: Sales Codes: [ER0] = All 4.0L 6 Cylinder Gas Engines [DBB] = All Manual Transmissions [DG0] = All Automatic Transmissions									
1	04854197AB	1				ER0			MANIFOLD, Intake
2	06036171AA	2				ER0			NUT AND WASHER
3	06036045AA	1				ER0			BOLT AND RETAINER, Hex Head
4	55035614	1				ER0			RESERVOIR, Vacuum
5	04854194	1				ER0			FITTING, Vacuum
6	53010196	1				ER0			MANIFOLD, ExhaustFront
7	53010199	1				ER0			MANIFOLD, ExhaustRear
-8	04854038	1				ER0			GASKET, Intake/Exhaust Manifold
-9	06036193AA	2				ER0			STUD, .375-16/.375-24x1.75
-10	06506546AA	2				ER0			NUT, Exhaust Manifold

AR = use ase required - = Non illustrated part

Crankcase Ventilation, 4.0L [ERH]
Figure 4.0L-910

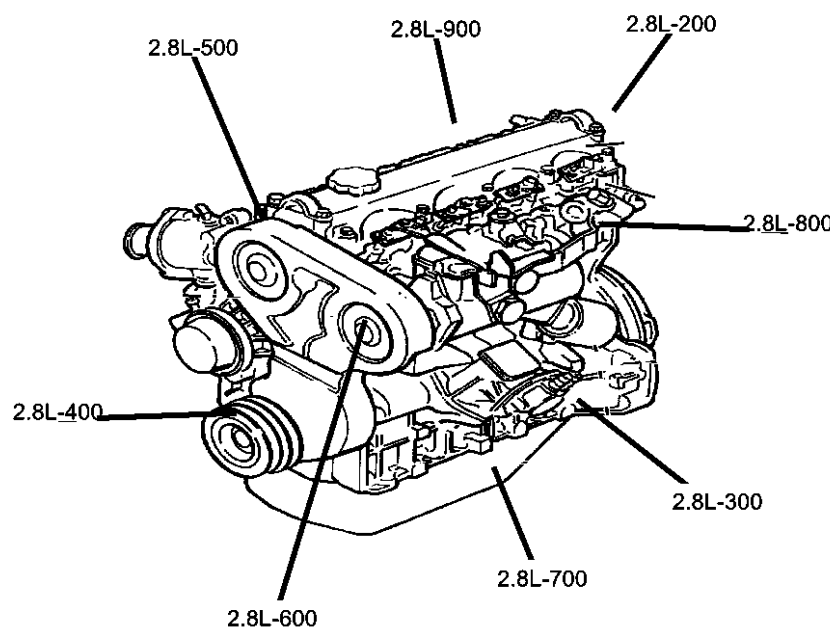
ITEM	PART NUMBER	QTY	LINE	SERIES	BODY	ENGINE	TRANS	TRIM	DESCRIPTION
1	53030497	1				ER0			FITTING, Crankcase Vent Tube
2	02946079	2				ER0			GROMMET, Crankcase Vent
3	53030611	1				ER0			HOSE, Air Cleaner
4	53030495	1				ER0			TUBE, Crankcase Vent To Air Cleaner
5	53030497	1				ER0			FITTING, Crankcase Vent Tube
6	02946079	2				ER0			GROMMET, Crankcase Vent
7	04854265	1				ER0			TUBE, Crankcase Vent To Intake Manifold
8	04854194	1				ER0			FITTING, Vacuum



AR = use ase required - = Non illustrated part

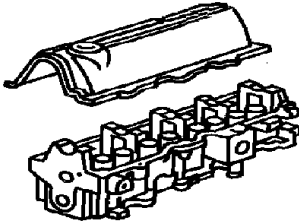
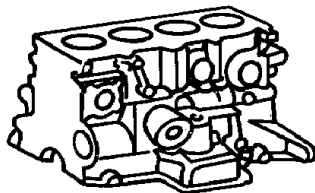

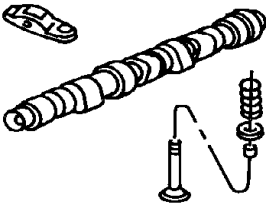
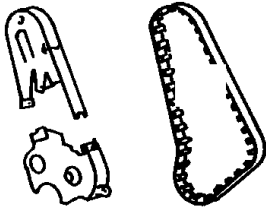

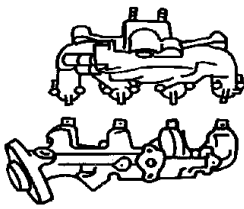
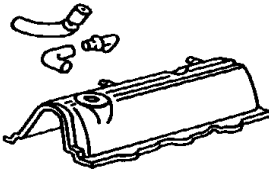
Group - 2.8L

Engine 2.8L Four Cylinder (Turbo Diesel)

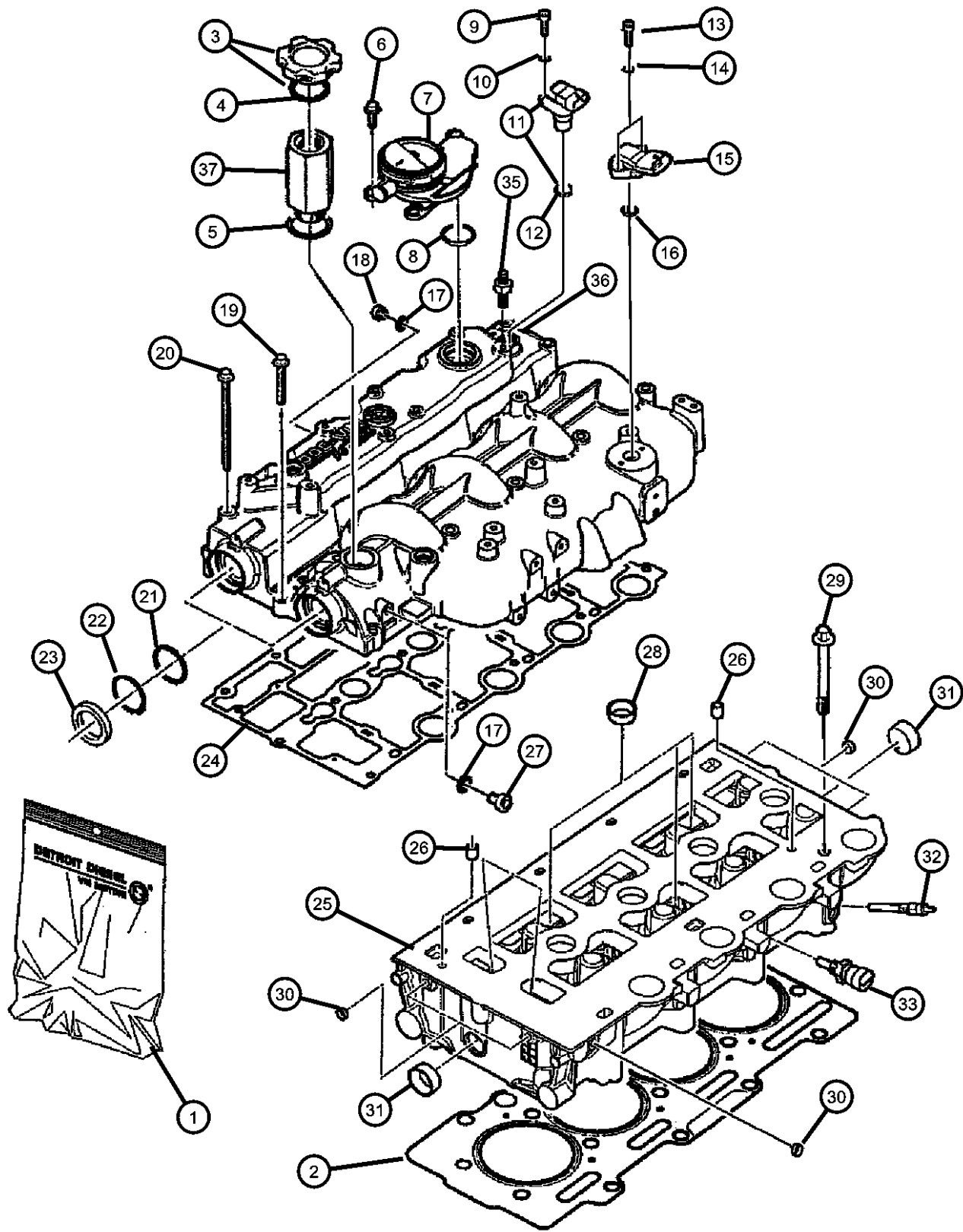


Group - 2.8L Engine 2.8L Four Cylinder (Turbo Diesel)

Illustration Title	Group-Fig. No.
Cylinder Head Cylinder Head 2.8 Diesel [ENR].....	Fig. 2.8L - 210
Cylinder Block Cylinder Block 2.8 Diesel [ENR]	Fig. 2.8L - 310
Crankshaft, Piston and Drive Plate Crankshaft,Pistons and Related, 2.8L Diesel [ENR].....	Fig. 2.8L - 410
Camshafts & Valves Camshaft and Valves 2.8 Diesel [ENR].....	Fig. 2.8L - 510
Timing Belt and Cover Timing Cover, Belt and Gears 2.8L Diesel [ENR].....	Fig. 2.8L - 610
Engine Oiling Engine Oiling 2.8 Diesel [ENR].....	Fig. 2.8L - 710
Oil Passages and Oil Cooler 2.8L Diesel [ENR]	Fig. 2.8L - 720
Manifolds Exhaust Manifold.....	Fig. 2.8L - 810
Crankcase Ventilation Crankcase Ventilation 2.8L Diesel [ENR].....	Fig. 2.8L - 910

<div><div>2.8L-200</div><div>Cylinder Head</div></div>	<div><div>2.8L-300</div><div>Cylinder Block</div></div>	<div><div>2.8L-400</div><div>Crankshaft, Piston and Drive Plate</div></div>	<div><div>2.8L-500</div><div>Camshafts & Valves</div></div>
<div><div>2.8L-600</div><div>Timing Belt and Cover</div></div>	<div><div>2.8L-700</div><div>Engine Oiling</div></div>	<div><div>2.8L-800</div><div>Manifolds</div></div>	<div><div>2.8L-900</div><div>Crankcase Ventilation</div></div>

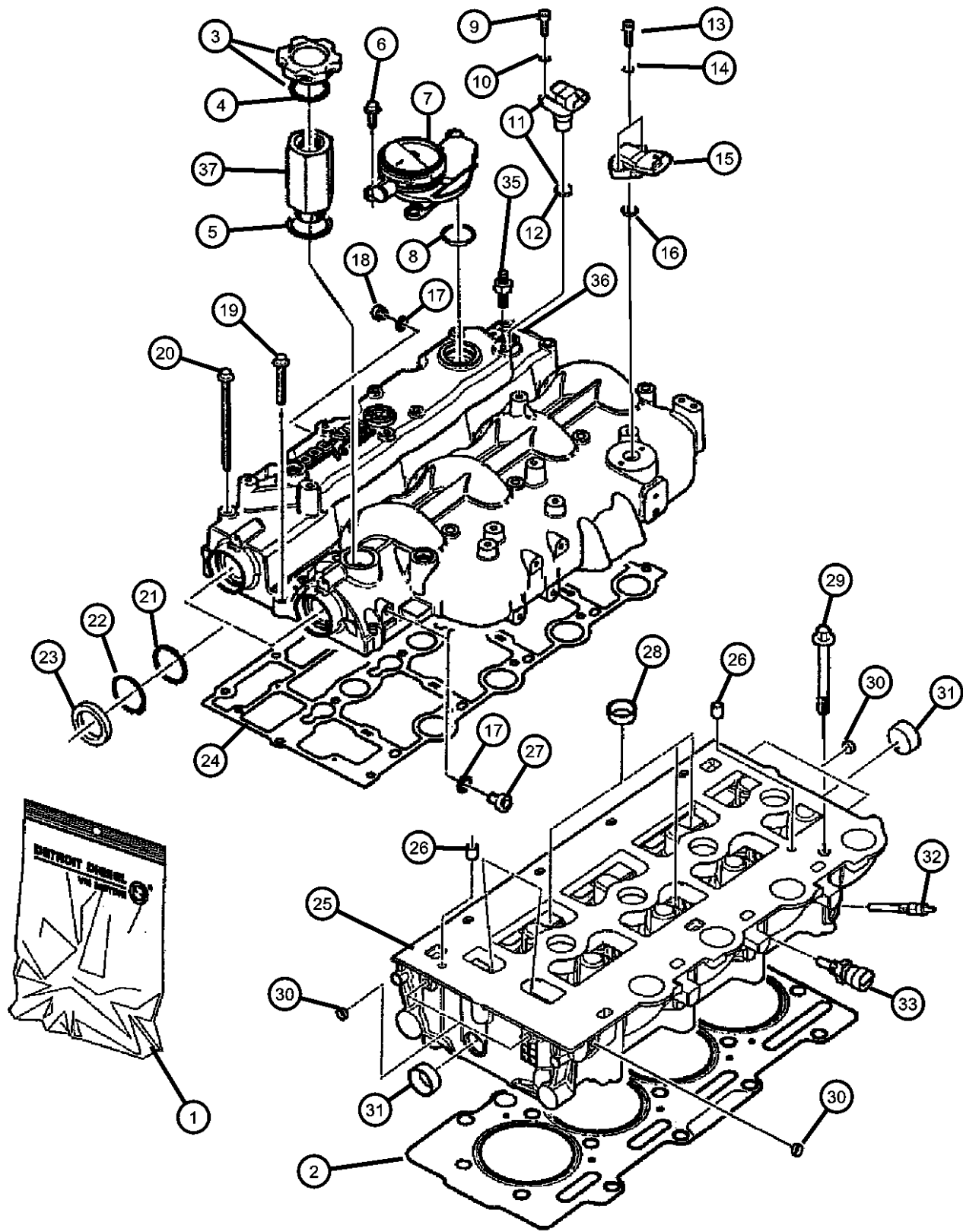
Cylinder Head 2.8 Diesel [ENR]
Figure 2.8L-210



ITEM	PART NUMBER	QTY	LINE	SERIES	BODY	ENGINE	TRANS	TRIM	DESCRIPTION
NOTE: Sales Codes: [DBB] = All Manual Transmissions [DDD]= 5-Speed H.D. Manual Transmission [ENR]=2.8L 4CYL Turbo Diesel [EN0] = All 4/5 Cylinder Turbo Diesels									
1	05140396AA	1				EN0	DBB		GASKET KIT, Cylinder Head Overhall
2									GASKET KIT, Head
	05166481AA	1				EN0	DBB		With 1.32 Head gasket
	05166482AA	1				EN0	DBB		With 1.42 Head Gasket
	05166483AA	1				EN0	DBB		With 1.52 Head Gasket
3	04863741	1				EN0	DBB		CAP, Oil Filler
4	04720300	1				EN0	DBB		GASKET, Oil Filler Cap
5	05066853AA	1				EN0	DBB		GASKET, Oil Filler Connector
6	05003553AB	5				EN0	DBB		SCREW
7	05114348AB	1				EN0	DBB		VALVE, Pressure Control
8	05114347AA	2				EN0	DBB		O RING, Pressure Relief Valve
9	05003551AA	2				EN0	DBB		BOLT, M6x10
10	04723204	1				EN0	DBB		WASHER, Implement Attaching
11	05140332AA	1				EN0	DBB		SENSOR, Camshaft
12	05066899AA	1				EN0	DBB		O RING
13	05010858AA	1				EN0	DBB		SCREW
14	04723168	1				EN0	DBB		WASHER, Fuel Solenoid Wire
15	05140331AA	1				EN0	DBB		SENSOR, Air Temperature
16	05140331AA	1							O RING, (NOT REQUIRED)
17	04720713	1				EN0	DBB		WASHER, Implement Attaching
18	05066787AA	2				EN0	DBB		PLUG, Cylinder Block
19	05066960AB	6				EN0	DBB		SCREW
20	05066959AB	10				EN0	DBB		BOLT
21	05066844AA	2				EN0	DBB		SPACER
22	05066841AA	2				EN0	DBB		SNAP RING
23	05066958AA	2				EN0	DBB		SEAL
24	05066786AA	1				EN0	DBB		GASKET, Valve Cover
25	05159955AB	1				EN0	DBB		HEAD, Cylinder
26	05166919AA	3				EN0	DBB		DOWEL, Rocker
27	05066787AA	2				EN0	DBB		PLUG, Cylinder Block
28	04723211	5				EN0	DBB		PLUG, Cylinder Block Oil Hole
29	05066957AC	18				EN0	DBB		BOLT, Cylinder Head
30	05066837AA	5				EN0	DBB		PLUG, Cylinder Block
31	05066836AA	2				EN0	DBB		PLUG, Cylinder Block
32	05066840AA	4				EN0	DBB		PLUG, Glow

AR = use ase required - = Non illustrated part

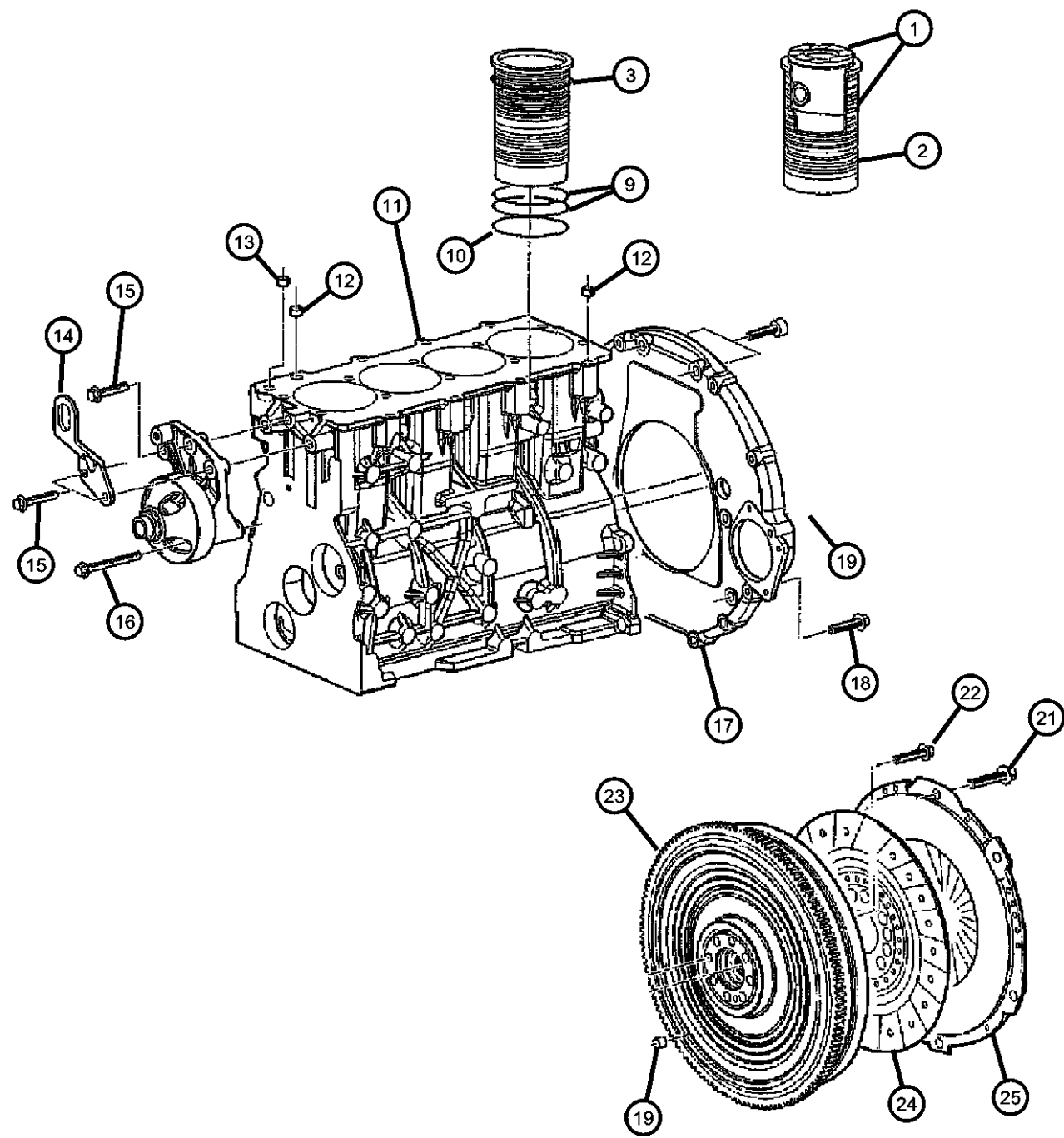
Cylinder Head 2.8 Diesel [ENR]
Figure 2.8L-210



ITEM	PART NUMBER	QTY	LINE	SERIES	BODY	ENGINE	TRANS	TRIM	DESCRIPTION
33	05066779AA	1				EN0	DBB		SENSOR, Temperature Sending Unit
-34	53013813AA	1				EN0			COVER, Engine
35	05093895AA	4				EN0	DBB		STUD
36									COVER, Cylinder Head
	05179601AA	1				EN0	DBB		Intake Side
	05179602AA	1				EN0	DBB		
37	05179609AA	1				EN0	DBB		SPACER, Oil Filler
-38									BRACKET, Engine Lift
	05072754AA	1				EN0	DBB		
	05179590AA	1				EN0	DBB		I-Hook
-39	53014019AA	1				EN0	DBB		ENGINE, Complete

AR = use ase required - = Non illustrated part

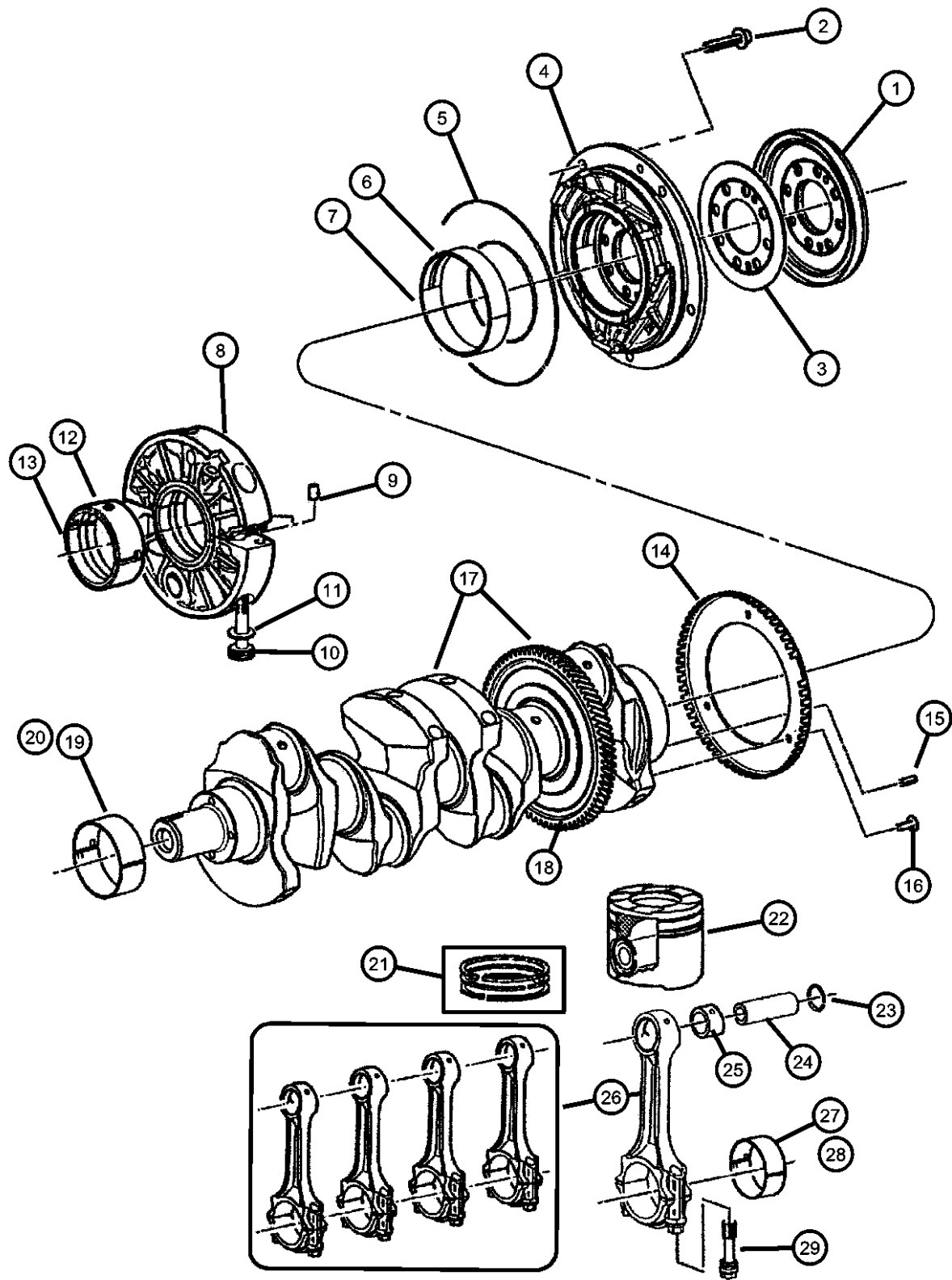
Cylinder Block 2.8 Diesel [ENR]
Figure 2.8L-310



ITEM	PART NUMBER	QTY	LINE	SERIES	BODY	ENGINE	TRANS	TRIM	DESCRIPTION
NOTE: Sales Codes: [DBB] = All Manual Transmissions [DDD]= 5-Speed H.D. Manual Transmission [ENR]=2.8L 4CYL Turbo Diesel [EN0] = All 4/5 Cylinder Turbo Diesels									
1	05140337AA	4				EN0	DBB		LINER AND PISTON, Cylinder
2	05142552AA	4				EN0	DBB		LINER, Cylinder
3	04720620	4				EN0	DBB		SHIM, Cylinder Liner, 0.15mm
-4	05103154AA	1				EN0	DBB		SHIM KIT, Cylinder Liner
-5	04720624	4				EN0	DBB		SHIM, Cylinder Liner, 0.17mm
-6	04720621	4				EN0	DBB		SHIM, Cylinder Liner, 0.20mm
-7	04720623	4				EN0	DBB		SHIM, Cylinder Liner, 0.23mm
-8	04720622	4				EN0	DBB		SHIM, Cylinder Liner, 0.25mm
9	05093955AA	8				EN0	DBB		O RING, Cylinder Liner
10	04720626	4				EN0	DBB		O RING, Cylinder Liner
11	05170767AA	1				EN0	DBB		ENGINE, 3/4 Tested, Diesel
12	04720237	2				EN0	DBB		DOWEL, Transmission Adapter
13	05166919AA	3				EN0	DBB		DOWEL, Rocker
14	05072754AA	1				EN0	DBB		BRACKET, Engine Lift
15	05003533AB	4				EN0	DBB		BOLT, M10x45
16	05015067AB	1				EN0	DBB		BOLT, Hex Flange Head
17	05093879AB	1				EN0	DBB		HOUSING, Flywheel
18	05003532AB	8				EN0	DBB		BOLT, Adaptor Plate
19	05015045AA	2				EN0	DBB		DOWEL, Transmission Adapter
-20	05093909AA	1				EN0	DBB		PLUG
21	05072396AA	6				EN0	DBB		BOLT
22	05072664AA	8				EN0	DBB		BOLT
23	05142993AA	1				EN0	DBB		FLYWHEEL
24	05142993AA	1							DISC, Clutch, Serviced with Pressure Plate, (NOT SERVICED)
25	05142992AA	1				EN0	DBB		PLATE, Pressure, Includes Clutch Disc
-26	53014019AA	1				EN0	DBB		ENGINE, Complete

AR = use ase required - = Non illustrated part

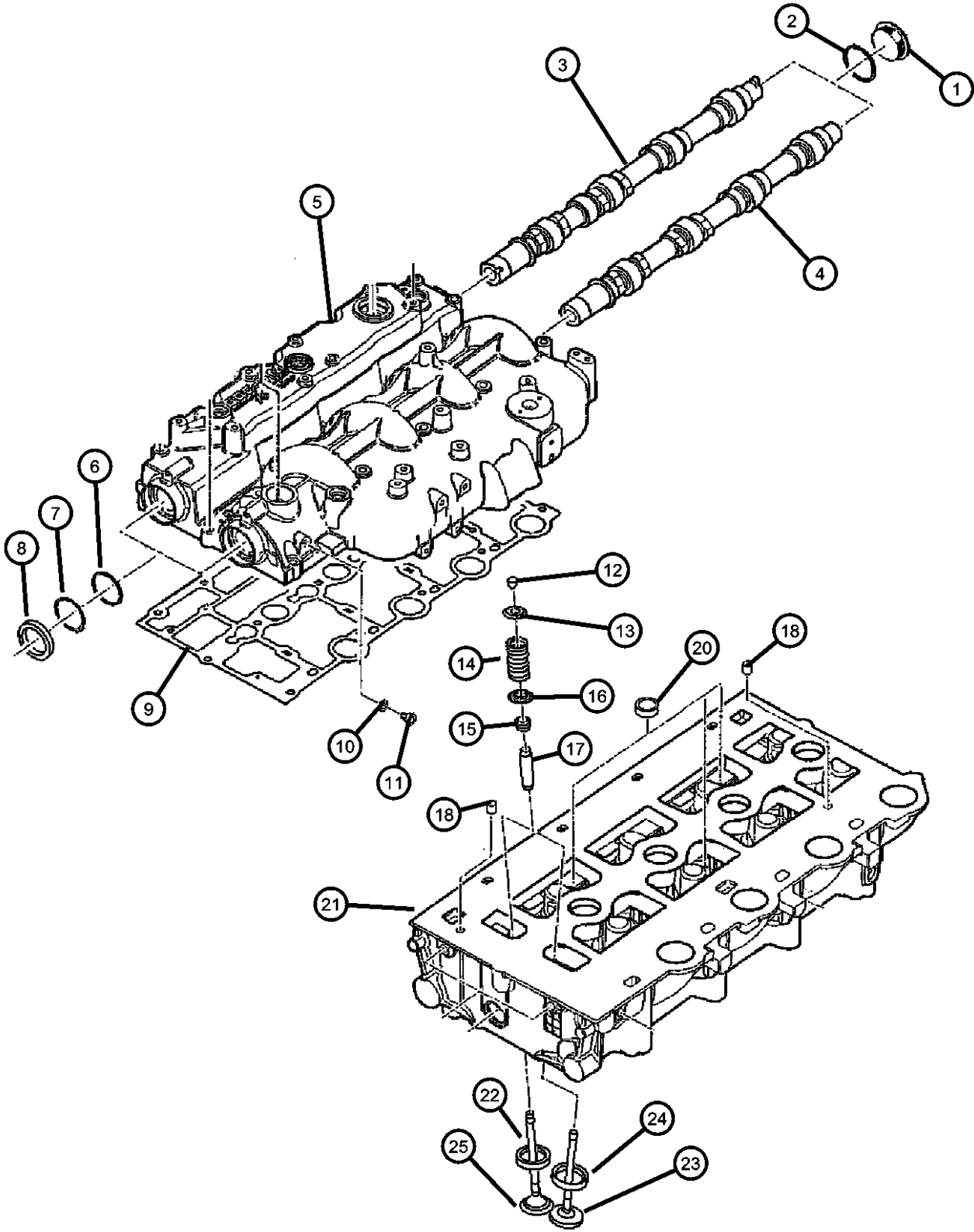
Crankshaft,Pistons and Related, 2.8L Diesel [ENR]
Figure 2.8L-410



ITEM	PART NUMBER	QTY	LINE	SERIES	BODY	ENGINE	TRANS	TRIM	DESCRIPTION
NOTE: Sales Codes: [DBB] = All Manual Transmissions [DDD]= 5-Speed H.D. Manual Transmission [EN0] = All 4/5 Cylinder Turbo Diesels [ENR]=2.8L 4 CYL Turbo Diesel									
1	05066756AA	1				EN0	DBB		SEAL, Crankshaft Oil, Rear
2	05066986AA	9				EN0	DBB		SCREW
3	04741823	1				EN0	DBB		WASHER, Plain
4	05101924AA	1				EN0	DBB		HOUSING, Rear Bearing
5	04720277	1				EN0	DBB		O RING, Crankshaft Rear Support
6	05066761AA	1				EN0	DBB		BEARING, Crankshaft
7	05066762AA	1				EN0	DBB		BEARING, Crankshaft
8	05066757AB	3				EN0	DBB		HOUSING, Crankshaft Bearing
9	04720241	2				EN0	DBB		DOWEL, Center Bearing Housing
10	05135263AA	1				EN0	DBB		SCREW
11	05135263AA	1							WASHER, Lock, M10, (NOT REQUIRED)
12	05069079AA	1				EN0	DBB		BEARING, Crankshaft, STD.
13	05069080AA	1				EN0	DBB		BEARING, Crankshaft, .250mm U/S
14	05066882AA	1				EN0	DBB		SENSOR, Crankshaft
15	05135167AA	1				EN0	DBB		PIN, Spring Type
16	05069137AA	3				EN0	DBB		SCREW
17	05093881AB	1				EN0	DBB		CRANKSHAFT
18	05066977AA	1				EN0	DBB		GEAR, Ring
19	05069077AA	1				EN0	DBB		BEARING, Crankshaft, STD.
20	05069078AA	1				EN0	DBB		BEARING, Crankshaft, .250mm U/S
21	05159016AA	1				EN0	DBB		RING KIT, Piston, Standard
22	05140393AA	4				EN0	DBB		PISTON
23	05096230AA	8				EN0	DBB		RING, Piston Pin
24	05096230AA	8							PIN, Piston, Serviced With Item 22, (NOT SERVICED)
25	05093887AA	4				EN0	DBB		BUSHING, Connecting Rod
26	05093883AA	1				EN0	DBB		ROD, Connecting
27	04720877	4				EN0	DBB		BEARING, Connecting Rod, STD.
28	04720883	4				EN0	DBB		BEARING, Connecting Rod, .25 mm U/S
29	05093889AA	8				EN0	DBB		BOLT, Connecting Rod
-30	05179633AA	1				EN0	DBB		SEAL, Front Main Crankshaft

AR = use ase required - = Non illustrated part

Camshaft and Valves 2.8 Diesel [ENR]
Figure 2.8L-510



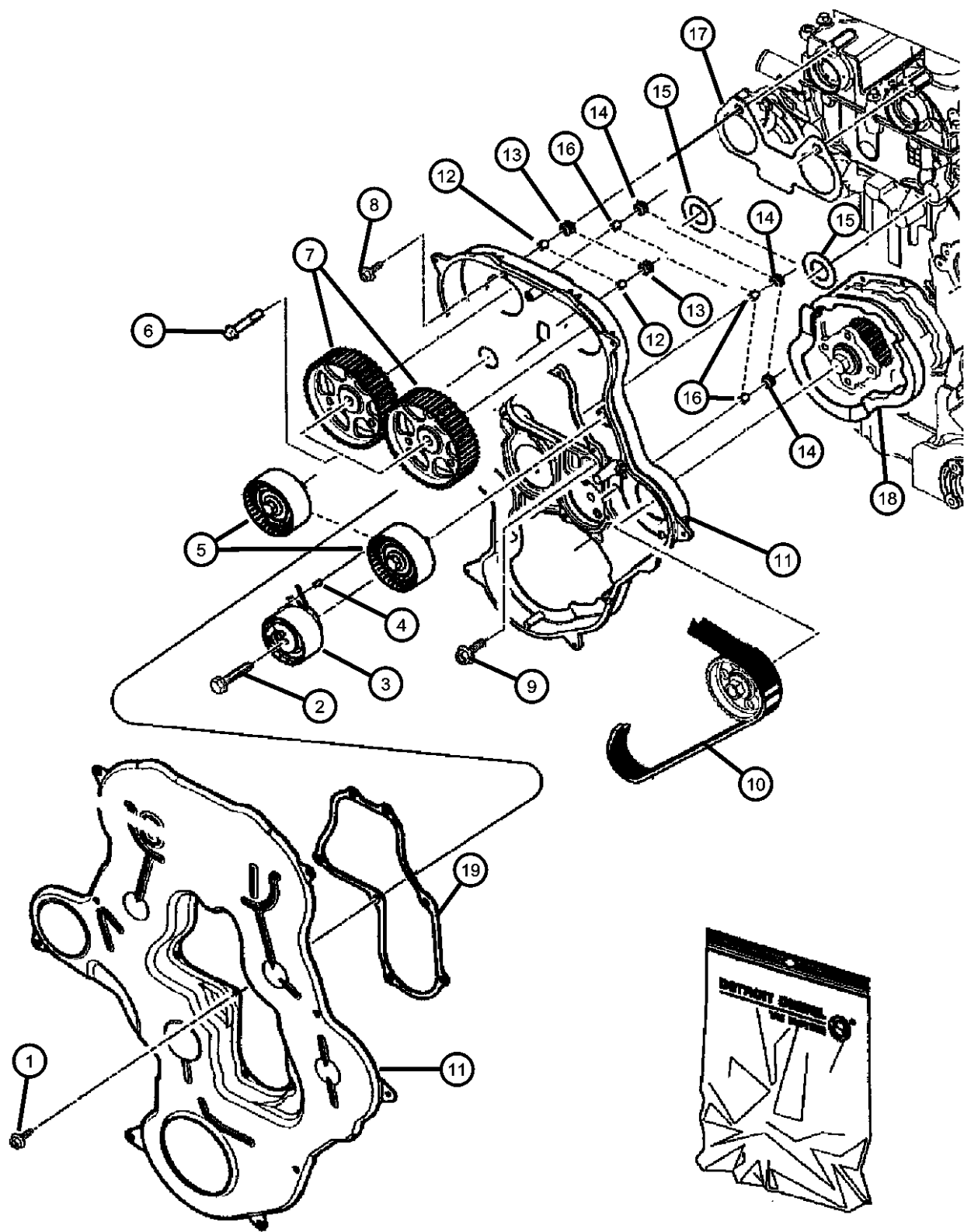
ITEM	PART NUMBER	QTY	LINE	SERIES	BODY	ENGINE	TRANS	TRIM	DESCRIPTION
------	-------------	-----	------	--------	------	--------	-------	------	-------------

NOTE: Cover Assembly Includes: Cylinder Head Cover; Camshafts with Seals, Snap Rings, Spacers and Cover Plugs with their Gaskets
Sales Codes:
[DBB] = All Manual Transmissions
[DDD]= 5-Speed H.D. Manual Transmission
[EN0] = All 4/5 Cylinder Turbo Diesels
[ENR]=2.8L 4Cyl Turbo Diesel

1	05066855AA	2				EN0	DBB		PLUG, Camshaft
2	05066811AA	2				EN0	DBB		WASHER, Plain, 16.2x19.9x1.5
3	05066847AB	1				EN0	DBB		CAMSHAFT, Intake
4	05066850AB	1				EN0	DBB		CAMSHAFT, Exhaust
5									COVER, Cylinder Head
	05179601AA	1				EN0	DBB		With Camshafts
	05179602AA	1				EN0	DBB		Without Camshafts
6	05066844AA	2				EN0	DBB		SPACER
7	05066841AA	2				EN0	DBB		SNAP RING
8	05066958AA	2				EN0	DBB		SEAL
9	05066786AA	1				EN0	DBB		GASKET, Valve Cover
10	04720713	6				EN0	DBB		WASHER, Implement Attaching
11	05066787AA	2				EN0	DBB		PLUG, Cylinder Block
12	05066778AA	32				EN0	DBB		LOCK, Valve Spring Retainer
13	05093892AA	16				EN0	DBB		RETAINER, Valve Spring
14	05066776AA	16				EN0	DBB		SPRING, Valve
15	05093891AA	16				EN0	DBB		SEAL, Valve Guide
16	05066775AA	16				EN0	DBB		SEAL, Valve Guide
17	05066773AA	16				EN0	DBB		GUIDE, Intake/Exhaust Valve, Standard Size
18	05166919AA	3				EN0	DBB		DOWEL, Rocker
-19	05066780AA	16				EN0	DBB		ROCKER ARM, Inlet and Exhaust Valve
20	04723211	5				EN0	DBB		PLUG, Cylinder Block Oil Hole
21	05159955AB	1				EN0	DBB		HEAD, Cylinder
22	05066771AA	8				EN0	DBB		SEAT, Exhaust Valve, 0.30mm Oversize
23	05066770AA	8				EN0	DBB		VALVE, Intake, Standard
24	05066772AA	8				EN0	DBB		SEAT, Intake Valve
25	05142764AA	8				EN0	DBB		VALVE, Engine Exhaust

AR = use ase required - = Non illustrated part

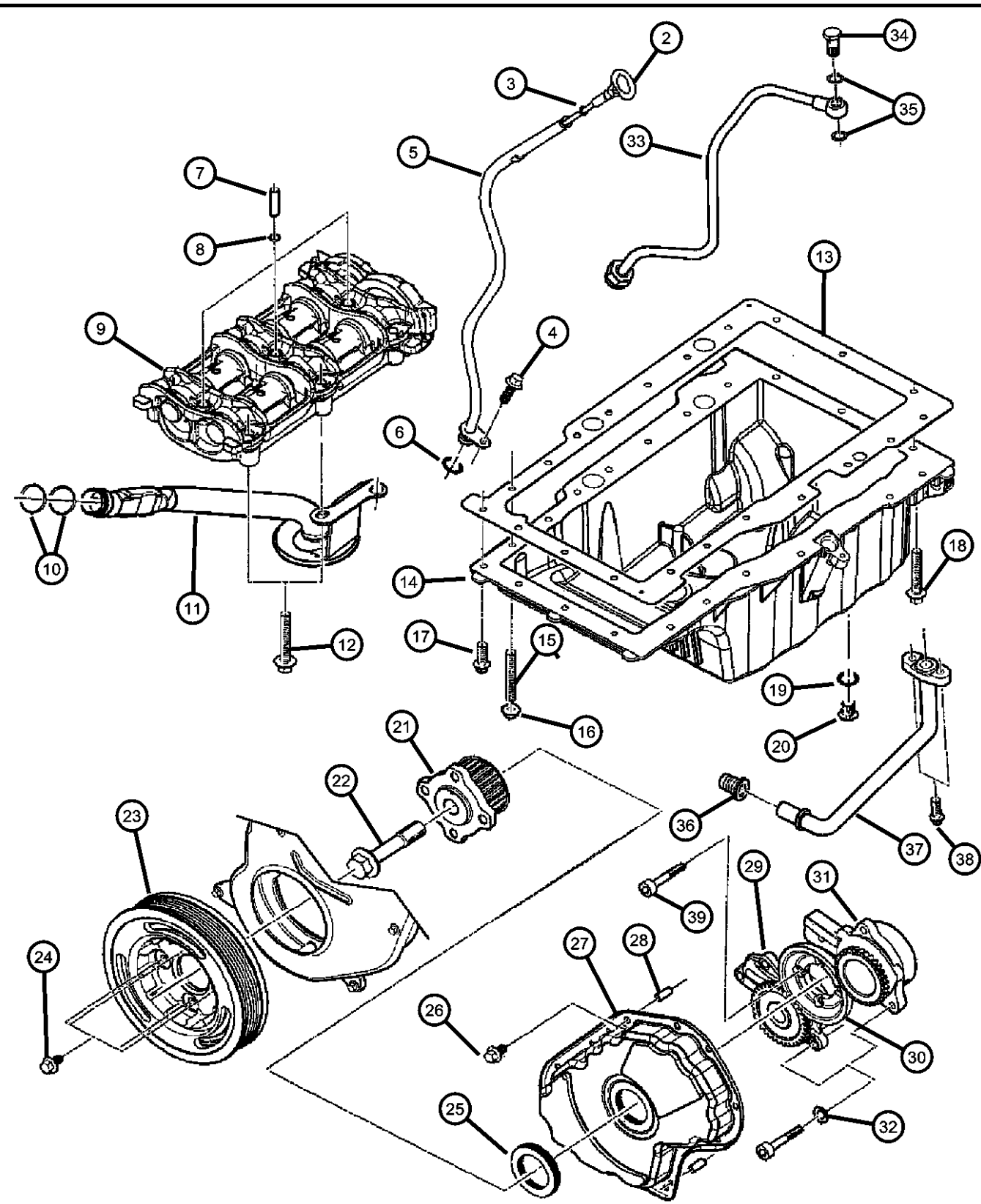
Timing Cover, Belt and Gears 2.8L Diesel [ENR]
Figure 2.8L-610



ITEM	PART NUMBER	QTY	LINE	SERIES	BODY	ENGINE	TRANS	TRIM	DESCRIPTION
NOTE: Sales Codes: [DBB] = All Manual Transmissions [DDD]= 5-Speed H.D. Manual Transmission [EN0] = All 4/5 Cylinder Turbo Diesels [ENR]=2.8L 4CYL Turbo Diesels									
1	05179596AA	1				EN0	DBB		BOLT
2	05015031AA	1				EN0	DBB		SCREW
3	05142798AA	1				EN0	DBB		TENSIONER, Belt
4	05142798AA	1							DOWEL, Front Cover, (NOT REQUIRED)
5	05142573AA	2				EN0	DBB		PULLEY, Idler
6	04897825AA	2				EN0	DBB		SCREW
7	05066926AA	2				EN0	DBB		GEAR, Balance Shaft
8	05179597AA	1				EN0	DBB		BOLT
9	05003532AB	8				EN0	DBB		BOLT, Adaptor Plate
10	05142579AA	1				EN0	DBB		BELT, Timing
11	05066919AC	1				EN0	DBB		COVER, Timing Case, Kit
12	05066919AC	1							BUSHING, Serviced in Cover and Gasket Kit, (NOT SERVICED)
13	05066919AC	1							DAMPER, Vibration, Serviced in Cover and Gasket Kit, (NOT SERVICED)
14	05066919AC	1							DAMPER, Vibration, Serviced in Cover and Gasket Kit, (NOT SERVICED)
15	05066919AC	1							GASKET, Serviced in Cover and Gasket Kit, (NOT SERVICED)
16	05066919AC	1							BUSHING, Serviced in Cover and Gasket Kit, (NOT SERVICED)
17	05066919AC	1							GASKET, Serviced in Cover and Gasket Kit, (NOT SERVICED)
18	05066919AC	1							GASKET, Front Cover, Serviced in Gasket Kit, (NOT SERVICED)
19	05066921AA	1				EN0	DBB		GASKET, Timing Cover
-20	05179633AA	1				EN0	DBB		SEAL, Front Main Crankshaft

AR = use ase required - = Non illustrated part

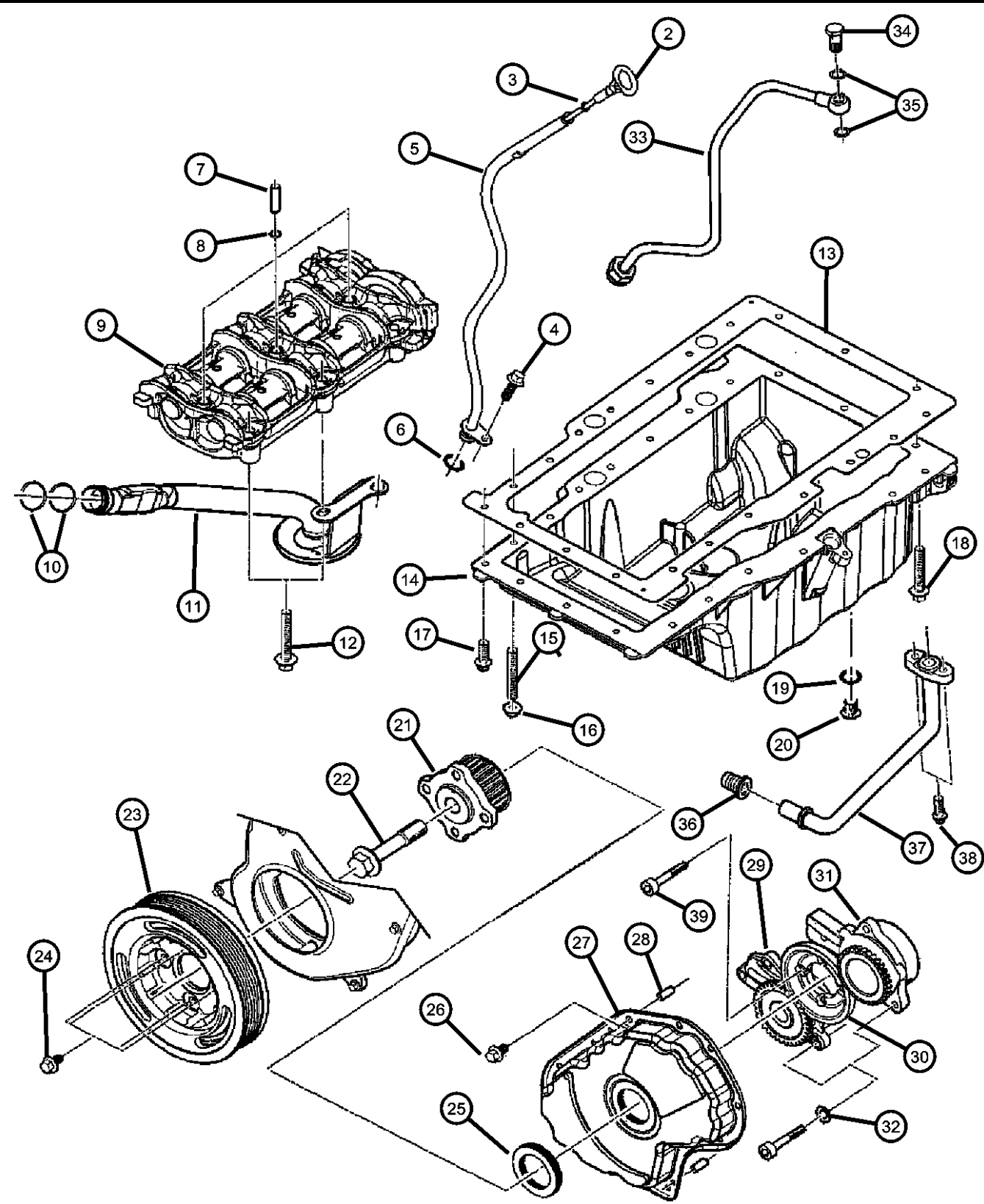
Engine Oiling 2.8 Diesel [ENR]
Figure 2.8L-710



ITEM	PART NUMBER	QTY	LINE	SERIES	BODY	ENGINE	TRANS	TRIM	DESCRIPTION
NOTE: Sales Codes: [DBB] = All Manual Transmissions [DDD]= 5-Speed H.D. Manual Transmission [ENR]=2.8L 4CYL Turbo Diesel [EN0]= All 4/5 Cylinder Turbo Diesels									
-1	05135109AA	1				EN0	DBB		FILTER, Engine Oil
2	05085977AA	1				EN0	DBB		DIPSTICK, dipstick, Engine Oil
3	04720373	1				EN0	DBB		O RING, Engine Oil Indicator
4	05069138AA	1				EN0	DBB		SCREW, Damper Mounting
5	05085968AA	1				EN0	DBB		TUBE, Oil Gauge
6	05083157AA	1				EN0	DBB		O RING
7	05093899AA	3				EN0	DBB		PIN
8	05066899AA	3				EN0	DBB		O RING
9	05140336AA	1				EN0	DBB		SHAFT, Balance
10	05066789AB	2				EN0	DBB		O RING, Oil Suction Tube
11	05072680AB	1				EN0	DBB		PICKUP, Engine Oil
12	05066962AA	12				EN0	DBB		SCREW
13	05066901AA	1				EN0	DBB		GASKET, Oil Pan
14	05072683AA	1				EN0	DBB		PAN, Engine Oil
15	04864745	1				EN0	DBB		BOLT
16	04778936	3				EN0	DBB		NUT, Suction Pipe Attaching
17	05166930AA	32				EN0	DBB		SCREW, SCREW
18	05066962AA	12				EN0	DBB		SCREW
19	04720353	1				EN0	DBB		WASHER, Plain
20	04720352	1				EN0	DBB		PLUG, Oil Drain
21	05066978AB	1				EN0	DBB		PULLEY, Crankshaft
22	05066832AA	1				EN0	DBB		SCREW
23	05072669AA	1				EN0	DBB		PULLEY, Crankshaft
24	05069138AA	7				EN0	DBB		SCREW, Damper Mounting
25	05179633AA	1				EN0	DBB		SEAL, Front Main Crankshaft
26	05166931AA	3				EN0	DBB		SCREW, SCREW
27	05066955AA	1				EN0	DBB		COVER, Timing Belt
28	05066834AA	2				EN0	DBB		PIN
29	05093890AA	1				EN0	DBB		PUMP, Engine Oil
30	05066835AA	1				EN0	DBB		GEAR, Ring
31	05066768AA	1				EN0	DBB		PUMP, Vacuum
32	04720713	6				EN0	DBB		WASHER, Implement Attaching
33	05093927AA	1				EN0	DBB		PIPE, Oil Supply
34	05135164AA	1				EN0	DBB		BOLT, Turbo Oil Feed Tube
35	04720713	6				EN0	DBB		WASHER, Implement Attaching
36	04773709	1				EN0	DBB		ADAPTER, Oil Drain Pipe

AR = use ase required - = Non illustrated part

Engine Oiling 2.8 Diesel [ENR]
Figure 2.8L-710



ITEM	PART NUMBER	QTY	LINE	SERIES	BODY	ENGINE	TRANS	TRIM	DESCRIPTION
37	05093929AA	1				EN0	DBB		TUBE, Oil Drain
38	05003553AB	1				EN0	DBB		SCREW
39	04720658	1				EN0	DBB		SCREW

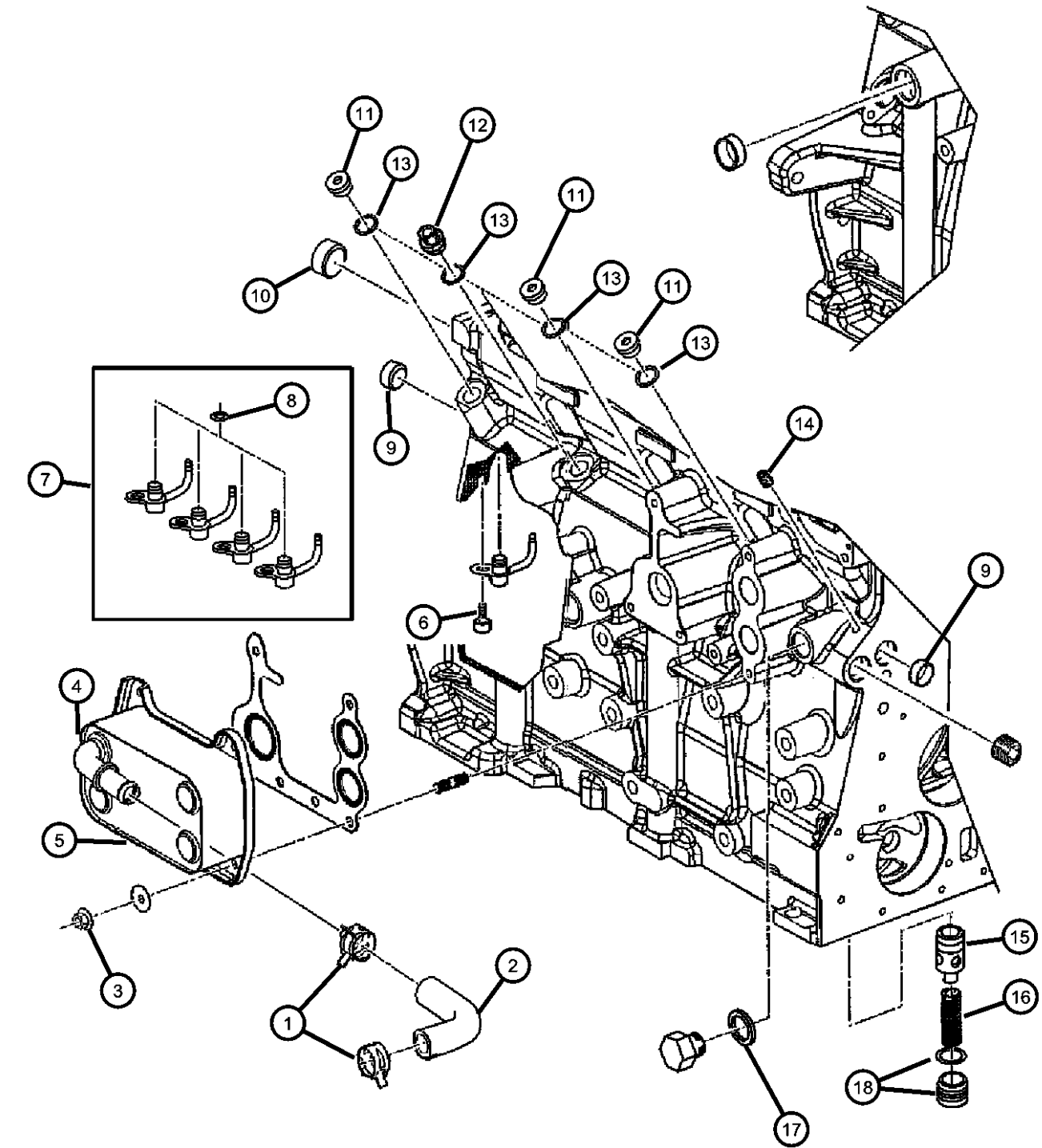
AR = use ase required - = Non illustrated part

Oil Passages and Oil Cooler 2.8L Diesel [ENR]
Figure 2.8L-720

ITEM	PART NUMBER	QTY	LINE	SERIES	BODY	ENGINE	TRANS	TRIM	DESCRIPTION
------	-------------	-----	------	--------	------	--------	-------	------	-------------

NOTE:
Sales Codes:
[DBB] = All Manual Transmissions
[DDD]= 5-Speed H.D. Manual Transmission
[ENR]=2.8L 4CYL Turbo Diesel
[EN0] = All 4/5 Cylinder Turbo Diesels

1	04883924AA	4				EN0	DBB		CLAMP, Heater Hose
2									HOSE
	05085984AA	1				EN0	DBB		Curved
	05085985AA	1				EN0	DBB		
3	04778936	3				EN0	DBB		NUT, Suction Pipe Attaching
4	05140532AA	1				EN0	DBB		FITTING, Engine Oil Cooler
5	05166925AA	1				EN0	DBB		COOLER, Engine Oil
6	04882620	4				EN0	DBB		SCREW
7	05135262AA	1				EN0	DBB		JET, Valve Body
8	05066899AA	3				EN0	DBB		O RING, Also serviced with Oil Jet Kit
9	04723211	5				EN0	DBB		PLUG, Cylinder Block Oil Hole
10	04778887	1				EN0	DBB		PLUG, Cylinder Block Oil Hole
11	05066889AA	2				EN0	DBB		BOLT, Oil Feed To Turbo Adapter
12	05066814AA	1				EN0	DBB		BOLT, Turbo Oil Feed Adapter
13	04720704	4				EN0	DBB		WASHER, Oil Pressure Transduser
14	04883424AA	1				EN0	DBB		PLUG, Cylinder Block
15	05066816AA	1				EN0	DBB		VALVE, Oil Pressure Relief
16	05093915AA	1				EN0	DBB		SPRING, Oil Pressure Relief Valve
17	05083157AA	1				EN0	DBB		O RING
18	05142550AA	1				EN0	DBB		PLUG, Oil Valve



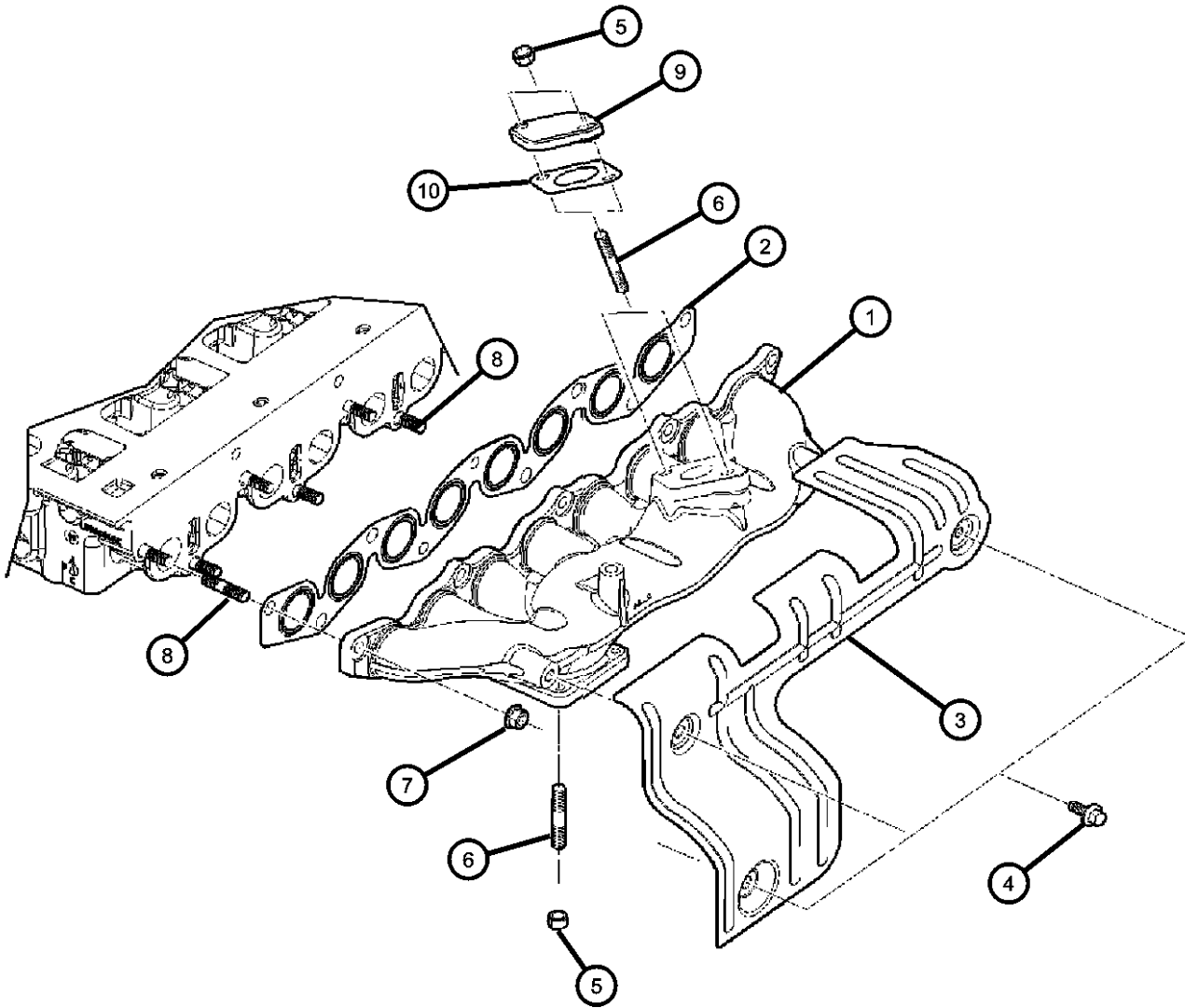
AR = use ase required - = Non illustrated part

Exhaust Manifold
Figure 2.8L-810

ITEM	PART NUMBER	QTY	LINE	SERIES	BODY	ENGINE	TRANS	TRIM	DESCRIPTION
------	----------------	-----	------	--------	------	--------	-------	------	-------------

NOTE:
Sales Codes:
[DBB] = All Manual Transmissions
[DDD]=5-Speed H.D. Manual Transmission
[ENR]=2.8L 4CYL Turbo Diesel
[EN0] = All 4/5 Cylinder Turbo Diesels

1	05072686AA	1				EN0	DBB		MANIFOLD, Exhaust
2	05093904AA	1				EN0	DBB		GASKET, Intake/Exhaust Manifold
3	05072691AA	1				EN0	DBB		SHIELD, Exhaust Manifold
4	05072688AA	4				EN0	DBB		SCREW
5	04882610	10				EN0	DBB		NUT, Lock
6	04882606	6				EN0	DBB		STUD, Turbo Elbow
7	05093903AA	9				EN0	DBB		NUT, Lock
8	05066796AA	9				EN0	DBB		STUD, Turbo Elbow
9	05166969AA	1				EN0	DBB		COVER, Exhaust Manifold
10	05083261AA	1				EN0	DBB		GASKET, EGR Tube Flange



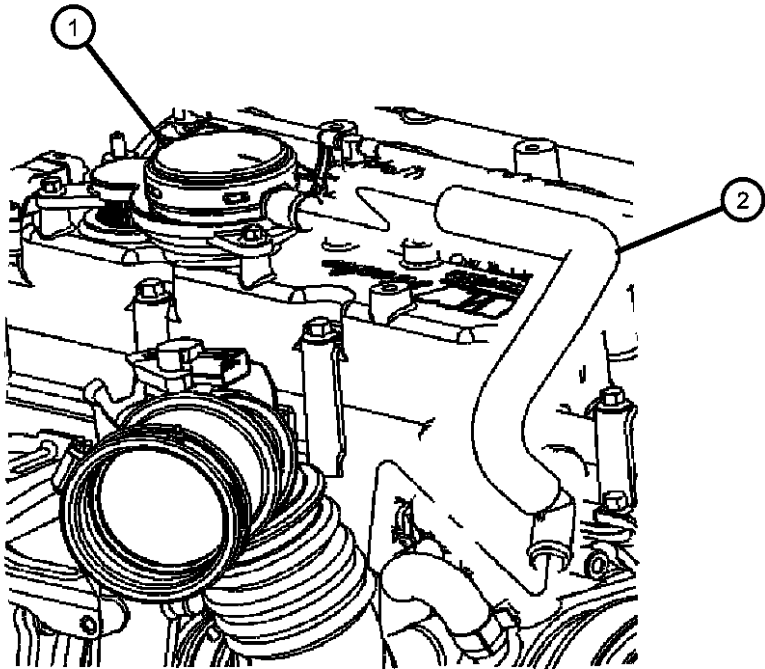
AR = use ase required - = Non illustrated part

Crankcase Ventilation 2.8L Diesel [ENR]
Figure 2.8L-910

ITEM	PART NUMBER	QTY	LINE	SERIES	BODY	ENGINE	TRANS	TRIM	DESCRIPTION
------	----------------	-----	------	--------	------	--------	-------	------	-------------

NOTE:
Sales Codes:
[DBB] = All Manual Transmissions
[DDD]=5-Speed H.D. Manual Transmission
[ENR]=2.8L 4CYL Turbo Diesel
[EN0] = All 4/5 Cylinder Turbo Diesels

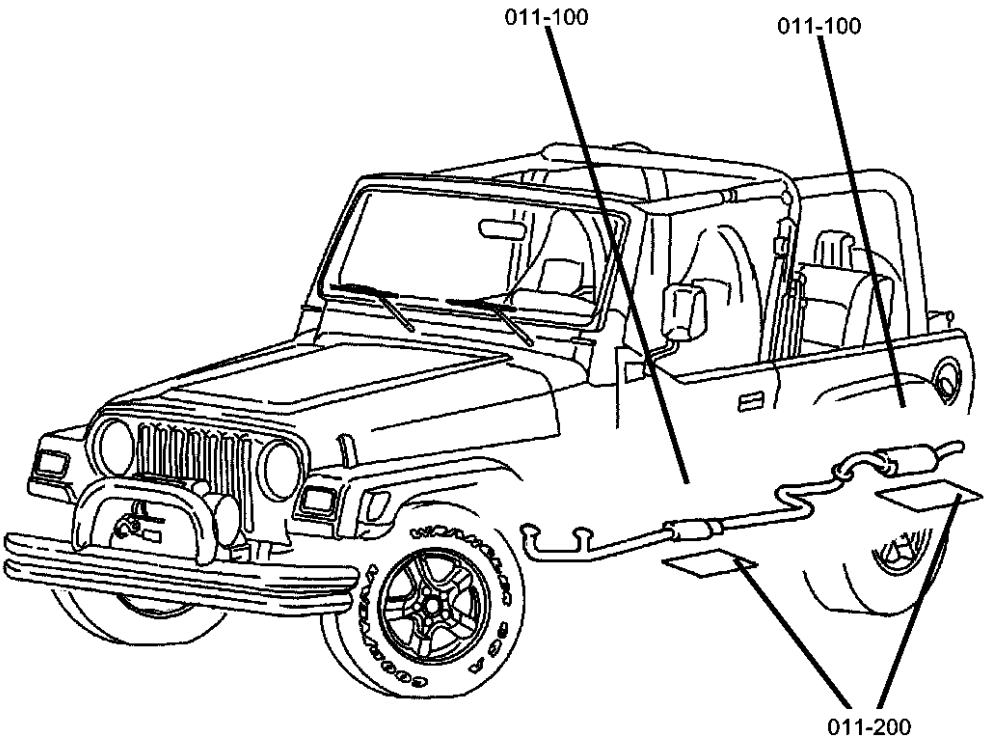
1	05114348AB	1				EN0	DBB		VALVE, Pressure Control
2	56052550AA	1				EN0			HOSE, Separator To Air Cleaner



AR = use ase required - = Non illustrated part

Group - 11

Exhaust

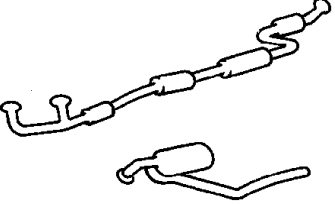
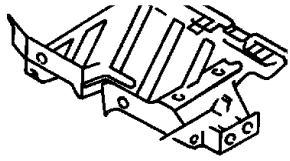


Group - 11 Exhaust

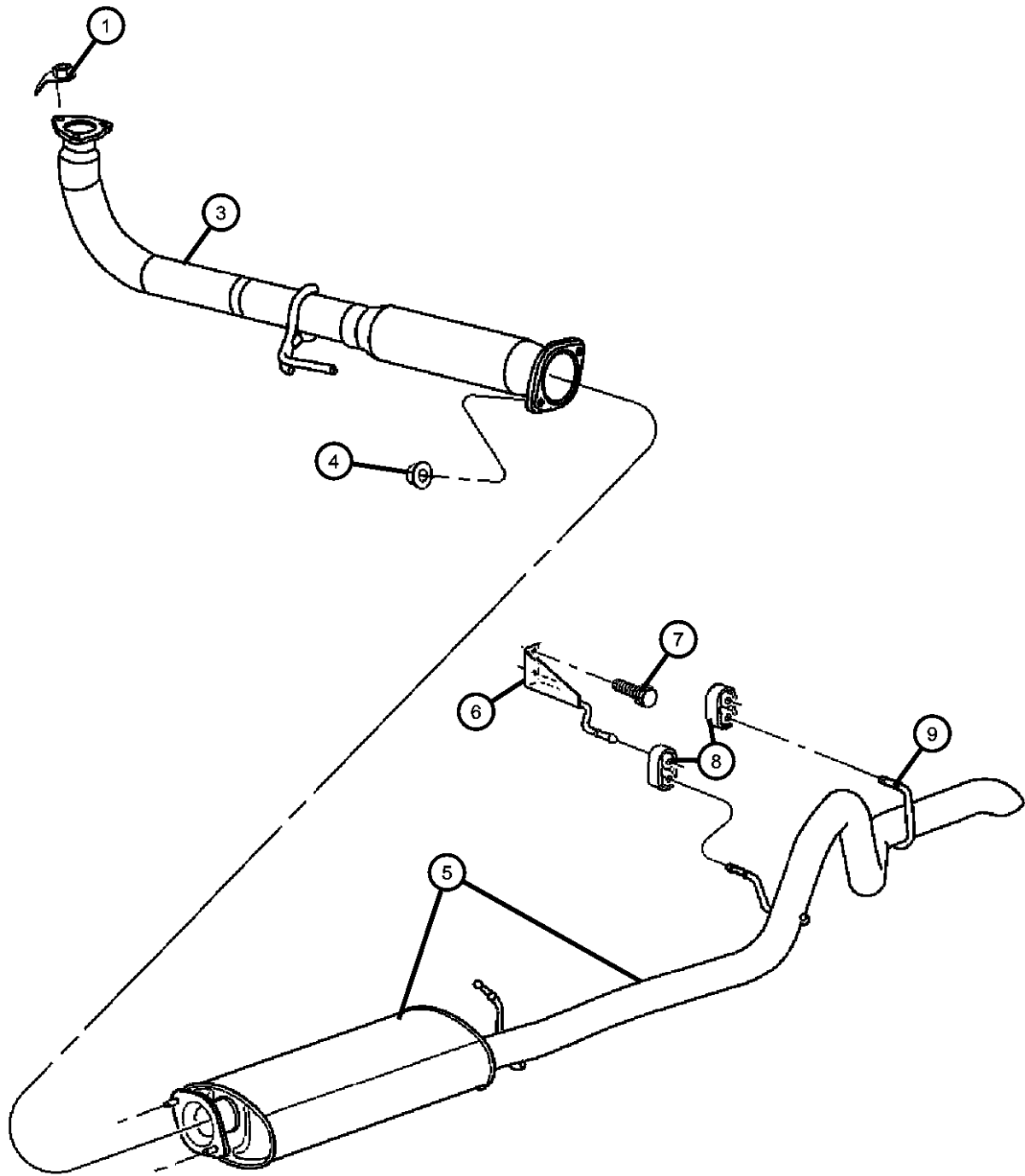
Illustration Title Group-Fig. No.

Exhaust System
Exhaust System, 2.8L Diesel (ENR)..... Fig. 11 - 110

Heat Shields
Heat Shields, 2.8L Diesel (ENR)..... Fig. 11 - 210

<div>011-100 Exhaust System</div> <div></div>	<div>011-200 Heat Shields</div> <div></div>		
---	--	--	--

Exhaust System, 2.8L Diesel (ENR)
Figure 11-110

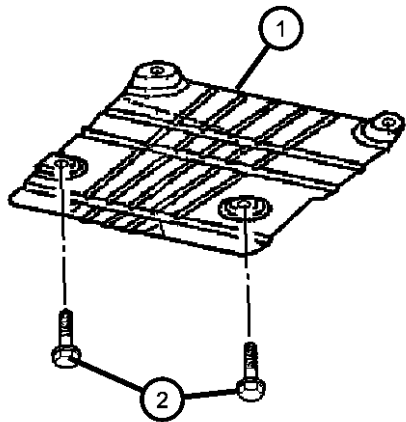


ITEM	PART NUMBER	QTY	LINE	SERIES	BODY	ENGINE	TRANS	TRIM	DESCRIPTION
1	06101695	3				EN0			NUT, Hex Flange Lock
-2	56052573AA	1				EN0	DDD		HANGER, Exhaust, Front Pipe Hanger
3	56052505AA	1				EN0			PIPE, Exhaust Front
4	06502337	2							NUT, M10x1.5
5									MUFFLER AND TAILPIPE, Exhaust
	56022998AA	1				ER0			
	56052506AA	1				EN0			
6	52019408AC	1				EN0			HANGER, Muffler
7	06505178AA	4				EN0			SCREW, Hex Head
8	52101035	3				EN0			INSULATOR, Exhaust
9	52019413	1				EN0			HANGER, Exhaust

AR = use ase required - = Non illustrated part

Heat Shields, 2.8L Diesel (ENR)
Figure 11-210

ITEM	PART NUMBER	QTY	LINE	SERIES	BODY	ENGINE	TRANS	TRIM	DESCRIPTION
1	53013753AB	1				EN0			SHIELD, Exhaust Manifold
2	06100293	2				EN0			BOLT AND CONED WASHER, Hex Head, M8x14x17



AR = use ase required - = Non illustrated part

Group - 13

Frames and Bumpers

Group - 13 Frames and Bumpers

Illustration Title

Group-Fig. No.

Frames

FrameFig. 13 - 110

Front Bumper and Fascia

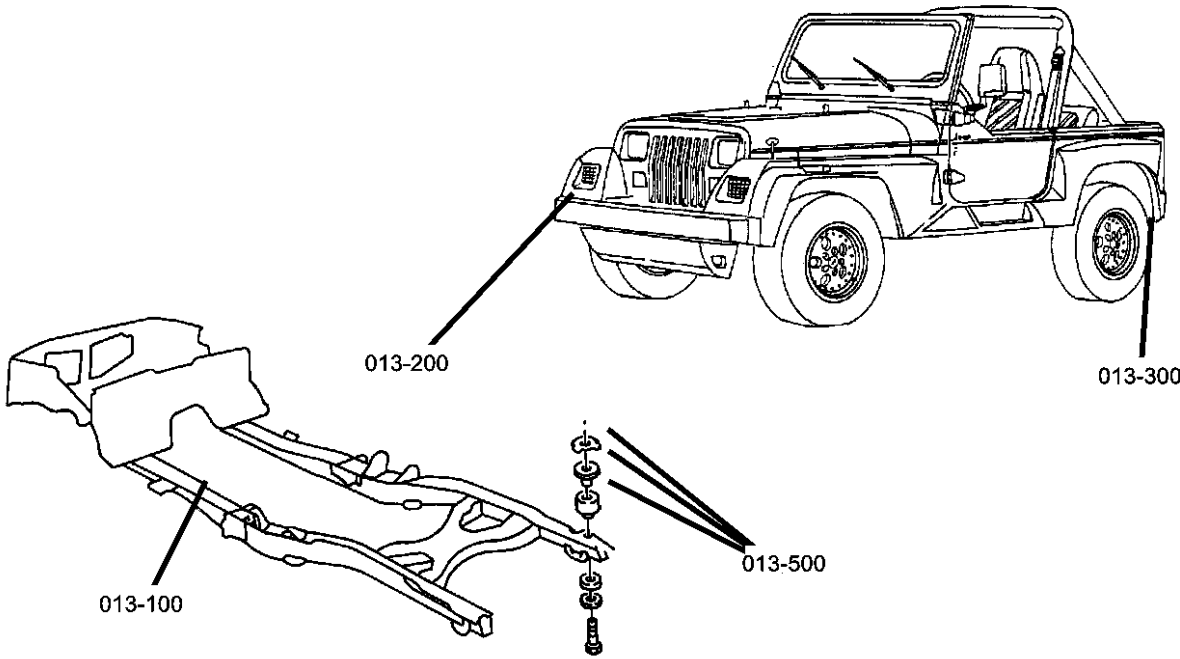
Bumper, FrontFig. 13 - 210

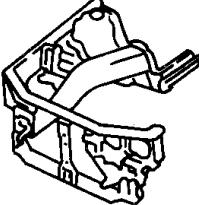
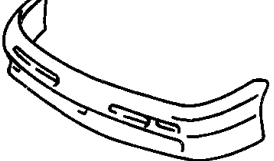


Rear Bumper and Fascia

Bumper, RearFig. 13 - 310

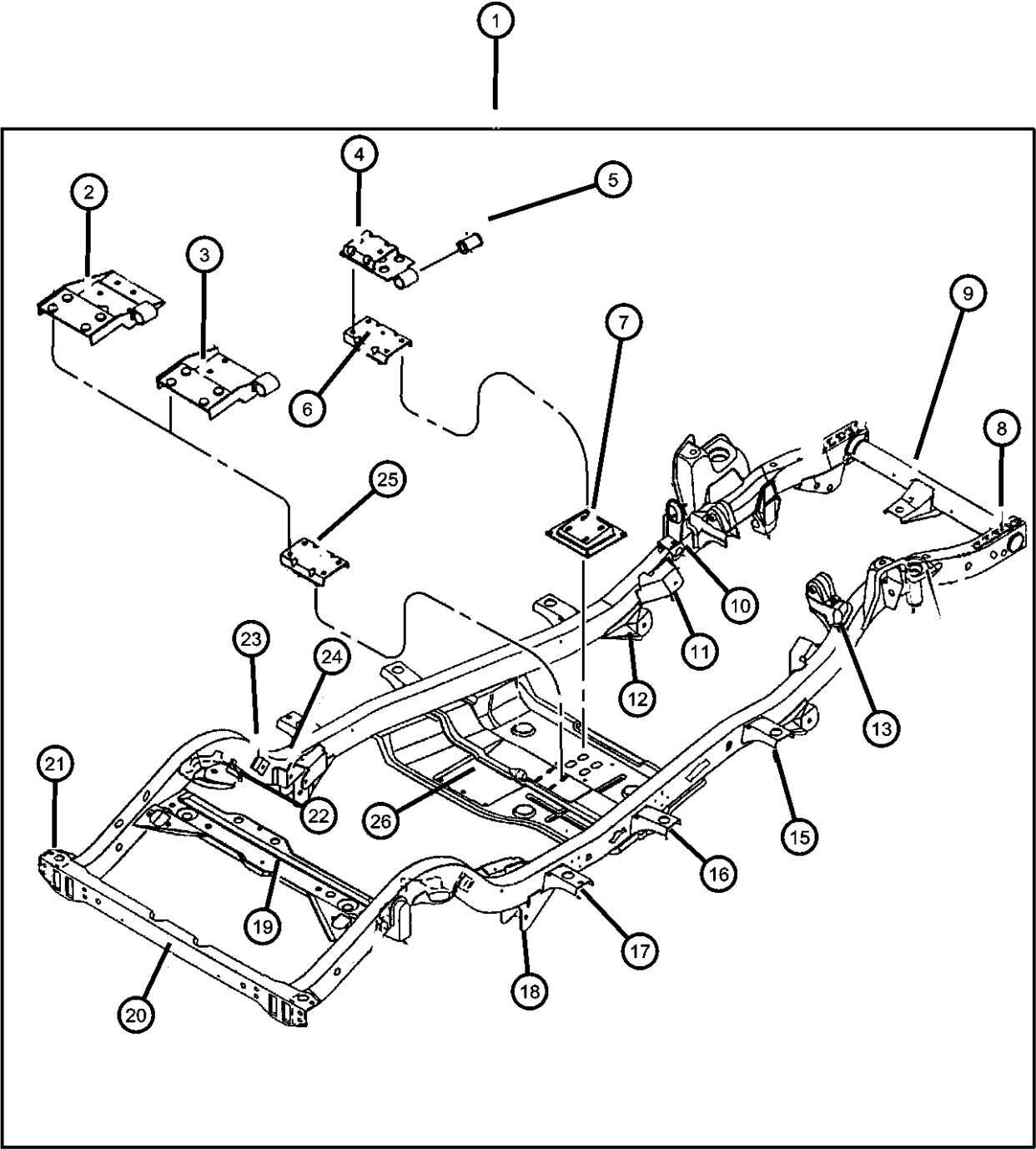
Body Hold Down

Body Mounting HardwareFig. 13 - 510



<div>013-100 Frames</div> <div></div>	<div>013-200 Front Bumper and Fascia</div> <div></div>	<div>013-300 Rear Bumper and Fascia</div> <div></div>	<div>013-500 Body Hold Down</div> <div></div>
--	---	---	--

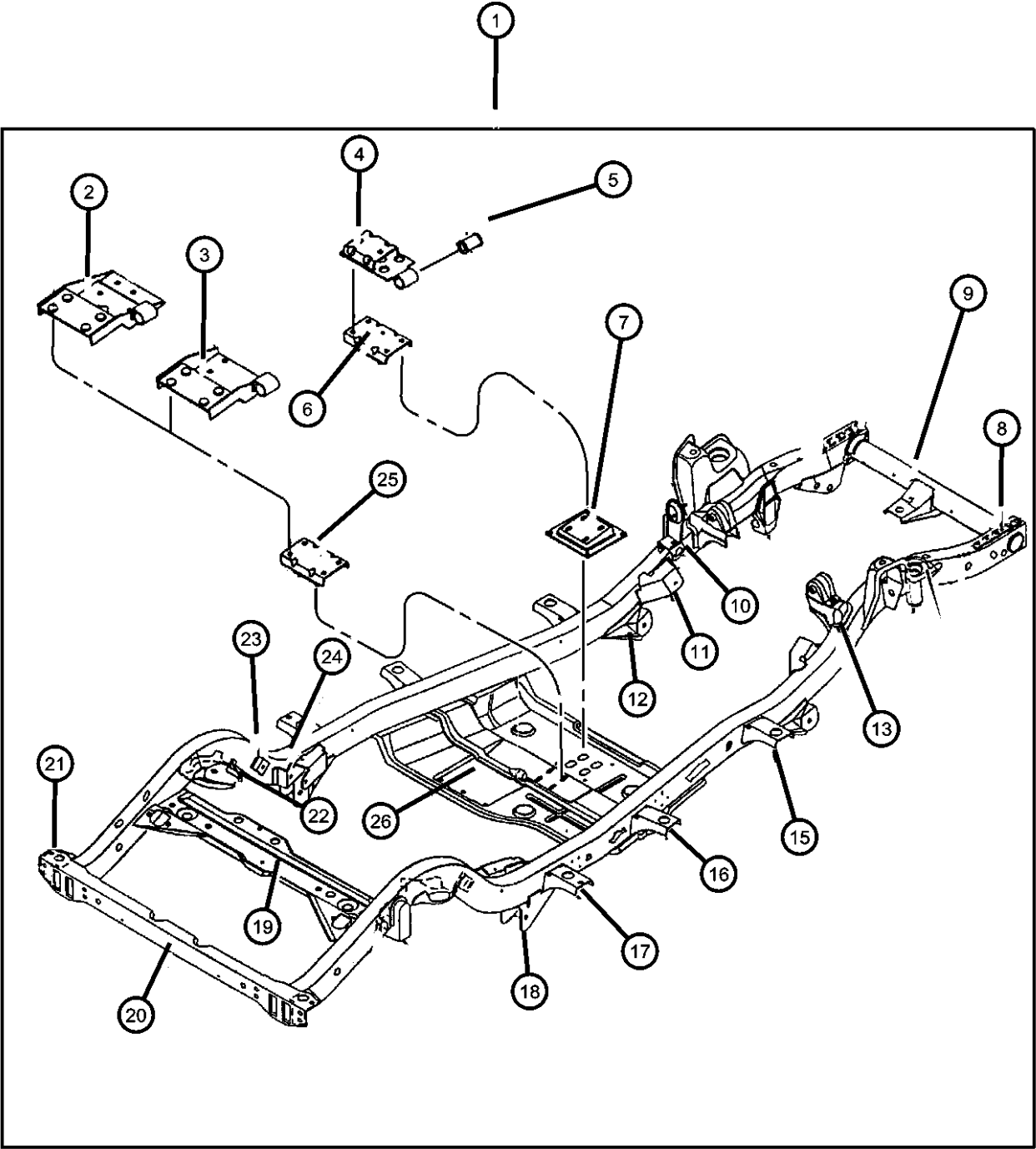
Frame
Figure 13-110



ITEM	PART NUMBER	QTY	LINE	SERIES	BODY	ENGINE	TRANS	TRIM	DESCRIPTION
Note: Sales Code EN0 = 2.8L Diesel Engine Note: Sales Code ER0 = 4.0L Gas Engine									
1									FRAME, Chassis
	56022985AB	1							[ER0]
	56052541AB	1							[EN0]
2									BRACKET, Transmission Mount
	52058546AB	1							[ER0]
	56052504AA	1							[EN0]
3									BRACKET, Transmission Mount
	52058546AB	1							[ER0]
	56052504AA	1							[EN0]
4									BRACKET, Transmission Mount
	52058546AB	1							[ER0]
	56052504AA	1							[EN0]
5									BUSHING, Exhaust Hanger
	52085085	1							[ER0]
		1							[EN0]
6	52058551AB	1							MOUNT, Transmission, [ER0]
7									BRACKET, Transmission Mount
	52058546AB	1							[ER0]
	56052504AA	1							[EN0]
8	52058430AB	2							PLATE, Suspension
9	05003819AA	1							CROSSMEMBER, Underbody
10	52058893	1							BRACKET, Frame Rail
11									BRACKET, Frame Rail
	52058160AB	1							Right
	52058161AB	1							Left
12									BRACKET, Frame Rail
	52058090	1							Right
	52058091	1							Left
13									BRACKET, Engine Support
	52058864	1							Right
	52058865	1							Left
-14									REINFORCEMENT, Engine Mount
	52058845	1							Left
	52058911	1							Right
15	05003831AA	4							BRACKET, Frame
16	05003831AA	4							BRACKET, Frame
17	05003836AA	4							BRACKET, Frame
18									BRACKET, Frame Rail
	05003833AA	1							Left

AR = use ase required - = Non illustrated part

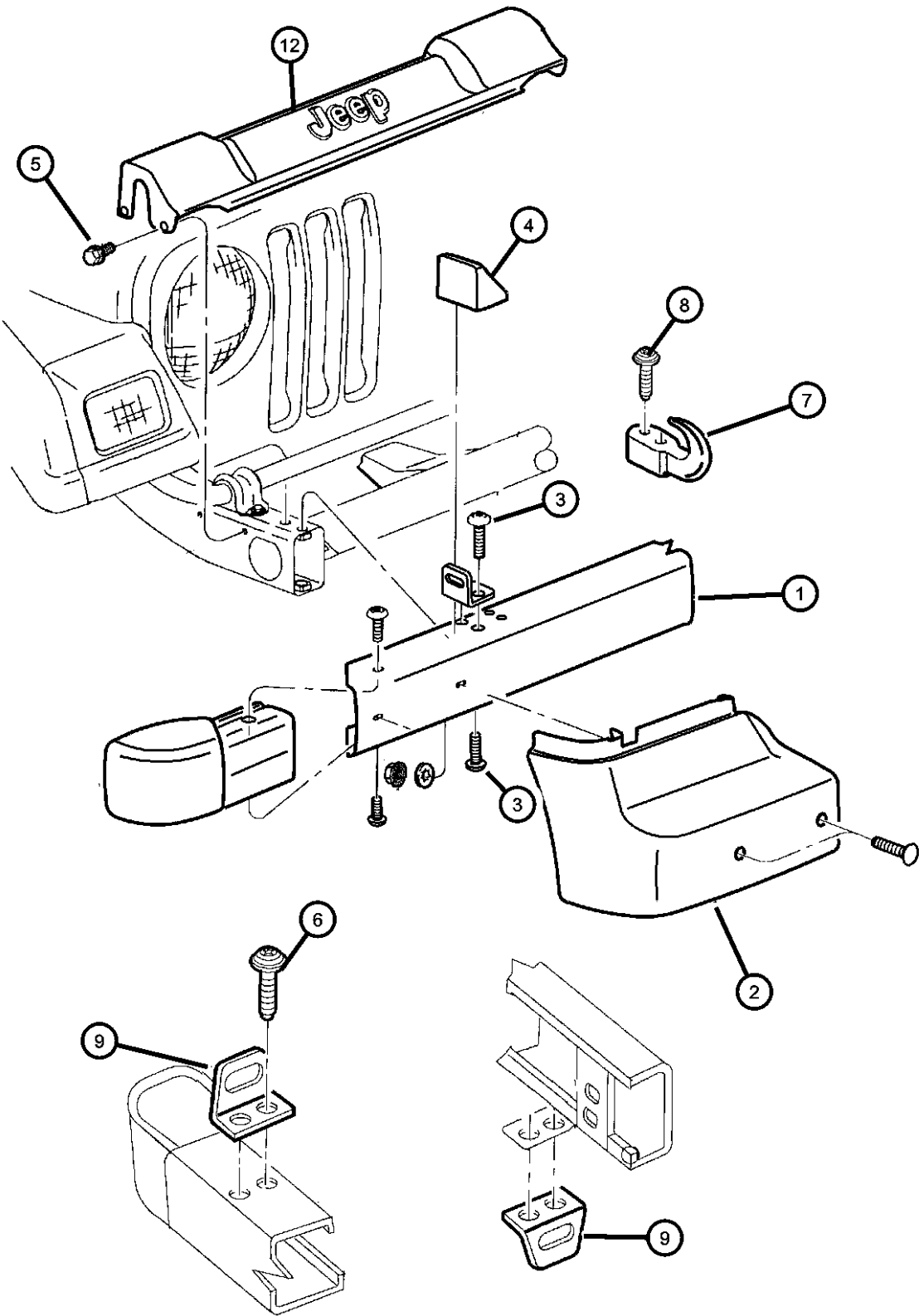
Frame
Figure 13-110



ITEM	PART NUMBER	QTY	LINE	SERIES	BODY	ENGINE	TRANS	TRIM	DESCRIPTION
	05003832AA	1							Right
19	52058136AB	1							CROSSMEMBER, Intermediate Rear
20	52058121AB	1							CROSSMEMBER, Rear Frame
21									REINFORCEMENT, Crossmember
	52058772	1							Right
	52058773	1							Left
22									BRACKET, Frame Rail
	52058420AB	1							Right
	52058421AB	1							Left
23	52058632	2							BRACKET, Stabilizer Bar
24									BRACKET, Upper Control Arm
	05003834AC	1							Right
	05003835AC	1							Left
25	52058551AB	1							MOUNT, Transmission, Trans. Support
26	56052544AA	1							SKID PLATE, Support
-27	06505175AA	AR							NUT, Rivet

AR = use ase required - = Non illustrated part

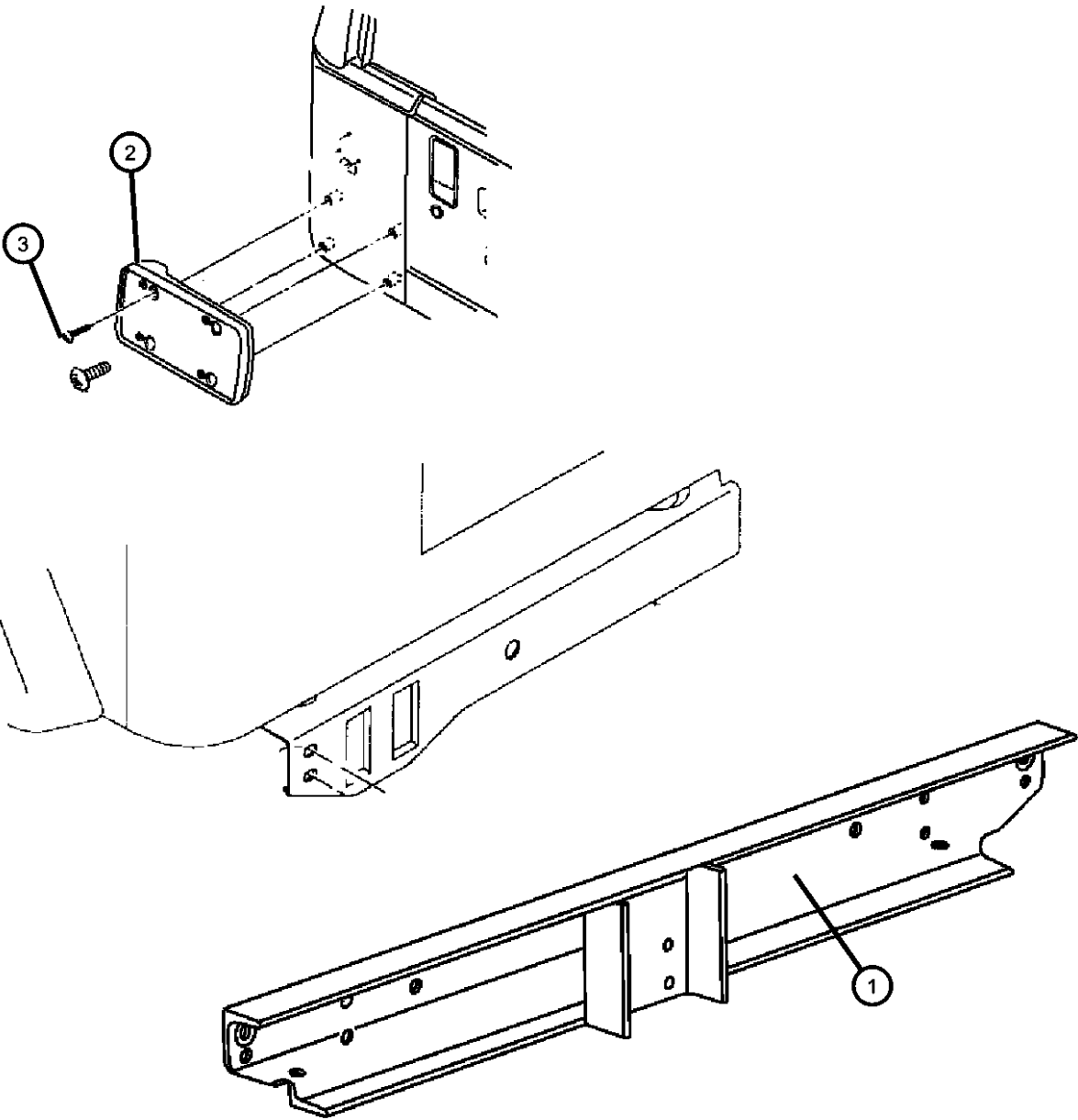
Bumper, Front
Figure 13-210



ITEM	PART NUMBER	QTY	LINE	SERIES	BODY	ENGINE	TRANS	TRIM	DESCRIPTION
1	5ED16JX8AF	1							BAR, Bumper Front - Painted
2	55155667AF	1							COVER, Bumper
3	55155667AF	1							SCREW, Pan Head, (NOT SERVICED)
4	55155667AF	1							CAP, (NOT SERVICED)
5	06501925	4							PIN, Push
6	06501925	4							SCREW, (NOT SERVICED)
7	56052238AA	1							HOOK, Tow
8	56052238AA	1							SCREW, (NOT SERVICED)
9	56052238AA	1							HOOK, Tow
-10	56052238AA	1							SCREW, (NOT SERVICED)
-11	56052238AA	1							NUT, (NOT SERVICED)
12	55155667AF	1							COVER, Bumper
-13	56052236AA	4							EYE, Tow
-14	J4006126	2							NUT, Plastic

AR = use ase required - = Non illustrated part

Bumper, Rear
Figure 13-310

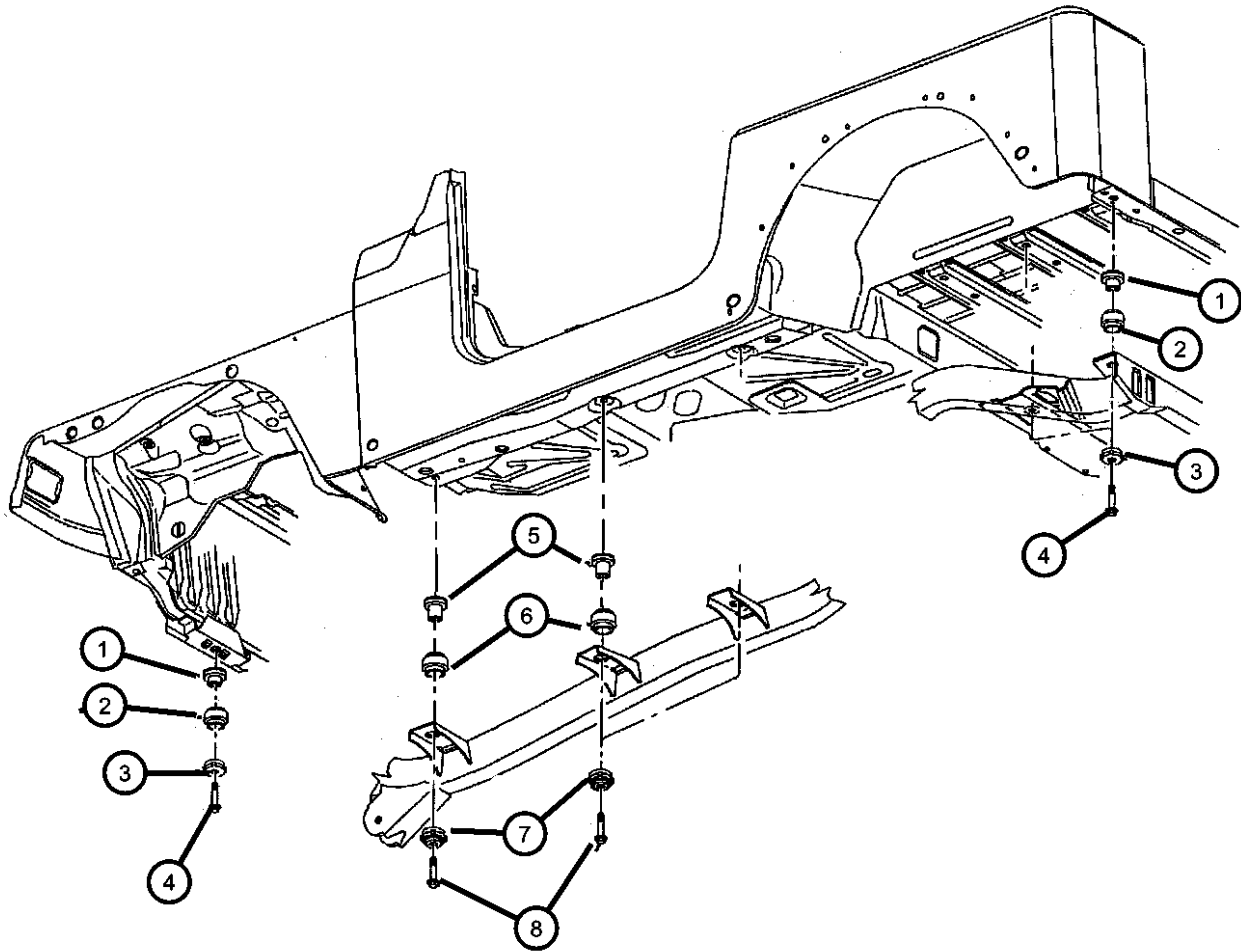


ITEM	PART NUMBER	QTY	LINE	SERIES	BODY	ENGINE	TRANS	TRIM	DESCRIPTION
1	56052237AB	1							DRAWBAR, Attachment
2	55174994	1							BRACKET, License Plate
3	55174994	1							SCREW, (NOT SERVICED)
-4	56052238AA	1							HOOK, Tow
-5	56052236AA	4							EYE, Tow
-6	34201686	2							BOLT, Hex Flange Head, M12x1.18x35

AR = use ase required - = Non illustrated part

Body Mounting Hardware
Figure 13-510

ITEM	PART NUMBER	QTY	LINE	SERIES	BODY	ENGINE	TRANS	TRIM	DESCRIPTION
1	52001961	8							RETAINER, Body Mount
2	55176179	5							INSULATOR, Body Hold Down
3	55176178	5							INSULATOR, Body Hold Down
4	55176178	5							SCREW, .437-14x.75, Use J4007412, (NOT SERVICED)
5	52002661	5							RETAINER, Body Mount
6	55176177AB	8							INSULATOR, Body Hold Down
7	55176180	8							INSULATOR, Body Hold Down
8	55176180	8							SCREW, Hex Flange Head, .50-13x3.75, (NOT SERVICED)

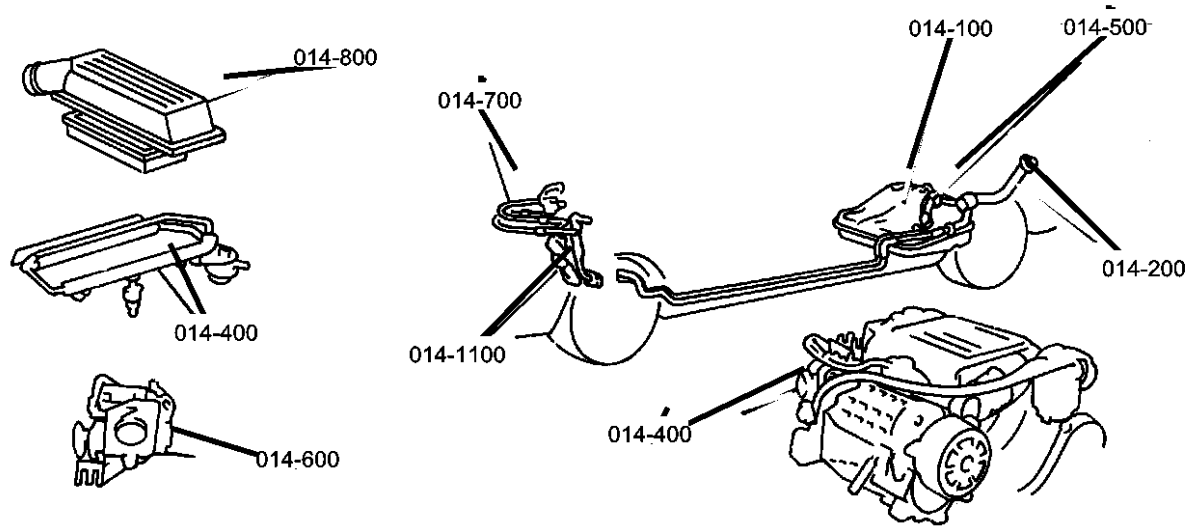


AR = use ase required - = Non illustrated part

Group - 14

Fuel

014-100 Tank, Fuel	014-1100 Accelerator Pedal	014-200 Fuel Tank Filler Tube	014-300 Fuel Lines
014-400 Fuel Rail	014-500 Fuel Pump and Sending Unit	014-600 Throttle Body	014-700 Throttle Controls
014-800 Air Cleaner			

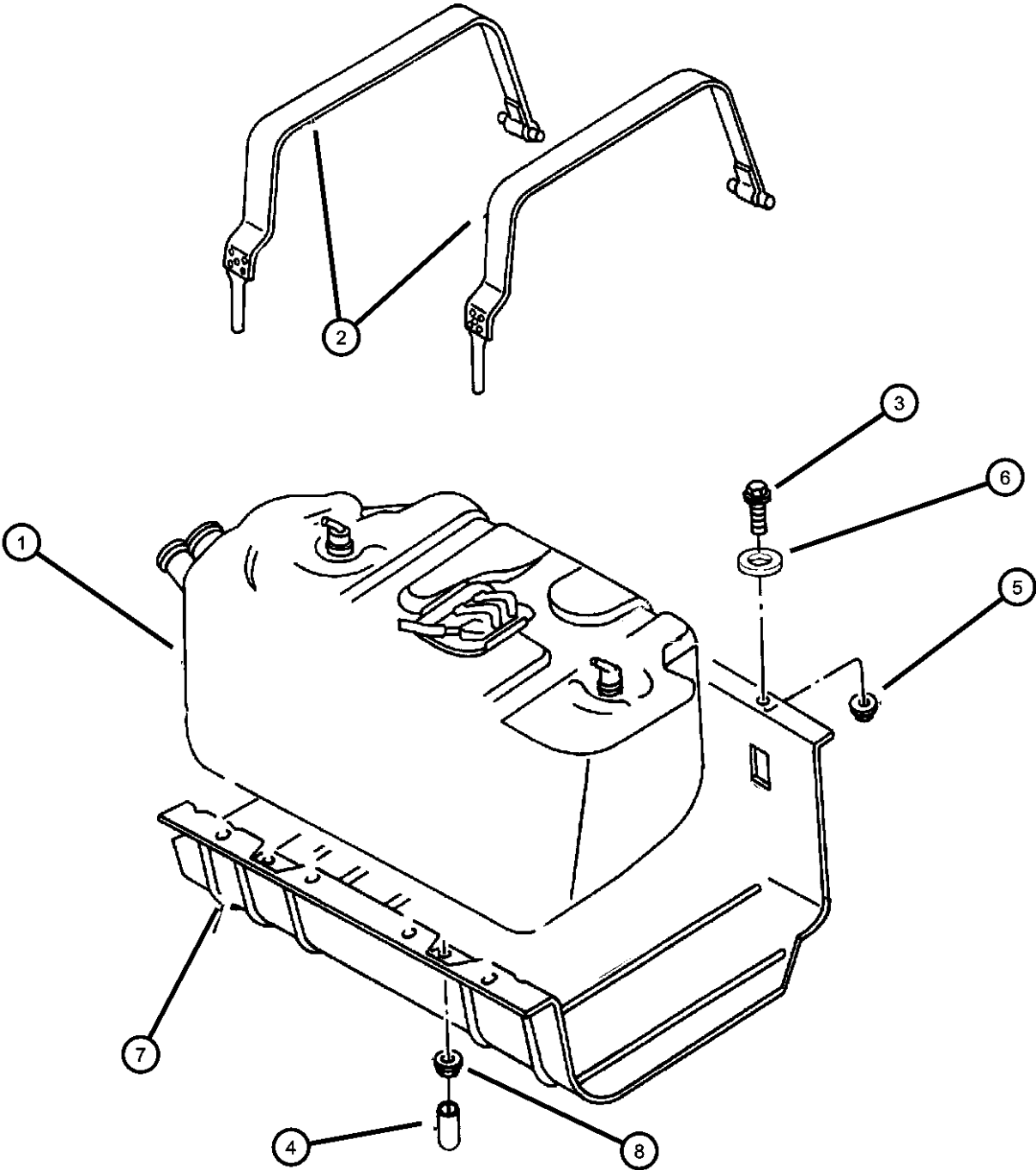


Group - 14 Fuel

Illustration Title	Group-Fig. No.
Tank, Fuel	
Fuel Tank, 2.8L Diesel (ENR)	Fig. 14 - 110
Fuel Tank Filler Tube	
Fuel Filler Tube, 2.8L Diesel (ENR).....	Fig. 14 - 210
Fuel Lines	
Fuel Lines, Front,2.8L Diesel (ENR).....	Fig. 14 - 310
Fuel Lines, Rear, Chassis 2.8L Diesel (ENR).....	Fig. 14 - 320
Fuel Filter and Water Separator.....	Fig. 14 - 330
Fuel Rail	
Fuel Injection System	Fig. 14 - 410
Fuel Pump and Sending Unit	
Fuel Module, 2.8L Diesel (ENR)	Fig. 14 - 510
Throttle Body	
Turbocharger 2.8L [ENR]	Fig. 14 - 620
Throttle Controls	
Throttle Control.....	Fig. 14 - 720
Air Cleaner	
Air Cleaner, 2.8L Diesel (ENR).....	Fig. 14 - 810
Accelerator Pedal	
Accelerator Pedal	Fig. 14 - 1110

Fuel Tank, 2.8L Diesel (ENR)
Figure 14-110

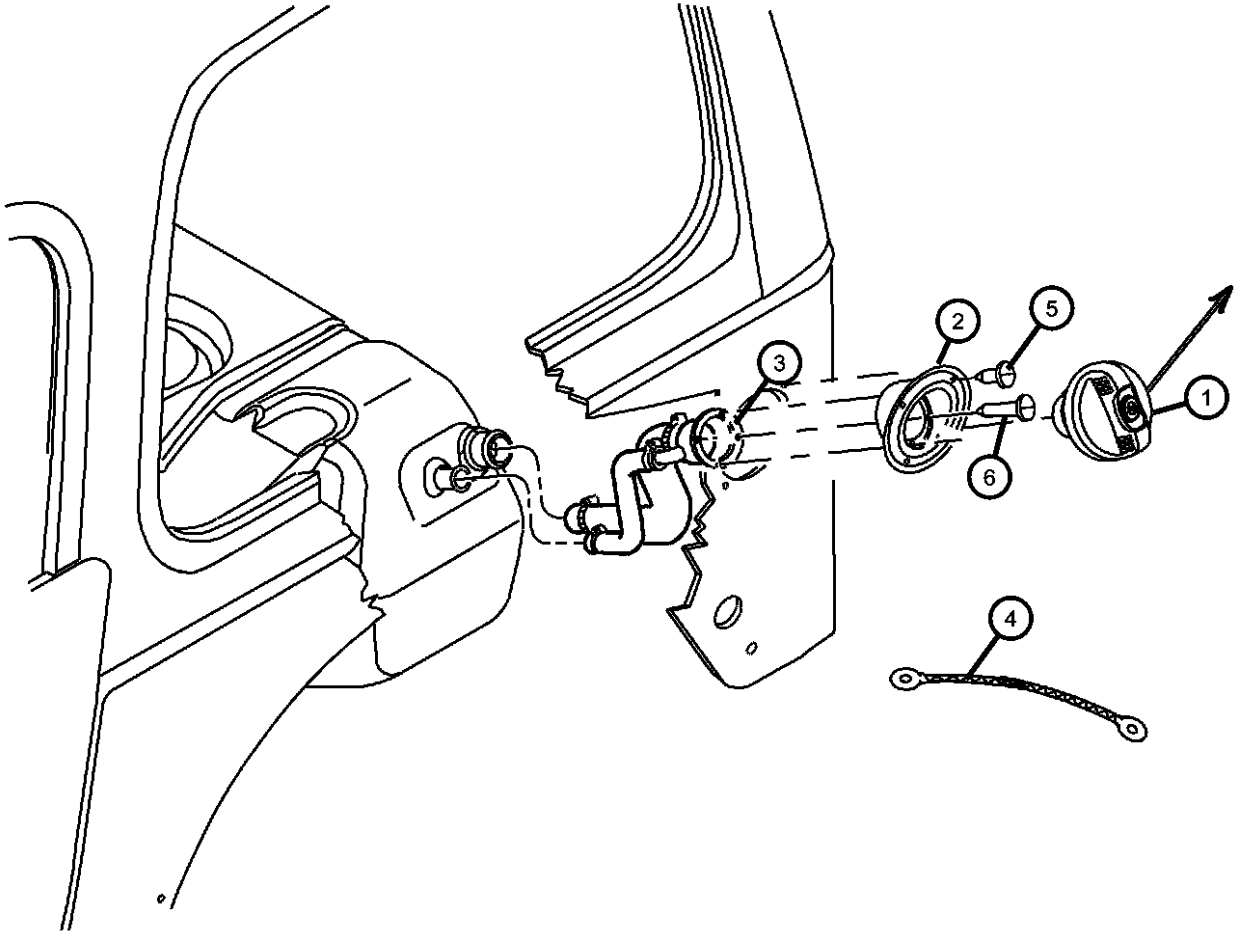
ITEM	PART NUMBER	QTY	LINE	SERIES	BODY	ENGINE	TRANS	TRIM	DESCRIPTION
1	52059617AE	1				EN0			TANK, Fuel - Plastic
2	52100235AD	2							STRAP, Fuel Tank
3	J4005819	7							BOLT, .312-18x.750
4	52018098	2							CAP, Support Strap Stud
5	J4003587	2							NUT, Hex
6	J4005293	7							RETAINER, Push In Type M6.3 Hole
7	52100219AB	1							PLATE, Skid, With Sales Code XEE
8	J4003587	2							NUT, Hex
-9	06025008	7							NUT, Fuel Tank Skid Plate to Frame



AR = use ase required - = Non illustrated part

Fuel Filler Tube, 2.8L Diesel (ENR)
Figure 14-210

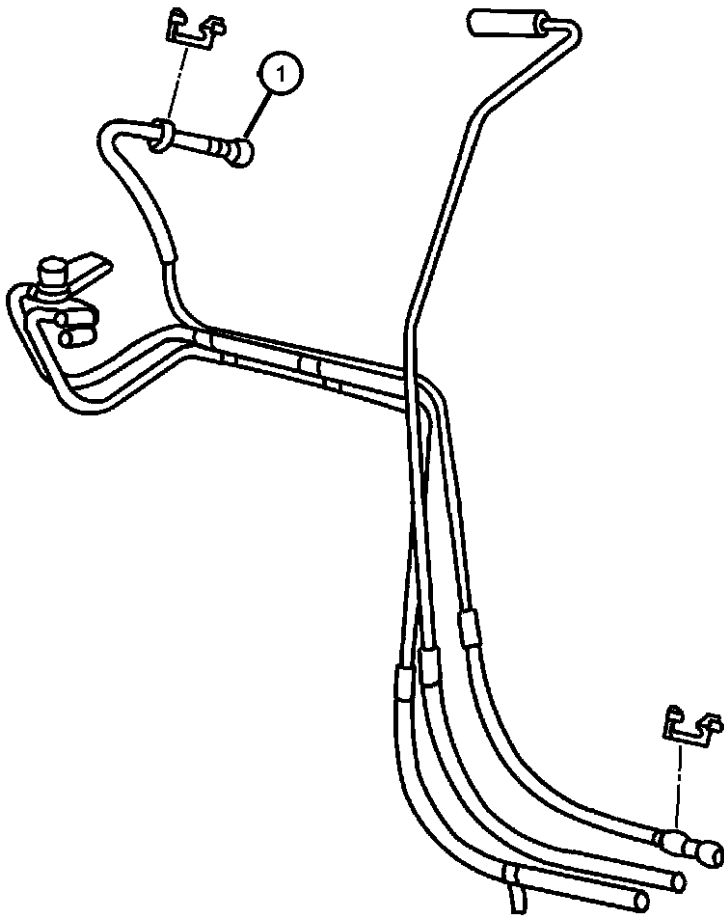
ITEM	PART NUMBER	QTY	LINE	SERIES	BODY	ENGINE	TRANS	TRIM	DESCRIPTION
1	52100552AE	1							CAP, Fuel Filler
2	52127675AE	1							HOUSING, Fuel Filler
3	56052513AC	1				EN0			TUBE, Fuel Filler
4	56009161	1							STRAP, Ground
5	06104507AA	4							SCREW, Fuel Filler Housing to Body
6	06036163AA	4							SCREW, .19-16x1.00



AR = use ase required - = Non illustrated part

Fuel Lines, Front,2.8L Diesel (ENR)
Figure 14-310

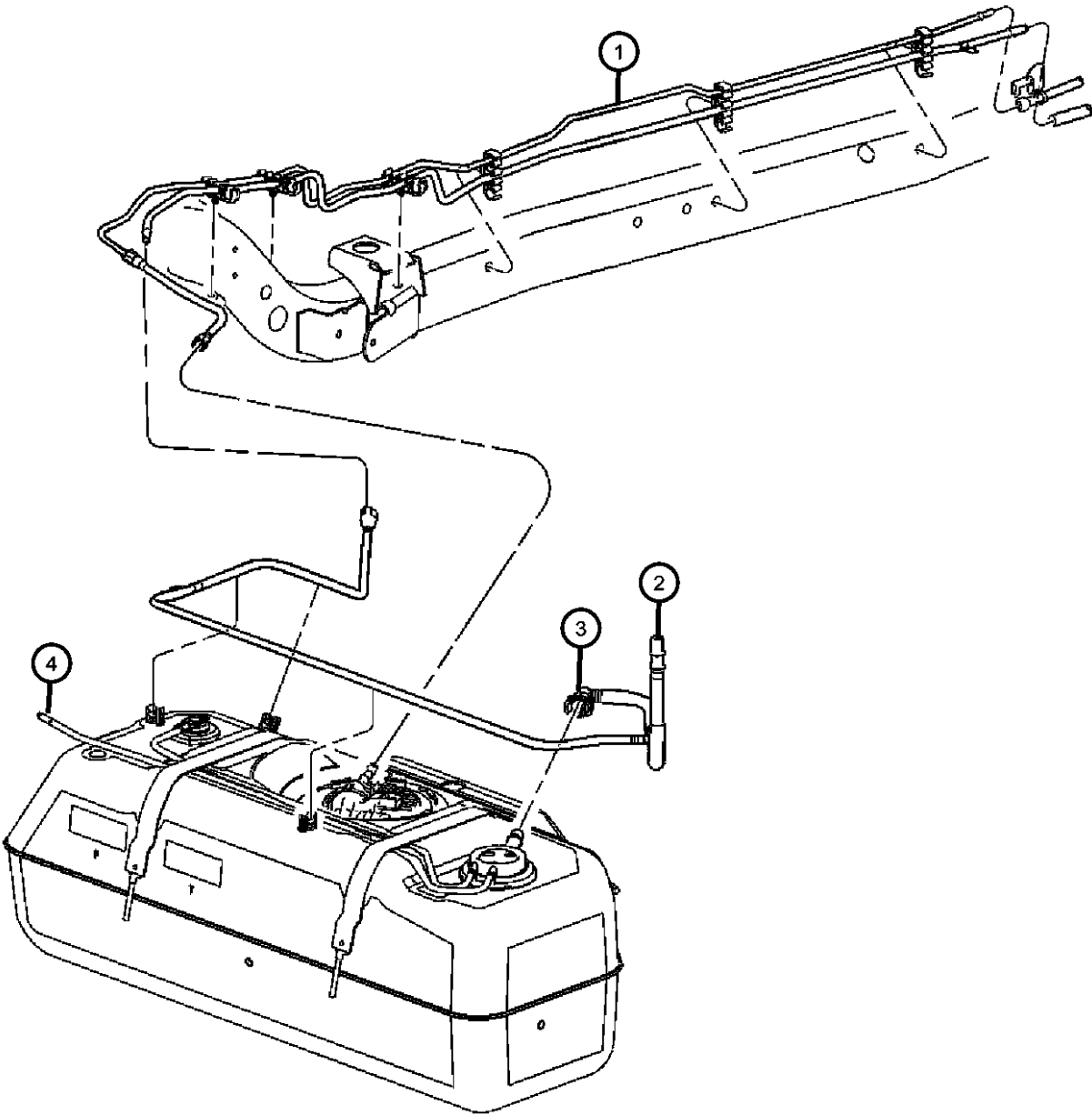
ITEM	PART NUMBER	QTY	LINE	SERIES	BODY	ENGINE	TRANS	TRIM	DESCRIPTION
1	56052514AB	1				EN0			BUNDLE, Fuel Line
-2	06100266	4				EN0			BOLT AND WASHER, M6x1.0x20
-3	06505175AA	4				EN0			NUT, Rivet
-4	06505775AA	1				EN0			CLAMP, Hose



AR = use ase required - = Non illustrated part

Fuel Lines, Rear, Chassis 2.8L Diesel (ENR)
Figure 14-320

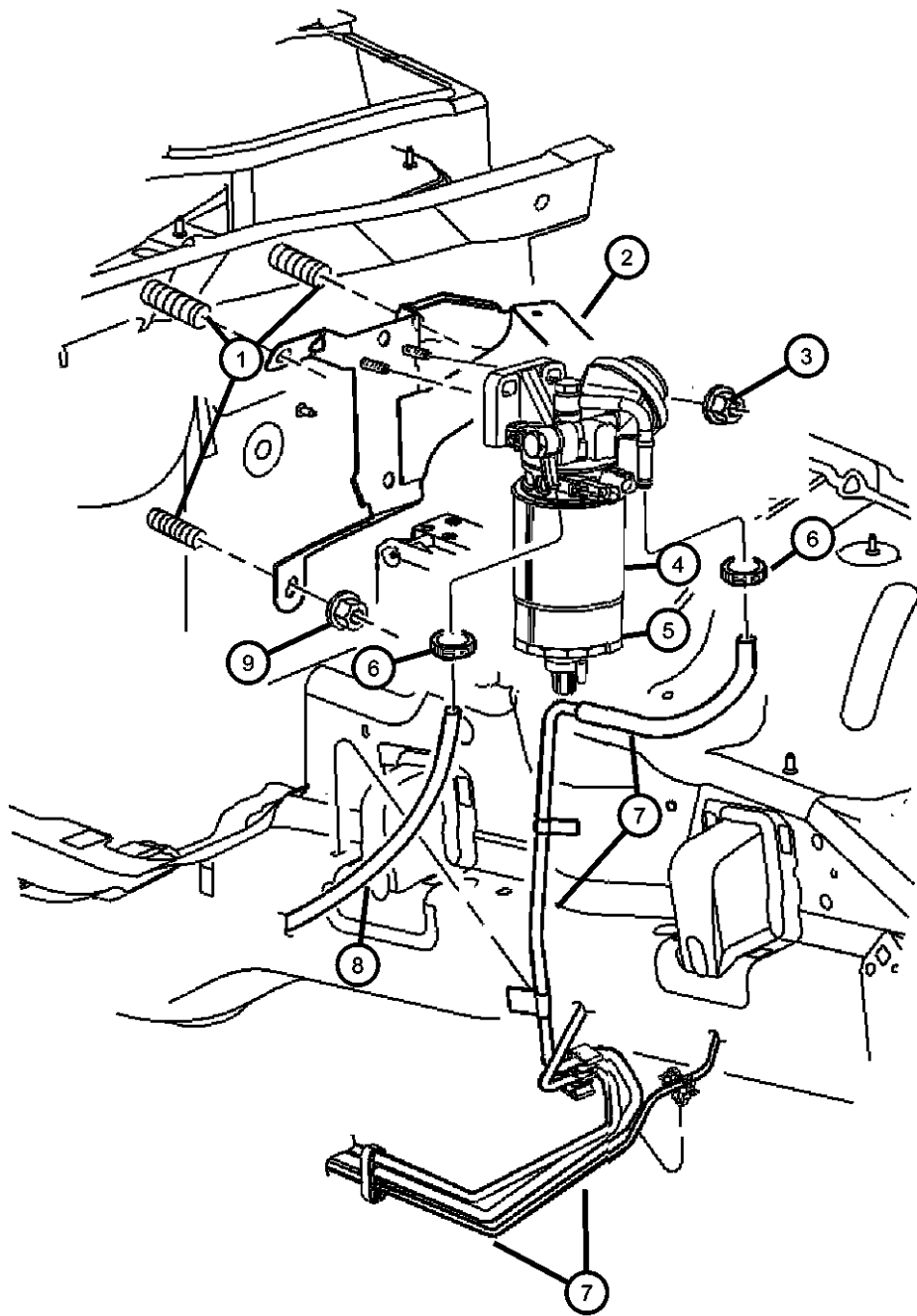
ITEM	PART NUMBER	QTY	LINE	SERIES	BODY	ENGINE	TRANS	TRIM	DESCRIPTION
1	56052515AA	1				EN0			BUNDLE, Fuel Supply and Return
2	56052515AA	1							VALVE, Flow Control, (NOT SERVICED)
3	56052515AA	1							CONNECTOR, (NOT SERVICED)
4	56052515AA	1							CHECK VALVE, Fuel, (NOT SERVICED)
-5	56052516AA	1				EN0			TUBE, Fuel Tank Filler Vent



AR = use ase required - = Non illustrated part

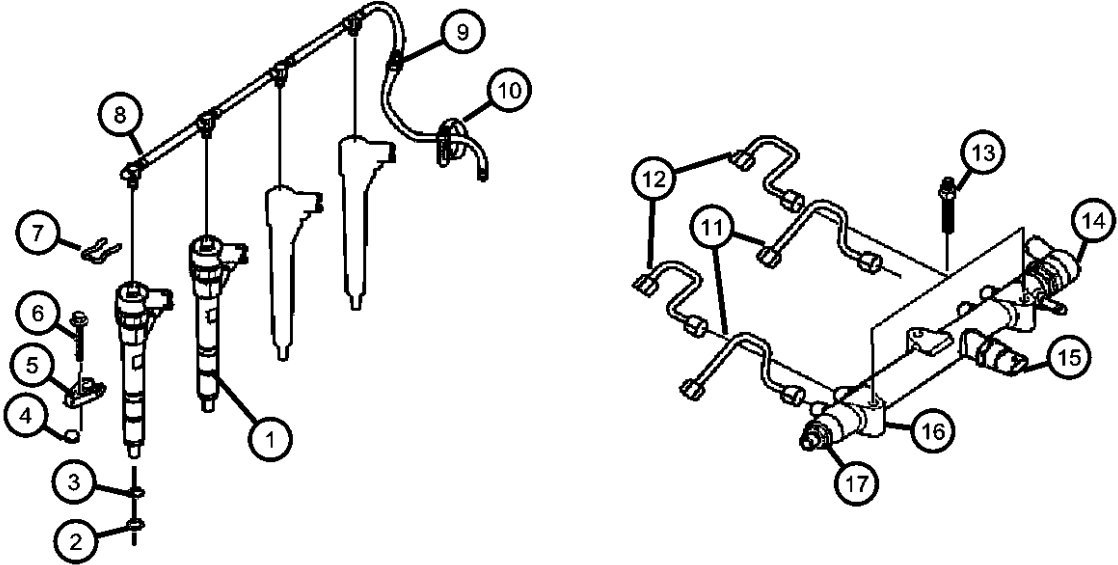
Fuel Filter and Water Separator
Figure 14-330

ITEM	PART NUMBER	QTY	LINE	SERIES	BODY	ENGINE	TRANS	TRIM	DESCRIPTION
Note; Sales Codes [EN0]= All 4/5 Cylinder Turbo Diesels									
1	56052516AA	1							STUD, (NOT SERVICED)
2	56052552AB	1				EN0			BRACKET, Fuel/Water Separator
3	06100517	4							NUT, Hex Lock, M8x1.25
4	56052517AB	1				EN0			FILTER, Fuel/Water Separator
5	56052518AA	1				EN0			FILTER, Fuel
6	06104795AA	1				EN0			CLAMP, Hose
7	06104795AA	1							BUNDLE, Fuel Line, Service with Fuel Bundle, (NOT REQUIRED)
8	05072725AB	1				EN0	DBB		HOSE, Fuel
9	05072725AB	1							NUT, (NOT SERVICED)



AR = use ase required - = Non illustrated part

Fuel Injection System
Figure 14-410

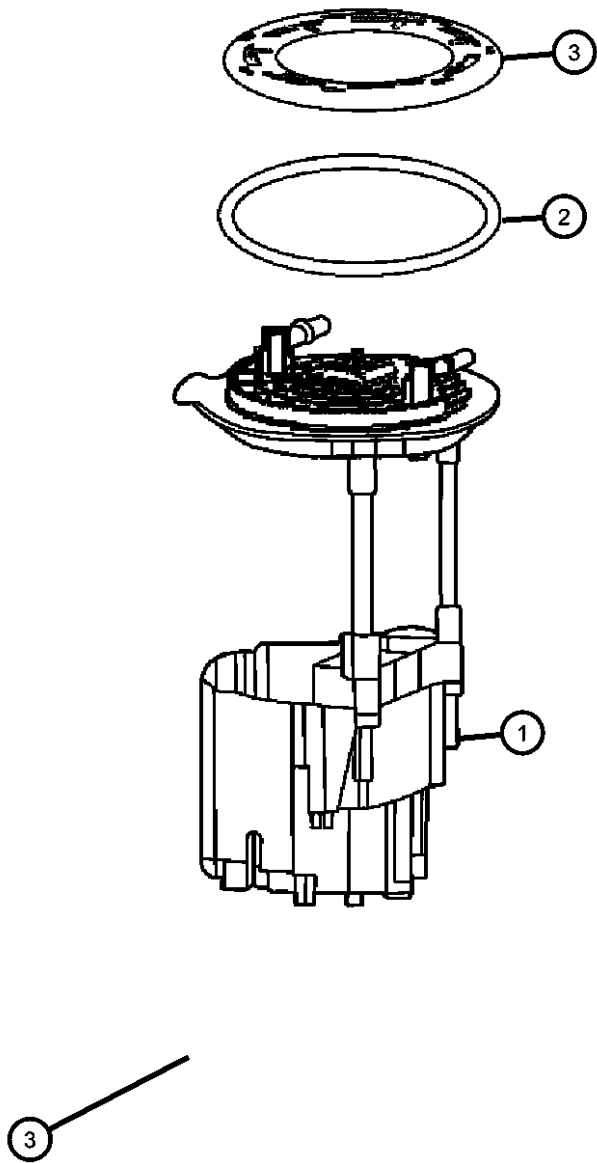


ITEM	PART NUMBER	QTY	LINE	SERIES	BODY	ENGINE	TRANS	TRIM	DESCRIPTION
1	05066820AA	4				EN0	DBB		INJECTOR, Fuel
2	05069135AB	4				EN0	DBB		O RING
3	05072722AA	4				EN0	DBB		O RING, Fuel Injector
4	05093922AA	4				EN0	DBB		PLATE
5	05066904AA	1				EN0	DBB		CONNECTOR, Injector
6	05066962AA	1				EN0	DBB		SCREW
7	05083712AA	4				EN0	DBB		CLIP, Fuel Injector
8	05093923AA	1				EN0	DBB		PIPE, Fuel Spill Return
9	05083711AA	1				EN0	DBB		VALVE
10	04728184	1				EN0	DBB		CLIP, Spill Return Pipe
11	05159022AA	2				EN0	DBB		TUBE, Fuel Injector Supply
12	05159021AA	2				EN0	DBB		TUBE, Fuel Injector Supply
13	05066913AA	3				EN0	DBB		STUD
14	05093924AA	1				EN0	DBB		RAIL, Fuel
15	05072726AA	1				EN0	DBB		SENSOR, Fuel Pressure
16	05093915AA	1				EN0	DBB		SPRING, Oil Pressure Relief Valve
17	05066899AA	3				EN0	DBB		O RING

AR = use ase required - = Non illustrated part

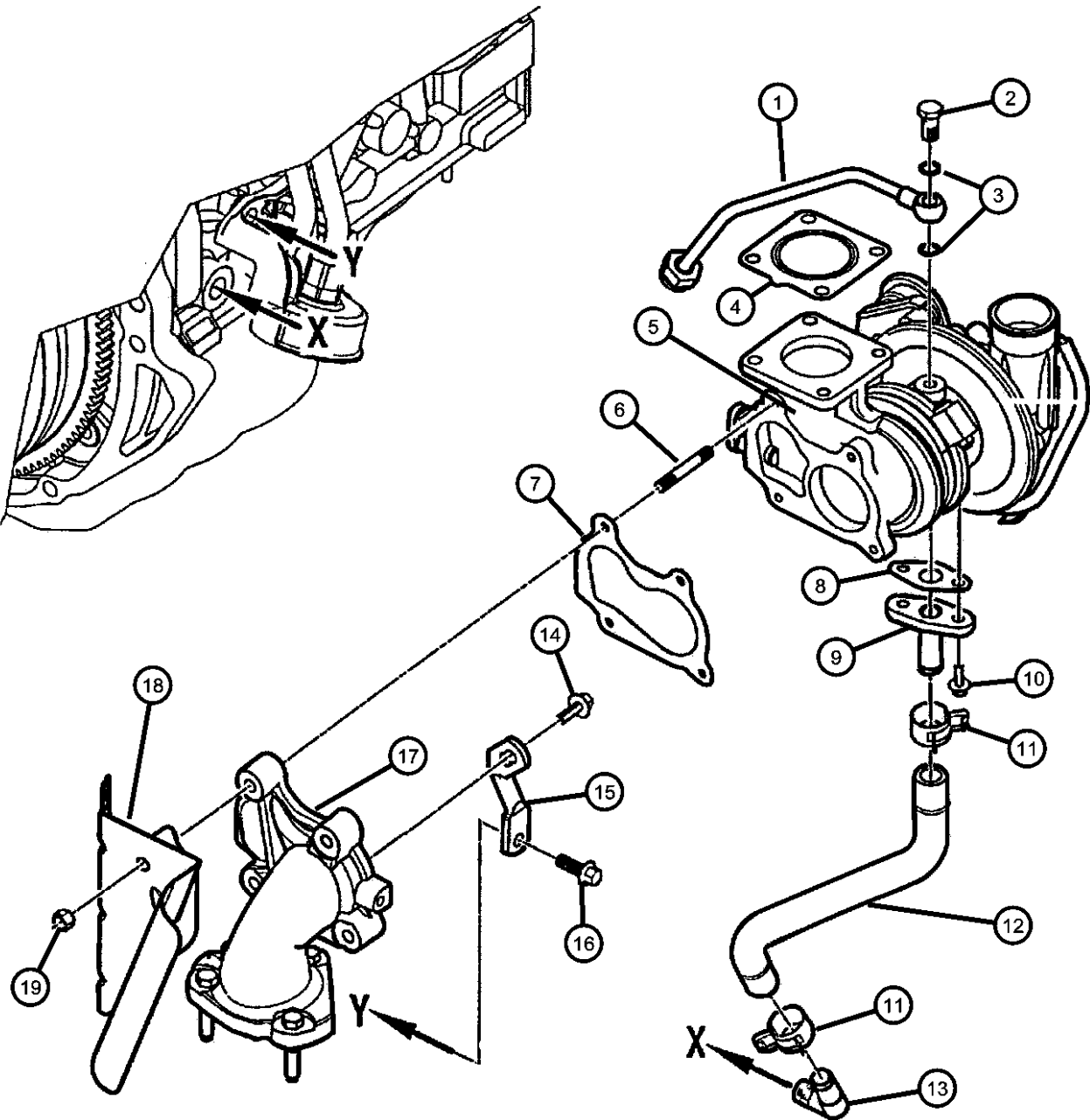
Fuel Module, 2.8L Diesel (ENR)
Figure 14-510

ITEM	PART NUMBER	QTY	LINE	SERIES	BODY	ENGINE	TRANS	TRIM	DESCRIPTION
1	05166844AB	1				EN0			MODULE PACKAGE, Fuel Tank
2	55366299AA	1				EN0			RING, Lock, Fuel Module
3	55366298AA	1				EN0			O RING, Fuel Pump and Level Unit
-4	55366298AA	1							FILTER, Fuel Module, Serviced in Module Assembly, (NOT SERVICED)



AR = use ase required - = Non illustrated part

Turbocharger 2.8L [ENR]
Figure 14-620

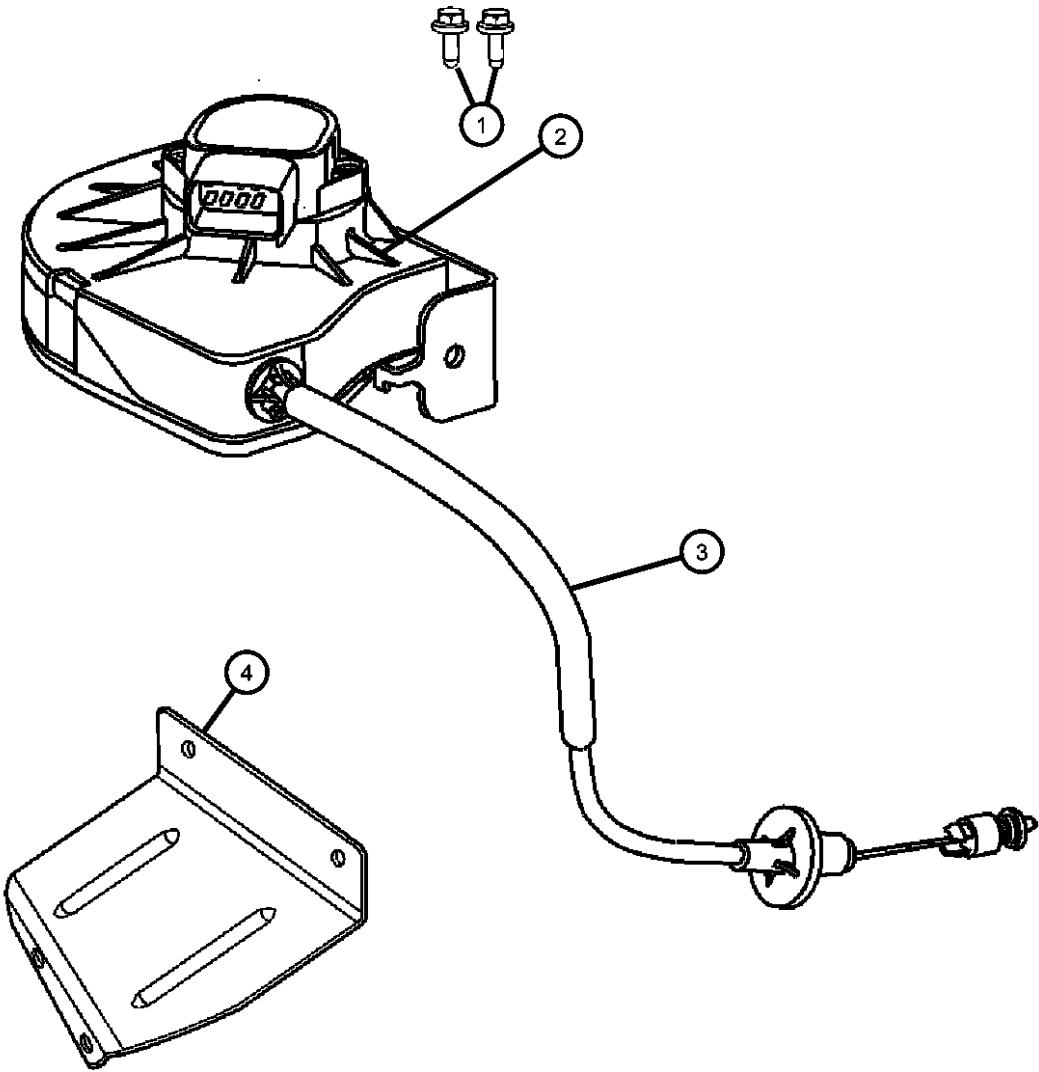


ITEM	PART NUMBER	QTY	LINE	SERIES	BODY	ENGINE	TRANS	TRIM	DESCRIPTION
Note; Sales Codes									
[DBB]= All Manual Transmissions									
[EN0]= All 4/5 Cylinder Turbo Diesels									
1	05093927AA	1				EN0	DBB		PIPE, Oil Supply
2	05135164AA	1				EN0	DBB		BOLT, Turbo Oil Feed Tube
3	04720713	1				EN0	DBB		WASHER, Implement Attaching
4	05066822AA	1				EN0	DBB		GASKET, Turbocharger To Manifold
5	05093928AA	1				EN0	DBB		TURBOCHARGER
6	05066916AA	4				EN0	DBB		STUD
7	05066915AA	1				EN0	DBB		GASKET, Turbocharger To Manifold
8	04796007AB	1				EN0	DBB		GASKET, Turbo Oil Return Pipe
9	05093929AA	1				EN0	DBB		TUBE, Oil Drain
10	05003553AB	1				EN0	DBB		SCREW
11	05019342AB	2				EN0	DBB		CLAMP, Heater Hose
12	05085983AA	1				EN0	DBB		PIPE, exhaust, turbo
13	04773709	1				EN0	DBB		ADAPTER, Oil Drain Pipe
14	05072688AA	4				EN0	DBB		SCREW
15	05072733AA	1				EN0	DBB		BRACKET, Turbo Charger
16	05003532AB	1				EN0	DBB		BOLT, Adaptor Plate
17	05072732AB	1				EN0	DBB		ELBOW, Turbo Exhaust Outlet
18	05072731AA	1				EN0	DBB		SHIELD, Heat
19	04882610	1				EN0	DBB		NUT, Lock

AR = use ase required - = Non illustrated part

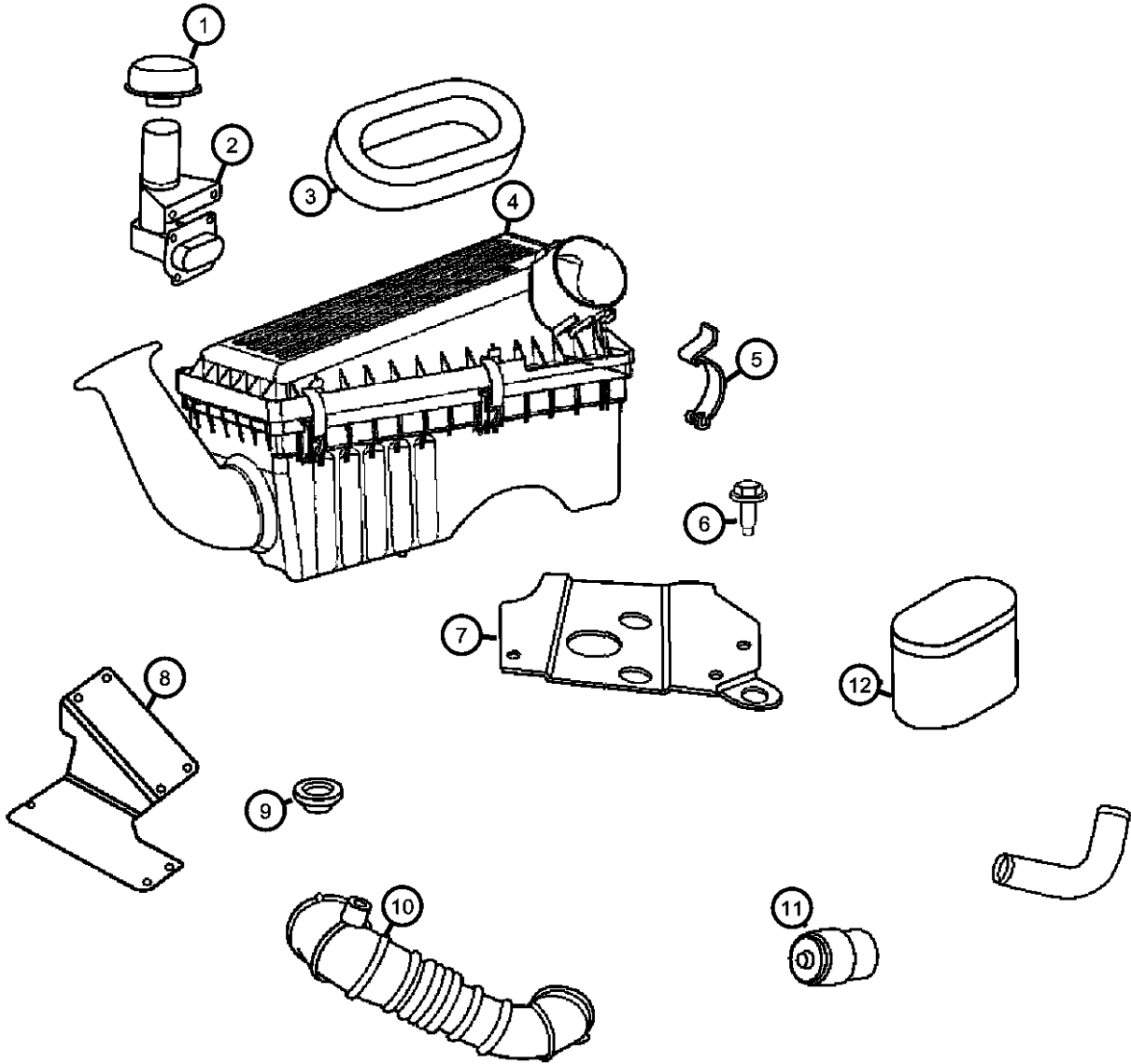
Throttle Control
Figure 14-720

ITEM	PART NUMBER	QTY	LINE	SERIES	BODY	ENGINE	TRANS	TRIM	DESCRIPTION
1									SCREW
	06035757	4							
	06501957	2				ER0			
2	52850616AE	1				EN0	DBB		BELLCRANK, Accelerator and Cruise
3	56052597AA	1				EN0			CABLE, Accelerator
4	56052627AA	1							BRACKET, Bellcrank



AR = use ase required - = Non illustrated part

Air Cleaner, 2.8L Diesel (ENR)
Figure 14-810

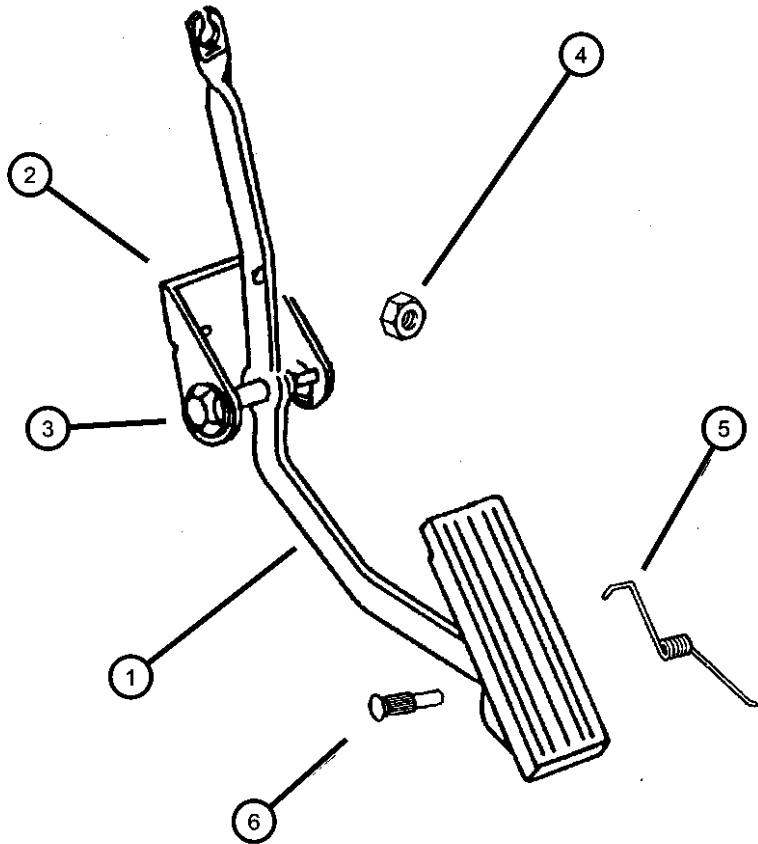


ITEM	PART NUMBER	QTY	LINE	SERIES	BODY	ENGINE	TRANS	TRIM	DESCRIPTION
1	56052560AA	1				EN0			CAP, Air Cleaner Snorkel
2	56052555AA	1				EN0			DUCT, Fresh Air Intake
3	56052563AA	1				EN0			SEAL, Air Inlet
4	56052551AB	1				EN0			AIR CLEANER
5	56052549AA	1				EN0			CLAMP, Hose to Air Cleaner
6	06100583	4							SCREW AND WASHER, Hex Head, M8x1.25x25
7	56052558AA	1				EN0			BASE PLATE, AIR CLEANER
8	56052554AB	1				EN0			BRACKET, Air Cleaner
9	53013357AA	3				EN0			GROMMET, Air Cleaner
10	56052548AB	1				EN0			HOSE, Air Cleaner to Turbo
11	56052603AA	1				EN0			GAUGE, Air Restriction Indicator
12	56052553AA	1				EN0			FILTER, Air
-13	56052550AA	1				EN0			HOSE, Separator To Air Cleaner
-14	56052563AA	1				EN0			SEAL, Air Inlet

AR = use ase required - = Non illustrated part

Accelerator Pedal
Figure 14-1110

ITEM	PART NUMBER	QTY	LINE	SERIES	BODY	ENGINE	TRANS	TRIM	DESCRIPTION
1	52078714AC	1							PEDAL, Accelerator
2	53013160AA	1							BRACKET, Accelerator Cable
3	52078653AB	2							BUSHING, Accelerator Pedal
4	34201680	2							NUT, Hex Flange, M6x1
5	53030874	1							SPRING, Torsion
6	52079019	1							PIN, Accelerator Pedal Mtg.



AR = use ase required - = Non illustrated part

Group - 16

Propeller Shafts and U-Joints

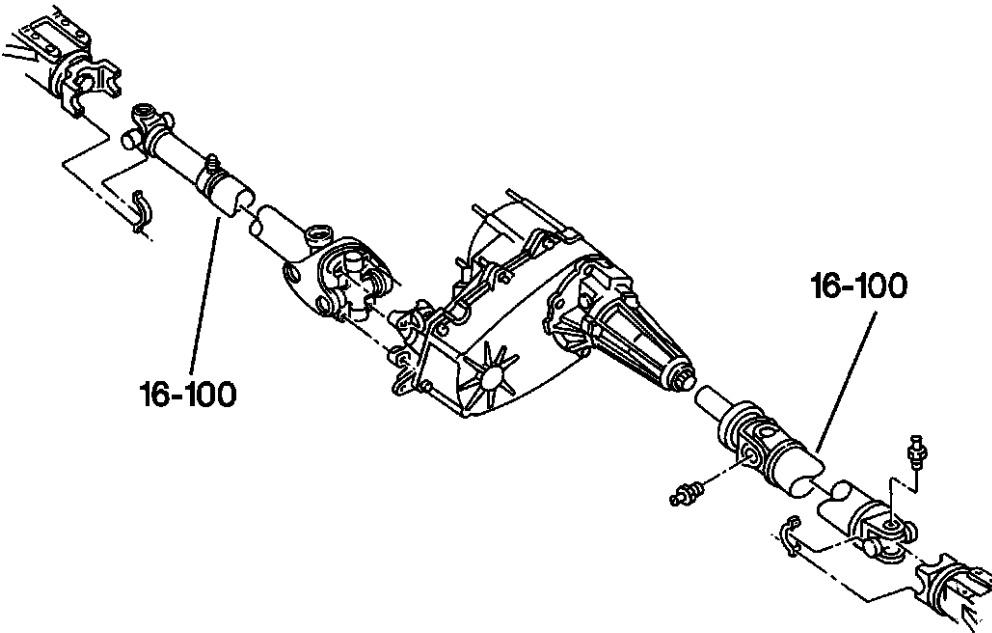
Group - 16 Propeller Shafts and U-Joints

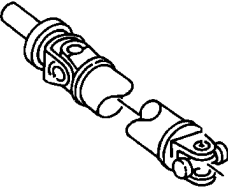
Illustration Title

Group-Fig. No.

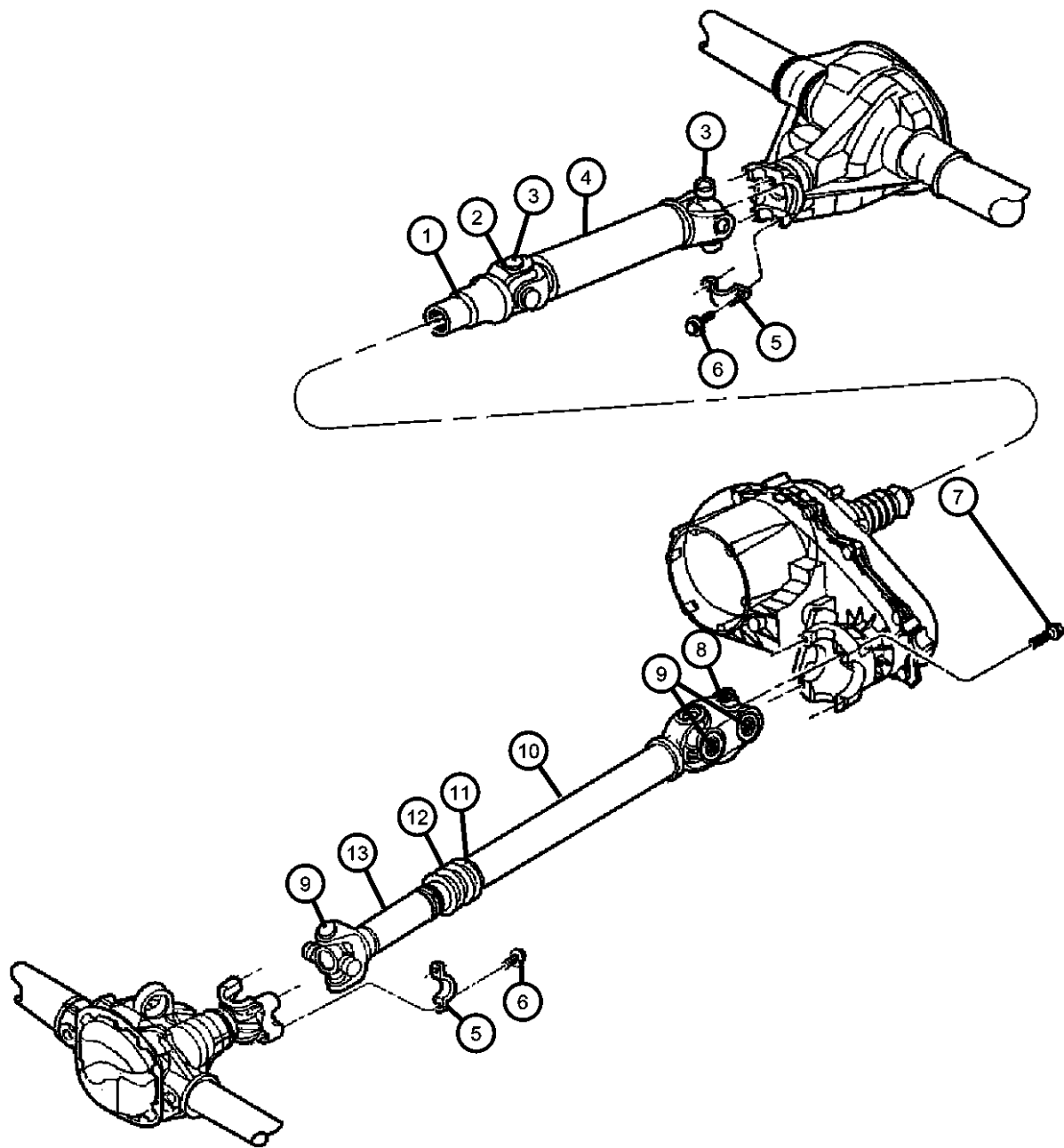
Propeller Shaft
Propshaft,Front and Rear.....

Fig. 16 - 110



<div><div>016-100</div><div>Propeller Shaft</div><div></div></div>			
--	--	--	--

Propshaft,Front and Rear
Figure 16-110



ITEM	PART NUMBER	QTY	LINE	SERIES	BODY	ENGINE	TRANS	TRIM	DESCRIPTION
Note:Sales Codes; [DBB]=Transmissions - All Manual [EN0]=Engine - All 4/5 Cylinder Turbo Diesel [ER0]=Engines - All 4.0L 6 Cylinder Gas									
1	04882714	1				ER0	DBB		YOKE, Drive Shaft
		1				EN0	DBB		[ER0] [EN0]
2	J3207886	8				ER0	DBB		RING, U Joint
		8				EN0	DBB		[ER0] [EN0]
3	04882793	2				ER0	DBB		U JOINT
		2				EN0	DBB		[ER0] [EN0]
4	56052021AA	1				ER0	DBB		SHAFT, Drive, Rear 1-Piece
	56052509AA	1				EN0	DBB		[ER0] [EN0]
5	J3240553	2							STRAP, Prop ShaftMounting
6	J4006928	4							BOLT, Prop Shaft, Mounting
7	06036415AA	4							BOLT, Transfer Case Yoke to Front Drive Shaft, Mounting
8	J3207886	12				ER0			RING, U Joint
		12				EN0			[ER0] [EN0]
9	05015694AA	3				ER0			U JOINT
		3				EN0			[ER0] [EN0]
10	52098377AE	1				ER0			SHAFT, Drive, Front
	56052508AA	1				EN0			[ER0] [EN0]
11	05013625AA	1				ER0			CLAMP, Boot
		1				EN0			[ER0], Large [EN0], Large
	05013626AA	1				ER0			[ER0], Small
		1				EN0			[EN0], Small
12	05083001AA	1				ER0			BOOT, Drive Shaft
		1				EN0			[ER0] [EN0]
13	05016375AA	1				ER0			YOKE, Drive Shaft
		1				EN0			[ER0] [EN0]

AR = use ase required - = Non illustrated part

Group - 17

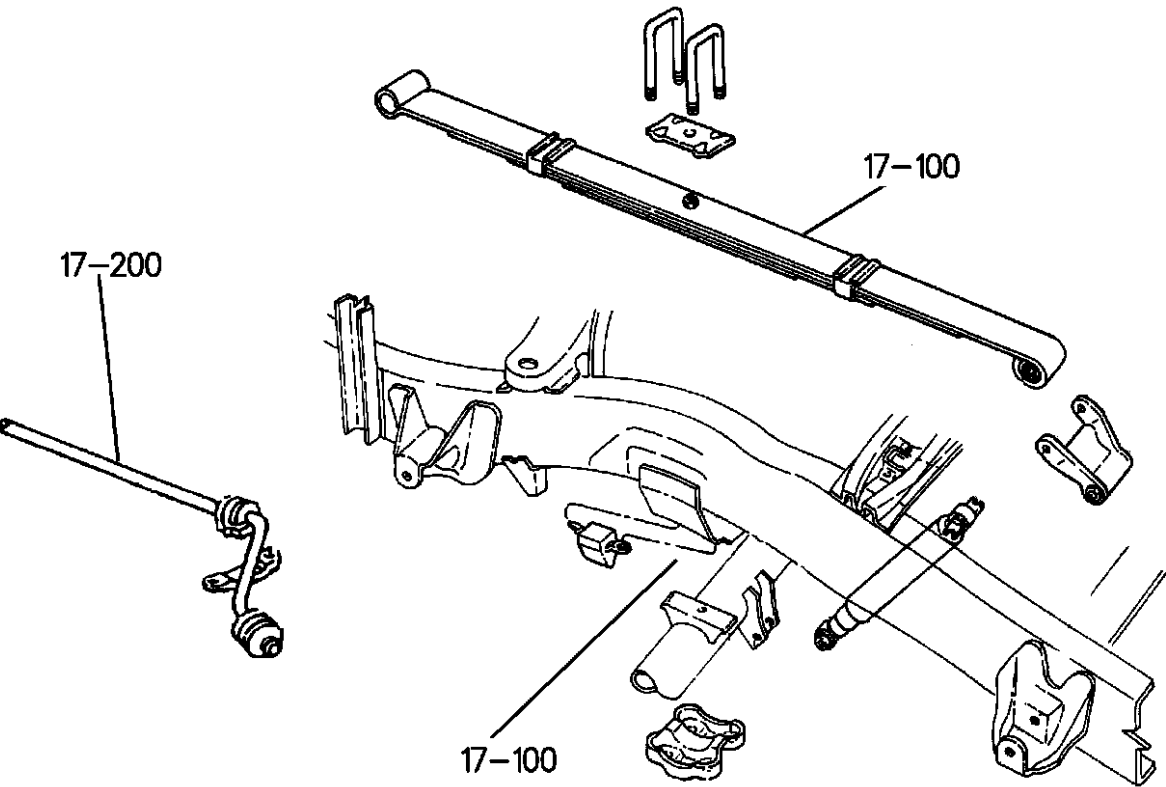
Rear Suspension

Group - 17 Rear Suspension

Illustration Title Group-Fig. No.

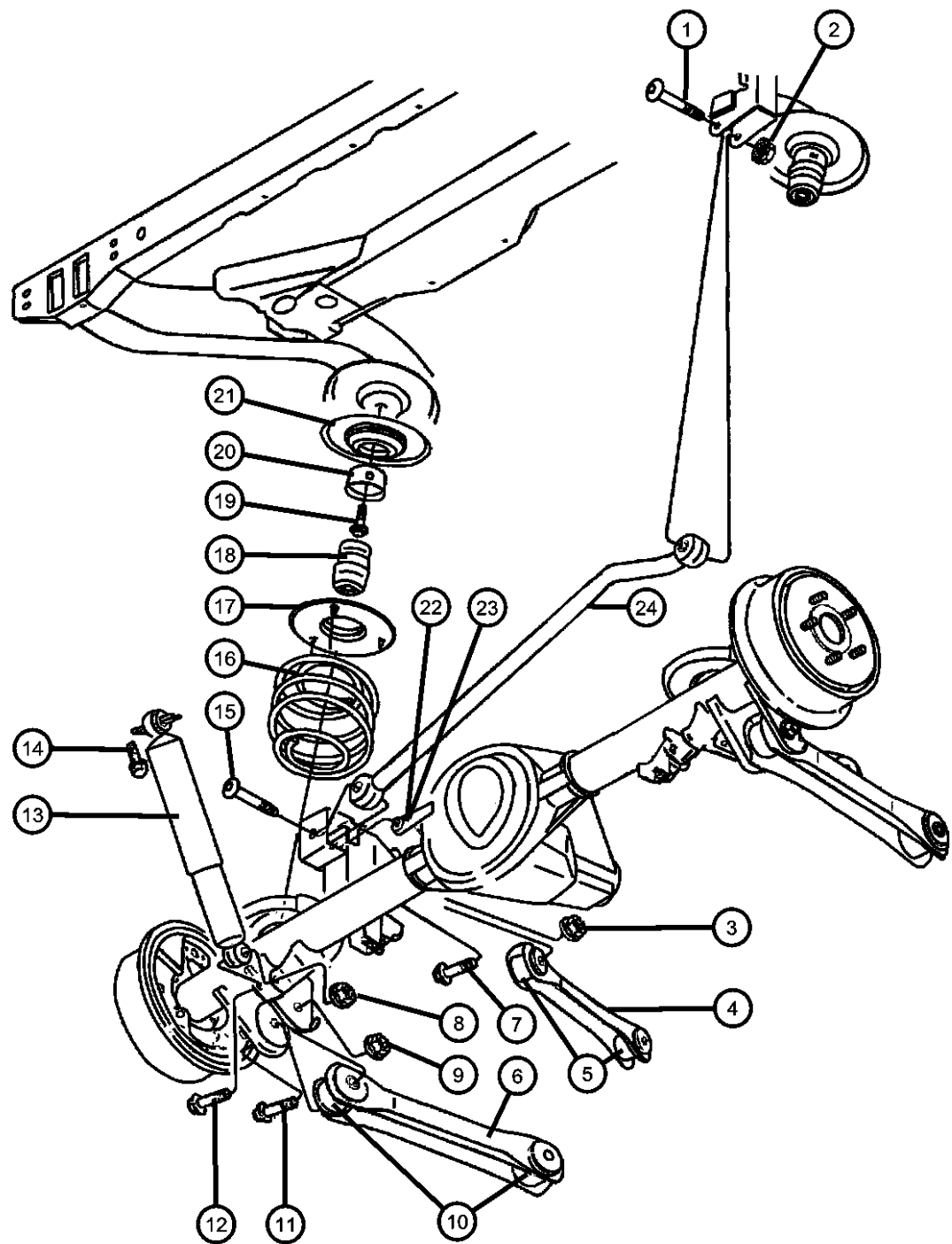
Rear Suspension
Suspension, Rear with Shocks,Springs and Track BarFig. 17 - 110

Rear Stabilizer
Stabilzer, Rear.....Fig. 17 - 210



<div>017-100</div> <div>Rear Suspension</div> <div></div>	<div>017-200</div> <div>Rear Stabilizer</div> <div></div>		
---	---	--	--

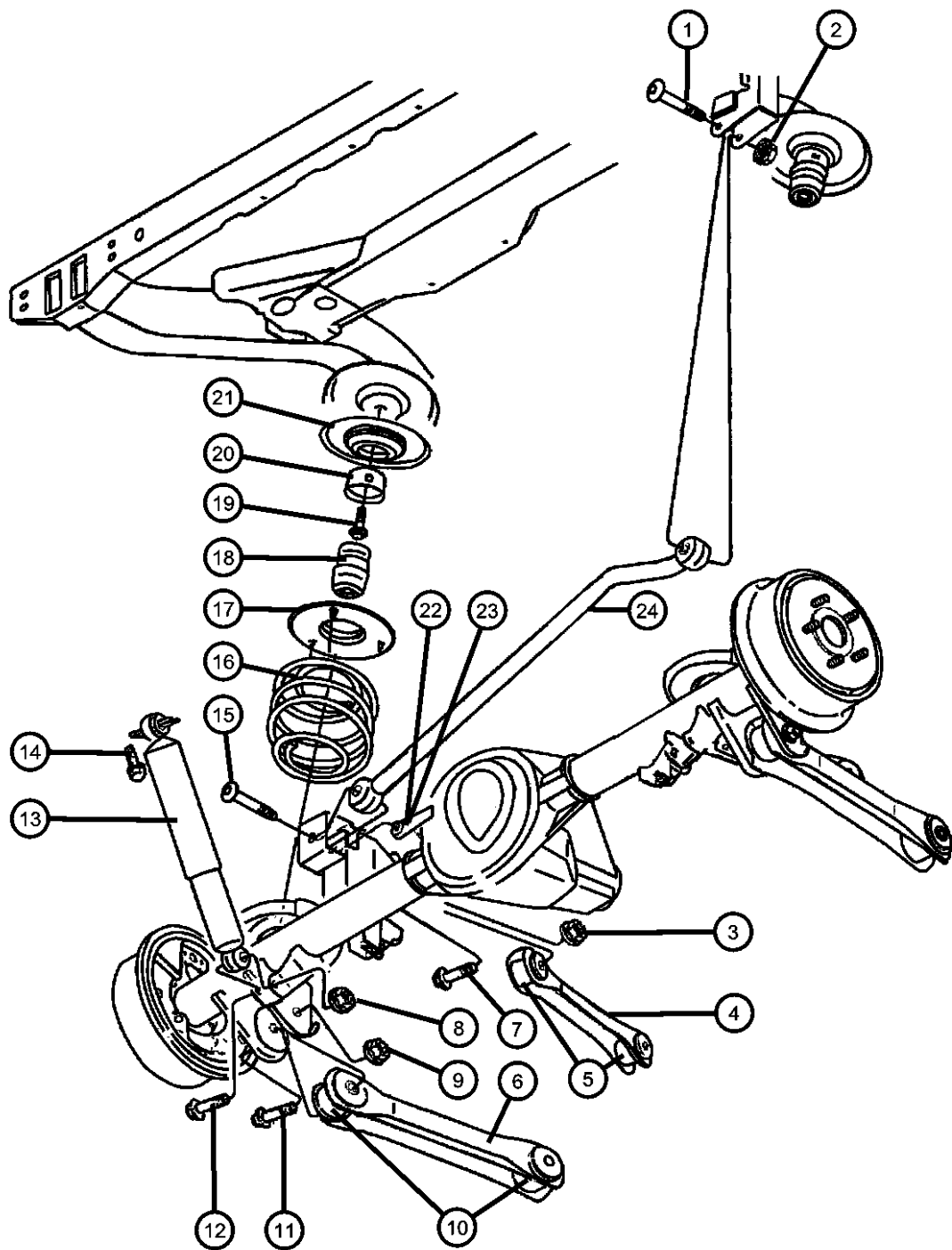
Suspension, Rear with Shocks,Springs and Track Bar
Figure 17-110



ITEM	PART NUMBER	QTY	LINE	SERIES	BODY	ENGINE	TRANS	TRIM	DESCRIPTION
Note:Sales Codes; [SDA]=Suspension - Normal Duty [SDU]=Shocks - High Pressure Gas Charged [ZAU] Through [ZNY]=Spring Sales Codes will be found on Vehicle Identification Number [VIN] Sales Code Listing.									
1	06506147AA	1							SCREW, Hex Flange Head, M12x1.75x80, Track Bar to Frame, Mounting
2	06502697	1							NUT, Hex Flange Lock, M12x1.75, Track Bar to Frame, Mounting
3	06502696	2							NUT, Hex Flange Lock, M10x1.5, UCA to Axle, Mounting
4	52088520	2							ARM, Control, With Bushings, Upper
5	52087709	4							BUSHING, Control Arm
6	52059655AB	2							ARM, Control, With Bushings, Lower
7	06503085	2							BOLT, Hex Flange Head, M10x1.50x78.20, UCA to Frame and Axle
8	06502697	2							NUT, Hex Flange Lock, M12x1.75, Shock Lower, Mounting
9	06502698	4							NUT, Hex Flange Lock, LCA to Frame and Axle, Mounting
10	52059654AA	2							BUSHING, Control Arm
11	06506033AA	4							BOLT, Hex Flange Head, LCA to Frame and Axle, Mounting
12	06502473	2							BOLT, Hex Flange Head, M12x1.75x65, Shock Lower, Mounting
13	56022984AA	2							SHOCK ABSORBER, Suspension, Rear
14	34202467	4							SCREW, Hex Head, M8x1.25x30, Shock Upper, Mounting
15	06505467AA	1							SCREW, Truss Head, M12x1.75x80, Track bar to axle, Mounting
16	56022982AA	2							SPRING, Rear Coil
17	52087832	2							ISOLATOR, SpringLower
18	52087636AB	2							BUMPER, Jounce
19	06100402	2							BOLT, Hex Head, M10x35, Jounce Bumper Cup, Mounting
20	52087635	2							CUP, Jounce Bumper
21	52087832	2							ISOLATOR, Spring, Coil Spring Rear, Upper
22	06503652	1							NUT, Hex Flange Lock, M12x1.75, Track bar to axle, Mounting
23	06502697	2							NUT, Hex Flange Lock, M12x1.75, Track bar to axle, Mounting
24	52087878	1							BAR, Track
-25	06503648	2							NUT AND RETAINER, Hex Flange Lock, m8x1.25, UCA to Frame, Mounting

AR = use ase required - = Non illustrated part

Suspension, Rear with Shocks,Springs and Track Bar
Figure 17-110

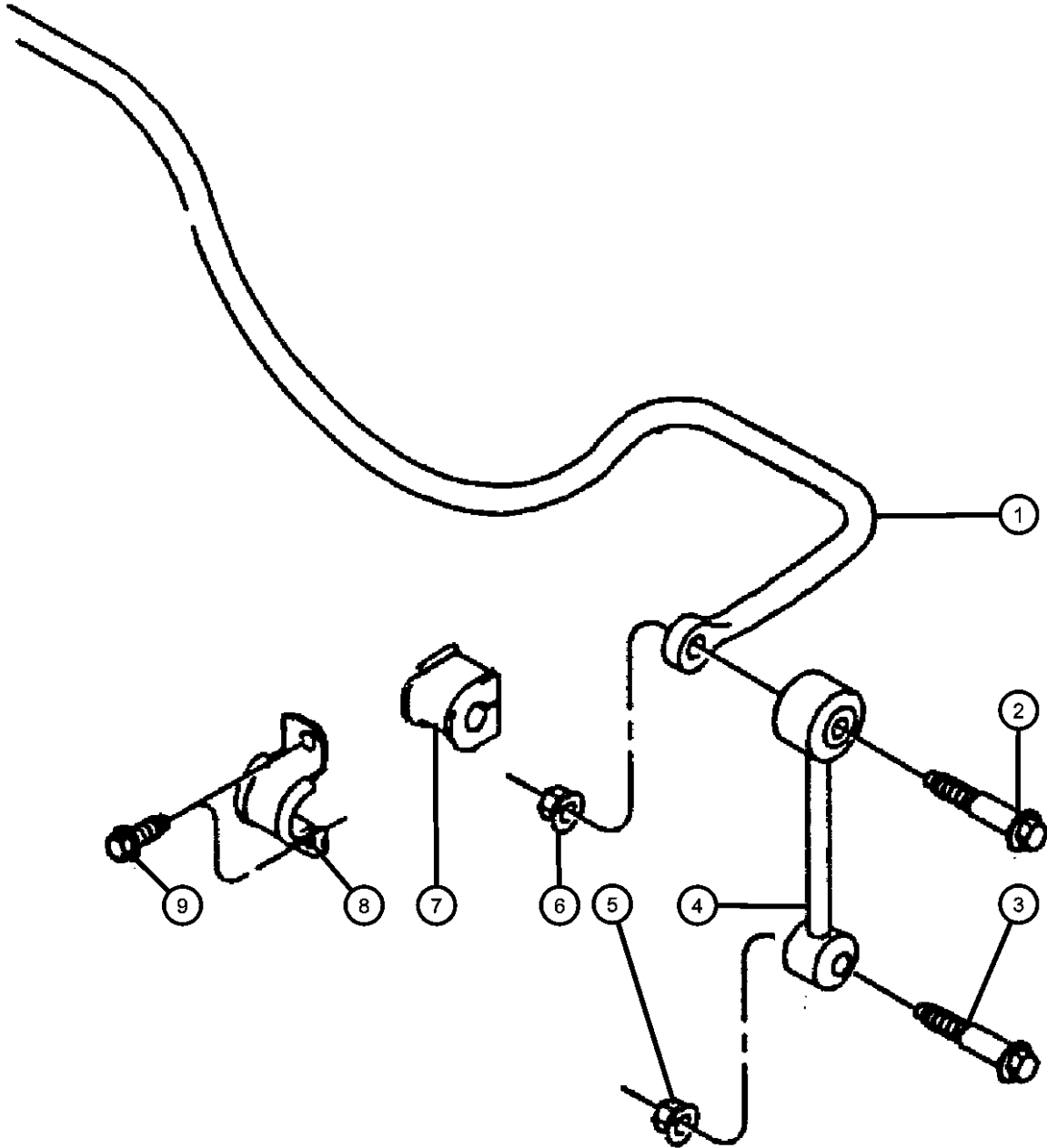


ITEM	PART NUMBER	QTY	LINE	SERIES	BODY	ENGINE	TRANS	TRIM	DESCRIPTION
-26	52098805	1							COVER, Track Bar Bracket
-27	06030441	2							PIN, Retainer, Track Bar Cover, Mounting

AR = use ase required - = Non illustrated part

Stabilzer, Rear
Figure 17-210

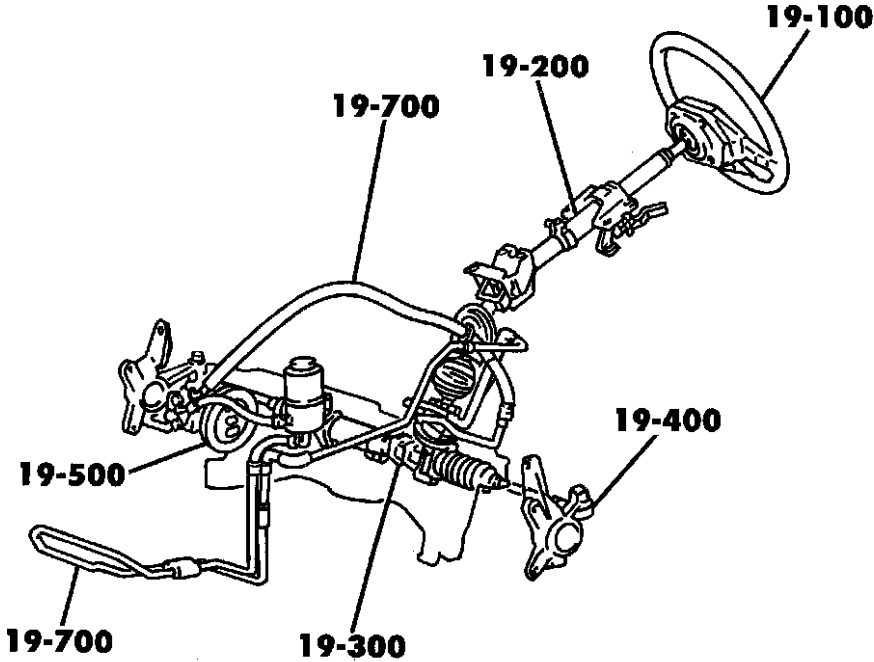
ITEM	PART NUMBER	QTY	LINE	SERIES	BODY	ENGINE	TRANS	TRIM	DESCRIPTION
1	52088002	1							BAR, Rear Sway
2	06503726	2							SCREW, Shoulder, Sway Bar to Link, Mounting
3	06503726	2							SCREW, Shoulder, Sway Bar Link to Frame, Mounting
4	52088896AA	2							LINK, Sway Eliminator
5	06503648	2							NUT AND RETAINER, Hex Flange Lock, m8x1.25, Sway Bar Link to Frame, Mounting
6	06502696	2							NUT, Hex Flange Lock, M10x1.5, Sway Bar to Link, Mounting
7	52088125AB	2							BUSHING, Sway Bar
8	52087865AB	2							RETAINER, Sway Bar, Bushing
9	06503571	4							SCREW AND WASHER, M10x1.50x35, Sway Bar Bushing Retainer, Mounting



AR = use ase required - = Non illustrated part







Group - 19

Steering



Group - 19 Steering

Illustration Title	Group-Fig. No.
Steering Wheel Wheel, Steering	Fig. 19 - 110
Steering Column Column, Steering Upper and Lower	Fig. 19 - 210
Steering Gear Gear, Power Steering	Fig. 19 - 310
Steering Linkage Linkage and Damper.....	Fig. 19 - 410
Power Steering Pump Pump, Power Steering.....	Fig. 19 - 510
Power Steering Hoses Hoses and Reservoir,2.8L Engine (ENR) 4.0L (ERH).....	Fig. 19 - 710

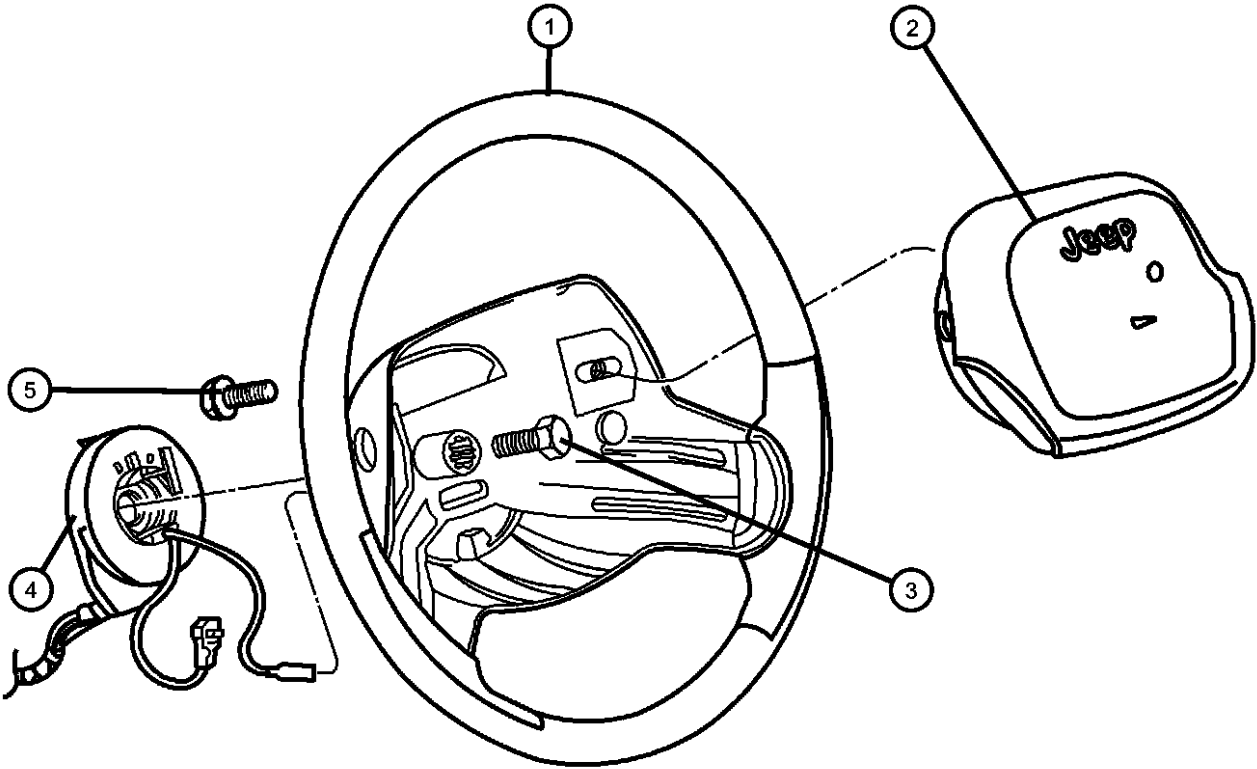
019-100 Steering Wheel 	019-200 Steering Column 	019-300 Steering Gear 	019-400 Steering Linkage 
019-500 Power Steering Pump 	019-700 Power Steering Hoses 		

Wheel, Steering
Figure 19-110

ITEM	PART NUMBER	QTY	LINE	SERIES	BODY	ENGINE	TRANS	TRIM	DESCRIPTION
------	-------------	-----	------	--------	------	--------	-------	------	-------------

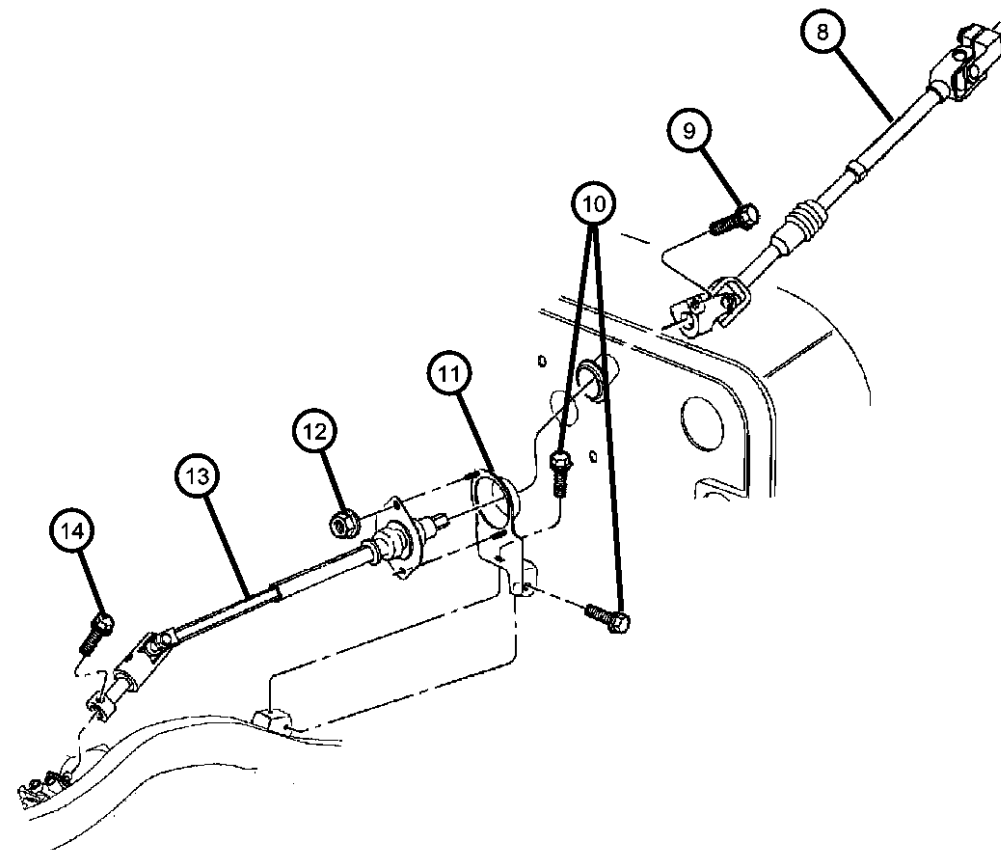
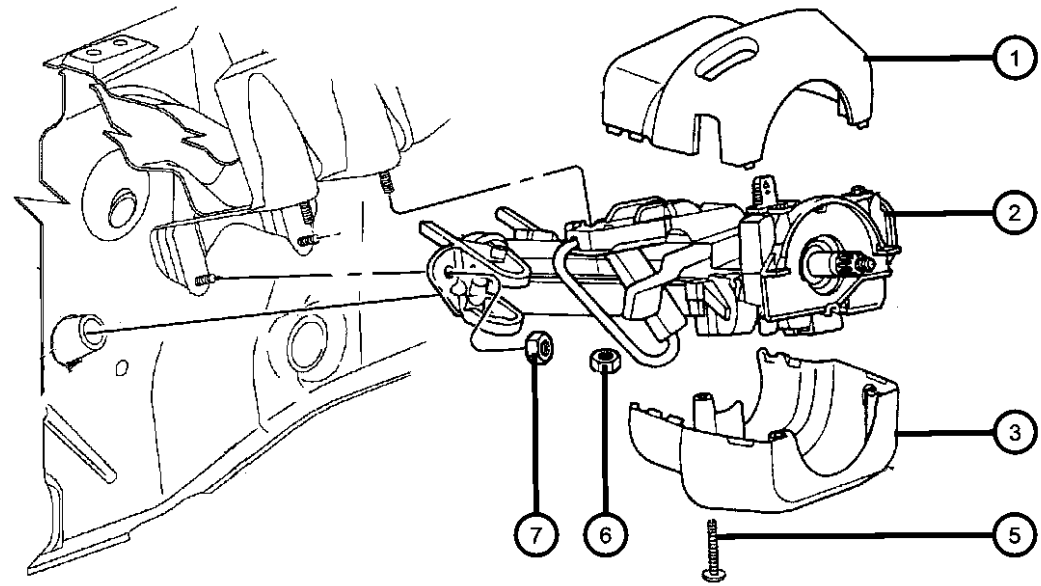
Note:If Horn Switch is defective, you must replace the AIR BAG COVER WITH SWITCH and not the AIR BAG MODULE ASSEMBLY itself.
Note:Sales Codes;

1	5JG60DX9AD	1							WHEEL, Steering
2	5JF73DX9AA	1							AIR BAG, Driver
3	06505656AA	1							SCREW, Hex Flange Head, M10x1.5x35.
4	56047144AB	1							CLOCKSPRING
5	06506091AA	2							SCREW, M6x1x25
-6	06506091AA	2							WIRING, Steering Wheel, Service with Clockspring, (NOT SERVICED)
-7									BEZEL, Steering Wheel
	5JG22DX9AA	1							Right
	5JG23DX9AA	1							Left



AR = use ase required - = Non illustrated part

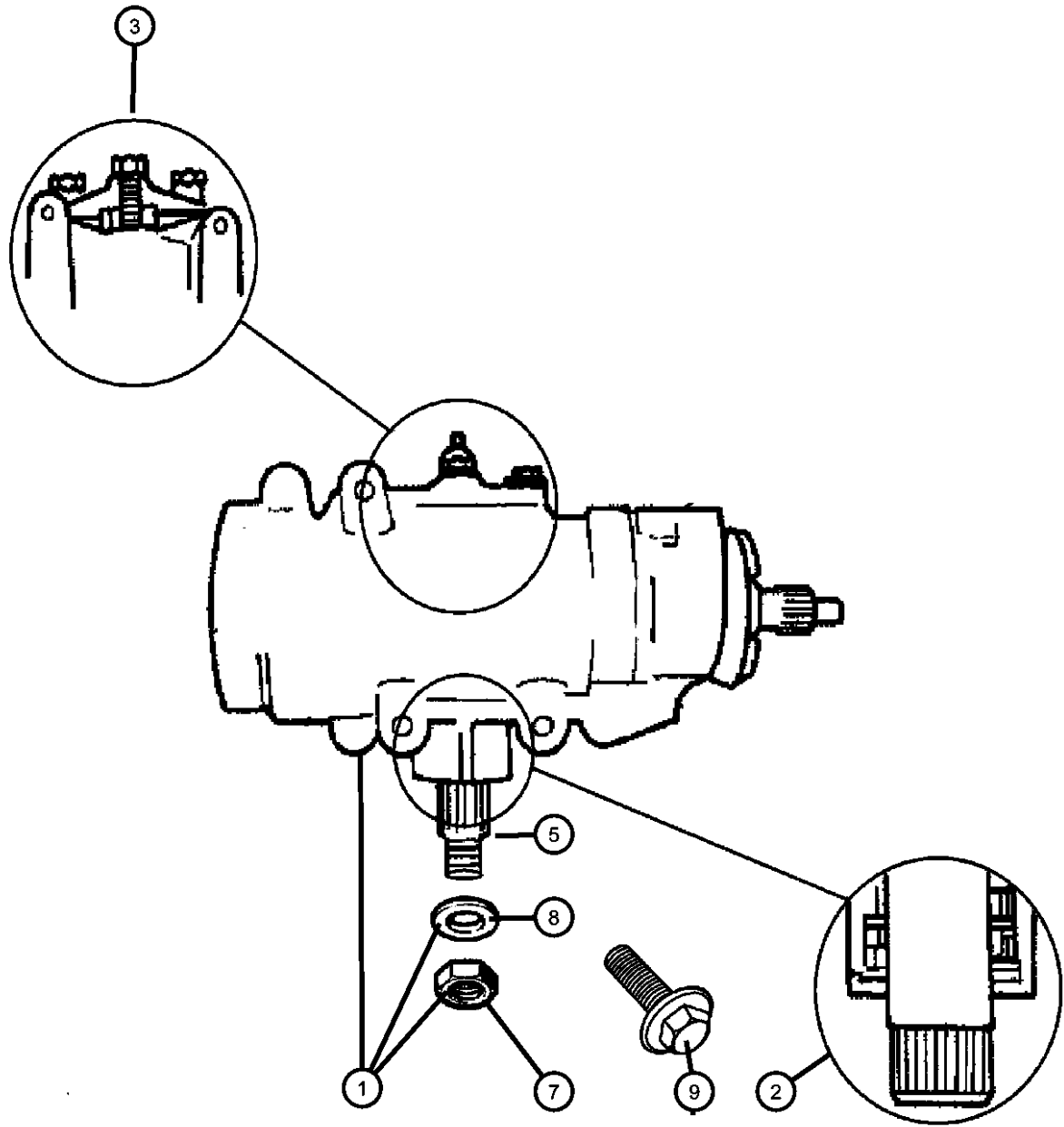
Column, Steering Upper and Lower
Figure 19-210



ITEM	PART NUMBER	QTY	LINE	SERIES	BODY	ENGINE	TRANS	TRIM	DESCRIPTION
1	5GN31DX9AD	1							SHROUD, Steering Column, Upper
2	05057080AA	1					DBB		COLUMN, Steering, Tilt
3	5GN30DX9AB	1					DBB		SHROUD, Steering Column, Lower
-4	5GN30DX9AB	1							TRIM RING, Ignition Key Cylinder, Serviced In Column Assembly, (NOT SERVICED)
5	06035434	2							SCREW AND WASHER, Pan Head, Upper Shroud to Lower Shroud, Mounting
6	06501279	1							NUT, Hex Flange Lock, M8x1.25, Mounting Stud
7	06505245AA	2							NUT, M8x1.25, Mounting Stud, Lower
8	55315014AD	1							SHAFT, Intermediate
9	06504926AA	3							SCREW, Hex Flange Head, M10x1.5x40, Upper Shaft to Lower shaft, Mounting
10	06504153	2							SCREW AND WASHER, Hex Head, M10x1.5x35, Shaft Bracket to Frame
11	52058841	1							BRACKET, Intermediate Shaft
12	06100516	2							NUT, Hex Flange Lock, M6 Phosphate, Intermediate Shaft Bracket, Mounting
13	55315044AA	1							SHAFT, Intermediate
14	06504926AA	3							SCREW, Hex Flange Head, M10x1.5x40, Lower Shaft to Steering Box, Mounting
-15	04690344AB	1					DBB		BEARING, Steering Column
-16	04664130	1					DBB		RETAINER, Spring
-17	06035937AA	2					DBB		SCREW, .164-18x1.00
-18	04690570	1					DBB		WEDGE

AR = use ase required - = Non illustrated part

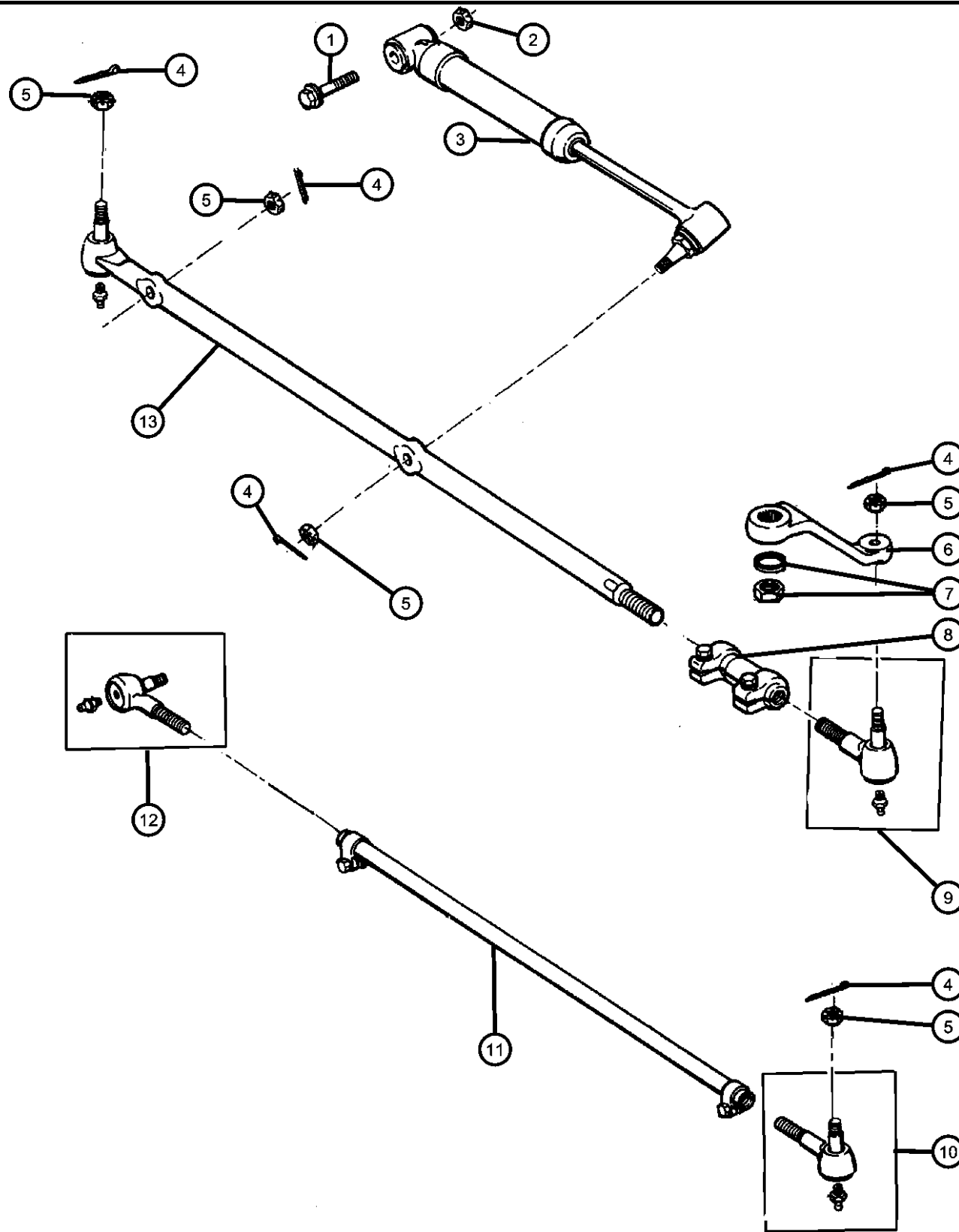
Gear, Power Steering
Figure 19-310



ITEM	PART NUMBER	QTY	LINE	SERIES	BODY	ENGINE	TRANS	TRIM	DESCRIPTION
1	52088993AD	1							GEAR, Power Steering
2	52088993AD	1							GEAR, Power Steering, (NOT SERVICED)
3	52088993AD	1							O RING KIT, Cover, Valve, (NOT SERVICED)
-4	52088993AD	1							GASKET KIT, Top Cover, (NOT SERVICED)
5	52088993AD	1							SHAFT KIT, Pitman Shaft Replacement, (NOT SERVICED)
-6	52088993AD	1							SEAL KIT, Input Shaft Seal, (NOT SERVICED)
7	J3200501	1							NUT, Steering Gear Arm, Pitman Arm to Gear
8	S0103336	1							WASHER, Lock, .875x1.469, Pitman Arm to Gear
9	06036502AA	3							SCREW AND WASHER, Steering Gear Mounting

AR = use ase required - = Non illustrated part

Linkage and Damper Figure 19-410

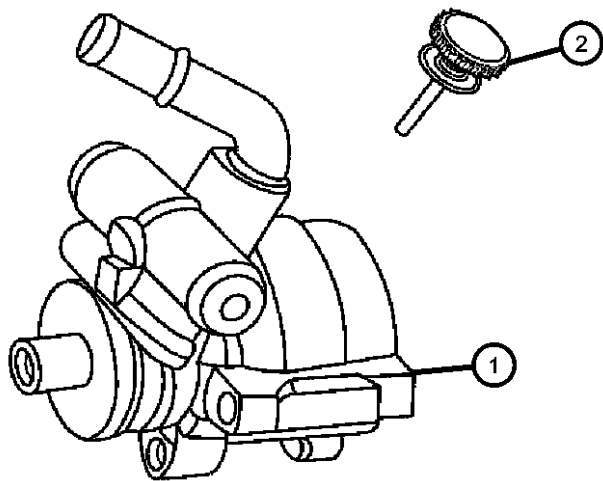


ITEM	PART NUMBER	QTY	LINE	SERIES	BODY	ENGINE	TRANS	TRIM	DESCRIPTION
1	06502473	1							BOLT, Hex Flange Head, M12x1.75x65, Steering Damper to Axle Bracket
2	06502697	2							NUT, Hex Flange Lock, M12x1.75
3	52088959AA	1							DAMPER, Steering Linkage
4	52088959AA	1							PIN, Cotter, (NOT SERVICED)
5									NUT, Hex, .50-20
	06034358	1							Drag Link to Knuckle, Mounting
		1							Damper Stud to Drag Link, Mounting
		1							Drag Link to Pitman Arm, Mounting
		1							Tie Rod to Drag Link, Mounting
		1							Tie Rod to Knuckle, Mounting
6	52038337	1							ARM, Pitman
7	52038337	1							NUT AND WASHER, Must Purchase Gear Box Assembly, (NOT SERVICED)
8	52037536AC	1							TUBE, Tie Rod
9	52005739	1							SOCKET
10	52005741	1							SOCKET, Tie Rod, Outer
11	52005743AB	1							TUBE, Tie Rod
12	52005740	1							SOCKET, Tie Rod, Inner
13	52087887	1							SOCKET, Drag Link
-14	83507064AB	1							FITTING KIT, GREASE
-15	06502696	2							NUT, Hex Flange Lock, M10x1.5

AR = use ase required - = Non illustrated part

Pump, Power Steering
Figure 19-510

ITEM	PART NUMBER	QTY	LINE	SERIES	BODY	ENGINE	TRANS	TRIM	DESCRIPTION
1	52089018AC	1				EN0	DBB		PUMP, Power Steering, with Reservoir
2	04694766	1				EN0			CAP, Power Steering Pump



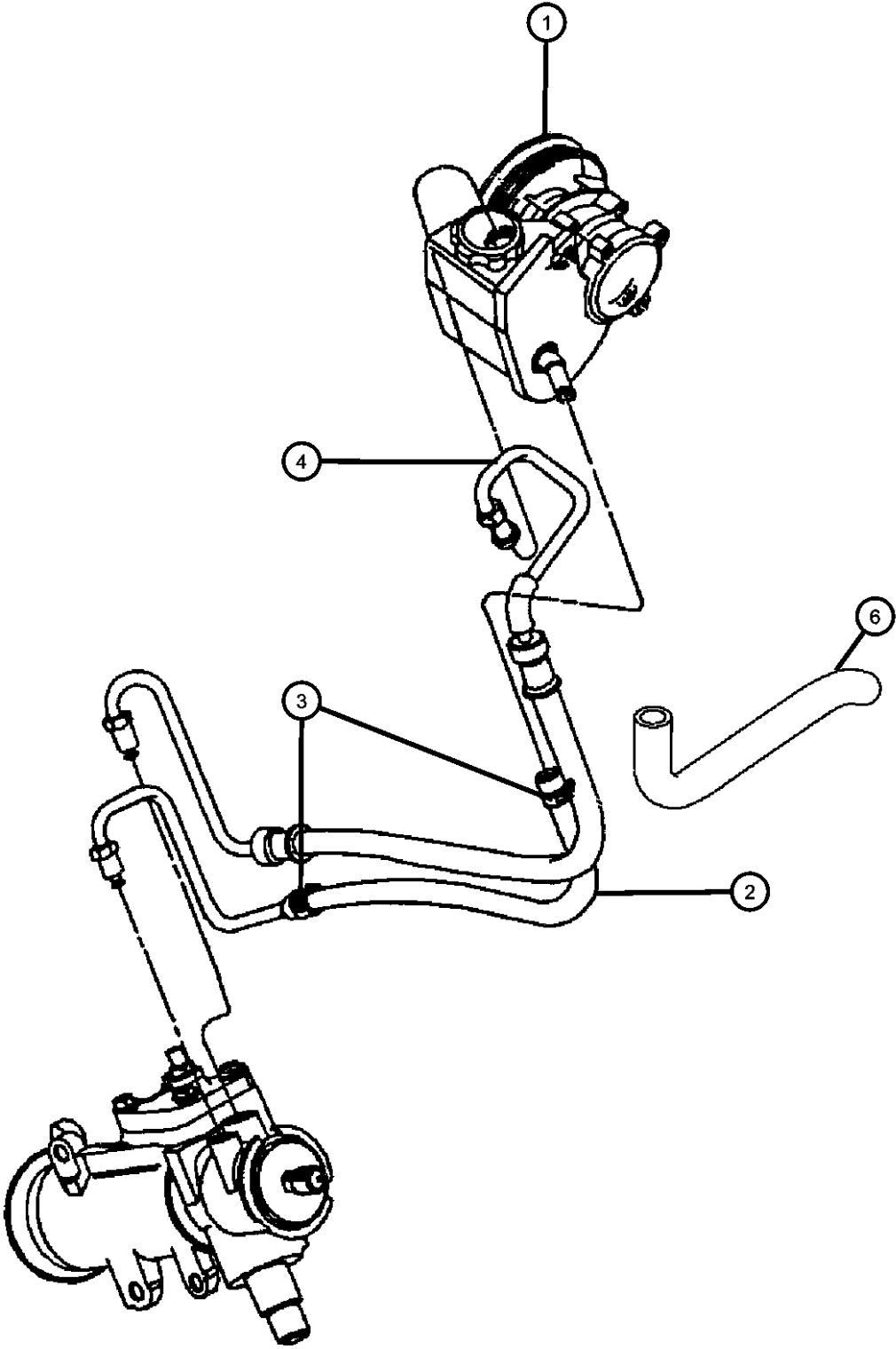
AR = use ase required - = Non illustrated part

Hoses and Reservoir,2.8L Engine (ENR) 4.0L (ERH)
Figure 19-710

ITEM	PART NUMBER	QTY	LINE	SERIES	BODY	ENGINE	TRANS	TRIM	DESCRIPTION
------	----------------	-----	------	--------	------	--------	-------	------	-------------

Note:Sales Codes;
[ER0]=Engines - All 4.0L 6 Cylinder Gas

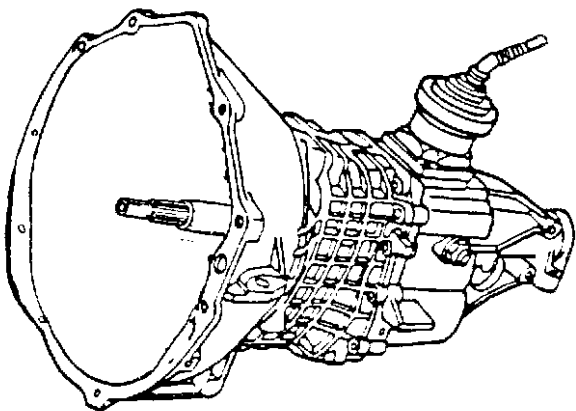
1									PULLEY, Power Steering Pump
	53010258AB	1				EN0	DBB		
		1				ER0			
2									HOSE, Power Steering Return
	52089169AD	1				ER0			
	56052522AA	1				EN0			
3	06503573	1							CLAMP, Hose
4									HOSE, Power Steering Pressure
	52089168AC	1				ER0			
	56052524AA	1				EN0			
-5	06035102	2							SCREW, Hex Flange Head Tapping, .25-14x.75, Reservoir Mounting
6	56052521AA	1				EN0			HOSE, Power Steering Supply



AR = use ase required - = Non illustrated part

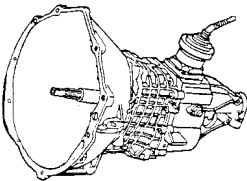

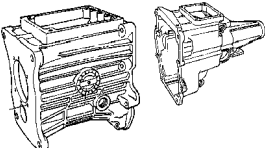
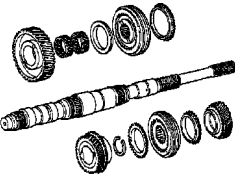
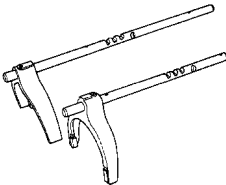
Group - 3550

Manual Transmission 5 Speed



Group - 3550 Manual Transmission 5 Speed

Illustration Title	Group-Fig. No.
Transmission Assembly	
Transmission (DDD)	Fig. 3550 - 110
Case and Extension	
Case and Extension (DDD).....	Fig. 3550 - 210
Gear Train	
Gear Train (DDD)	Fig. 3550 - 410
Fork and Rails	
Fork and Rails (DDD)	Fig. 3550 - 910
Gearshift Controls	
Gearshift Controls (DDD).....	Fig. 3550 - 1210

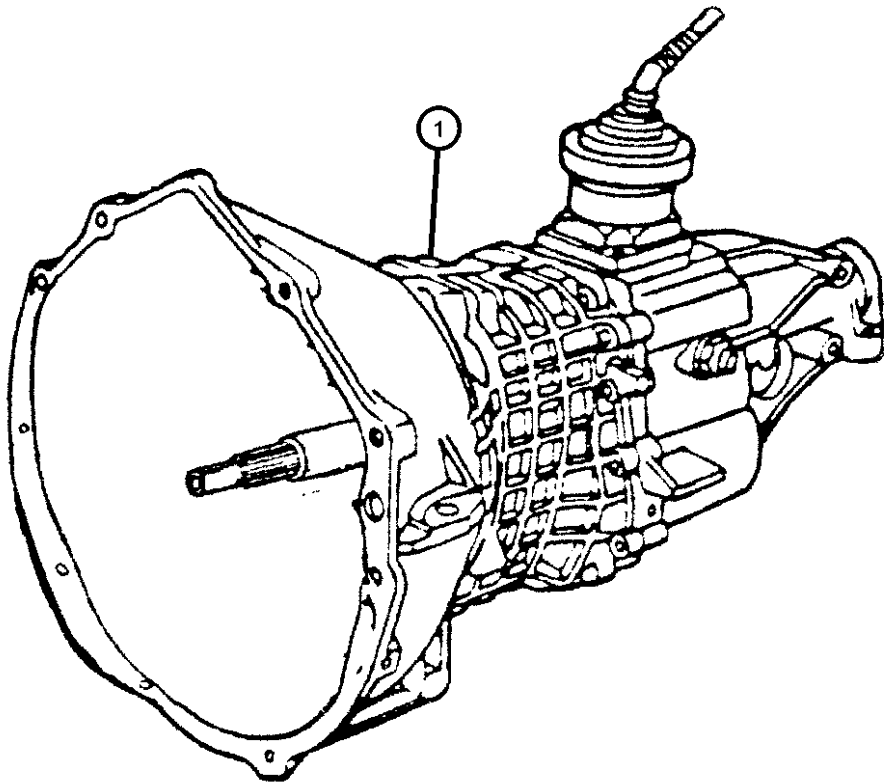
<div><div>3550-100</div><div>Transmission Assembly</div><div></div></div>	<div><div>3550-1200</div><div>Gearshift Controls</div><div></div></div>	<div><div>3550-200</div><div>Case and Extension</div><div></div></div>	<div><div>3550-400</div><div>Gear Train</div><div></div></div>
<div><div>3550-900</div><div>Fork and Rails</div><div></div></div>			

Transmission (DDD)
Figure 3550-110

ITEM	PART NUMBER	QTY	LINE	SERIES	BODY	ENGINE	TRANS	TRIM	DESCRIPTION
------	----------------	-----	------	--------	------	--------	-------	------	-------------

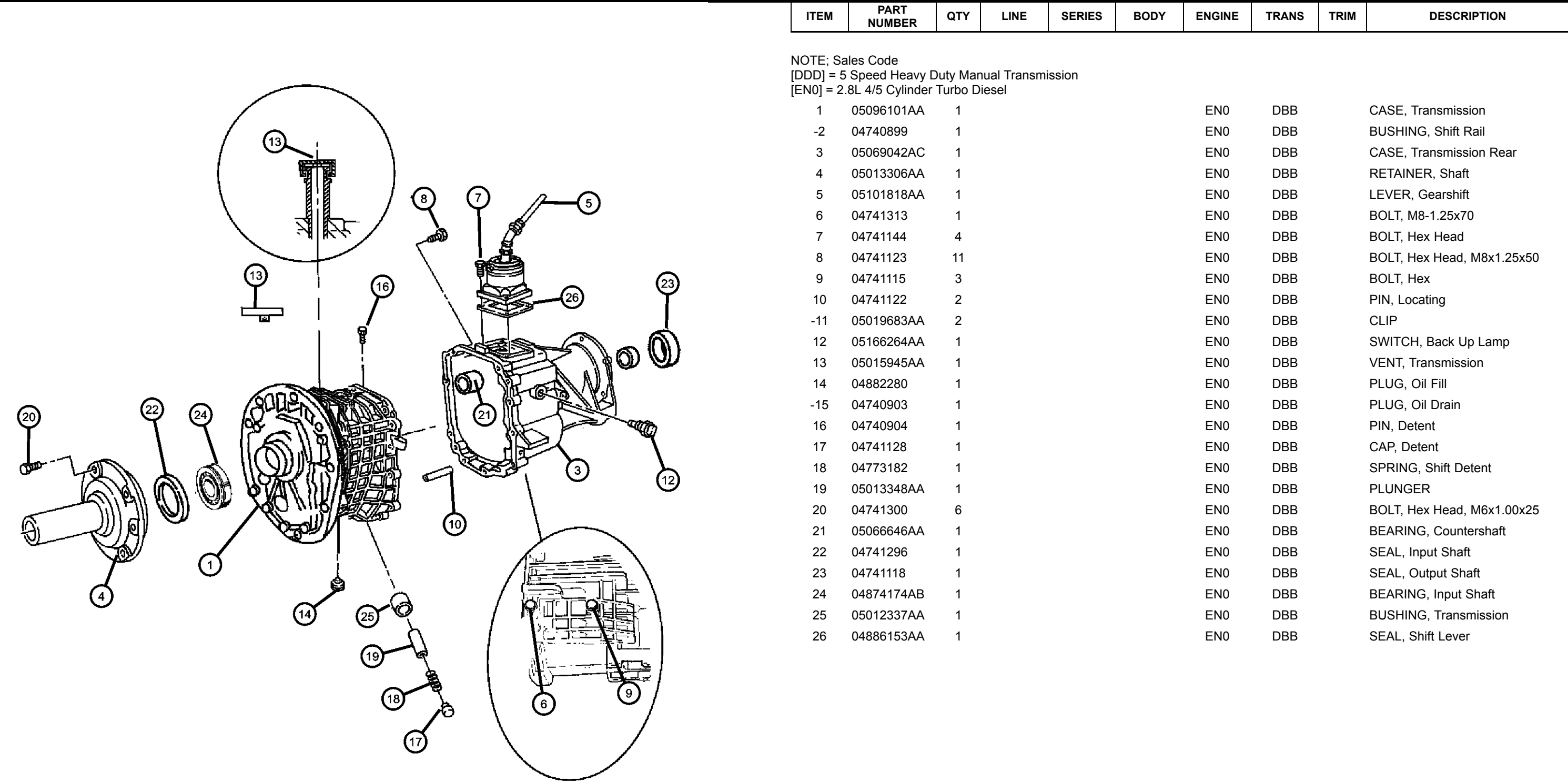
NOTE; Sales Code
[DDD] = 5 Speed Heavy Duty Manual Transmission

1									TRANSMISSION, 5 Speed
	52104678AA	1				ER0	DDD		
	52104820AE	1				EN0	DBB		
	04874464								Mopar Manual Transmission Fluid



AR = use ase required - = Non illustrated part

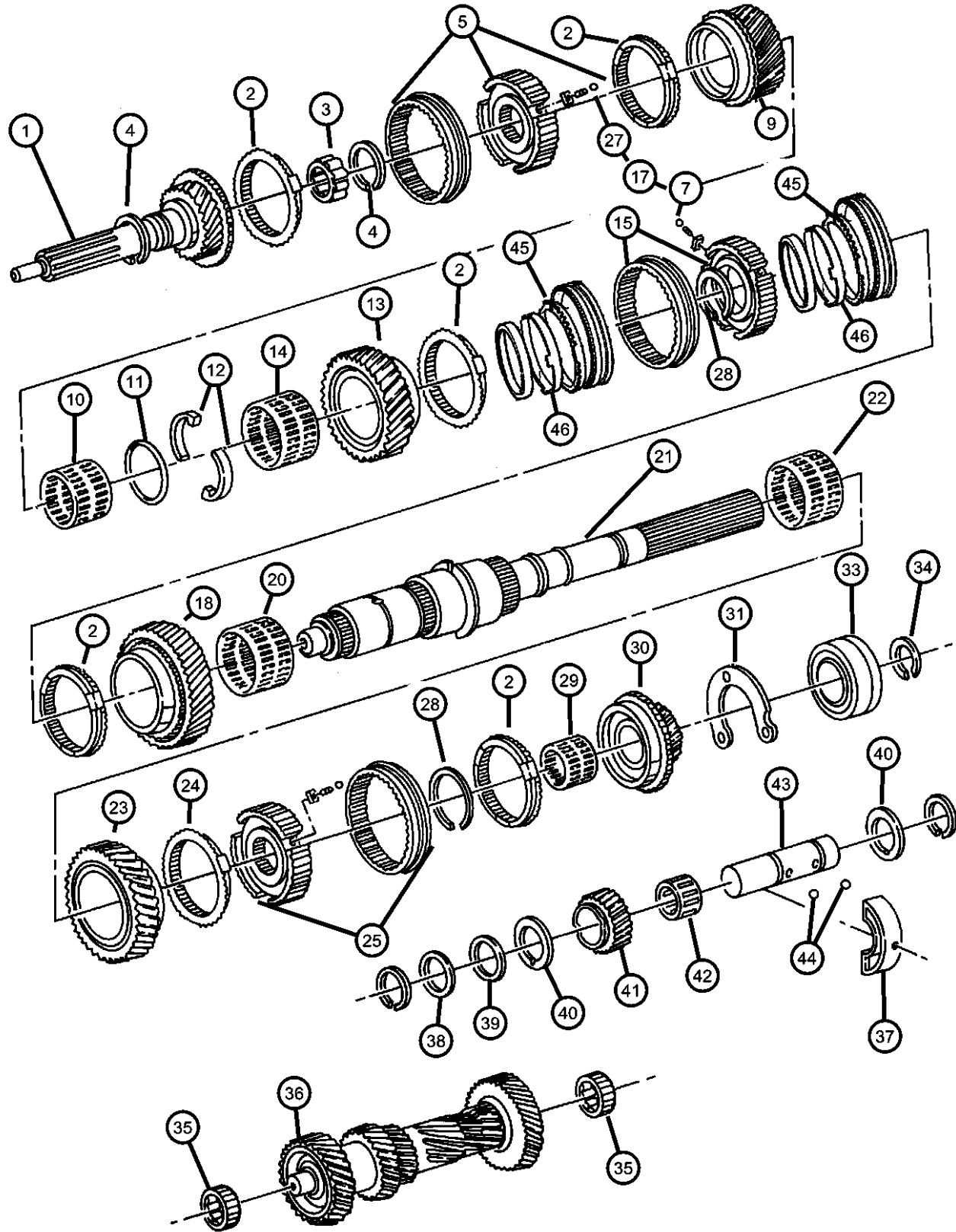
Case and Extension (DDD)
Figure 3550-210



ITEM	PART NUMBER	QTY	LINE	SERIES	BODY	ENGINE	TRANS	TRIM	DESCRIPTION
NOTE; Sales Code									
[DDD] = 5 Speed Heavy Duty Manual Transmission									
[EN0] = 2.8L 4/5 Cylinder Turbo Diesel									
1	05096101AA	1				EN0	DBB		CASE, Transmission
-2	04740899	1				EN0	DBB		BUSHING, Shift Rail
3	05069042AC	1				EN0	DBB		CASE, Transmission Rear
4	05013306AA	1				EN0	DBB		RETAINER, Shaft
5	05101818AA	1				EN0	DBB		LEVER, Gearshift
6	04741313	1				EN0	DBB		BOLT, M8-1.25x70
7	04741144	4				EN0	DBB		BOLT, Hex Head
8	04741123	11				EN0	DBB		BOLT, Hex Head, M8x1.25x50
9	04741115	3				EN0	DBB		BOLT, Hex
10	04741122	2				EN0	DBB		PIN, Locating
-11	05019683AA	2				EN0	DBB		CLIP
12	05166264AA	1				EN0	DBB		SWITCH, Back Up Lamp
13	05015945AA	1				EN0	DBB		VENT, Transmission
14	04882280	1				EN0	DBB		PLUG, Oil Fill
-15	04740903	1				EN0	DBB		PLUG, Oil Drain
16	04740904	1				EN0	DBB		PIN, Detent
17	04741128	1				EN0	DBB		CAP, Detent
18	04773182	1				EN0	DBB		SPRING, Shift Detent
19	05013348AA	1				EN0	DBB		PLUNGER
20	04741300	6				EN0	DBB		BOLT, Hex Head, M6x1.00x25
21	05066646AA	1				EN0	DBB		BEARING, Countershaft
22	04741296	1				EN0	DBB		SEAL, Input Shaft
23	04741118	1				EN0	DBB		SEAL, Output Shaft
24	04874174AB	1				EN0	DBB		BEARING, Input Shaft
25	05012337AA	1				EN0	DBB		BUSHING, Transmission
26	04886153AA	1				EN0	DBB		SEAL, Shift Lever

AR = use ase required - = Non illustrated part

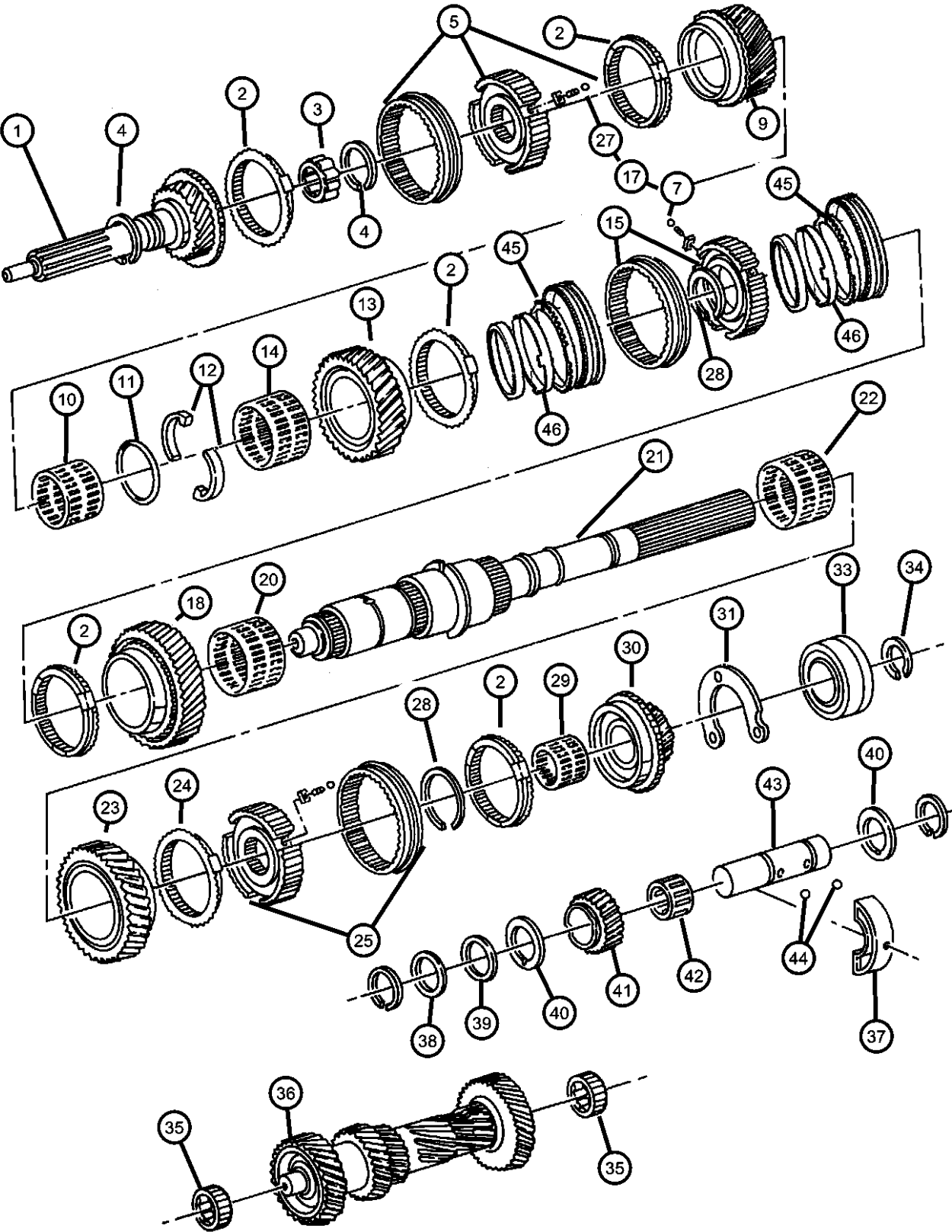
Gear Train (DDD)
Figure 3550-410



ITEM	PART NUMBER	QTY	LINE	SERIES	BODY	ENGINE	TRANS	TRIM	DESCRIPTION
NOTE: Sales Code [DDD] = 5 Speed Heavy Duty Manual Transmission [EN0] = 2.8L 4/5 Cylinder Turbo Diesel									
1	05019723AA	1				EN0	DBB		SHAFT, Input
2	04741277	1				EN0	DBB		STOP RING, Synchronizer
3	04741878	1				EN0	DBB		NEEDLE BEARING, Input Shaft
4	04741266	1				EN0	DBB		SNAP RING, Output Shaft Bearing
5	04741293AB	1				EN0	DBB		SYNCHRONIZER, Third and Fourth
-6	04741137	1				EN0	DBB		SPRING, Lever
7	04741136	3				EN0	DBB		BALL, Shift Lever, M5
-8	04741807	1				EN0	DBB		SNAP RING PACKAGE, Transmission
9	04883718AB	1				EN0	DBB		GEAR, Third
10	04741874	1				EN0	DBB		NEEDLE BEARING, Third Gear
11	04897922AA	1				EN0	DBB		SNAP RING
12	05019721AA	2				EN0	DBB		WASHER, Output Shaft
13	04874358AB	1				EN0	DBB		GEAR, Second
14	05003039AA	1				EN0	DBB		NEEDLE BEARING, Second Gear
15	04874356AB	1				EN0	DBB		SYNCHRONIZER, First and Second
-16	04741137	1				EN0	DBB		SPRING, Lever
17	04741136	3				EN0	DBB		BALL, Shift Lever, M5
18	04874355AB	1				EN0	DBB		GEAR, First
-19	04874353	1				EN0	DBB		BEARING, First Gear
20	04741871	1				EN0	DBB		NEEDLE BEARING, Transmission
21	04874309	1				EN0	DBB		SHAFT, Output
22	04741871	1				EN0	DBB		NEEDLE BEARING, Transmission
23	05019029AA	1				EN0	DBB		GEAR, Reverse
24	04741285	1				EN0	DBB		STOP RING, Synchronizer
25	04741278AB	1				EN0	DBB		SYNCHRONIZER, Fifth And Reverse
-26	04741137	3				EN0	DBB		SPRING, Lever
27	04741136	3				EN0	DBB		BALL, Shift Lever, M5
28	04741805	1				EN0	DBB		RING, Transmission
29	04741273	1				EN0	DBB		BEARING, Needle
30	05069040AA	1				EN0	DBB		GEAR, Fifth
31	04741114	1				EN0	DBB		RETAINER, Transmission Output Shaft Bearing
-32	04741115	3				EN0	DBB		BOLT, Hex
33	04741866AB	1				EN0	DBB		BEARING, Output Shaft
34	04741266	1				EN0	DBB		SNAP RING, Output Shaft Bearing
35	05066646AA	1				EN0	DBB		BEARING, Countershaft
36	05066650AA	1				EN0	DBB		SHAFT, Counter

AR = use ase required - = Non illustrated part

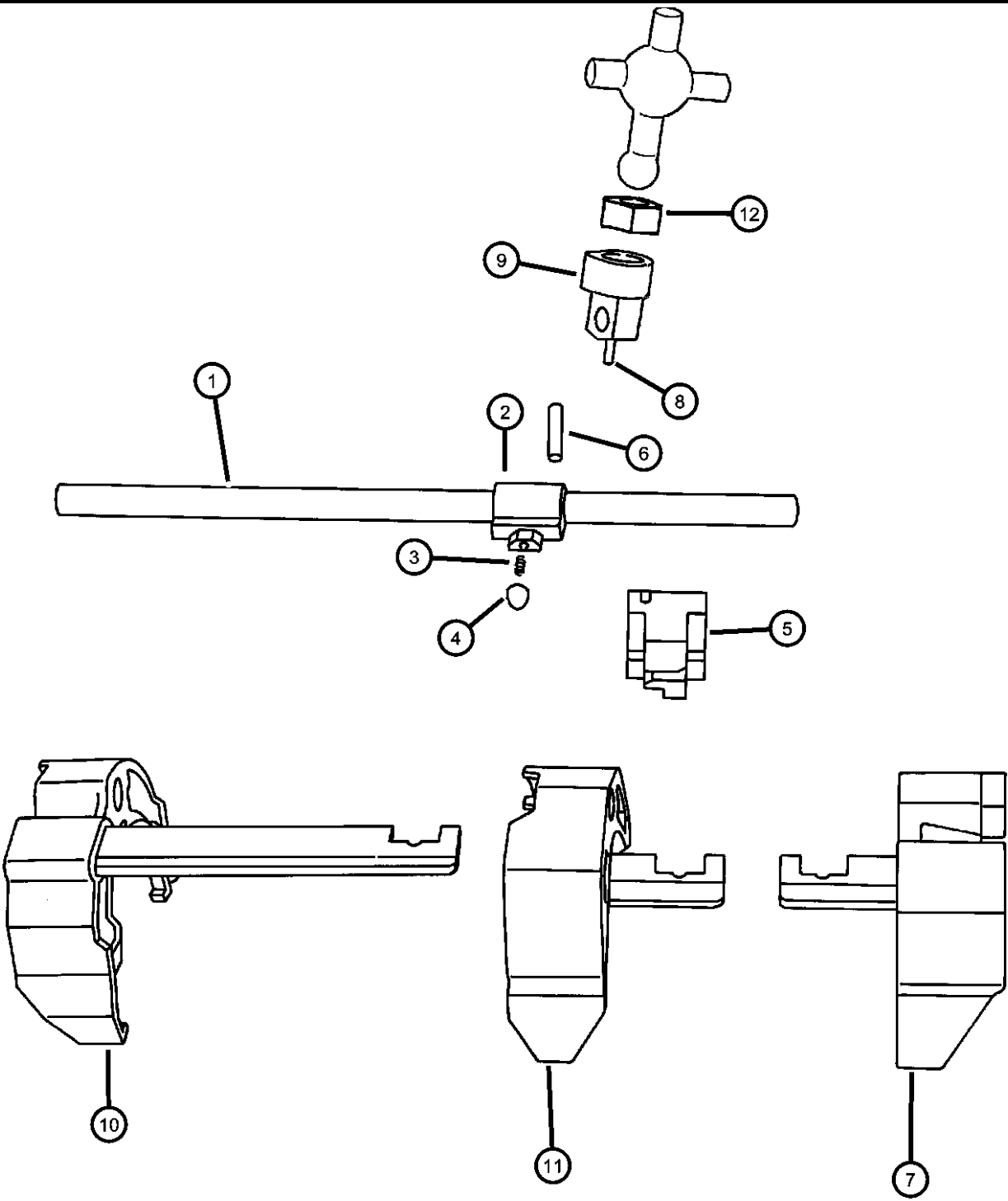
Gear Train (DDD)
Figure 3550-410



ITEM	PART NUMBER	QTY	LINE	SERIES	BODY	ENGINE	TRANS	TRIM	DESCRIPTION
37	04741312	1				EN0	DBB		SUPPORT, Segment Idler Shaft
38	04741310	1				EN0	DBB		WASHER, Flat
39	04741309	1				EN0	DBB		WASHER, Idler Gear
40	04741307	2				EN0	DBB		THRUST WASHER, Reverse Idler
41	05066651AA	1				EN0	DBB		GEAR, Reverse Idler
42	04874359	1				EN0	DBB		BEARING, Idler
43	04741303	1				EN0	DBB		IDLER SHAFT, Transmission
44	04741891	2				EN0	DBB		BALL, Check, 4 mm
45	04874363	2				EN0	DBB		RING, Synchronizer Blocker
46	04874405	2				EN0	DBB		CONE, Synchronizer
-47	04874403	2				EN0	DBB		RING
-48	04874404	2				EN0	DBB		RING
-49	04741311	2				EN0	DBB		SNAP RING
-50	05015943AA	1				EN0	DBB		PLATE, Retaining
-51	05015942AA	1				EN0	DBB		CAM, Reverse Block
-52	05015944AA	1				EN0	DBB		SCREW, Hex Flange Head

AR = use ase required - = Non illustrated part

Fork and Rails (DDD)
Figure 3550-910



ITEM	PART NUMBER	QTY	LINE	SERIES	BODY	ENGINE	TRANS	TRIM	DESCRIPTION
NOTE: Sales Code									
[DDD] = 5 Speed Heavy Duty Manual Transmission									
[ER0] = All 4.0 L 6 Cylinder Gas Engines									
1	05015951AB	1				EN0	DBB		SHAFT, Selector
2	05072248AA	1				EN0	DBB		LEVER, Shift Shaft
3	04741137	1				EN0	DBB		SPRING, Lever
4	05015949AA	1				EN0	DBB		PLUNGER
5	05012337AA	1				EN0	DBB		BUSHING, Transmission
6	05019024AA	1				EN0	DBB		PIN
7	05066352AB	1				EN0	DBB		FORK, Third and Fourth
8	04741139	1				EN0	DBB		PIN, Shift Shaft
9	04874352	1				EN0	DBB		SOCKET, Shift Shaft
10	05083104AA	1				EN0	DBB		FORK, Transmission
11	04886077AB	1				EN0	DBB		FORK, First and Second
12	05012020AA	1				EN0	DBB		ISOLATOR, Shift Lever

AR = use ase required - = Non illustrated part

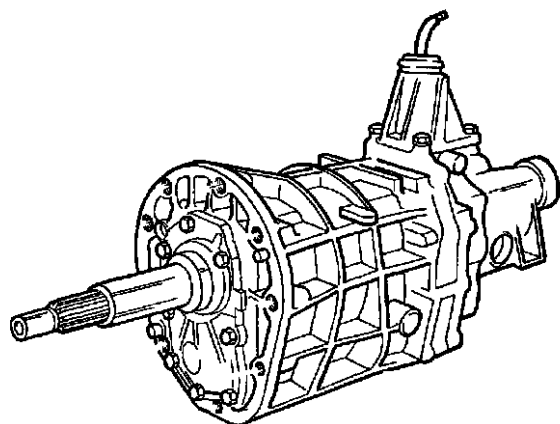
Gearshift Controls (DDD)
Figure 3550-1210

ITEM	PART NUMBER	QTY	LINE	SERIES	BODY	ENGINE	TRANS	TRIM	DESCRIPTION
NOTE; Sales Code [DBB] = All Manual Transmissions									
1	04446921	1					DBB		INSERT, Transmission Shift Knob
2	06502556	1					DBB		NUT, Hex, M10-1.5
3	52104174	1					DBB		KNOB, Gearshift
4									LEVER, Gearshift
	05086544AA	1				ER0	DDD		
	05101818AA	1				EN0	DBB		
	56052546AA	1				EN0	DDD		
5									BOOT, Gear Shift Lever
	56052570AA	1				EN0	DDD		
	56052571AA	1				EN0			
6	56052581AA	1				EN0	DBB		GASKET, Shift Lever Housing
-7	06506668AA	1					DBB		SCREW, Cap
8	06506668AA	1							TUBE, Governor Support, (NOT REQUIRED)
9	56052569AA	1				EN0	DBB		COVER, Floor Pan
10	56052569AA	1							SCREW AND WASHER, Hex Head, M6x1x25, (NOT SERVICED)

AR = use ase required - = Non illustrated part

Group - AISIN

Manual Transmission 5 Speed

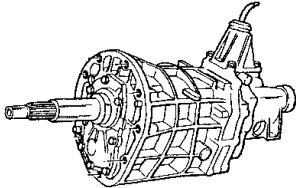
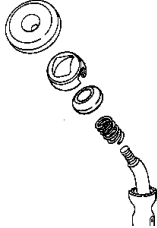
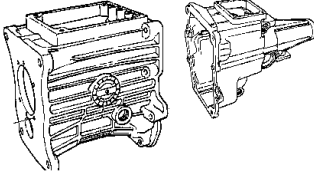
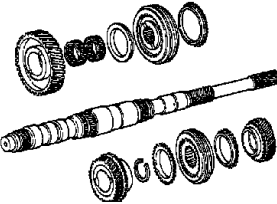
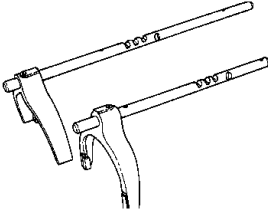


Group - AISIN Manual Transmission 5 Speed

Illustration Title

Group-Fig. No.

Transmission Assembly	
Transmission (DDQ)	Fig. AISIN - 110
Case and Extension	
Case and Related Parts AX15 (DDQ)	Fig. AISIN - 215
Gear Train	
Gear Train AX15 (DDQ)	Fig. AISIN - 415
Gear Train AX15 (DDQ)	Fig. AISIN - 420
Forks and Rails	
Fork and Rails AX15 (DDQ).....	Fig. AISIN - 915
Gearshift Controls	
Gearshift Controls (DDQ).....	Fig. AISIN - 1210

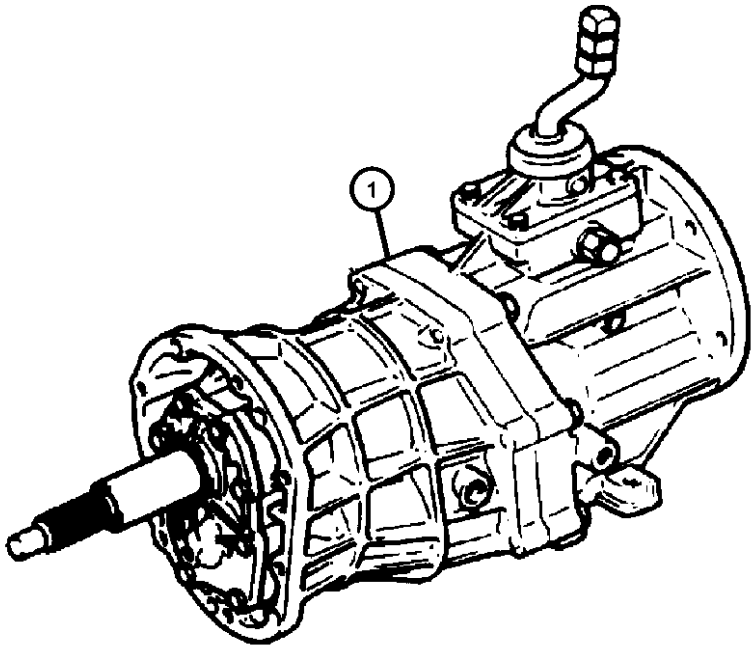
<div><div>AISIN-100</div><div>Transmission Assembly</div><div></div></div>	<div><div>AISIN-1200</div><div>Gearshift Controls</div><div></div></div>	<div><div>AISIN-200</div><div>Case and Extension</div><div></div></div>	<div><div>AISIN-400</div><div>Gear Train</div><div></div></div>
<div><div>AISIN-900</div><div>Forks and Rails</div><div></div></div>			

Transmission (DDQ)
Figure AISIN-110

ITEM	PART NUMBER	QTY	LINE	SERIES	BODY	ENGINE	TRANS	TRIM	DESCRIPTION
------	----------------	-----	------	--------	------	--------	-------	------	-------------

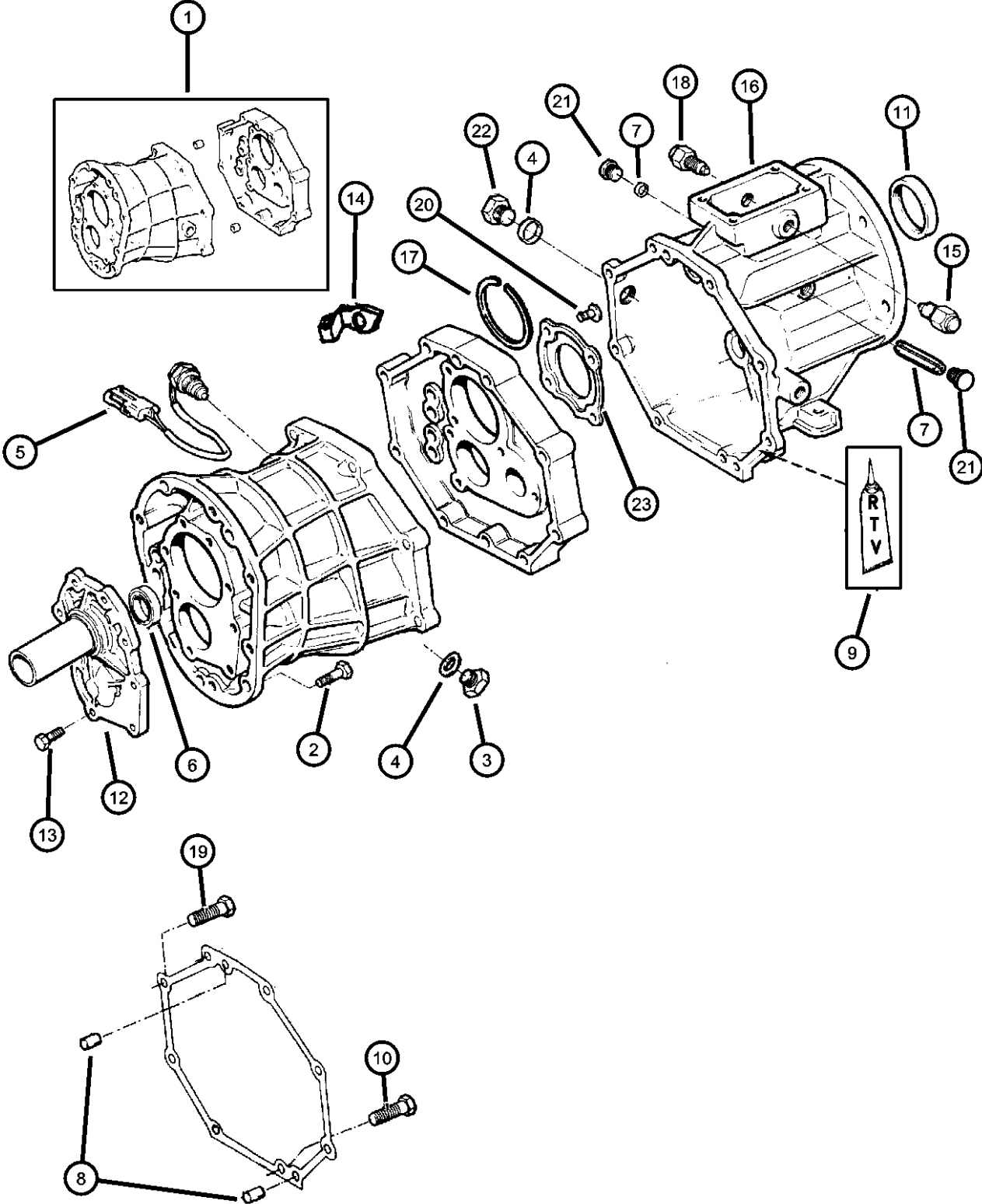
Note:
EP0 = All 2.5L 4 Cyl Gas Engines
ER0 = All 4.0L 6 Cyl Gas Engines
DDQ = Manual Transmission 5 Speed

1	52108118AB	1				EN0	DDQ		TRANSMISSION, 5 Speed
---	------------	---	--	--	--	-----	-----	--	-----------------------



AR = use ase required - = Non illustrated part

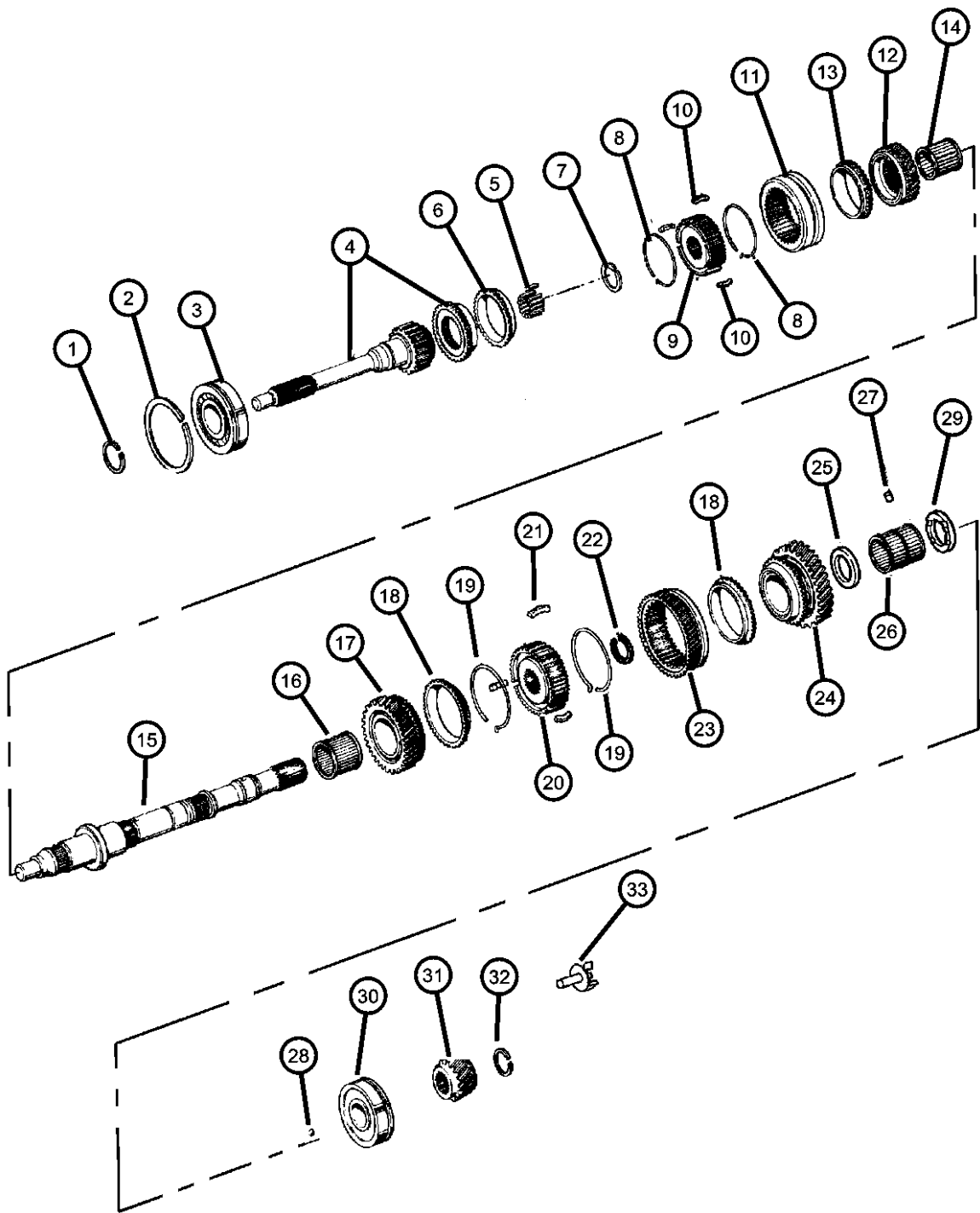
Case and Related Parts AX15 (DDQ)
Figure AISIN-215



ITEM	PART NUMBER	QTY	LINE	SERIES	BODY	ENGINE	TRANS	TRIM	DESCRIPTION
Note:									
ER0 = All 4.0L 6 Cyl Gas Engines									
DDK = 5 Speed Heavy Duty Manual Transmission									
DDQ = Manual Transmission 5 Speed									
DBB = All Manual Transmissions									
1	05252034	1				EN0	DDQ		CASE, Transmission
2	04746274	8				EN0	DBB		BOLT, Transmission Case
3	04543303	1				EN0	DDQ		PLUG, Differential Drain
4	83500513	2				EN0	DBB		GASKET, Drain Plug
5	83500629	1				EN0	DDQ		SWITCH, Back Up Lamp
6	05252053	1				EN0	DDQ		SEAL, Front Retainer
7	83500540	1				EN0	DDQ		PIN, Shift Shaft
8	05003663AA	4				EN0	DBB		PIN, Locating
9	05010884AA	1				EN0	DBB		SEALANT, RTV
10	04746274	8				EN0	DBB		BOLT, Transmission Case
11	83503108	1				EN0	DDQ		SEAL, Adapter
12	04636382	1				EN0	DDQ		RETAINER, Bearing
13	34201818	8				EN0	DBB		SCREW, Hex Head, M8x1.25x25
14	83500631	1				EN0	DDQ		CLAMP, Transmission
15	83500516	1				EN0	DDQ		PIN, Reverse Restrict
16	04636373	1				EN0	DDQ		ADAPTER, Transfer Case
17	83506221	1				EN0	DDQ		SNAP RING
18	05252039	1				EN0	DDQ		PIN, Reverse
19	83503548	2				EN0	DBB		BOLT
20	83500615	6				EN0	DBB		BOLT AND LOCK WASHER, Hex Head, M8x1.25x20
21	83503109	1				EN0	DDQ		CAP, Detent
22	83500623	1				EN0	DDQ		PLUG, Oil Fill
23	05252036	1				EN0	DDQ		RETAINER, Output Shaft Rear Bearing

AR = use ase required - = Non illustrated part

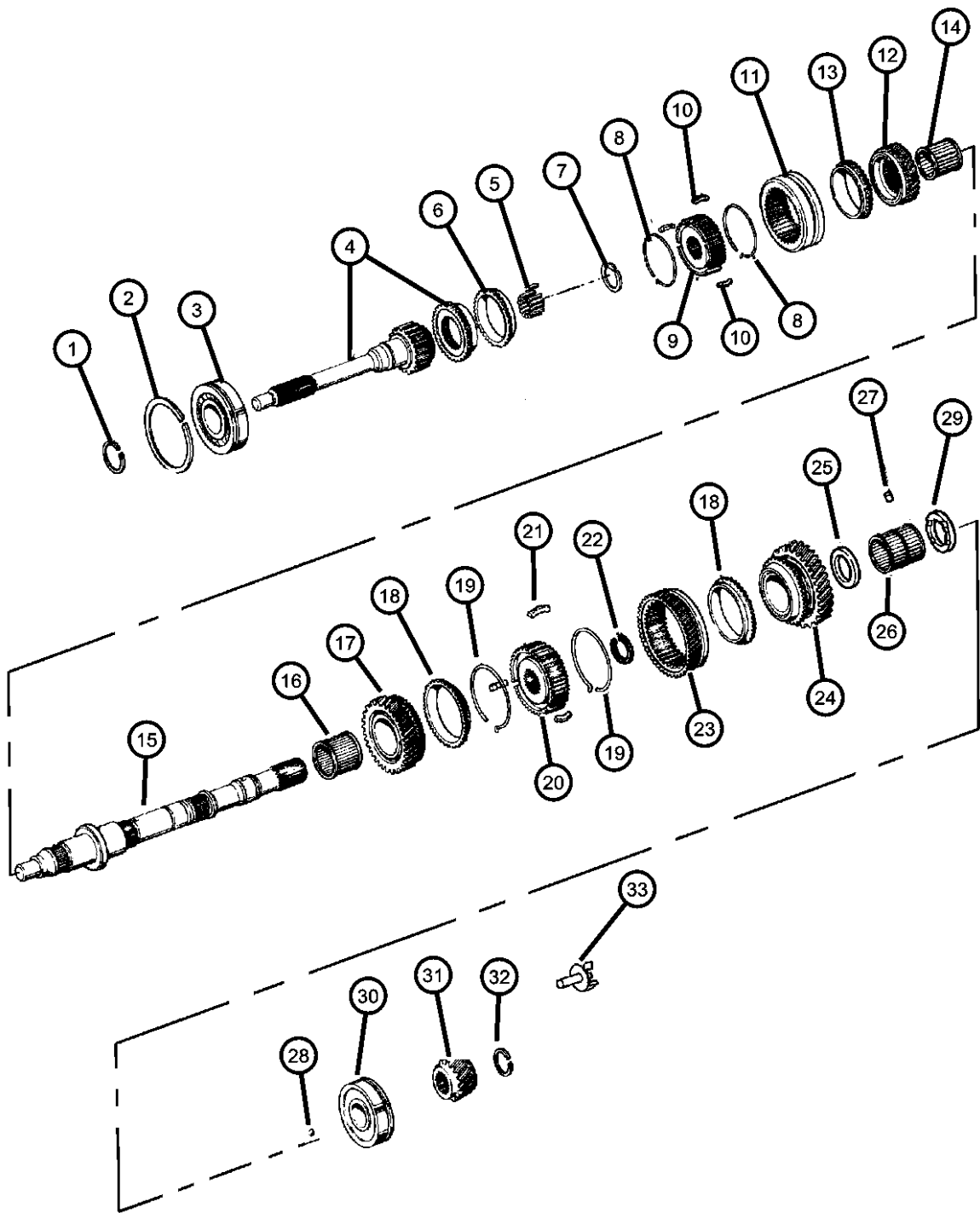
Gear Train AX15 (DDQ)
Figure AISIN-415



ITEM	PART NUMBER	QTY	LINE	SERIES	BODY	ENGINE	TRANS	TRIM	DESCRIPTION
<div>Note: DDQ = 5 Speed Manual Transmission ERH = 4.0L Power Tech Engine ER0 = All 4.0L 6 Cyl Gas Engines</div>									
1	83506099	1				EN0	DDQ		SNAP RING Stamped A [X=2.10mm/2.15mm]
	83506214	1				EN0	DDQ		Stamped B [X=2.15mm/2.20mm]
	83506215	1				EN0	DDQ		Stamped C [X=2.20mm/2.25mm]
	83506216	1				EN0	DDQ		Stamped D [X=2.25mm/2.30mm]
	83506217	1				EN0	DDQ		Stamped E [X=2.30mm/2.35mm]
	83506218	1				EN0	DDQ		Stamped F [X=2.35mm/2.40mm]
	83506219	1				EN0	DDQ		Stamped G [X=2.40mm/2.45mm]
2	83506222	1				EN0	DDQ		SNAP RING
3	83506073	1				EN0	DDQ		BEARING, Output Shaft
4	04897048AA	1				EN0	DDQ		INPUT SHAFT, Transmission
5	83506078	1				EN0	DDQ		NEEDLE BEARING, Input Shaft
6	04897052AA	1				EN0	DDQ		STOP RING, Synchronizer
7	83506086	1				EN0	DDQ		SNAP RING Stamped A [X=1.80mm/1.85mm]
	83506087	1				EN0	DDQ		Stamped B [X=1.85mm/1.90mm]
	83506088	1				EN0	DDQ		Stamped C [X=1.90mm/1.95mm]
	83506089	1				EN0	DDQ		Stamped D [X=1.95mm/2.00mm]
	83506090	1				EN0	DDQ		Stamped E [X=2.00mm/2.05mm]
	83506091	1				EN0	DDQ		Stamped F [X=2.05mm/2.10mm]
	83506092	1				EN0	DDQ		Stamped G [X=2.10mm/2.15mm]
8	83506255	1				EN0	DDQ		SPRING, Synchronizer Key
9	83506248	1				EN0	DDQ		HUB, Synchronizer
10	83506251	3				EN0	DBB		KEY, Synchronizer
11	04897050AA	1				EN0	DDQ		SLEEVE, Synchronizer
12	04897047AA	1				EN0	DDQ		GEAR, Third
13	04897051AA	1				EN0	DDQ		STOP RING, Synchronizer
14	83506077	1				EN0	DDQ		NEEDLE BEARING, Third Gear
15	83506243	1				EN0	DDQ		SHAFT, Output
16	83506076	1				EN0	DDQ		NEEDLE BEARING, Second Gear
17	04636369	1				EN0	DDQ		GEAR, Second
18	83506252	1				EN0	DDQ		STOP RING, Synchronizer
19	83506254	2				EN0	DBB		SPRING, Synchronizer Key
20	83506247	1				EN0	DDQ		HUB, Synchronizer
21	83506250	3				EN0	DBB		KEY, Synchronizer
22	83506093	1				EN0	DDQ		SNAP RING Stamped B [X=2.35mm/2.40mm]
	83506094	1				EN0	DDQ		Stamped C [X=2.40mm/2.45mm]

AR = use ase required - = Non illustrated part

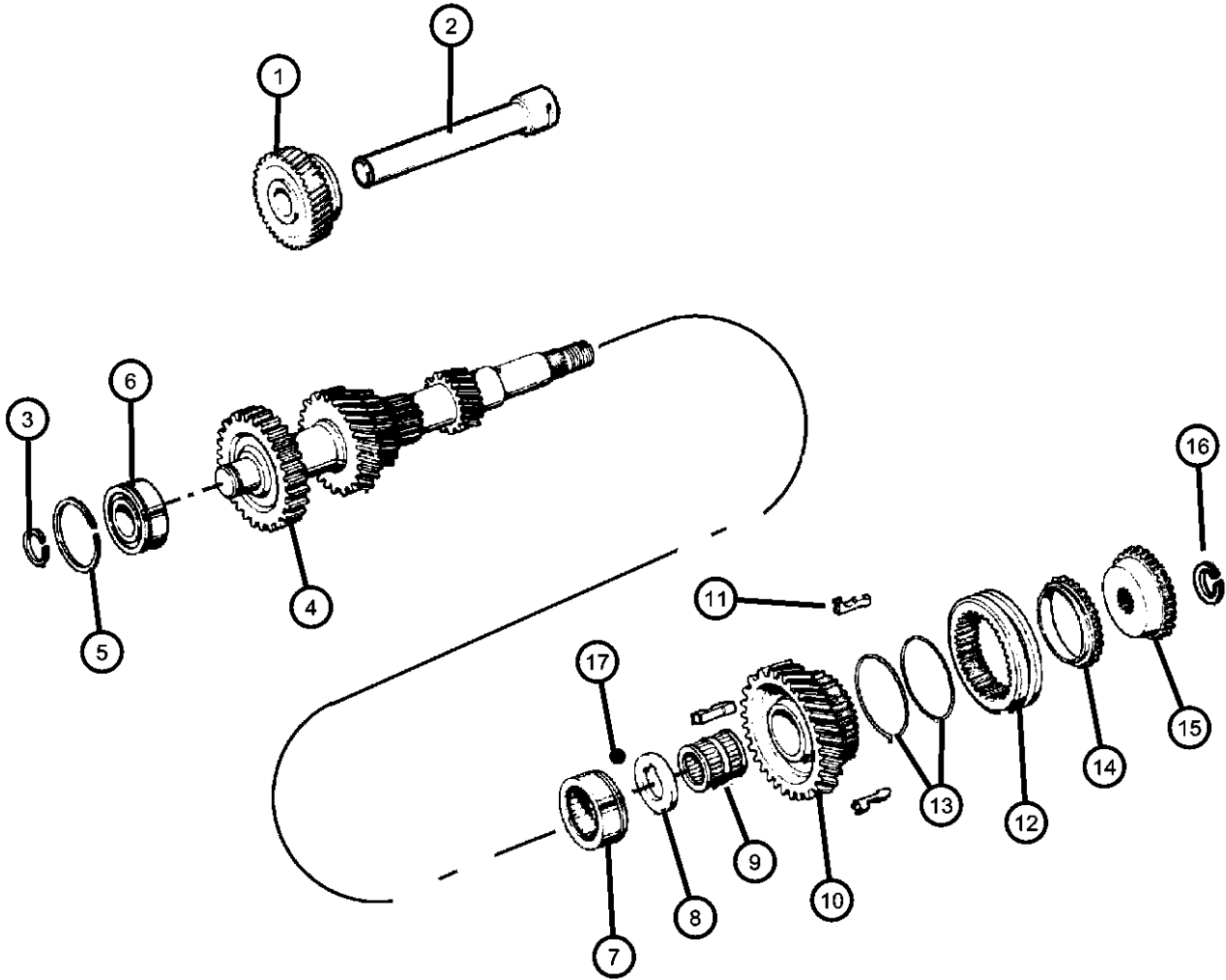
Gear Train AX15 (DDQ)
Figure AISIN-415



ITEM	PART NUMBER	QTY	LINE	SERIES	BODY	ENGINE	TRANS	TRIM	DESCRIPTION
	83506095	1				EN0	DDQ		Stamped D [X=2.45mm/2.50mm]
	83506096	1				EN0	DDQ		Stamped E [X=2.50mm/2.55mm]
	83506097	1				EN0	DDQ		Stamped F [X=2.55mm/2.60mm]
	83506098	1				EN0	DDQ		Stamped G [X=2.60mm/2.65mm]
23	05252082	1				EN0	DDQ		GEAR, Reverse
24	04636368	1				EN0	DDQ		GEAR, First
25	83506280	1				EN0	DDQ		SPACER, Output Shaft
26	83506075	1				EN0	DDQ		NEEDLE BEARING, First Gear
27	83506008	1				EN0	DDQ		PIN, Mainshaft
28	83500573	1				EN0	DDQ		BALL, Reverse
29	83506246	1				EN0	DDQ		THRUST WASHER, First Gear
30	83506074	1				EN0	DDQ		BEARING, Input Shaft
31	05252083	1				EN0	DDQ		GEAR, Fifth
32									SNAP RING
	83506268	1				EN0	DDQ		Stamped C [X=2.75mm/2.80mm]
	83506269	1				EN0	DDQ		Stamped D [X=2.80mm/2.85mm]
	83506270	1				EN0	DDQ		Stamped E [X=2.85mm/2.90mm]
	83506271	1				EN0	DDQ		Stamped F [X=2.90mm/2.95mm]
	83506272	1				EN0	DDQ		Stamped G [X=2.95mm/3.00mm]
	83506273	1				EN0	DDQ		Stamped H [X=3.00mm/3.05mm]
	83506274	1				EN0	DDQ		Stamped J [X=3.05mm/3.10mm]
	83506275	1				EN0	DDQ		Stamped K [X=3.10mm/3.15mm]
	83506276	1				EN0	DDQ		Stamped L [X=3.15mm/3.20mm]
	83506277	1				EN0	DDQ		Stamped M [X=3.20mm/3.25mm]
	83506278	1				EN0	DDQ		Stamped N [X=3.25mm/3.30mm]
	83506279	1				EN0	DDQ		Stamped P [X=3.30mm/3.35mm]
33	83500646	1				EN0	DDQ		PIPE, Oil Receiver

AR = use ase required - = Non illustrated part

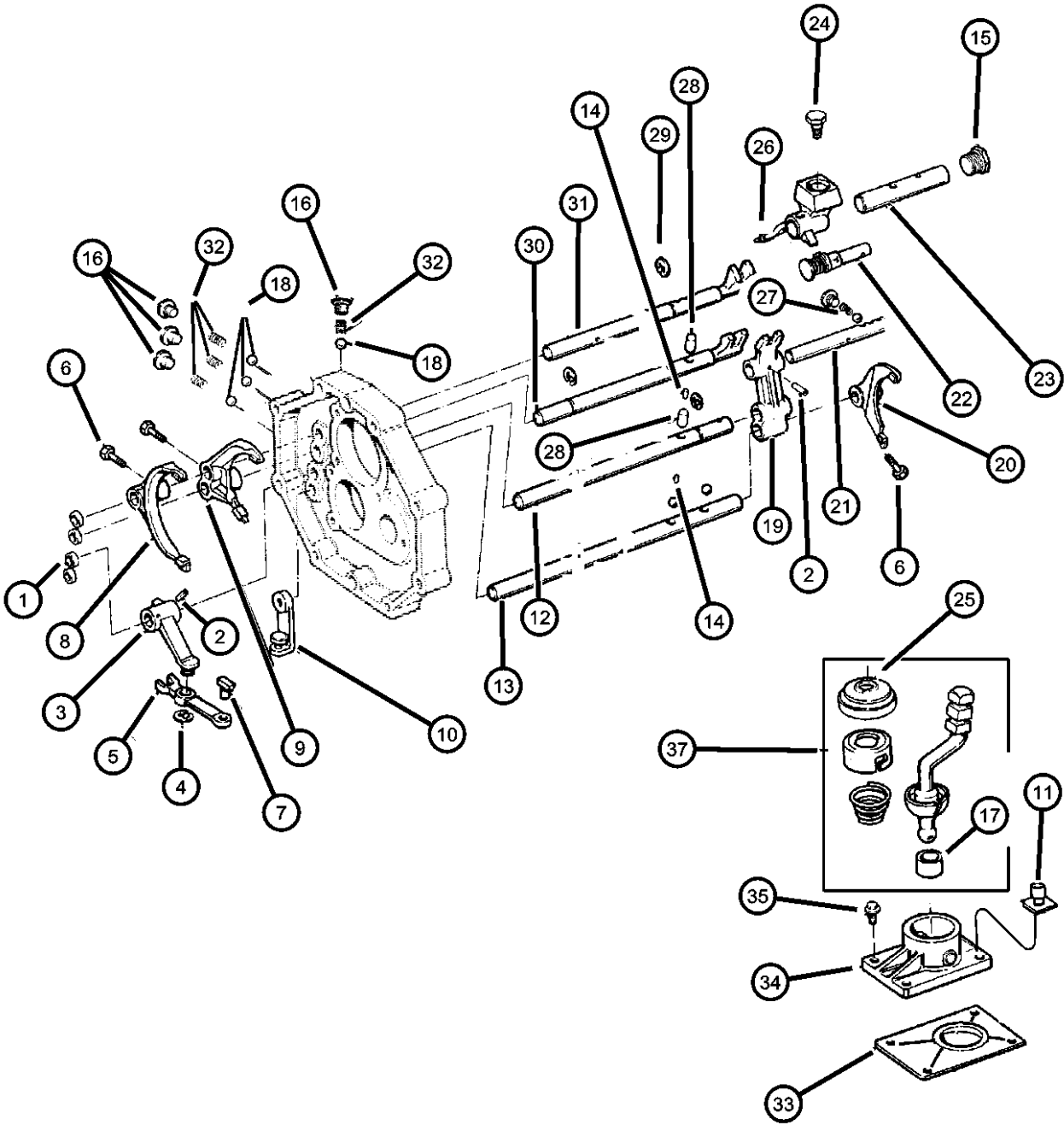
Gear Train AX15 (DDQ)
Figure AISIN-420



ITEM	PART NUMBER	QTY	LINE	SERIES	BODY	ENGINE	TRANS	TRIM	DESCRIPTION
Note: EN0 = All 4 Cyl Turbo Diesel Engines EPE = 2.5L SMPI Magnum 4 Cyl Engine EP0 = All 2.5L 4 Cyl Gas Engines ERH = 4.0L Power Tech Engine ER0 = All 4.0L 6 Cyl Gas Engines DDQ = Manual Transmission 5 Speed DBB = All Manual Transmissions									
1	05252084	1				EN0	DDQ		GEAR, Reverse Idler
2	83506258	1				EN0	DDQ		IDLER SHAFT, Transmission
3									SNAP RING
	83506081	1				EN0	DDQ		Stamped A [X=2.05mm/2.10mm]
	83506082	1				EN0	DDQ		Stamped B [X=2.10mm/2.15mm]
	83506083	1				EN0	DDQ		Stamped C [X=2.15mm/2.20mm]
	83506084	1				EN0	DDQ		Stamped D [X=2.20mm/2.25mm]
	83506085	1				EN0	DDQ		Stamped E [X=2.25mm/2.30mm]
4	04636371	1				EN0	DDQ		GEAR, Countershaft
5	83506220	1				EN0	DDQ		SNAP RING
6	83506259	1				EN0	DDQ		BEARING, Countershaft
7	83506080	1				EN0	DDQ		NEEDLE BEARING, Countershaft
8	83506245	1				EN0	DDQ		THRUST WASHER, Fifth Gear
9	83506079	1				EN0	DDQ		NEEDLE BEARING, Fifth Gear
10	04637527	1				EN0	DDQ		GEAR, Countershaft Fifth
11	04637532	3				EN0	DBB		KEY, Synchronizer
12	83506257	1				EN0	DDQ		SLEEVE, Synchronizer
13	04637534	1				EN0	DDQ		SPRING, Synchronizer
14	04637533	1				EN0	DDQ		STOP RING, Synchronizer
15	83506242	1				EN0	DDQ		GEAR, Fifth Splined
16									SNAP RING
	83506260	1				EN0	DDQ		Stamped A [X=2.80mm/2.85mm]
	83506261	1				EN0	DDQ		Stamped B [X=2.85mm/2.90mm]
	83506262	1				EN0	DDQ		Stamped C [X=2.90mm/2.95mm]
	83506263	1				EN0	DDQ		Stamped D [X=2.95mm/3.00mm]
	83506264	1				EN0	DDQ		Stamped E [X=3.00mm/3.05mm]
	83506265	1				EN0	DDQ		Stamped F [X=3.05mm/3.10mm]
	83506266	1				EN0	DDQ		Stamped G [X=3.10mm/3.15mm]
	83506267	1				EN0	DDQ		Stamped H [X=3.15mm/3.20mm]
17	83500573	1				EN0	DDQ		BALL, Reverse

AR = use ase required - = Non illustrated part

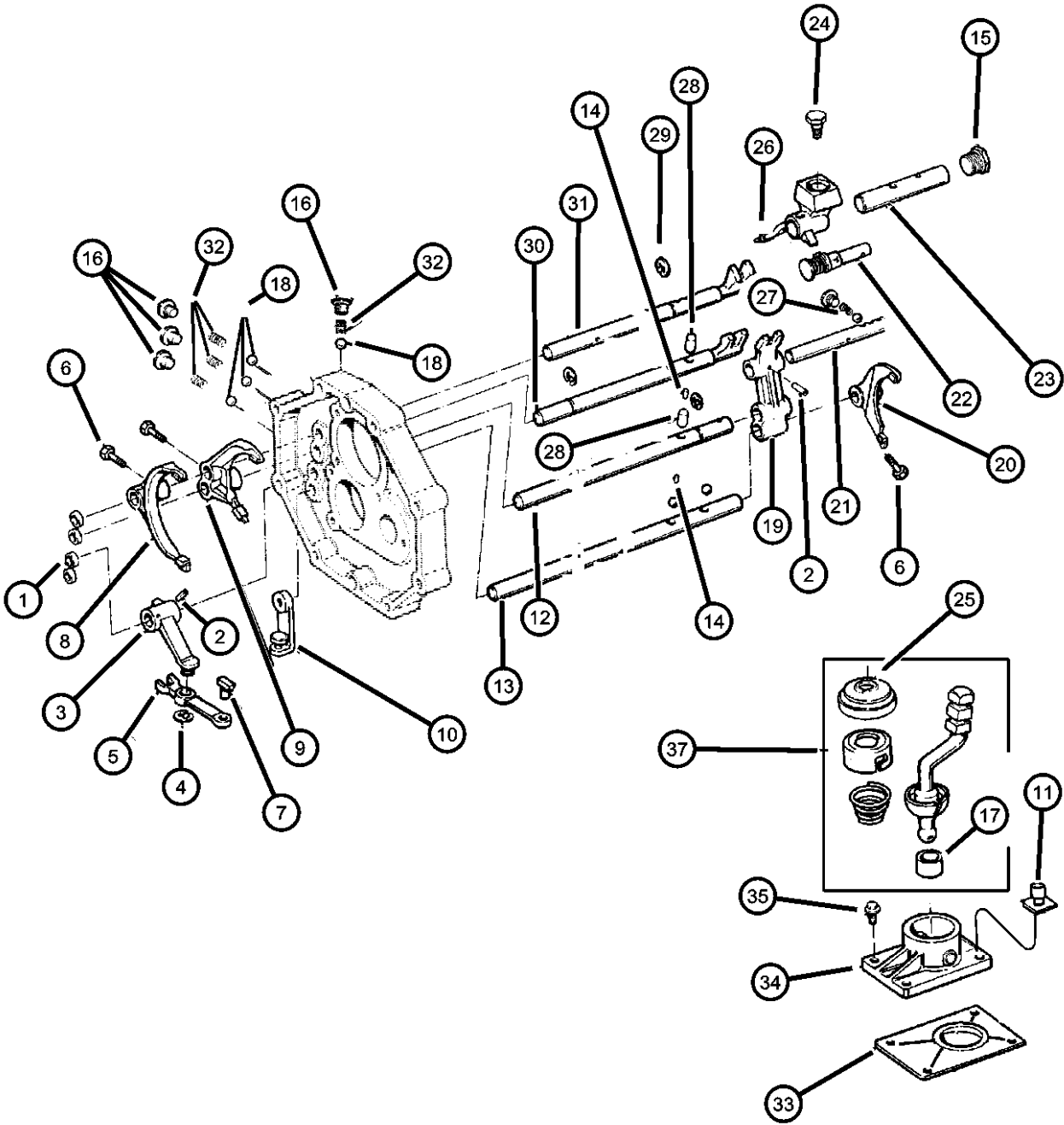
Fork and Rails AX15 (DDQ)
Figure AISIN-915



ITEM	PART NUMBER	QTY	LINE	SERIES	BODY	ENGINE	TRANS	TRIM	DESCRIPTION
Note: ERH = 4.0L Power Tech Engine ER0 = All 4.0L 6 Cyl Gas Engines DDQ = Manual Transmission 5 Speed									
1	83500503	4				EN0	DBB		PLUG, Shift Rail
2	83500540	3				EN0	DBB		PIN, Shift Shaft
3	05252056	1				EN0	DDQ		FORK, Transmission
4	83500548	1				EN0	DDQ		SNAP RING
5	05252060	1				EN0	DDQ		ARM, Reverse Shift
6	05252214	3				EN0	DBB		BOLT AND WASHER, Gear Shift Fork
7	05252062	1				EN0	DDQ		SHOE, Shift Lever
8	05252058	1				EN0	DDQ		FORK, Transmission
9	05252057	1				EN0	DDQ		FORK, Transmission
10	05252063	1				EN0	DDQ		BRACKET, Reverse Shift Rod
11	04864223	1				EN0	DDQ		CAP, Vent
12	05252070	1				EN0	DDQ		SHAFT, Gear Shift Fork, Number 3
13	05252071	1				EN0	DDQ		SHAFT, Gear Shift Fork, Number 4
14	83500537	2				EN0	DBB		PIN, Shift Shaft
15	83503109	1				EN0	DDQ		CAP, Detent
16	83500524	6				EN0	DBB		PLUG, Transmission
17	83500519	1				EN0	DDQ		BUSHING, Shift Lever
18	83500542	7				EN0	DBB		BALL, Gearshift Fork Lock
19	05252064	1				EN0	DDQ		HEAD, Shifter Shaft
20	05252059	1				EN0	DDQ		FORK, Transmission
21	05252065	1				EN0	DDQ		SHAFT, Gear Shift Fork, Number 5
22	83500635	1				EN0	DDQ		PIN, Reverse
23	05252037	1				EN0	DDQ		SHAFT, Shift Lever
24	34201373	1				EN0	DDQ		BOLT, Hex Head, M8x1.25x22
25	83500520	1				EN0	DDQ		BOOT, Gearshift
26	05252041	1				EN0	DDQ		HOUSING, Shift Lever
27	83500544	1				EN0	DDQ		SPRING, Compression
28	83500543	2				EN0	DBB		PIN, Interlock, 30.3mm
29	05252076	3				EN0	DBB		SNAP RING
30	05252066	1				EN0	DDQ		SHAFT, Gear Shift Fork, Number 1
31	05252068	1				EN0	DDQ		SHAFT, Gear Shift Fork, Number 2
32	05252075	4				EN0	DBB		SPRING, Compression
33	04864224	1				EN0	DDQ		SHIELD, Transmission
34	04864222	1				EN0	DDQ		RETAINER, Transmission Control Shift
35	83500525	2				EN0	DBB		BOLT AND LOCK WASHER, Hex Head, M8x1.25x30

AR = use ase required - = Non illustrated part

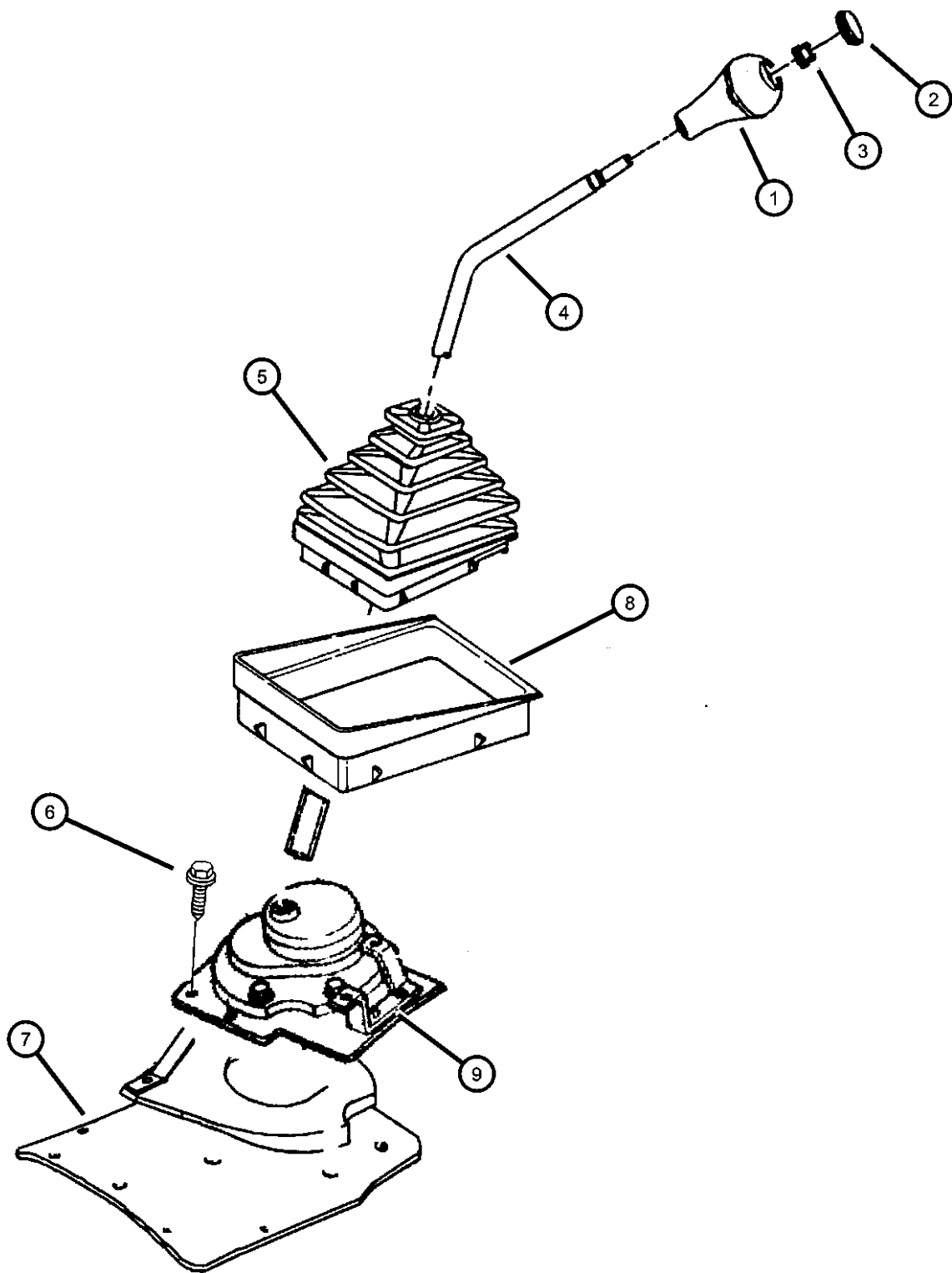
Fork and Rails AX15 (DDQ)
Figure AISIN-915



ITEM	PART NUMBER	QTY	LINE	SERIES	BODY	ENGINE	TRANS	TRIM	DESCRIPTION
-36	05252211	2				EN0	DBB		BOLT, Gearshift Retainer
37	04882436	1				EN0	DDQ		LEVER, Gearshift

AR = use ase required - = Non illustrated part

Gearshift Controls (DDQ)
Figure AISIN-1210

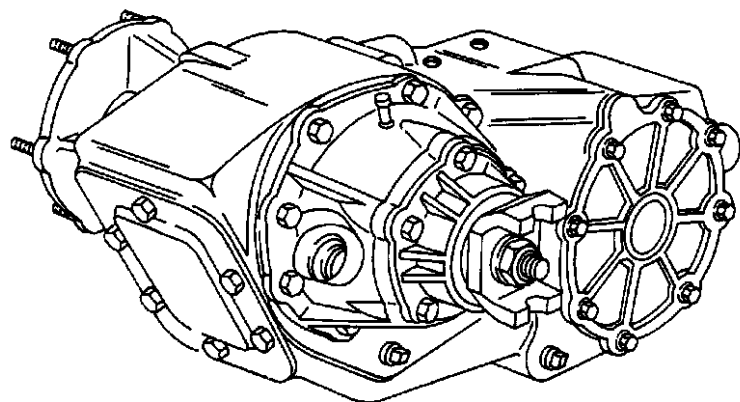


ITEM	PART NUMBER	QTY	LINE	SERIES	BODY	ENGINE	TRANS	TRIM	DESCRIPTION
Note: DBB = All Manual Transmissions EPE = 2.5L SMPI MAGNUM 4 Cyl Engine ERH = 4.0L Power Tech Engine									
1	52104174	1					DBB		KNOB, Gearshift, Gearshift Lever
2	04446921	1					DBB		INSERT, Transmission Shift Knob
3	06502556	1					DBB		NUT, Hex, M10-1.5
4	04882436	1				EN0	DDQ		LEVER, Gearshift
5	56052570AB	1				EN0	DDQ		BOOT, Gear Shift Lever
6	56052570AB	1							SCREW, Hex Flange Head, M4.2x1.41x13.00, (NOT SERVICED)
7	56052569AA	1				EN0	DBB		COVER, Floor Pan
8	53000056AB	1				ER0	DBB		BEZEL, Gearshift Lever Boot
9	53000056AB	1							RIVET, M4x12 Aluminum, (NOT SERVICED)

AR = use ase required - = Non illustrated part

Group - 231

Transfer Case Model 231



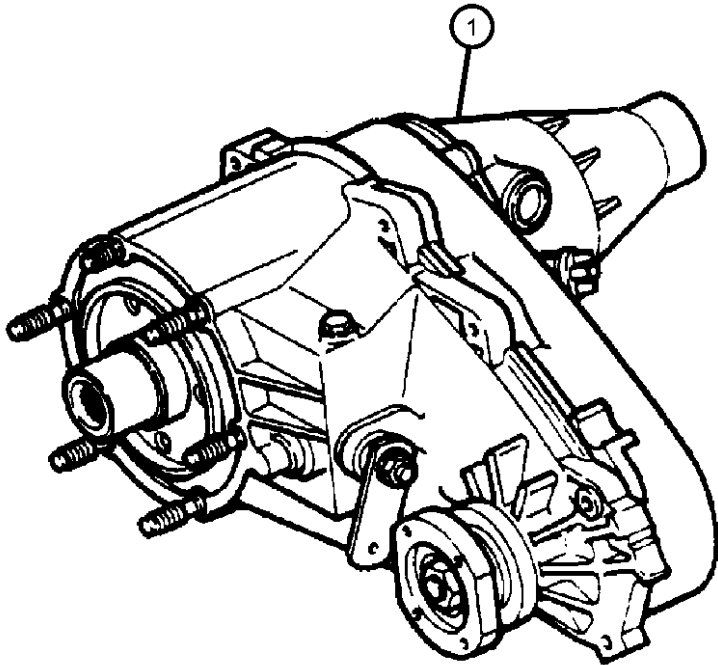
Group - 231 Transfer Case Model 231

Illustration Title	Group-Fig. No.
Transfer Case Assembly Transfer Case [DHN].....	Fig. 231 - 110
Case and Related Parts Case and Related Parts Command Trac [DHN]	Fig. 231 - 210
Gear Train Gear Train Command Trac [DHN]	Fig. 231 - 410
Fork and Rails Fork and Rails, Command Trac [DHN]	Fig. 231 - 910
Gearshift Controls Gearshift Controls, Skid Plate, [DHN]	Fig. 231 - 1210

231-100 Transfer Case Assembly	231-1200 Gearshift Controls	231-200 Case and Related Parts	231-400 Gear Train
231-900 Fork and Rails			

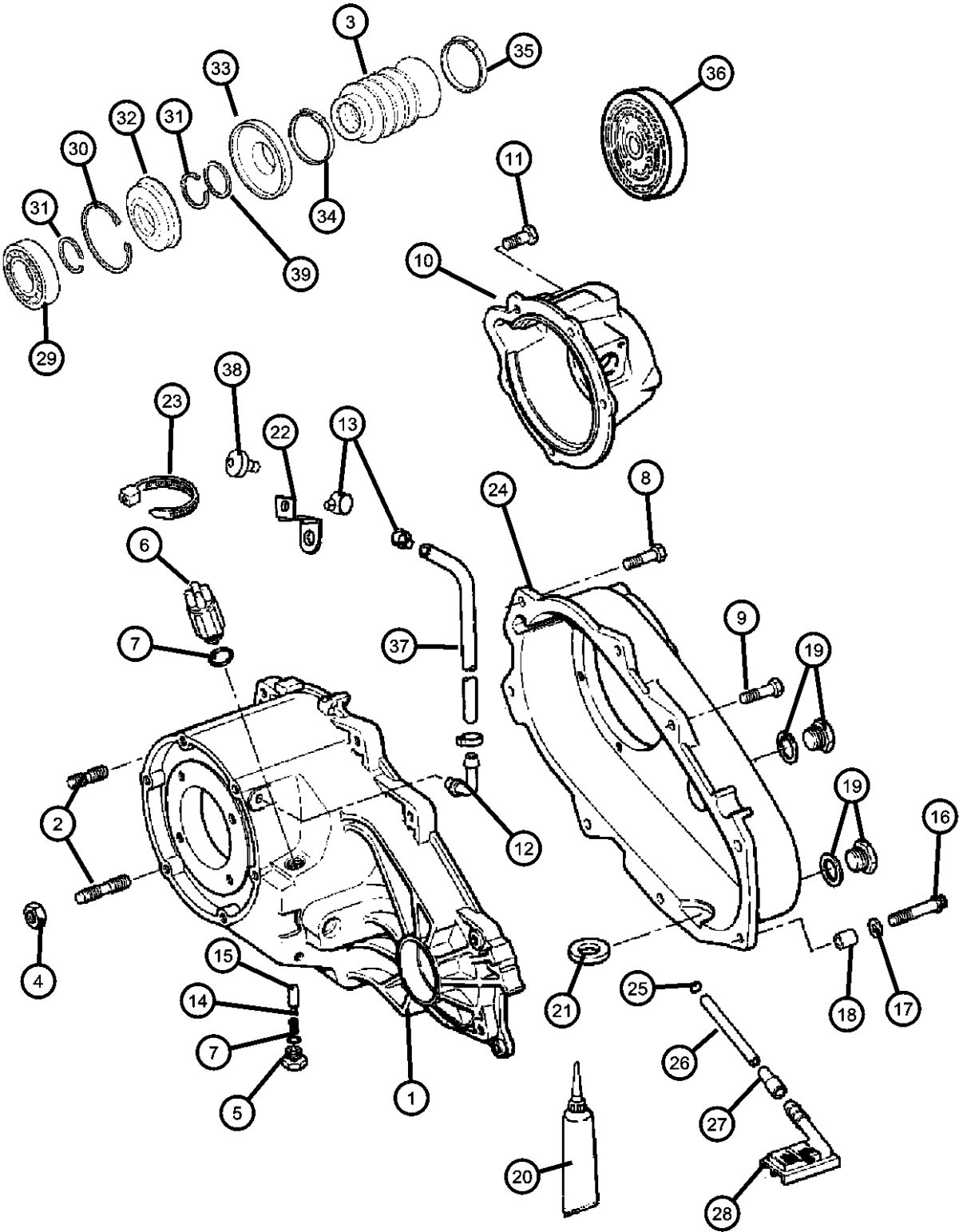
Transfer Case [DHN]
Figure 231-110

ITEM	PART NUMBER	QTY	LINE	SERIES	BODY	ENGINE	TRANS	TRIM	DESCRIPTION
1									TRANSFER CASE, NV231
	52105887AC	1				ER0	DDD		
	56052653AA	1				EN0	DDD		



AR = use ase required - = Non illustrated part

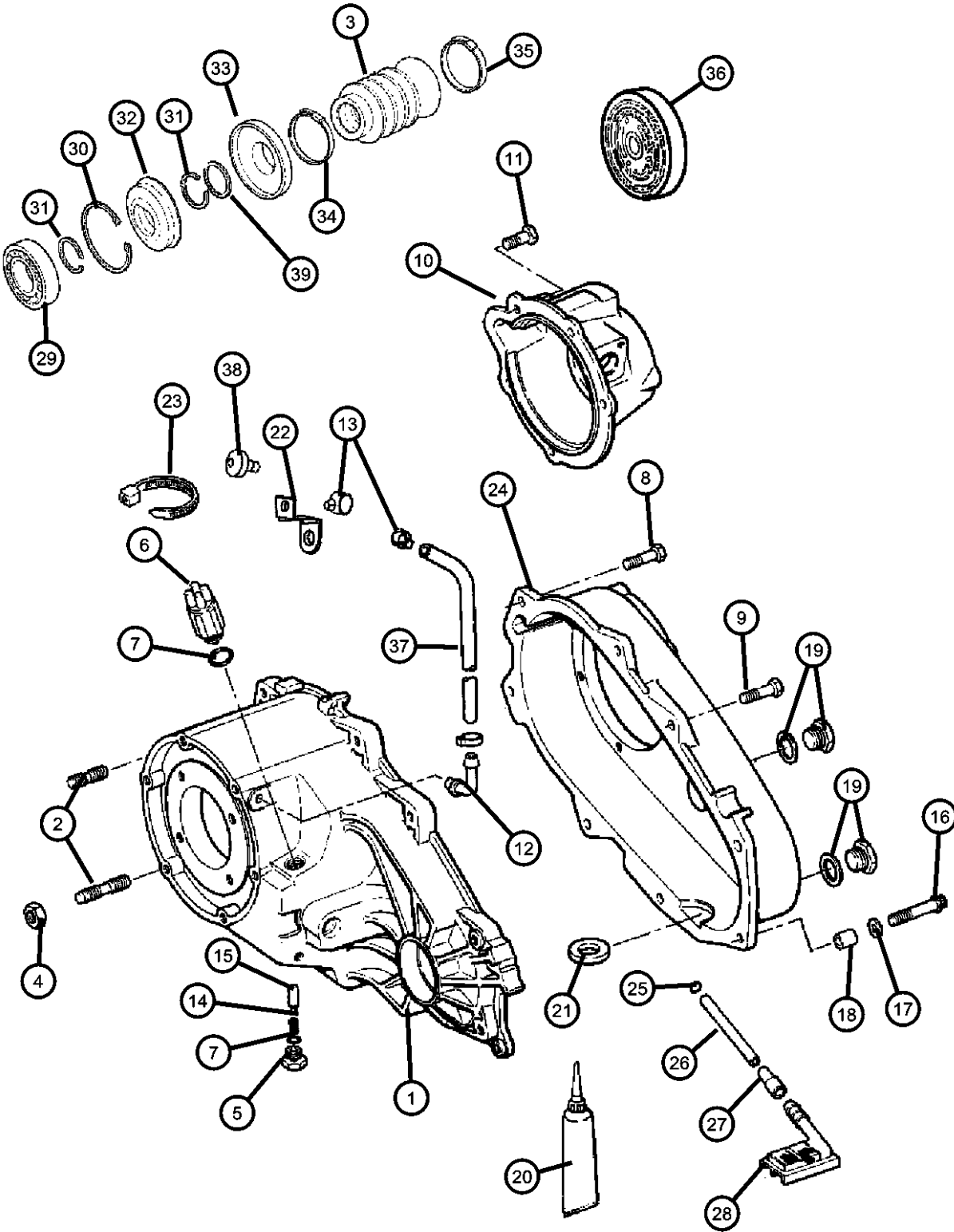
Case and Related Parts Command Trac [DHN]
Figure 231-210



ITEM	PART NUMBER	QTY	LINE	SERIES	BODY	ENGINE	TRANS	TRIM	DESCRIPTION
NOTE: Sales Code [DBB] = All Manual Transmissions [DDD] = 5 Speed Heavy Duty Manual Transmission [EN0] = 2.8L 4/5 Cylinder Turbo Diesel [ER0]=All 4.0L 6 Cylinder Gas Engines									
1	04798111	1				ER0	DDD		CASE, Transfer Front
	05175209AA	1				EN0	DBB		
2	04167922	6				EN0	DDD		STUD, Tranmission Case
		6				ER0	DDD		
3	04798123	1				EN0	DDD		BOOT, Driveshaft
	05017825AA	1				ER0	DDD		
4	J4006681	6				EN0, ER0			NUT AND CONED WASHER, Hex, .375-24
5	04886473AA	1				EN0	DDD		SCREW
		1				ER0	DDD		
6	J8134473	1				EN0	DDD		SWITCH, Transfer Case Mode
		1				ER0	DDD		
7	04338956	1				EN0	DDD		SEAL, Vacuum Switch
		1				ER0	DDD		
8	04210617	5				EN0	DDD		BOLT, Transfer Case
		5				ER0	DDD		
9	J8130979	1				EN0	DDD		BOLT, Twelve Point Head, M10x1.5x48
		1				ER0	DDD		
10	05017477AA	1				EN0	DDD		RETAINER, Transfer Case Rear
		1				ER0	DDD		
11	06501371	5				EN0	DDD		BOLT, Retainer
		4				ER0	DDD		
12	04796910	1				EN0	DDD		VENT, Transfer Case
		1				ER0	DDD		
13	06502081	1							CLAMP, Oil Cooler Line, Transfer Case Vent
14									SPRING, Shift Detent

AR = use ase required - = Non illustrated part

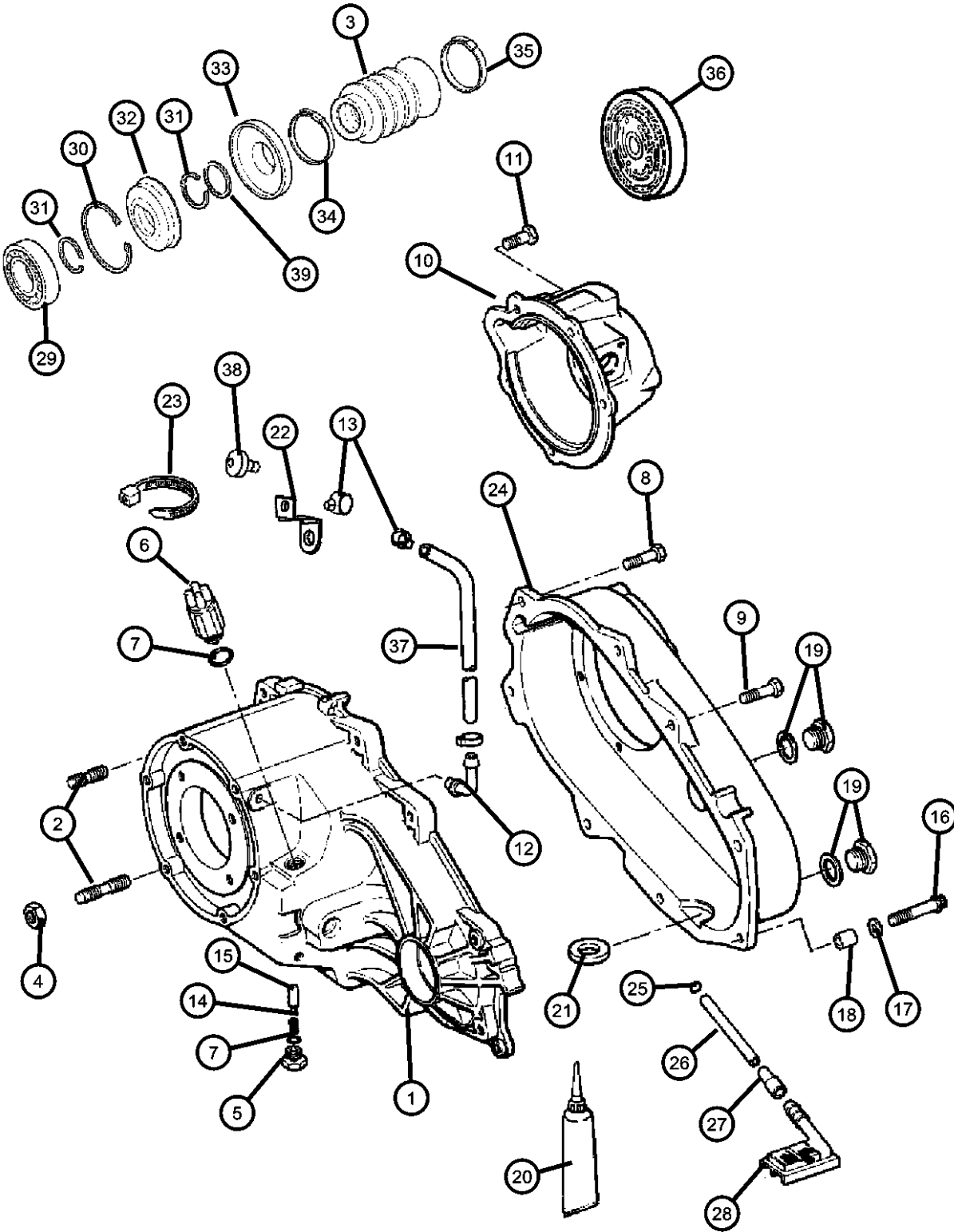
Case and Related Parts Command Trac [DHN]
Figure 231-210



ITEM	PART NUMBER	QTY	LINE	SERIES	BODY	ENGINE	TRANS	TRIM	DESCRIPTION
15	04638497	1				EN0	DDD		PLUNGER
		1				ER0	DDD		
16	53008217	1				EN0	DDD		BOLT, Hex Flange Head
		1				ER0	DDD		
17	04210614	1				ER0	DDD		WASHER, Flat
		2				ER0	DDD		
18	04210983	2				EN0	DDD		DOWEL, Transfer Case
		2				ER0	DDD		
19	04116310	2				EN0	DDD		PLUG, Oil Fill
		2				ER0	DDD		
20	04856641	2				EN0	DDD		SEALANT, RTV
		2				ER0	DDD		
21	05010884AA	1				EN0	DDD		MAGNET, Transmission
		1				ER0	DDD		
22	03681601	1				EN0	DDD		CLIP
		1				ER0	DDD		
23	52118181	2				ER0	DDD		STRAP, Tie
		1				ER0	DDD		
24	05073039AA	1							CASE, Transfer Rear
		1							
25	04886222AA	1				EN0	DDD		SEAL, Oil
		1				ER0	DDD		
26	04338942	1				EN0	DDD		TUBE, Oil Pickup
		1				ER0	DDD		
27	04338941	1				EN0	DDD		CONNECTOR, Oil Tube Pickup
		1				ER0	DDD		
28	04338944	1				EN0	DDD		FILTER, Transfer Case Oil
		1				ER0	DDD		
	04338943	1				EN0	DDD		
		1				ER0	DDD		

AR = use ase required - = Non illustrated part

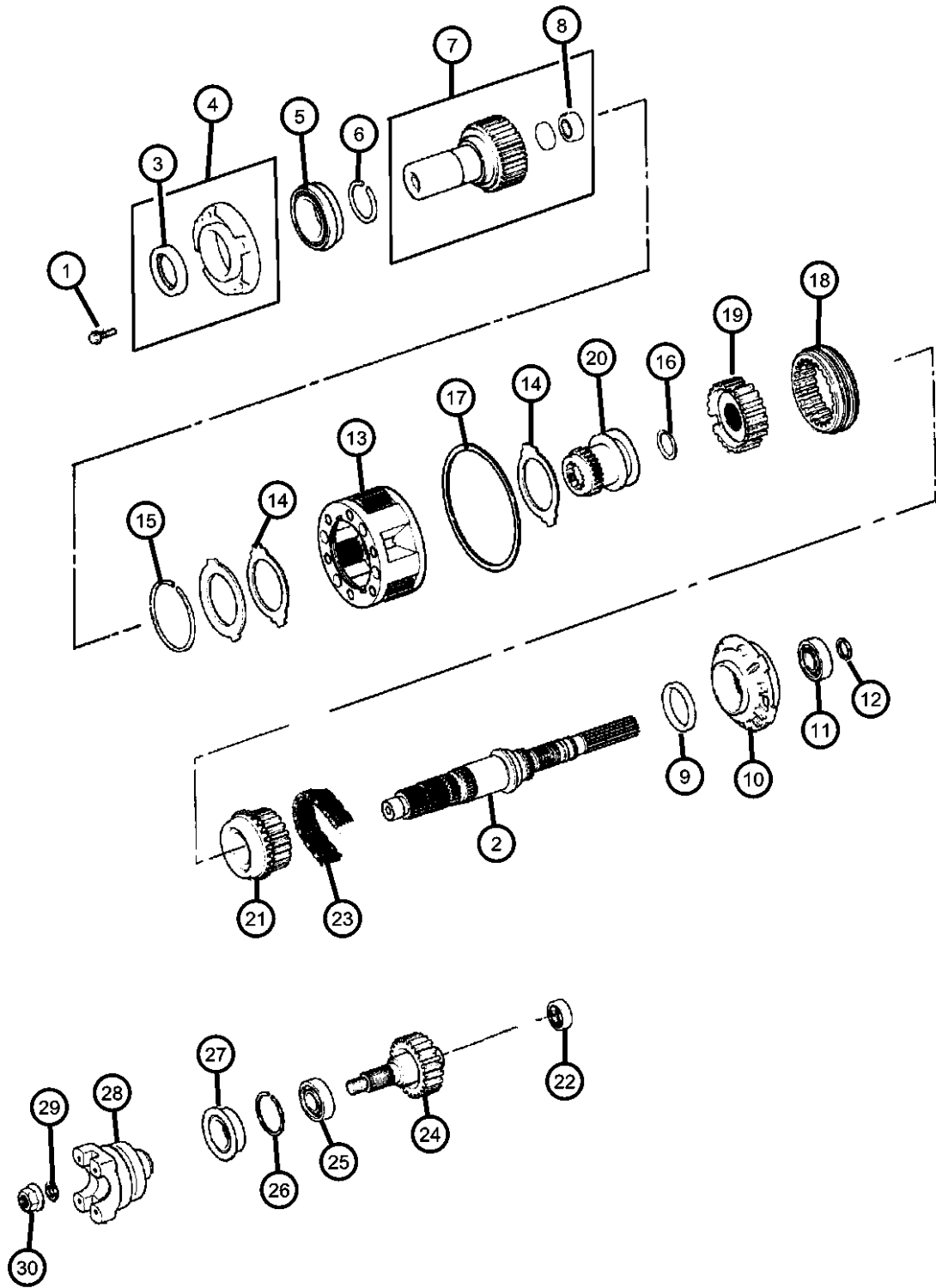
Case and Related Parts Command Trac [DHN]
Figure 231-210



ITEM	PART NUMBER	QTY	LINE	SERIES	BODY	ENGINE	TRANS	TRIM	DESCRIPTION
29	04338892	1				EN0	DDD		BEARING
		1				ER0	DDD		
30	04798116	1				EN0	DDD		SNAP RING
		1				ER0	DDD		
31	J8134488	1				EN0	DDD		SNAP RING
		1				ER0	DDD		
32	04798117	1				EN0	DDD		SEAL, Output
		1				ER0	DDD		[Retainer Rear]
33	05016615AA	1				EN0	DDD		SLINGER, Oil
34	04798122	1				EN0	DDD		CLAMP, Boot
		1				ER0	DDD		
35	04798121	1				EN0	DDD		CLAMP, Boot
		1				ER0	DDD		
		1				ER0	DDD		
36	05017819AA	1							DAMPER, Transfer Case
37	52105882AA	1							HOSE, vent, Transfer Case Vent
38	04213328	1							Hose To Breather Tube
39	S2436163	1				EN0	DDD		VENT, Cap
		1				ER0	DDD		WASHER, Flat

AR = use ase required - = Non illustrated part

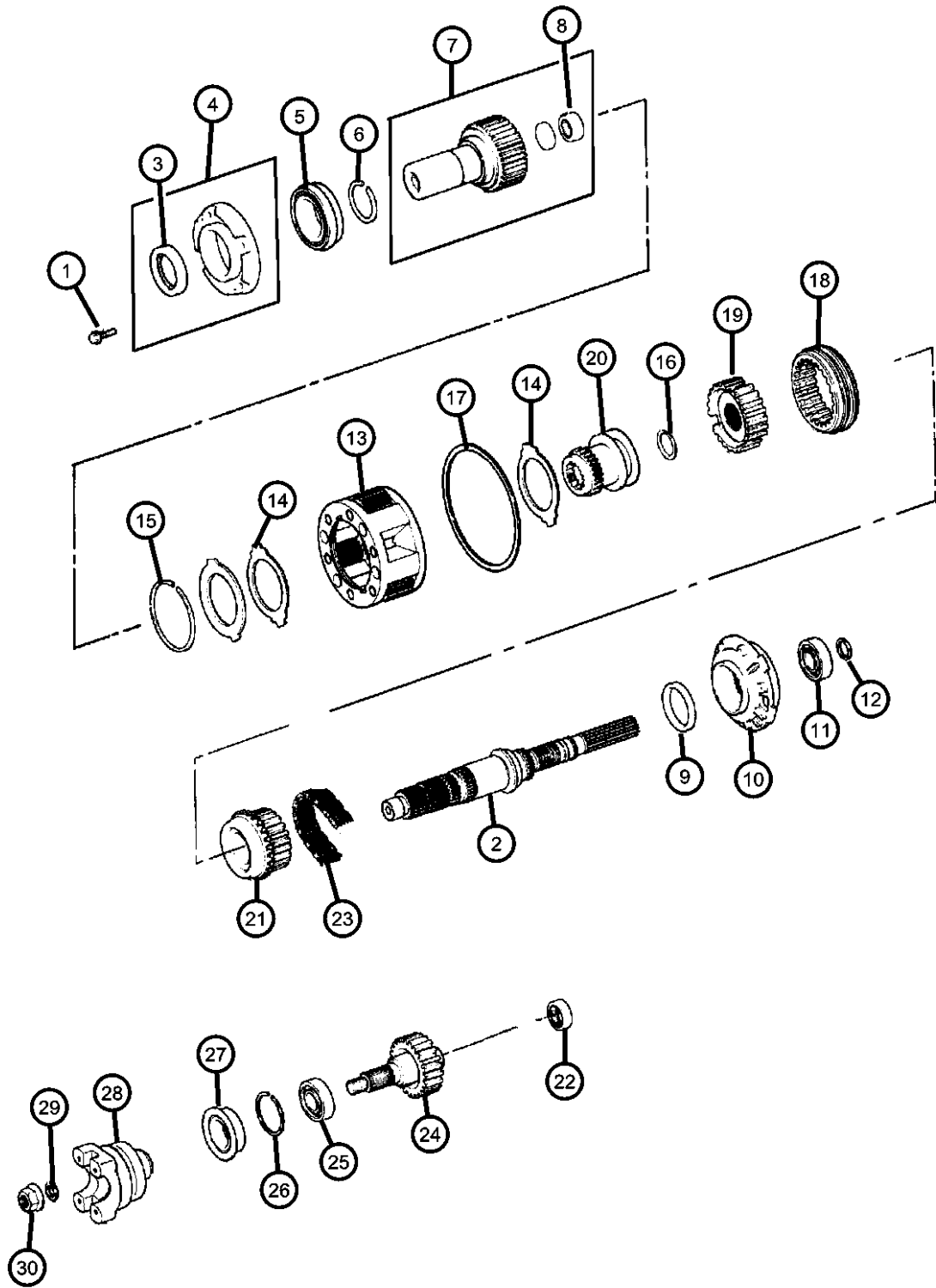
Gear Train Command Trac [DHN]
Figure 231-410



ITEM	PART NUMBER	QTY	LINE	SERIES	BODY	ENGINE	TRANS	TRIM	DESCRIPTION
NOTE: Sales Code [DBB] = All Manual Transmissions [DDD] = 5 Speed Heavy Duty Manual Transmission [EN0] = 2.8L 4/5 Cylinder Turbo Diesel [ER0]=All 4.0L 6 Cylinder Gas Engines									
1	06501371	5				EN0	DDD		BOLT, Retainer
		4				ER0	DDD		
2	05016630AA	1				EN0	DBB		MAINSHAFT, Transfer Case
	05086384AA	1				ER0	DDD		
3	05019020AA	1				ER0	DDD		SEAL, Input Gear
	05019020AB	1				EN0	DDD		
4	04338973	1				EN0	DDD		EXTENSION, Transfer Case
		1				ER0	DDD		
5	04746155	1				EN0	DDD		BEARING, Input Gear
		1				ER0	DDD		
6	03821558	1				EN0	DDD		SNAP RING
		1				ER0	DDD		
7	04897953AA	1				EN0	DDD		GEAR, Input
		1				ER0	DDD		
8	83503507	1				EN0	DDD		BEARING, Input Shaft
		1				ER0	DDD		
9	04210603	1				EN0	DDD		SEAL, Main Shaft
		1				ER0	DDD		
10	04338936	1				EN0	DDD		PUMP, Transfer Case Oil
		1				ER0	DDD		
11	04338892	1				EN0	DDD		BEARING
		1				ER0	DDD		
12	J8134488	1				EN0	DDD		SNAP RING
		1				ER0	DDD		
13									PLANETARY, Transfer Case

AR = use ase required - = Non illustrated part

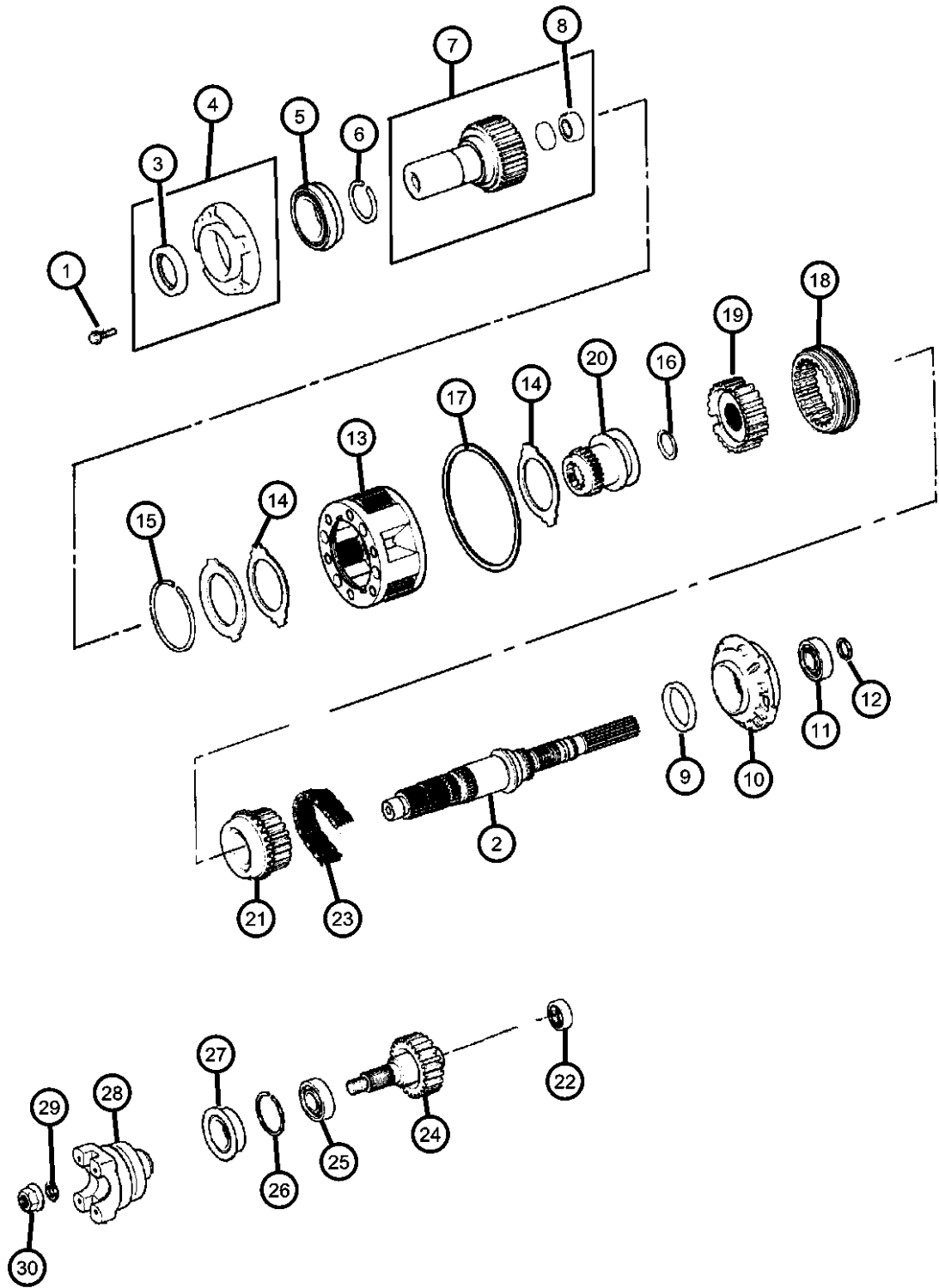
Gear Train Command Trac [DHN]
Figure 231-410



ITEM	PART NUMBER	QTY	LINE	SERIES	BODY	ENGINE	TRANS	TRIM	DESCRIPTION
14	04796903AB	1				EN0	DDD		THRUST WASHER, Planetary Carrier
		1				ER0	DDD		
15	04338908	2				EN0	DDD		SNAP RING
		2				ER0	DDD		
16	04338910	1				EN0	DDD		SNAP RING
		1				ER0	DDD		
17	04338933	1				EN0	DDD		SNAP RING, Annulus Gear
		1				ER0	DDD		
18	04219065	1				EN0	DDD		SLEEVE, Mode Synchronizer
		1				ER0	DDD		
19	04796909	1				EN0	DDD		HUB, Synchronizer Mode
		1				ER0	DDD		
20	04741240	1				EN0	DDD		SLEEVE, Range Fork
		1				ER0	DDD		
21	04897955AA	1				EN0	DDD		SPROCKET, Transfer Case
		1				ER0	DDD		
22	04796908	1				EN0	DDD		BEARING, Output Shaft
		1				ER0	DDD		
23	04269189	1				EN0	DDD		CHAIN, Transfer Case
		1				ER0	DDD		
24	04338935	1				EN0	DDD		OUTPUT SHAFT, Transfer Case
		1				ER0	DDD		
25	04338934	1				EN0	DDD		BEARING
		1				ER0	DDD		
26	04338892	1				EN0	DDD		SNAP RING, Bearing
		1				ER0	DDD		
27	04338894	1				EN0	DDD		SEAL
		1				ER0	DDD		

AR = use ase required - = Non illustrated part

Gear Train Command Trac [DHN]
Figure 231-410



ITEM	PART NUMBER	QTY	LINE	SERIES	BODY	ENGINE	TRANS	TRIM	DESCRIPTION
28	04798112	1				EN0	DDD		YOKE, Transfer Case Output
		1				ER0	DDD		
29	04798120	1				EN0	DDD		WASHER, Flat
		1				ER0	DDD		
30	04210983	2				EN0	DDD		NUT, Hex Flange
		2				ER0	DDD		
	04446488	1				EN0	DDD		
		1				ER0	DDD		

AR = use ase required - = Non illustrated part

Fork and Rails, Command Trac [DHN]
Figure 231-910

ITEM	PART NUMBER	QTY	LINE	SERIES	BODY	ENGINE	TRANS	TRIM	DESCRIPTION
------	-------------	-----	------	--------	------	--------	-------	------	-------------

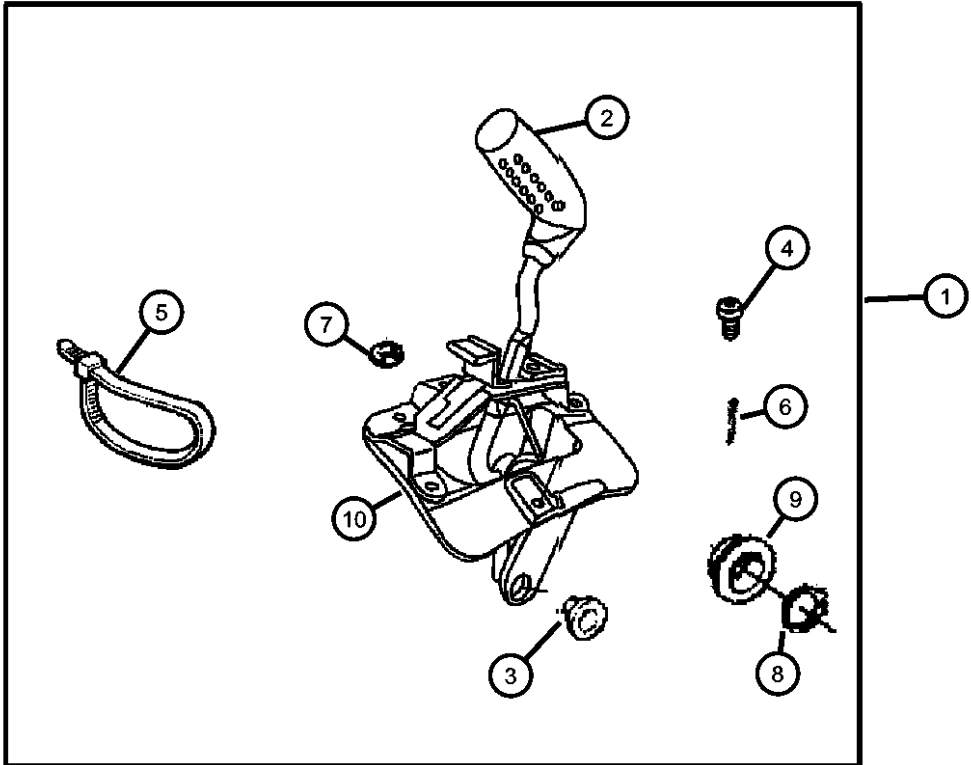
NOTE; Sales Code
[DEH] = Six Speed Manual Transmission NSG 370
[DG0] = All Automatic Transmissions
[ED0]=All 2.2,2.4,2.5,L 4 Cylinder Gas Engines
[ER0]=All 4.0L 6 Cylinder Gas Engines

1									FORK, Range
	04798136	1				EN0	DDD		
		1				ER0	DDD		
2									PAD, Shift Fork
	04167969	2				EN0	DDD		
		2				ER0	DDD		
3	53004810	1				ER0	DDD		BUSHING, Shift Lever
4									FORK, Transfer Case Mode Shift
	04741237	1				EN0	DDD		
		1				ER0	DDD		
5									PAD, Shift Fork
	04219073	1				EN0	DDD		
		1				ER0	DDD		
6									LEVER, Selector
	05086382AB	1				ER0	DDD		
	05161498AA	1				EN0	DDD		
7									SPRING, Mode Shift Rail
	04338925	1				EN0	DDD		
		1				ER0	DDD		
8									SECTOR, Transfer Case
	04638845	1				EN0	DDD		
		1				ER0	DDD		
9									NUT
	06030310	1				EN0	DDD		
		1				ER0	DDD		
10									SEAL, O-Ring
	04167963	1				EN0	DDD		
		1				ER0	DDD		
11									SEAL, O-Ring
	04167964	1				EN0	DDD		
		1				ER0	DDD		

AR = use ase required - = Non illustrated part

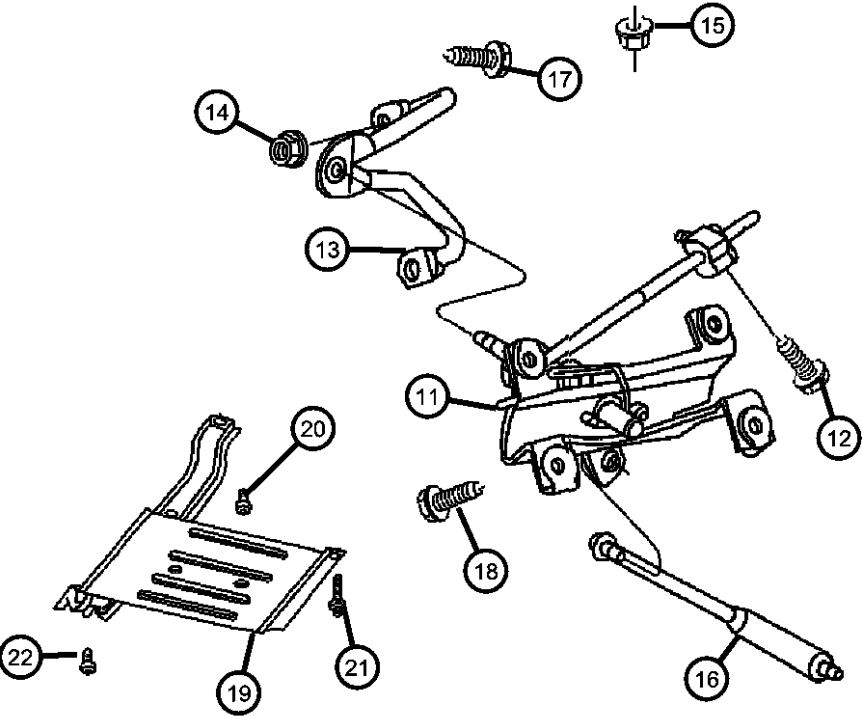
Gearshift Controls, Skid Plate, [DHN]
Figure 231-1210

ITEM	PART NUMBER	QTY	LINE	SERIES	BODY	ENGINE	TRANS	TRIM	DESCRIPTION
------	-------------	-----	------	--------	------	--------	-------	------	-------------



NOTE: Sales Code
[DBB] = All Manual Transmissions
[DDD] = 5 Speed Heavy Duty Manual Transmission
[EN0] = 2.8L 4/5 Cylinder Turbo Diesel
[ER0]=All 4.0L 6 Cylinder Gas Engines

1									SHIFTER, Transfer Case
	52104080AG	1				ER0			
	56052596AA	1				EN0			[W/ CABLE]
2	53005150AB	1				ER0			LEVER, Transfer Case Shifter
3	03575333	1				ER0			GROMMET
4	52077671	1				ER0			FASTENER, Push On
5	J3693058	1				ER0			STRAP, Retaining
6	J4006723	1				ER0			PIN, Cotter
7	06100839	2				ER0			NUT, Push, M5
8	11505389	1				ER0			SNAP RING
9	53000639	2				ER0			BUSHING, Shift Control
10	53001284	1				ER0			HOUSING, Shift Lever
11	52109580AF	1				ER0			BRACKET, Torque Shaft
12	J9419683	1				ER0			BOLT, Hex Flange Head, .312-18x.625
13	52109745AB	1				ER0			ROD, Torque Shaft, [Pivot]
14	J4006681	6				EN0, ER0			NUT AND CONED WASHER, Hex, .375-24
15	06504601	6							NUT, Rivet Round, M5x0.80x11.09
16	52078904AC	1				ER0			ROD, Gear Shift Control, Transfer Case, [Lever]
17	52078904AC	1							SCREW AND WASHER, Hex Head, M10x1.5x25, (NOT SERVICED)
18	06503811	4				ER0			BOLT, Hex Head, M6x1.00x20.00
19	06503811	4							SKID PLATE, Front, (NOT SERVICED)
20	06503811	4							SCREW, (NOT SERVICED)
21	06503811	4							SCREW, M8-1.25, (NOT SERVICED)
22	06503811	4							NUT, Rivet, (NOT SERVICED)



AR = use ase required - = Non illustrated part

Group - 21P

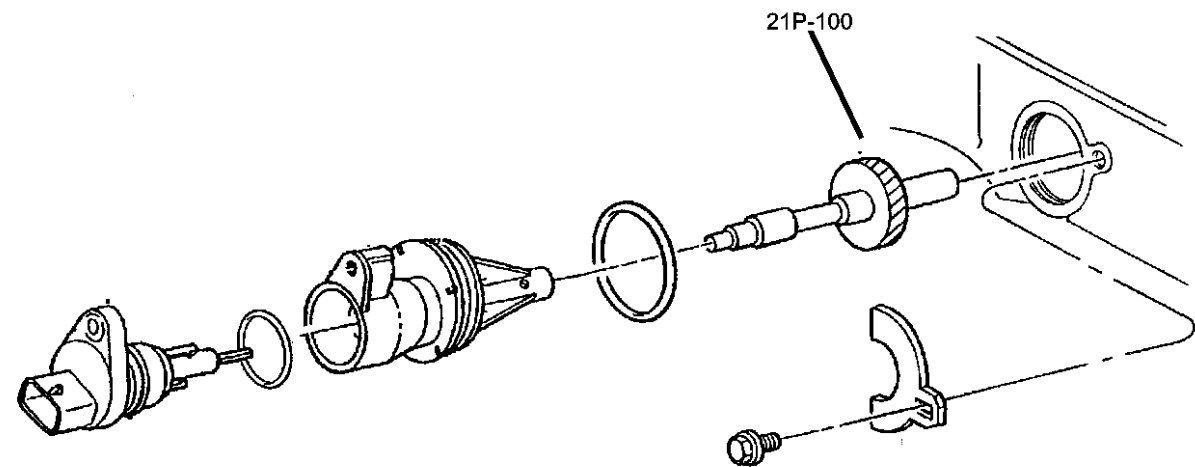
Speedometer Pinions

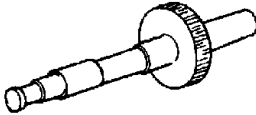
Group - 21P Speedometer Pinions

Illustration Title

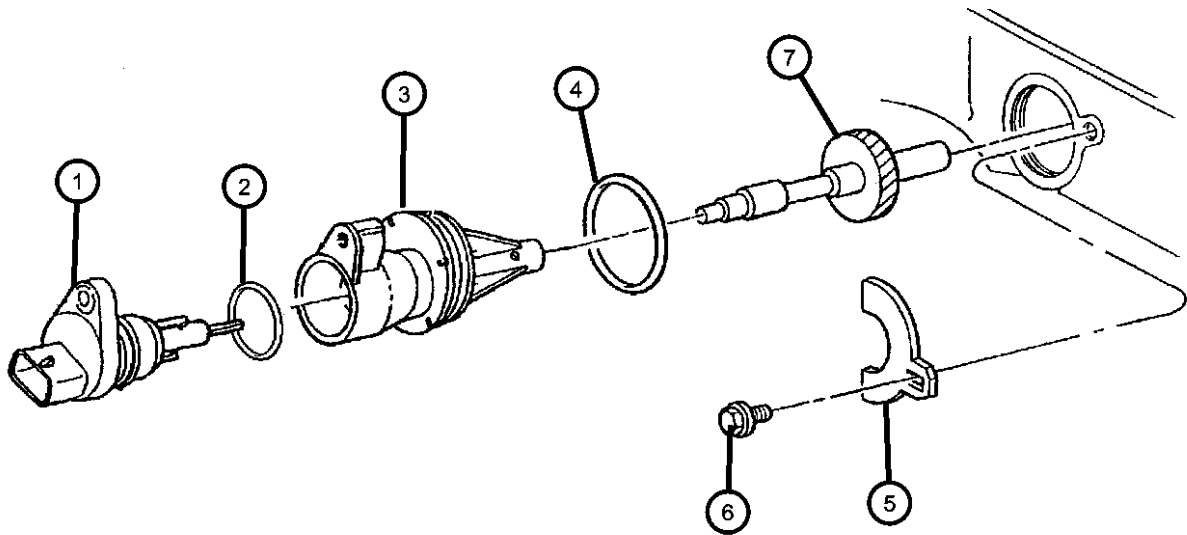
Group-Fig. No.

Speedometer Pinions	
Speedometer Pinion & Housing.....	Fig. 21P - 110



<div><div>21P-100 Speedometer Pinions</div><div></div></div>			
--	--	--	--

Speedometer Pinion & Housing
Figure 21P-110



ITEM	PART NUMBER	QTY	LINE	SERIES	BODY	ENGINE	TRANS	TRIM	DESCRIPTION
------	----------------	-----	------	--------	------	--------	-------	------	-------------

NOTE:
Sales Codes:
[DGD]=3 Speed Automatic Transmission
[DME]=3.73 Axle Ratio
[DMF]=4.11 Axle Ratio
[DMN]=3.07 Axle Ratio
[DMU]=4.56 Axle Ratio
[TMS]=P215/75R15 Raised Black Letters Tire
[TPN]=205/75R15 [Wrangler RT] Tire
[TRK]=P225/70R16 Black Sidewall All Terrain Tire
[TRN]=P225/70R16 Outside White Letter Tire
[TUS]=30x9.5R15 Outside White Letter Tire
[TY3]=P245/75r16 Black Sidewall Letter Tire
[TZA]=[Goodyear] Brand Tire
[TM0]=All 215 Size Tires
[TP0]=All 205 Size Tires
[TR0]=All 225,245,255, R15/R16 Tires

1	56027905	1							SENSOR, Vehicle Speed
2									O RING
	05069135AB	4				EN0	DBB		
	05083157AA	1				EN0	DBB		
3	52069315	1							HOUSING, Speedometer Drive Gear
4	06035709	1							O RING, Trans Speedo Adapter
5	02892399	1							CLAMP, Speedometer
6	06022225	1							SCREW AND WASHER, Hex Head, .312-18x.75
7	52067637	1							PINION, Speedometer Drive

AR = use ase required - = Non illustrated part

Group - 22

Wheels, Covers and Jacks

Group - 22 Wheels, Covers and Jacks

Illustration Title

Group-Fig. No.

Wheels and Hardware

Wheels

Fig. 22 - 110

Jack Stowage

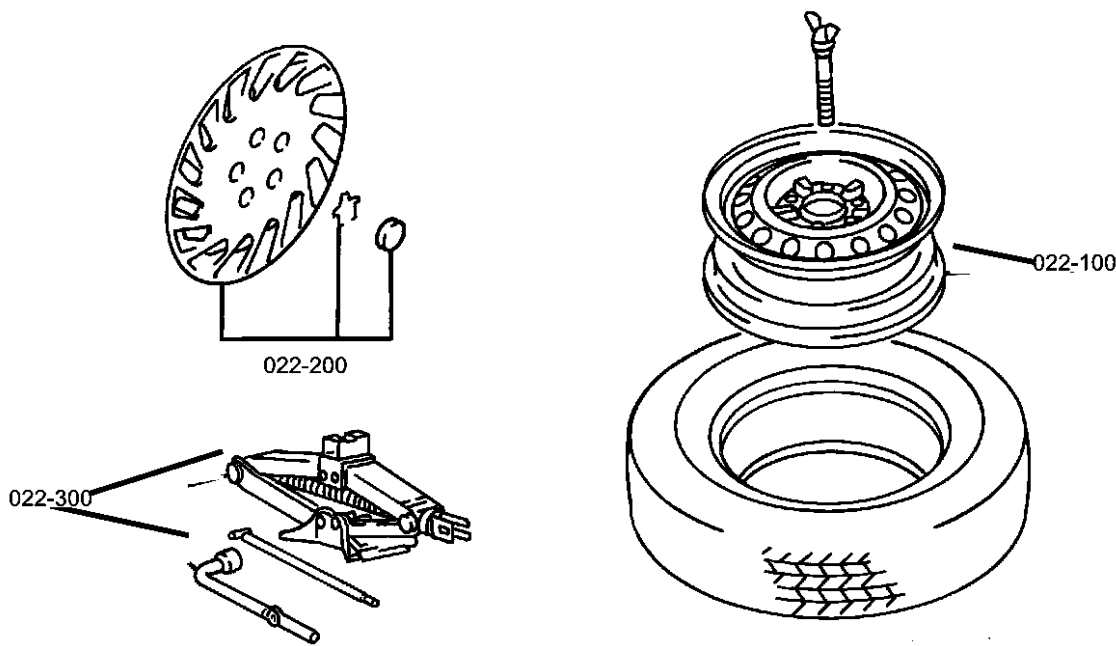
Jack And Storage




Fig. 22 - 310

Spare Tire Stowage

Wheel, Spare Tailgate Mounted.....

Fig. 22 - 410



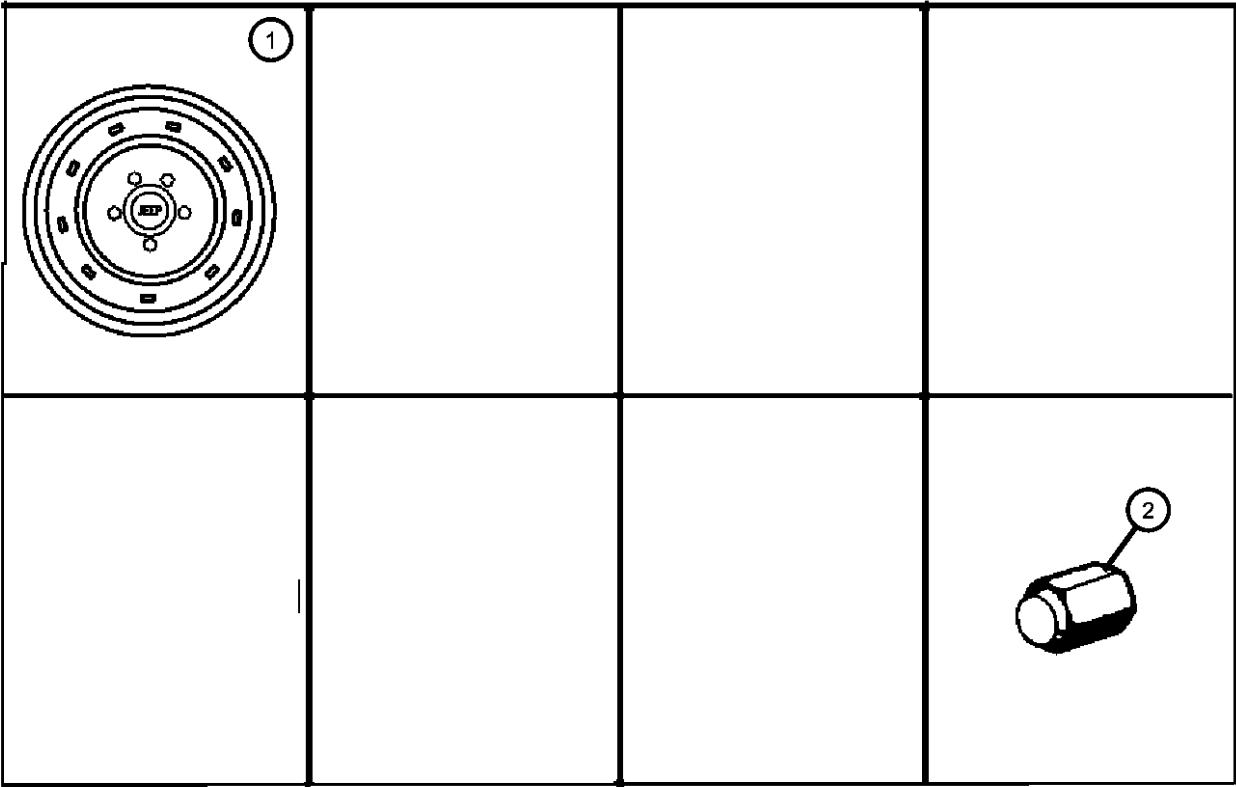
<div>022-100</div> <div>Wheels and Hardware</div> <div></div>	<div>022-300</div> <div>Jack Stowage</div> <div></div>	<div>022-400</div> <div>Spare Tire Stowage</div> <div></div>	
--	---	--	--

Wheels
Figure 22-110

ITEM	PART NUMBER	QTY	LINE	SERIES	BODY	ENGINE	TRANS	TRIM	DESCRIPTION
------	----------------	-----	------	--------	------	--------	-------	------	-------------

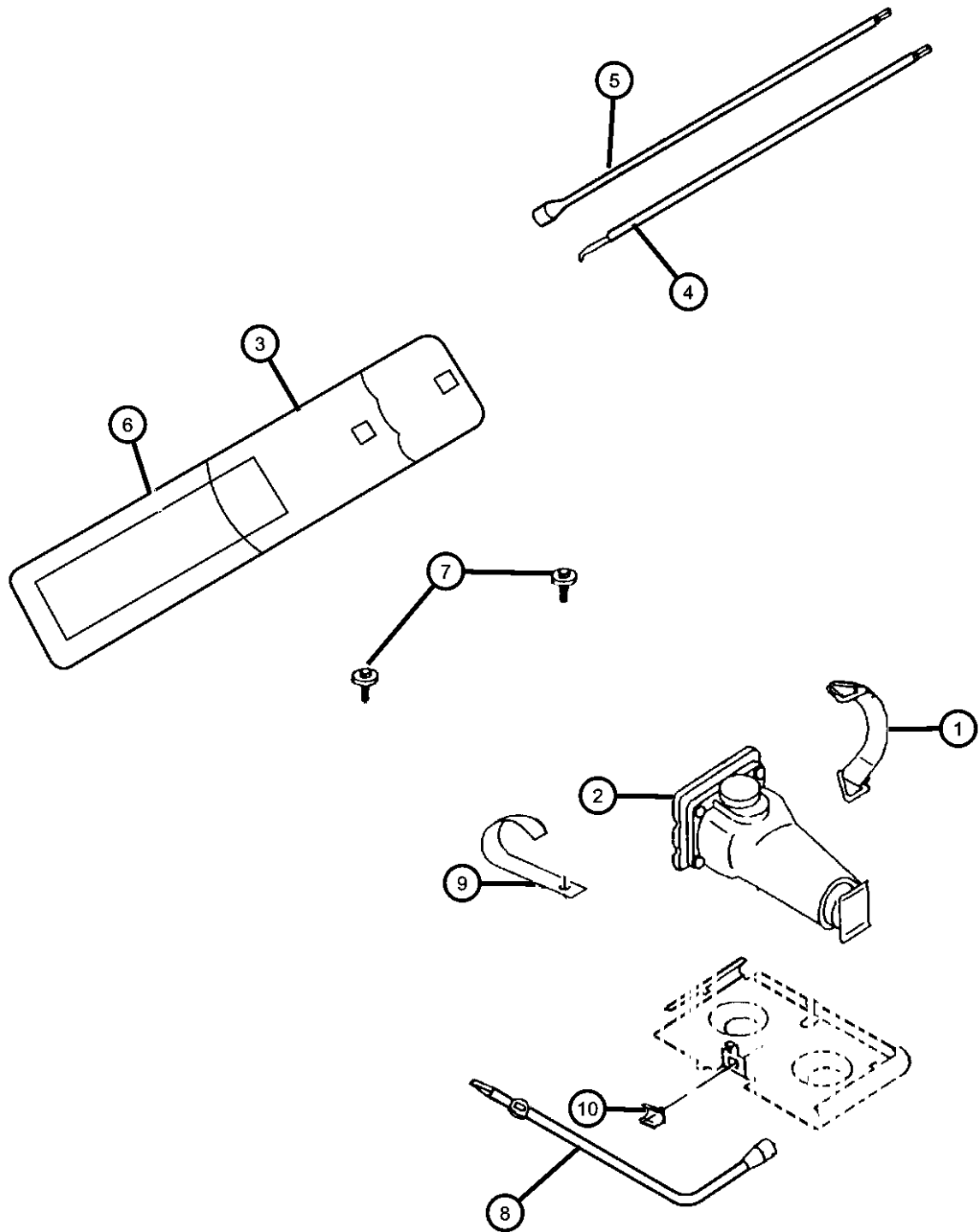
Note: [WDW] = 16x6 Steel Wheel

1	52004765	4							WHEEL, Steel
2	06034958	20							NUT, Hex, .50-20
-3	56052189AB	5							STEM, Wheel Valve



AR = use ase required - = Non illustrated part

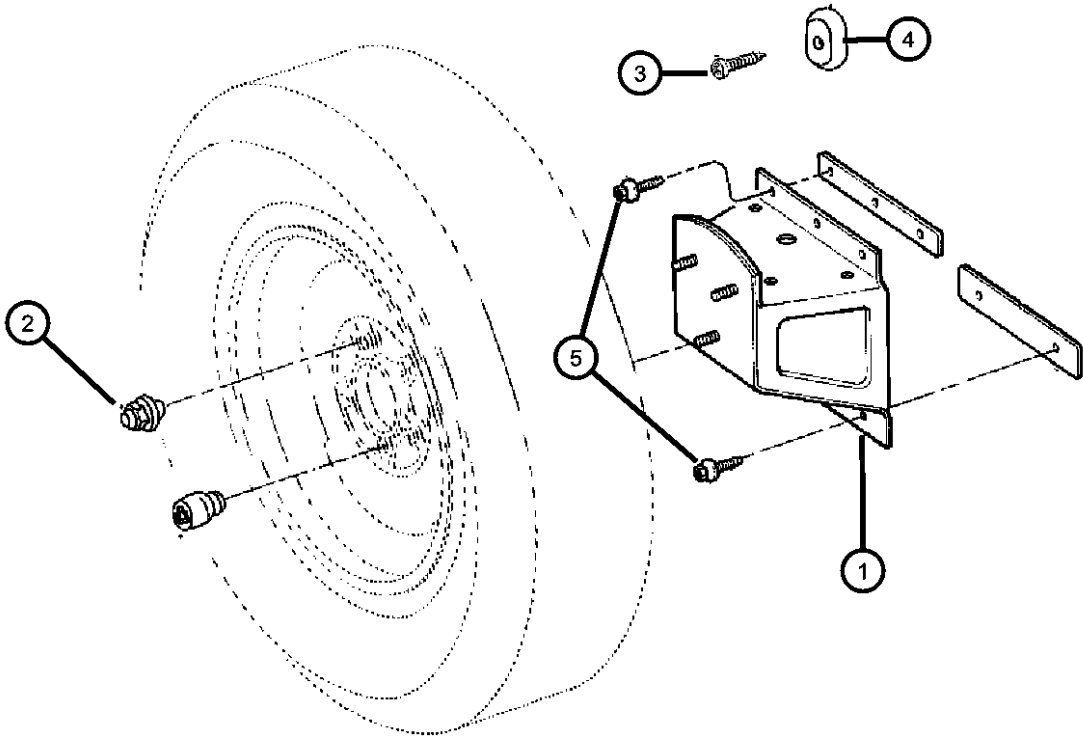
Jack And Storage
Figure 22-310



ITEM	PART NUMBER	QTY	LINE	SERIES	BODY	ENGINE	TRANS	TRIM	DESCRIPTION
1	52038254	1							STRAP, Jack Storage
2	52058912AC	1							JACK
3	52059162AD	1							BAG, Jack Tool Storage
4	52058905AB	1							EXTENSION, Jack Handle
5	52088133AB	1							HANDLE, Jack
6	52088133AB	1							LABEL, Serviced in #3, (NOT SERVICED)
7	06504616	2							SCREW, M4.2x1.41
8	52058907AB	1							WRENCH, Wheel Lug Nut
9	52059047	2							STRAP, Jack Tool Storage
10	06504697	1							CLIP, Lug Wrench
-11	52110391AB	1							LABEL, Jack Caution
-12	52059185AA	1							CLIP

AR = use ase required - = Non illustrated part

Wheel, Spare Tailgate Mounted
Figure 22-410



ITEM	PART NUMBER	QTY	LINE	SERIES	BODY	ENGINE	TRANS	TRIM	DESCRIPTION
1	55175913AE	1							BRACKET, Spare Tire
2	06034958	3							NUT, Hex, .50-20
3	06035053	4							SCREW AND WASHER, Hex Head, .312-18x1.125, Bracket Assy., Spare Tire Mounting
4									BUMPER, Spare Tire Impact
	55013350	1							Body
	55345519	2							Tailgate
5	06504432	1							SCREW, Pan Head, M6-1.00x29.00, Bumper to Body

AR = use ase required - = Non illustrated part

Group - 23D

Wiper/Lock Cylinder and Keys

Group - 23D Wiper/Lock Cylinder and Keys

Illustration Title

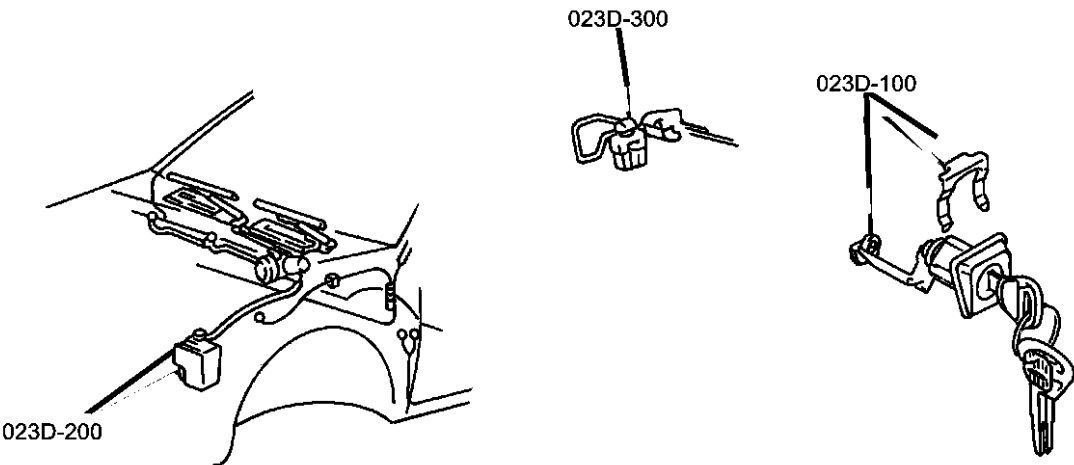
Group-Fig. No.

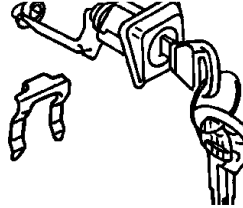
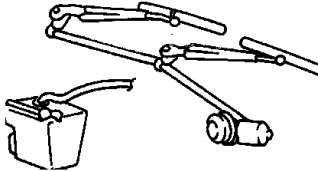
Lock Cylinders and Keys

Lock Cylinders and KeysFig. 23D - 105

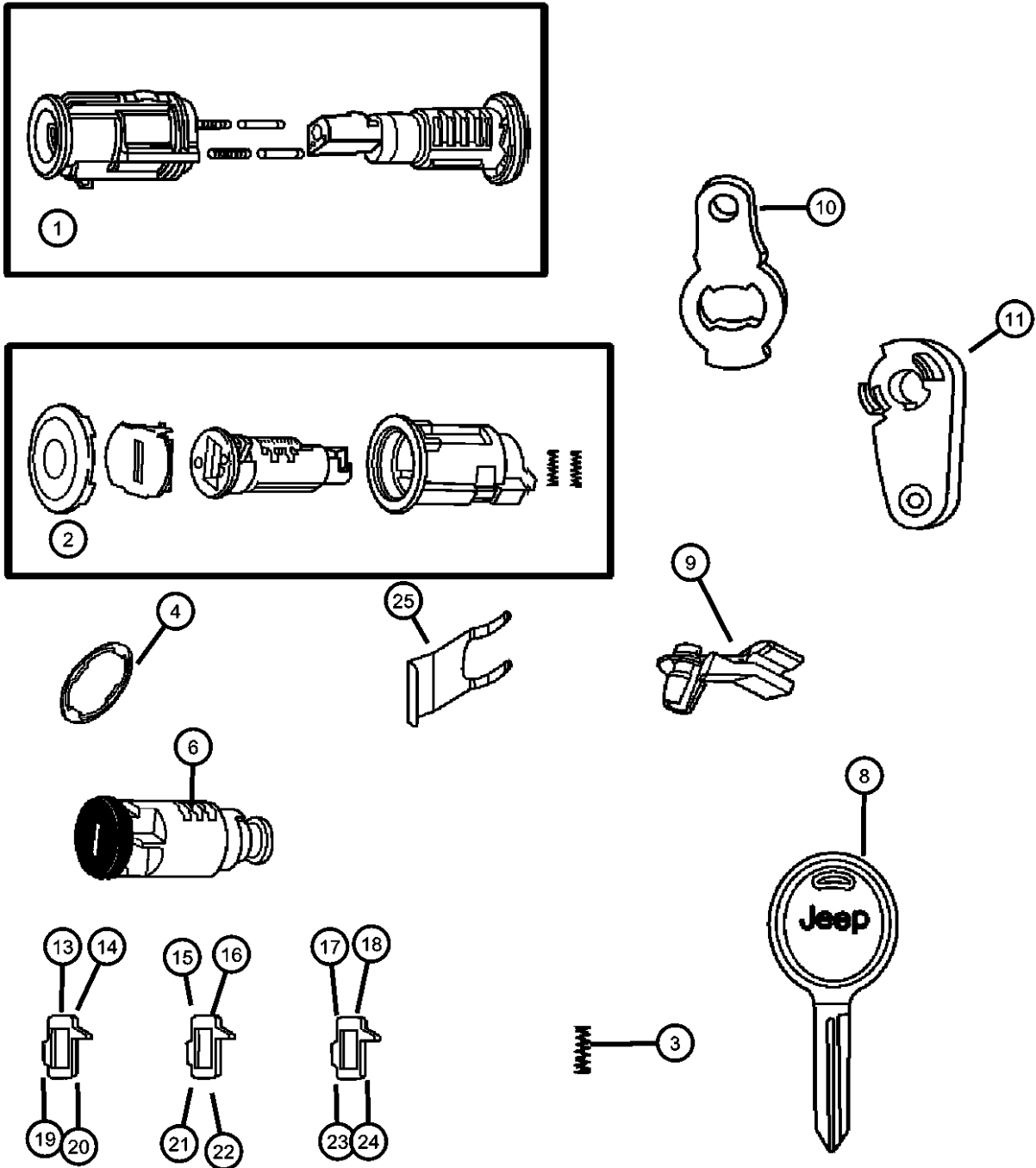
Windshield Wiper and Washer Systems

Wiper System FrontFig. 23D - 205



<div><div>23D-100</div><div>Lock Cylinders and Keys</div></div>	<div><div>23D-200</div><div>Windshield Wiper and Washer Systems</div></div>		
---	--	--	--

Lock Cylinders and Keys
Figure 23D-105



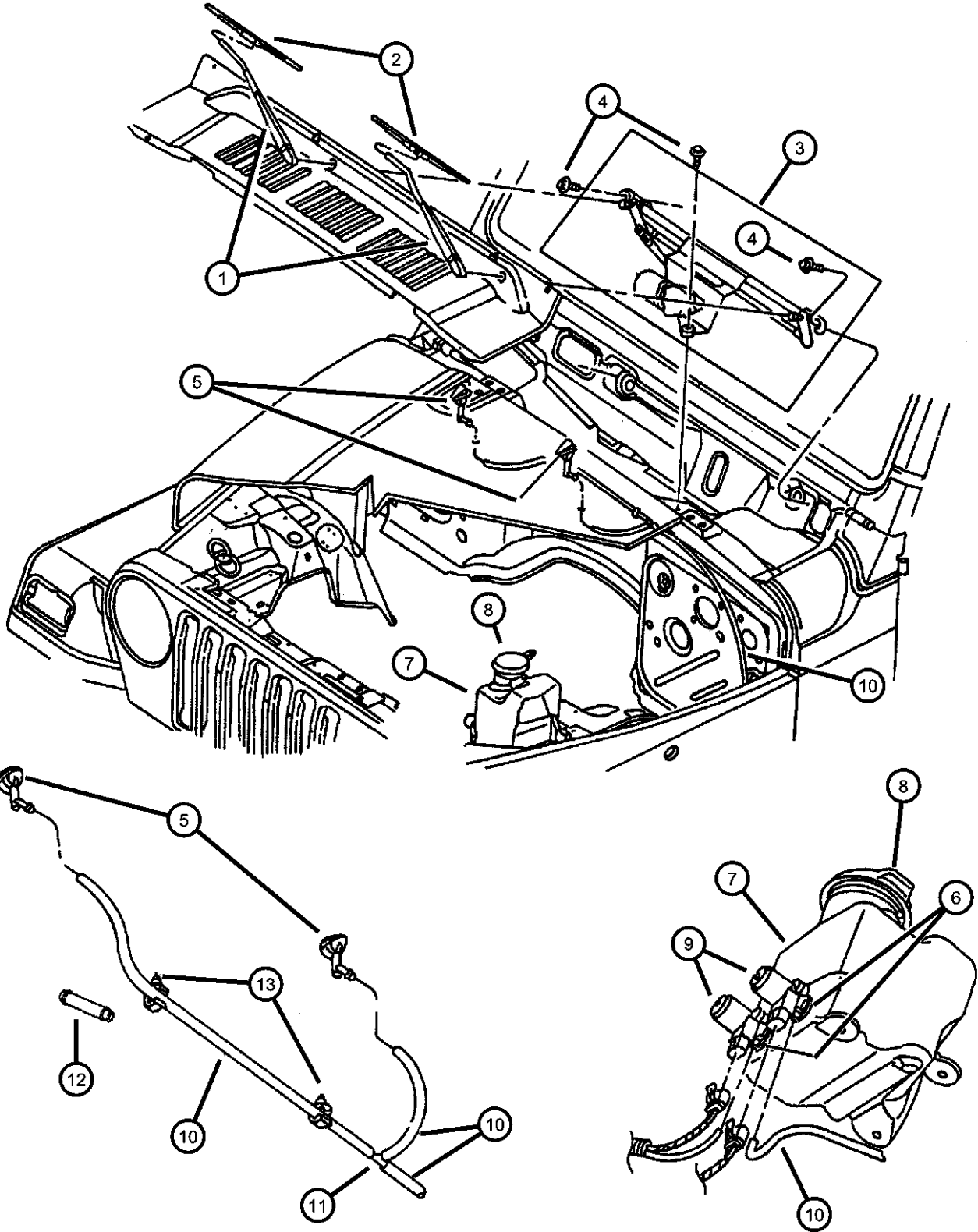
ITEM	PART NUMBER	QTY	LINE	SERIES	BODY	ENGINE	TRANS	TRIM	DESCRIPTION
------	-------------	-----	------	--------	------	--------	-------	------	-------------

NOTE: ALL CYLINDERS ARE UNCODED

1	05083915AB	1							CYLINDER, Ignition Lock
2	04864651	1							CYLINDER, Door Lock, Doors & Tailgate
3	04378793	1							SPRING, Cylinder Return
4	55235561	1							GASKET, Door Lock Cylinder, Black
-5	04778121	1							SPRING, Door and Deck Tumbler
6	04746315	1							CYLINDER, Glove Box Lock
-7	04746873	1							SPRING, Lock Cylinder Tumbler
8	05018700AA	1							KEY, Master
9	04658444	1							CLIP, Latch
10	55075824	1							LEVER, Door Lock Cylinder, Tailgate
11	55076307	1							LEVER, Door Lock
-12	05010883AB	1							SPRING, Ignition Tumbler, Sidebar
13	05010879AA	1							TUMBLER, Ignition Number 1, Sidebar
14	05010880AA	1							TUMBLER, Ignition Number 2, Sidebar
15	05010881AA	1							TUMBLER, Ignition Number 3, Sidebar
16	05010882AA	1							TUMBLER, Ignition Number 4, Sidebar
17	05257132	1							TUMBLER, Ignition Number 1
18	05257133	1							TUMBLER, Ignition Number 2
19	05257134	1							TUMBLER, Ignition Number 3
20	05257135	1							TUMBLER, Ignition Number 4
21	04778117	1							TUMBLER, Door and Deck Number 1, Wide
22	04778118	1							TUMBLER, Door and Deck Number 2, Wide
23	04778119	1							TUMBLER, Door and Deck Number 3, Wide
24	04778120	1							TUMBLER, Door and Deck Number 4, Wide
25	55295904	2							RETAINER, Door Cylinder To Handle
-26	05016731AA	1							CAP, Door Lock Cylinder
-27	05019605AA	1							SHUTTER, Lock Cylinder
-28	05083915AB	1							CYLINDER, Ignition Lock

AR = use ase required - = Non illustrated part

Wiper System Front
Figure 23D-205



ITEM	PART NUMBER	QTY	LINE	SERIES	BODY	ENGINE	TRANS	TRIM	DESCRIPTION
1	55155658AB	2							ARM, Wiper
2	55154762AD	2							BLADE, Wiper
	WB000013AD								Mopar V-Line Alternative Part
	WBW00013AD								Mopar Alternative Winter Wiper Blades
3	55156374AC	1							MODULE, Wiper
4	06100568	3							BOLT AND WASHER, Implement Attaching
5	55156728AA	1							NOZZLE, Washer, Windshield
6	05096346AA	1							GROMMET, Washer Reservoir
7	05096344AA	1							RESERVOIR, Washer
8	05096347AA	1							CAP, Washer Reservoir
9	05096343AA	1							PUMP, Washer, Windshield
10	HWV00532AB	1							HOSE 1FT, Windshield Washer, 5/32"
11	03671410	1							TEE, Washer Hose
12	55156742AA	1							CHECK VALVE, Washer
13	04805007	2							CLIP, Washer Hose

AR = use ase required - = Non illustrated part

Group - 24

Air Conditioning & Heater

Group - 24 Air Conditioning & Heater

Illustration Title

Group-Fig. No.

Air Conditioner and Heater Units

Hevac Unit.....

Air Conditioner and Heater Plumbing

Hoses, Heater 2.8L Engine.....

Air Conditioner and Heater Controls

Control, Heater.....

Air Ducts and Outlets

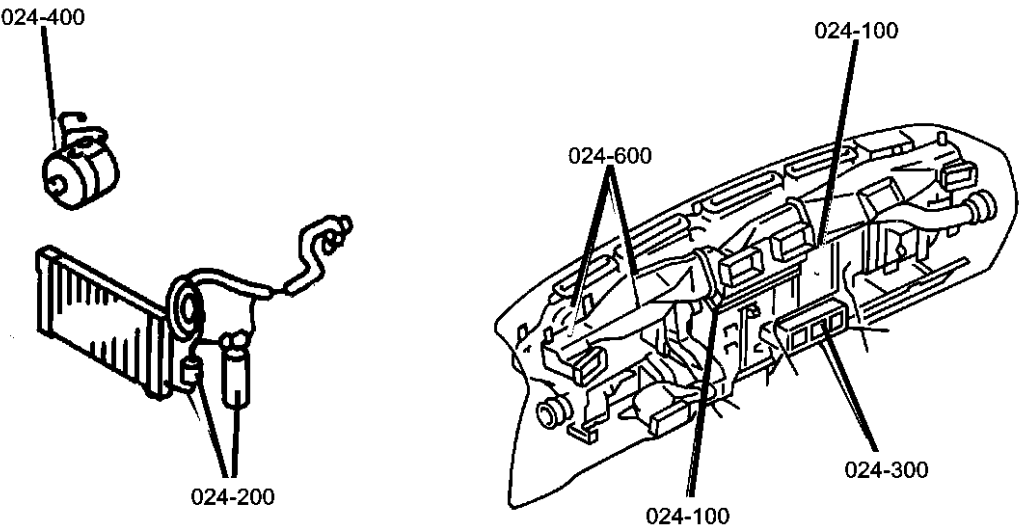
Ducts, Heater.....

Fig. 24 - 105

Fig. 24 - 210

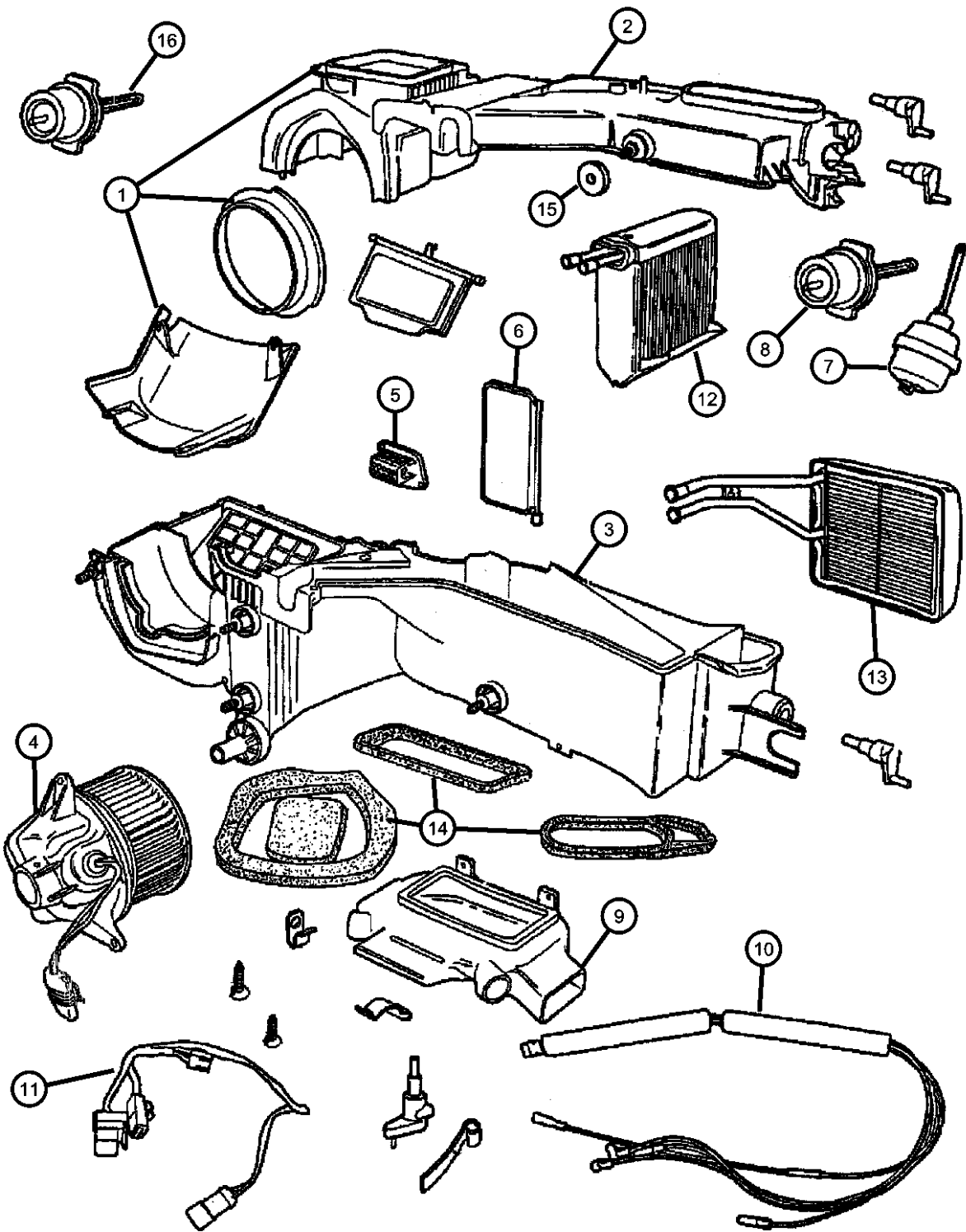
Fig. 24 - 310

Fig. 24 - 610



<div>024-100</div> <div>Air Conditioner and Heater Units</div> <div></div>	<div>024-200</div> <div>Air Conditioner and Heater Plumbing</div> <div></div>	<div>024-300</div> <div>Air Conditioner and Heater Controls</div> <div></div>	<div>024-600</div> <div>Air Ducts and Outlets</div> <div></div>
--	---	---	---

Hevac Unit
Figure 24-105

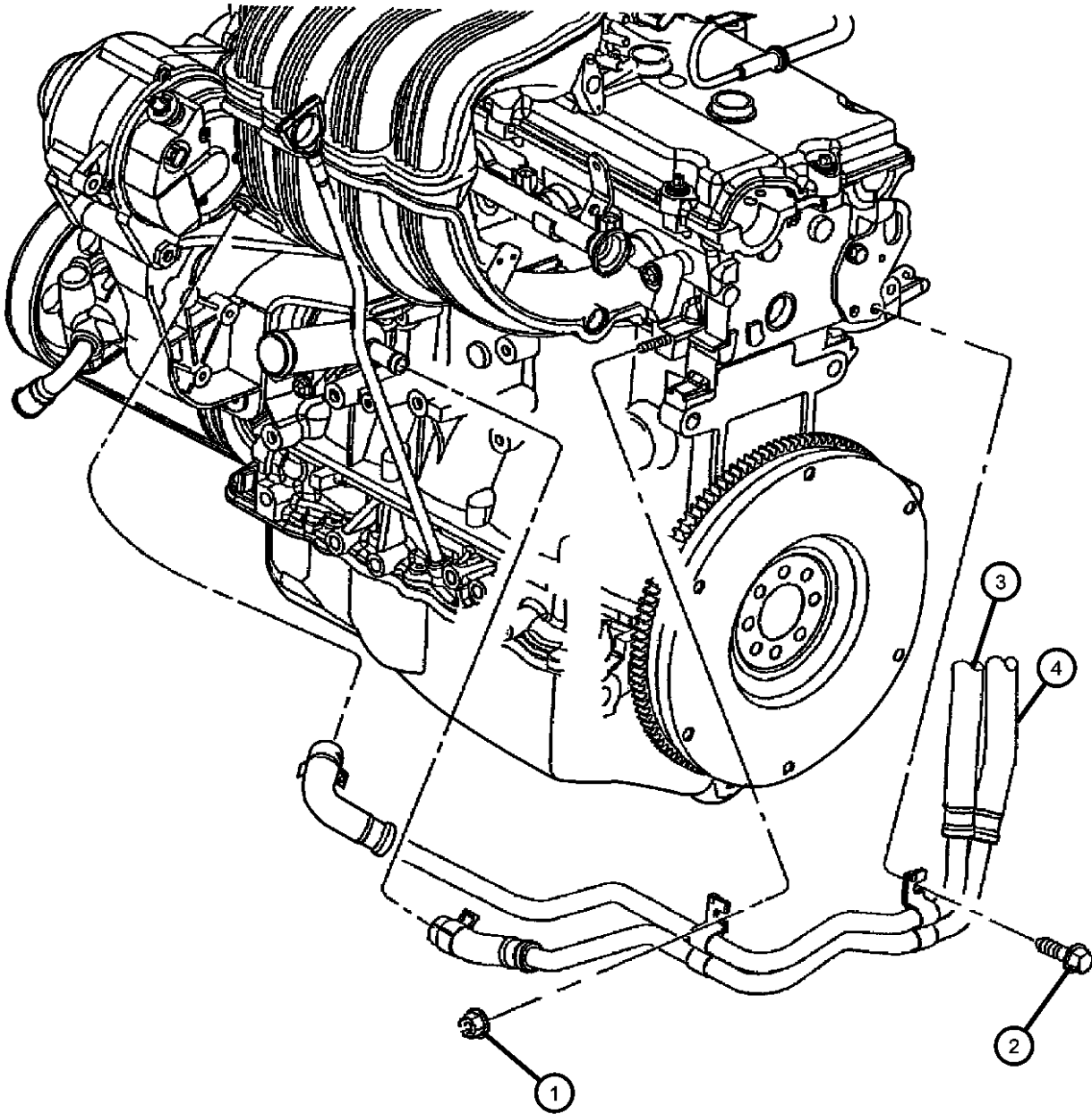


ITEM	PART NUMBER	QTY	LINE	SERIES	BODY	ENGINE	TRANS	TRIM	DESCRIPTION
1	05073172AA	1							HOUSING, Air Inlet
2	05073175AA	1							HOUSING, A/C Upper
3	05073176AA	1							HOUSING, A/C Lower
4	05139720AA	1							MOTOR, Blower with Wheel
5	05139719AA	1							RESISTOR, A/C Heater
6	05073184AA	1							DOOR KIT, A/C And Heater
7	05013741AA	1							ACTUATOR, Blend Door
8	05066518AA	1							ACTUATOR, A/C and Heater, Panel Door
9	05073173AA	1							ACTUATOR, A/C and Heater, Floor and Defrost
10	05073182AA	1							VACUUM HARNESS, Heater and A/C
11	05073183AA	1							WIRING, Air Conditioning Module
12	05073178AA	1							EVAPORATOR, Air Conditioning
13	05073180AA	1							HEATER KIT, Heater Core Assembly
14	05073174AA	1							SEAL KIT, A/C And Heater Unit
15	55254848	4							WASHER, Sealing
16	05073181AA	1							ACTUATOR, A/C and Heater, Recirculating

AR = use ase required - = Non illustrated part

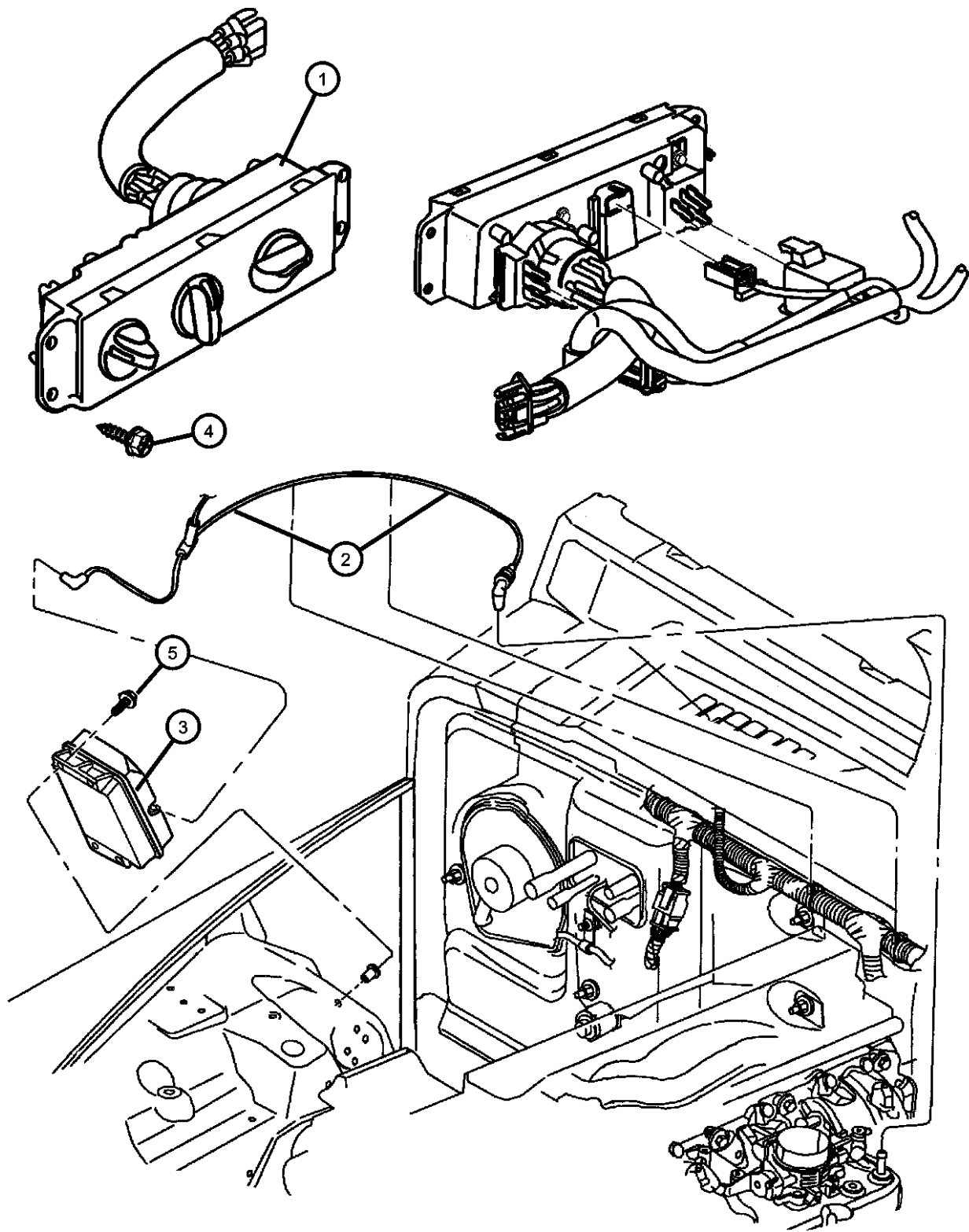
Hoses, Heater 2.8L Engine
Figure 24-210

ITEM	PART NUMBER	QTY	LINE	SERIES	BODY	ENGINE	TRANS	TRIM	DESCRIPTION
1	06101445	AR							NUT AND WASHER, Hex Nut-Coned Washer, M8 x 1.25
2	06505178AA	4							SCREW, Hex Head
3	56052488AA	1				EN0			HOSE, Heater Supply
4	56052489AA	1				EN0			HOSE, Heater Return



AR = use ase required - = Non illustrated part

Control, Heater
Figure 24-310

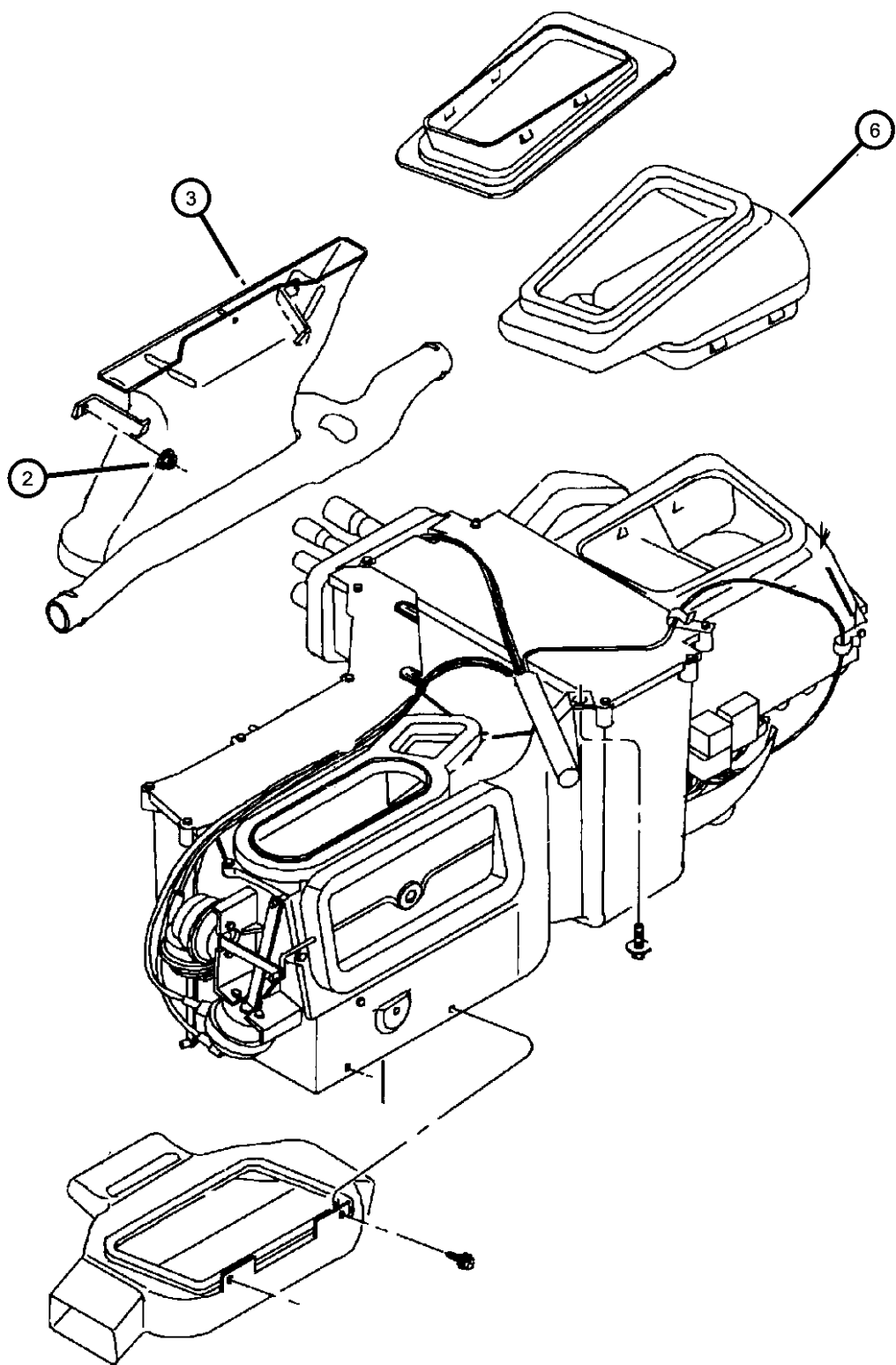


ITEM	PART NUMBER	QTY	LINE	SERIES	BODY	ENGINE	TRANS	TRIM	DESCRIPTION
Note: Sales Code ED0 = 2.4L Gas Engine									
Note: Sales Code ER0 = 4.0L Gas Engine									
1	55056556AA	1							CONTROL, A/C And Heater
2						ER0			HOSE AND VALVE, Vacuum
	55037637AB	1				EN0			
	56052644AB	1							
3	55035614	1							RESERVOIR, Vacuum, Cruise Control
4	06034205	2							SCREW, Pan Head, .19-32x.625
5	06034205	2							SCREW, M4.2x1.69x19.05, (NOT SERVICED)

AR = use ase required - = Non illustrated part

Ducts, Heater
Figure 24-610

ITEM	PART NUMBER	QTY	LINE	SERIES	BODY	ENGINE	TRANS	TRIM	DESCRIPTION
-1	55037596AC	1							DUCT, A/C Outlet
2	06100839	2							NUT, Push, M5
3									DUCT, Door Demister
	55115576	1							Right
	55115577	1							Left
-4									ADAPTER, Demister
	55037640AA	1							Right
	55037641AA	1							Left
-5	55115161	1							DUCT, Defroster, Demister
6	55037540AA	1							DUCT, Fresh Air
-7	56052555AA	1				EN0			DUCT, Fresh Air Intake



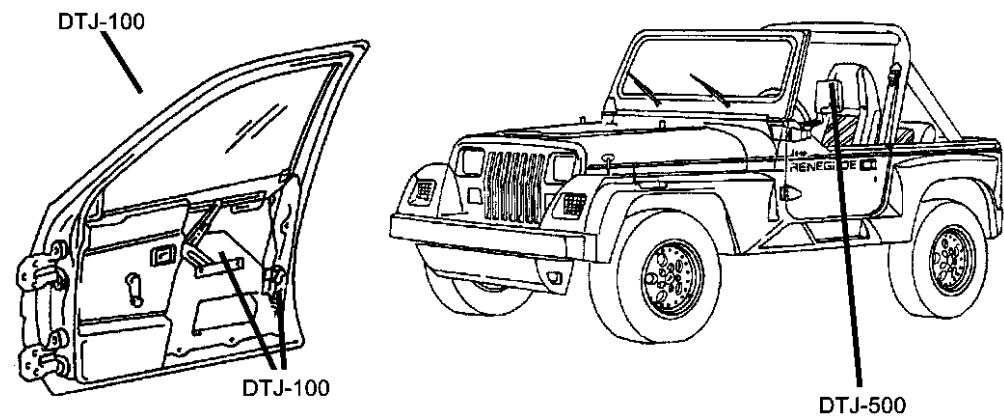
AR = use ase required - = Non illustrated part


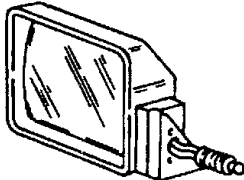

Group - DT1

Doors and Related Parts

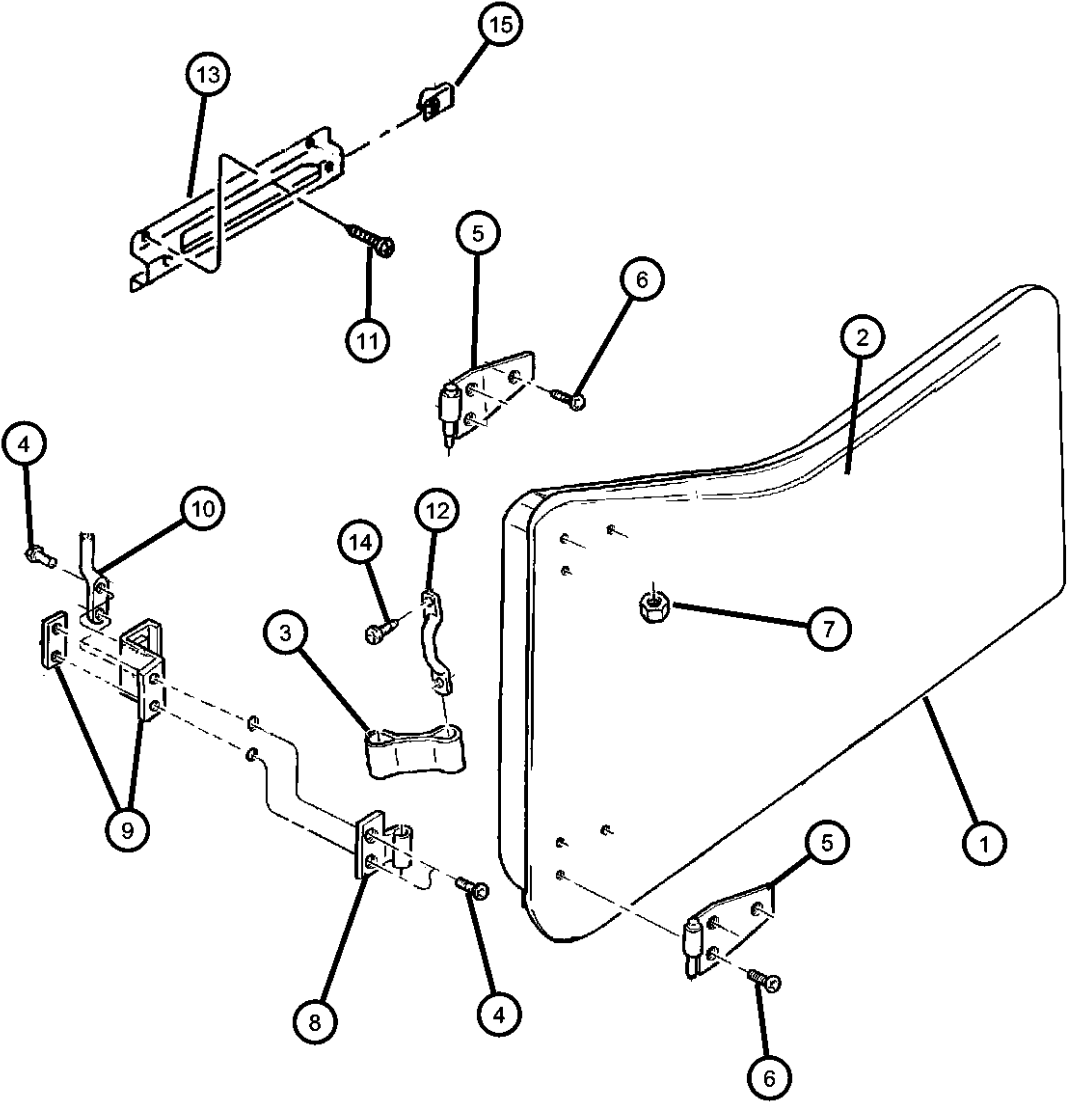
Group - DT1 Doors and Related Parts

Illustration Title	Group-Fig. No.
Front Door	
Door, Half Front Shell And Hinges	Fig. DT1 - 160
Door, Half Front Lock And Controls.....	Fig. DT1 - 170
Exterior Mirror	
Mirror, Exterior.....	Fig. DT1 - 510
Weatherstrips and Seals	
Door Weatherstrips And Runs	Fig. DT1 - 610



DT1-100 Front Door	DT1-500 Exterior Mirror	DT1-600 Weatherstrips and Seals	
			

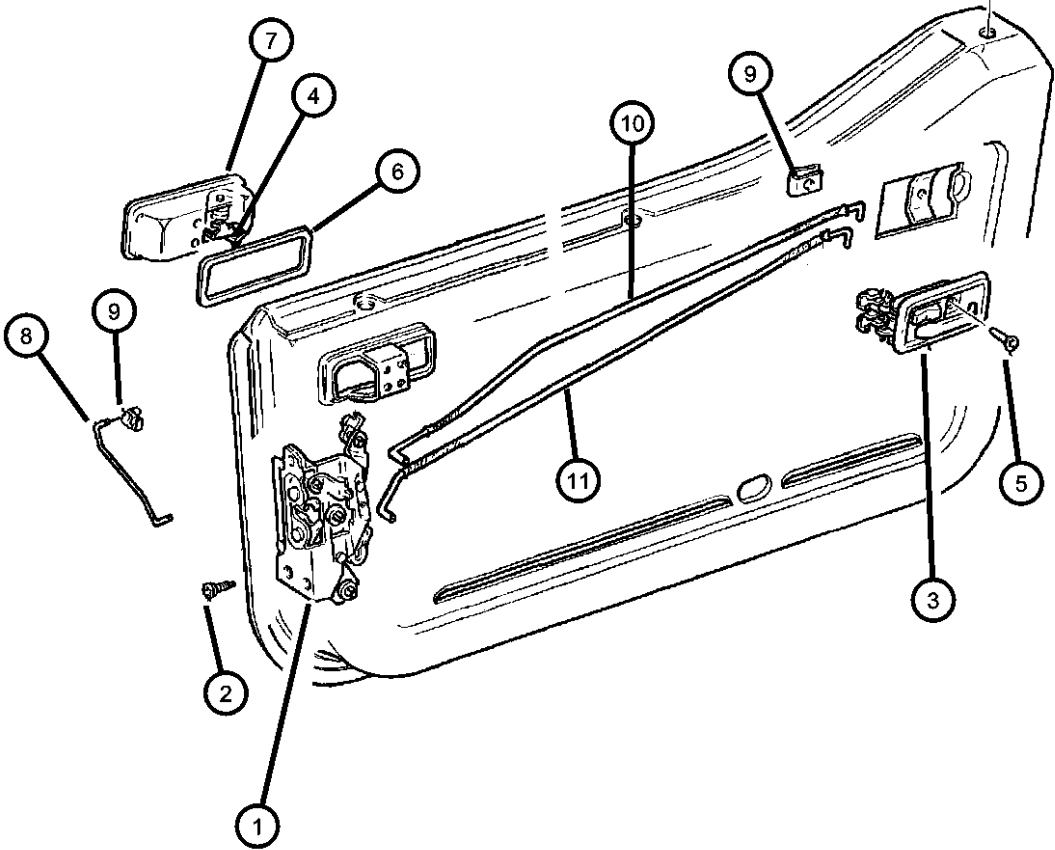
Door, Half Front Shell And Hinges
Figure DT1-160



ITEM	PART NUMBER	QTY	LINE	SERIES	BODY	ENGINE	TRANS	TRIM	DESCRIPTION
1									DOOR, Front
	55174846AE	1							Right
	55174847AE	1							Left
2									PANEL, Door Outer
	55175196AB	1							Right
	55175197AB	1							Left
3	55176339AC	2							CHECK, Front Door
4	06035757	8							SCREW
5									HINGE, Door Half
	55176366	1							Lower Right
	55176367	1							Lower Left
	55176368	1							Upper Right
	55176369	1							Upper Left
6	06504443	12							SCREW
7	06504417	4							NUT, Hex, M8x1.25
8									HINGE, Body Half
	55075560AC	1							Right
	55075561AC	1							Left
9	J5459281	2							TAPPING PLATE, Door Hinge
10	J5459286	2							Body Half
11	J5459286	2							PIN, Restraint Strap
12	55013666	2							SCREW, (NOT SERVICED)
13	55175849AC	2							FOOTMAN LOOP, Hold Down
14	06035757	4							BRACKET, Grab Handle
15	06504993AA	4							SCREW
									NUT

AR = use ase required - = Non illustrated part

Door, Half Front Lock And Controls
Figure DT1-170



ITEM	PART NUMBER	QTY	LINE	SERIES	BODY	ENGINE	TRANS	TRIM	DESCRIPTION
1									LATCH, Front Door
	55075982AD	1							[GCH], Right
	55075983AD	1							[GCH], Left
2	06033876	6							SCREW, Tapping, M6.3x1.8x38.1
3									HANDLE, Inside Release
	55176476AC	1							Right
	55176477AC	1							Left
4									LINK, Latch Locking
	55395192AA	1							Right
	55395193AA	1							Left
5	06505026AA	2							SCREW, M5x16
6	J3743608	2							SEAL, Handle, Exterior Handle
7									HANDLE, Exterior Door
	55176548AB	1							Right
	55176549AB	1							Left
8									LINK, Latch Release
	55075976AB	1							Right
	55075977AB	1							Left
9	06503998	2							NUT, U Multi Thread, M5 x .80
10									LINK, Door Latch
	55176626	1							Right
	55176627	1							Left
11									LINK, Door Latch
	55176624AB	1							Right
	55176625AB	1							Left

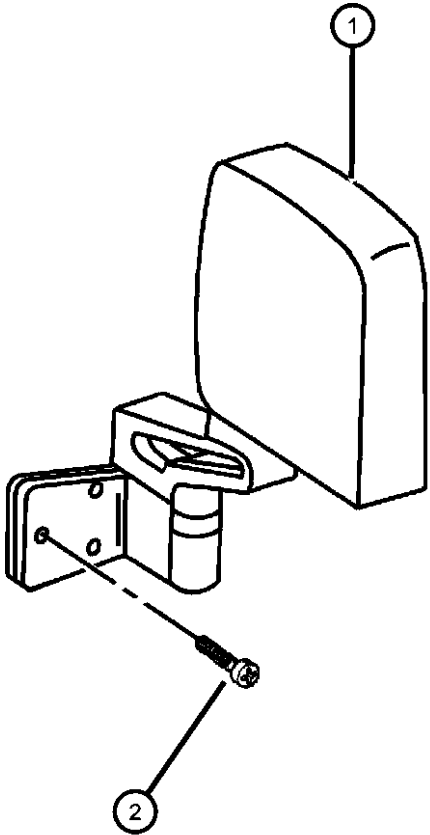
AR = use ase required - = Non illustrated part

Mirror, Exterior
Figure DT1-510

ITEM	PART NUMBER	QTY	LINE	SERIES	BODY	ENGINE	TRANS	TRIM	DESCRIPTION
------	----------------	-----	------	--------	------	--------	-------	------	-------------

Note: Sales Code GSE = Mirror Right
Note: Sales Code GRE = Mirror Left
Note: Sales Code GSV = Mirror Right Manual
Note: Sales Code GRV = Mirror Left Manual

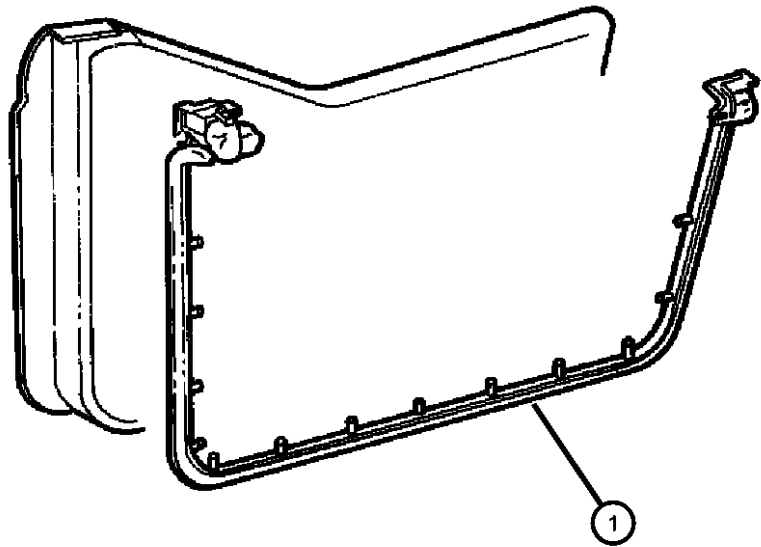
1									MIRROR, Outside Rearview
	55395060AC	1							[GSV], Right
	55395061AC	1							[GRV], Left
2	06036593AA	6							SCREW, Tapping Flange Head, .25-20x.875
-3									GLASS, Mirror Replacement
	05083792AA	1							[GSV], Right
	05083793AA	1							[GRV], Left



AR = use ase required - = Non illustrated part

Door Weatherstrips And Runs
Figure DT1-610

ITEM	PART NUMBER	QTY	LINE	SERIES	BODY	ENGINE	TRANS	TRIM	DESCRIPTION
1									WEATHERSTRIP, Front Door
	05017010AB	1							Right
	05017011AB	1							Left



AR = use ase required - = Non illustrated part

Group - ET1

Exterior Ornamentation

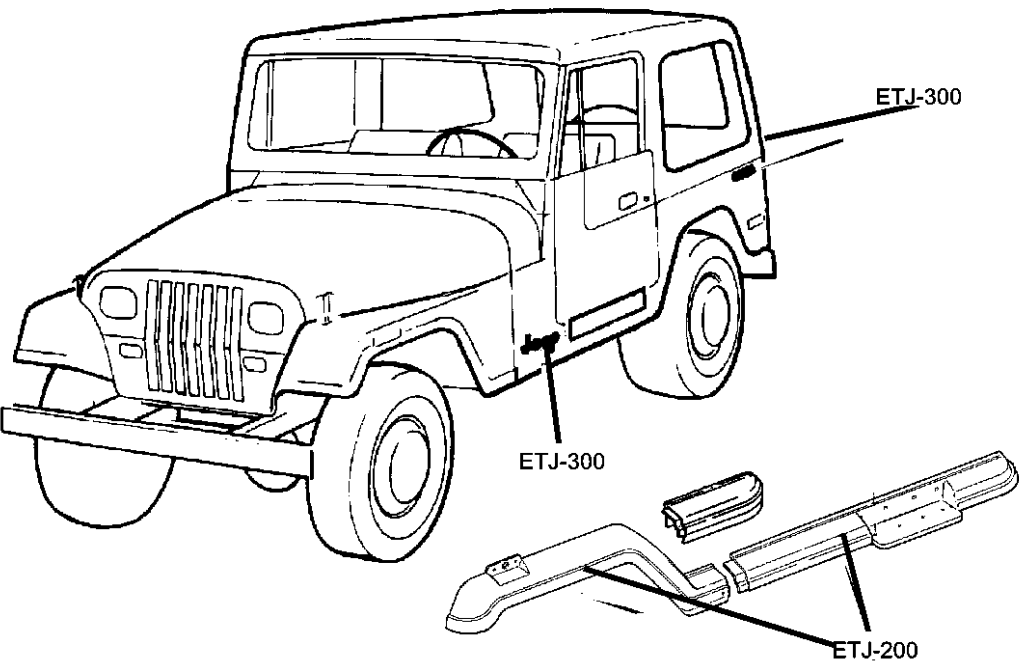
Group - ET1 Exterior Ornamentation

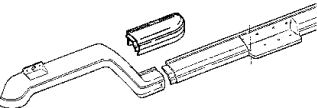
Illustration Title

Group-Fig. No.

Moldings and Ornamentation

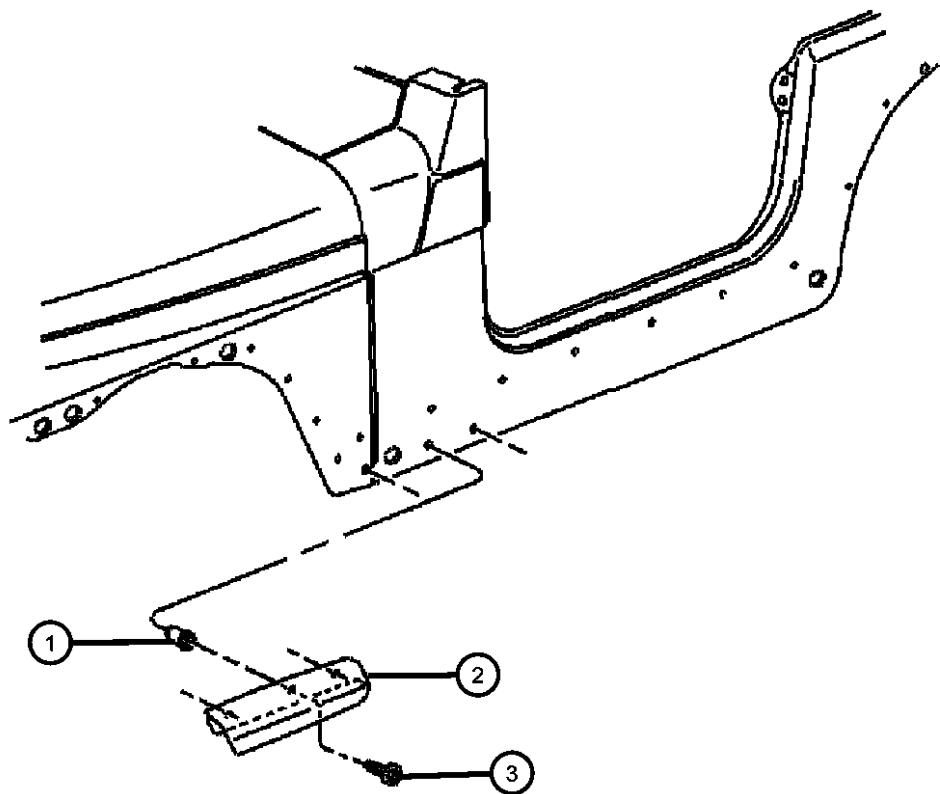
MoldingsFig. ET1 - 210



<div>ET1-200</div> <div>Moldings and Ornamentation</div> <div></div>			
--	--	--	--

Moldings
Figure ET1-210

ITEM	PART NUMBER	QTY	LINE	SERIES	BODY	ENGINE	TRANS	TRIM	DESCRIPTION
1	06504601	6							NUT, Rivet Round, M5x0.80x11.09
2									EXTENSION, Fender
	5KC28DX9AB	1							Front Flare, Right
	5KC29DX9AB	1							Front Flare, Left
3	5KC29DX9AB	1							SCREW AND WASHER, Hex Head, M6x1x25, (NOT SERVICED),



AR = use ase required - = Non illustrated part

Group - IT1

Interior Trim

Group - IT1 Interior Trim

Illustration Title

Group-Fig. No.

Door Trim Panels- Front and Rear

Door Trim Panels Half Doors.....

Fig. IT1 - 410

Front Seats and Attaching Parts

Front Vinyl, Trim Code [E6].....

Fig. IT1 - 510

Seat Belts

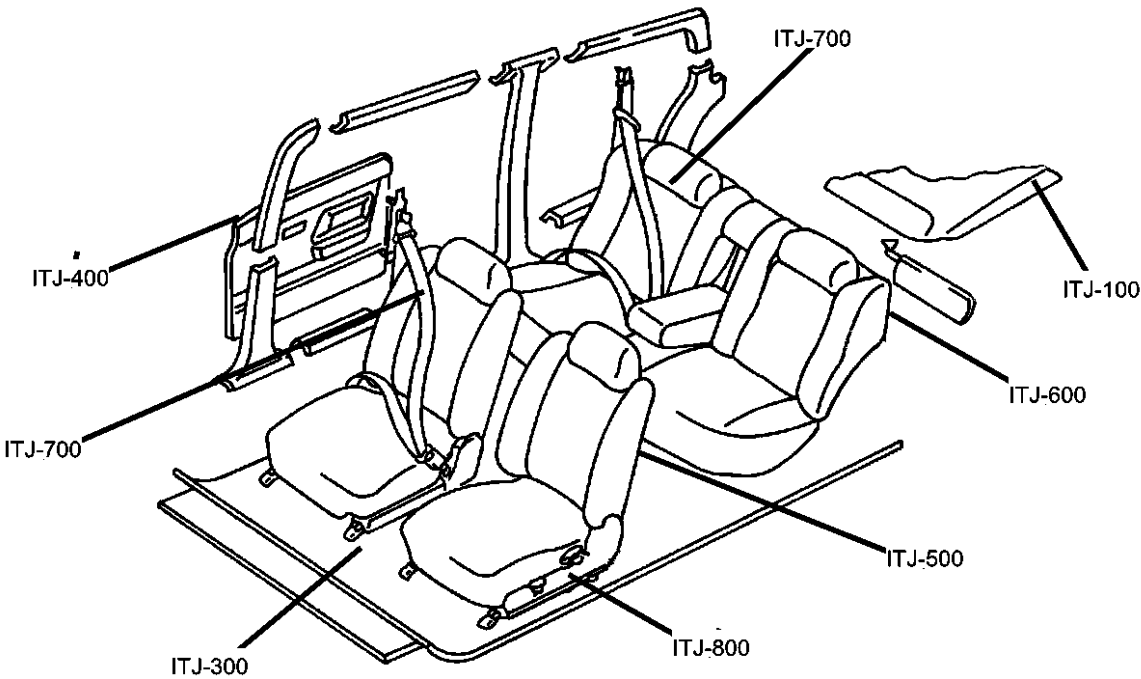
Seat Belts.....

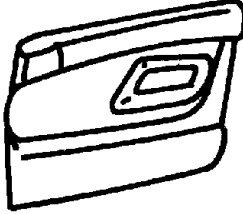
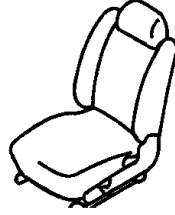

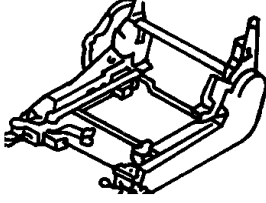
Fig. IT1 - 710

Adjusters, Covers, Shields, and Risers

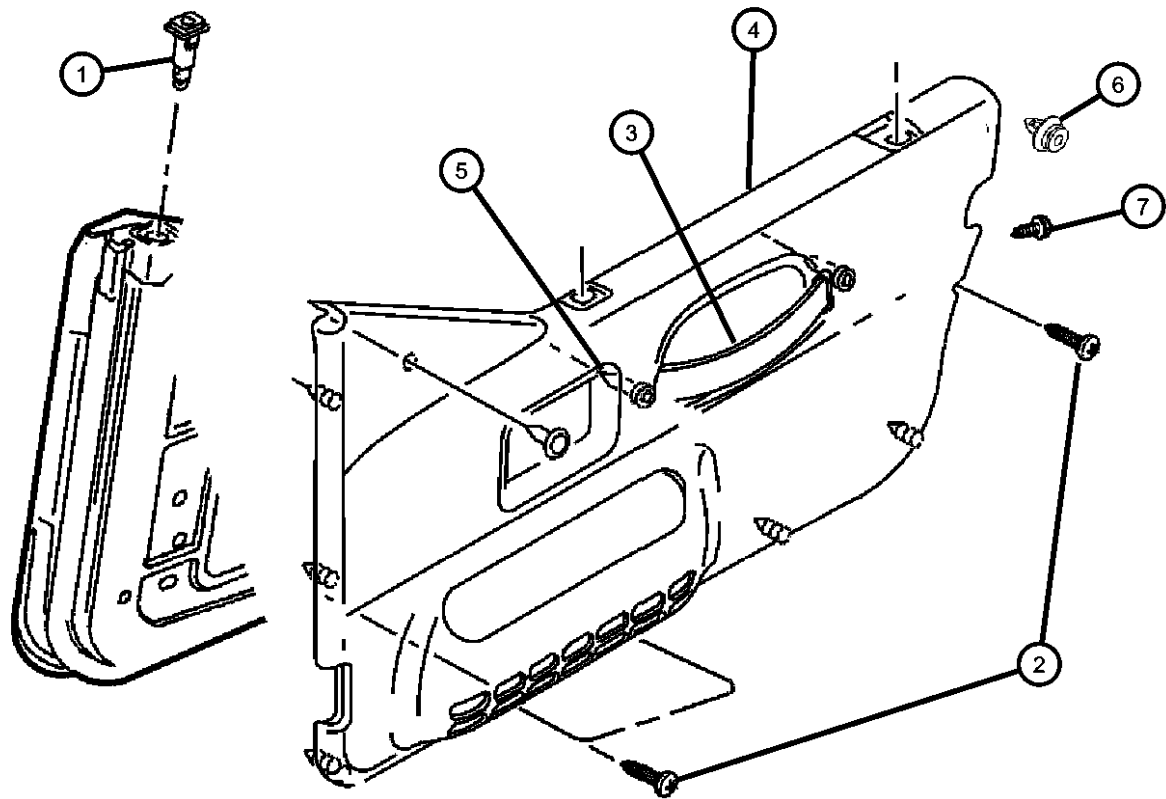
Seat Assemblies, Adjusters, Recliners.....

Fig. IT1 - 810



<div>IT1-400</div> <div>Door Trim Panels- Front and Rear</div> <div></div>	<div>IT1-500</div> <div>Front Seats and Attaching Parts</div> <div></div>	<div>IT1-700</div> <div>Seat Belts</div> <div></div>	<div>IT1-800</div> <div>Adjusters, Covers, Shields, and Risers</div> <div></div>
--	--	--	---

Door Trim Panels Half Doors
Figure IT1-410

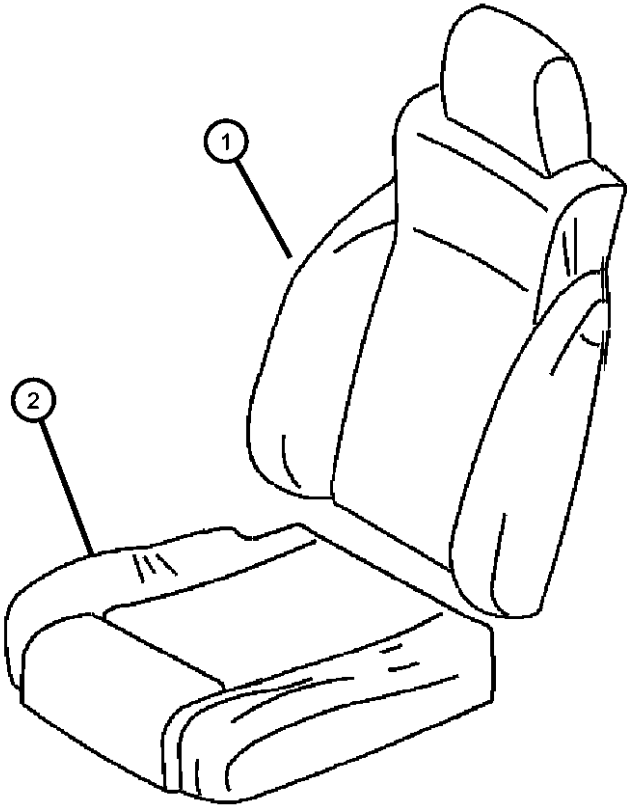


ITEM	PART NUMBER	QTY	LINE	SERIES	BODY	ENGINE	TRANS	TRIM	DESCRIPTION
1	5EJ64ZJ3	6						*O0	GROMMET, Door Window Stabilizer, [J3]
2	06507297AA	6							SCREW, M4.2x1.41
3	5ES43DX9	1						*O0	HANDLE, Door Interior
4									PANEL, Door Trim
	5DY641J3AD	1						*O0	[J3], Right
	5DY651J3AD	1						*O0	[J3], Left
5	5FP84ZJ3	4						*O0	PIN, Push, [J3]
6	06504014	5						*O0	FASTENER, Door Trim Panel
7	06504617	2						*O0	SCREW, M4.2-1.41x13

AR = use ase required - = Non illustrated part

Front Vinyl, Trim Code [E6]
Figure IT1-510

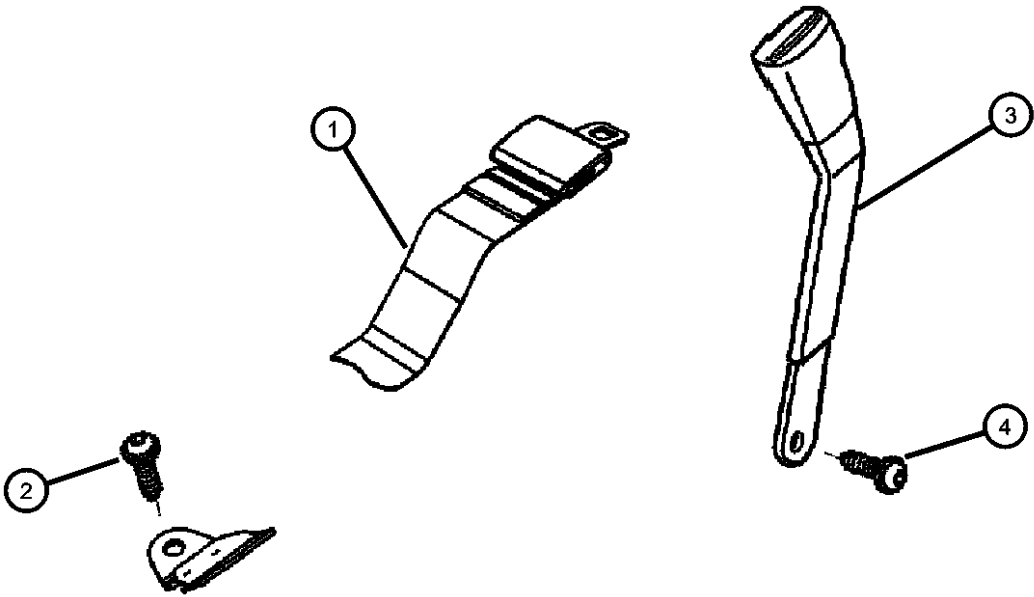
ITEM	PART NUMBER	QTY	LINE	SERIES	BODY	ENGINE	TRANS	TRIM	DESCRIPTION
1									BACK, Front Seat
	1CJ781J3AA	1						*E6	Right
	1CJ791J3AA	1						*E6	Left
2									CUSHION, Front Seat
	1CJ801J3AA	1						*E6	Right
	1CJ811J3AA	1						*E6	Left



AR = use ase required - = Non illustrated part

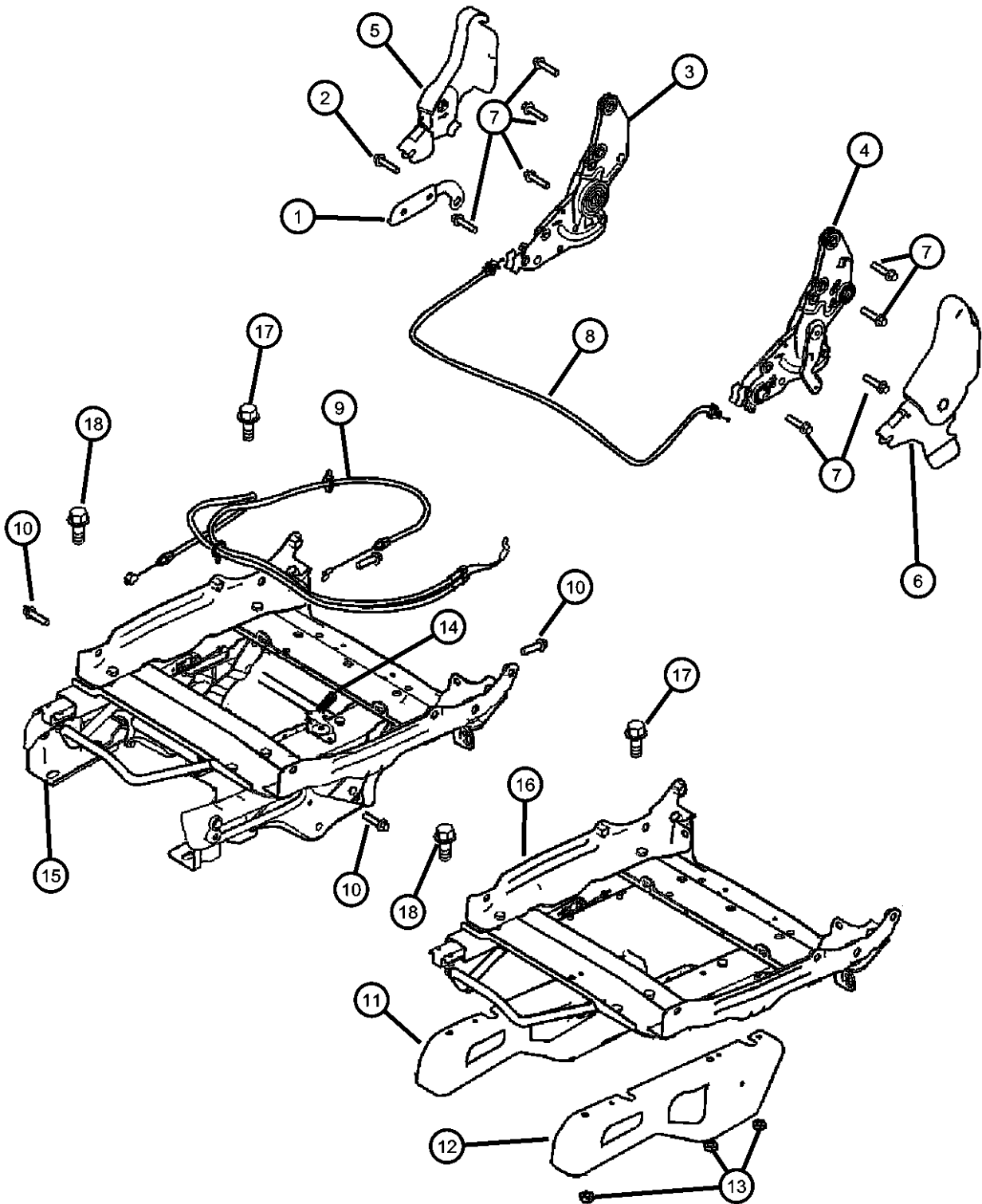
Seat Belts
Figure IT1-710

ITEM	PART NUMBER	QTY	LINE	SERIES	BODY	ENGINE	TRANS	TRIM	DESCRIPTION
1	5JQ541X9AA	2						*O0	SEAT BELT, Front
2	06035935AA	2							SCREW AND WASHER
3									SEAT BELT, Front Inner
	5HS491X9AE	1						*E6	Left
	5HS501X9AE	1						*E6	Right
4	05093709AA	2						*E6	BOLT, Seat Belt, Front Traveling Inboard Buckle Mounting



AR = use ase required - = Non illustrated part

Seat Assemblies, Adjusters, Recliners
Figure IT1-810



ITEM	PART NUMBER	QTY	LINE	SERIES	BODY	ENGINE	TRANS	TRIM	DESCRIPTION
------	-------------	-----	------	--------	------	--------	-------	------	-------------

Note: If a seat that just dumps it has one cable and uses 05093677AA.
If a seat dumps & slides it has two cables and uses 05093678AA.

1									HANDLE, Recliner
	05093570AA	1						*E6	Right
	05093571AA	1						*E6	Left
2	05096184AA	2						*E6	SCREW, Recliner Handle
3	05093584AA	1						*E6	RECLINER, Seat BackLeft, Inboard
4	05093585AA	1						*E6	RECLINER, Seat BackLeft, Outboard
5									COVER, Recliner
	05093591AA	1						*E6	Left, Outboard
	05174180AA	1						*E6	Right, Outboard
6									COVER, Recliner
	05093590AA	1						*E6	Left, Inboard
	05174181AA	1						*E6	Right, Inboard
7	05093647AA	8						*E6	BOLT, Recliner
8	05093676AA	2						*E6	CABLE, Recliner
9	05093677AA	1						*E6	CABLE, Seat Adjuster, SEE NOTE, Slide Only
10	04720768	8						*E6	BOLT, Seat, To Cushion
11	05093655AA	1						*E6	RISER, SeatLeft, Outboard
12	05093654AA	1						*E6	RISER, SeatLeft, Inboard
13	05019267AA	8						*E6	NUT, Hex
14	05093679AA	1						*E6	SPRING, Seat Lever Return, Short
15	05093664AA	1						*E6	ADJUSTER, Manual Seat, Includes RisersRight
16	05093665AA	1						*E6	ADJUSTER, Manual SeatLeft
17	05093665AA	1							BOLT, Pan Head, .437-20x1.375, (NOT SERVICED)
18	06500664	6							SCREW AND WASHER, Hex Head, M8x1.25x35

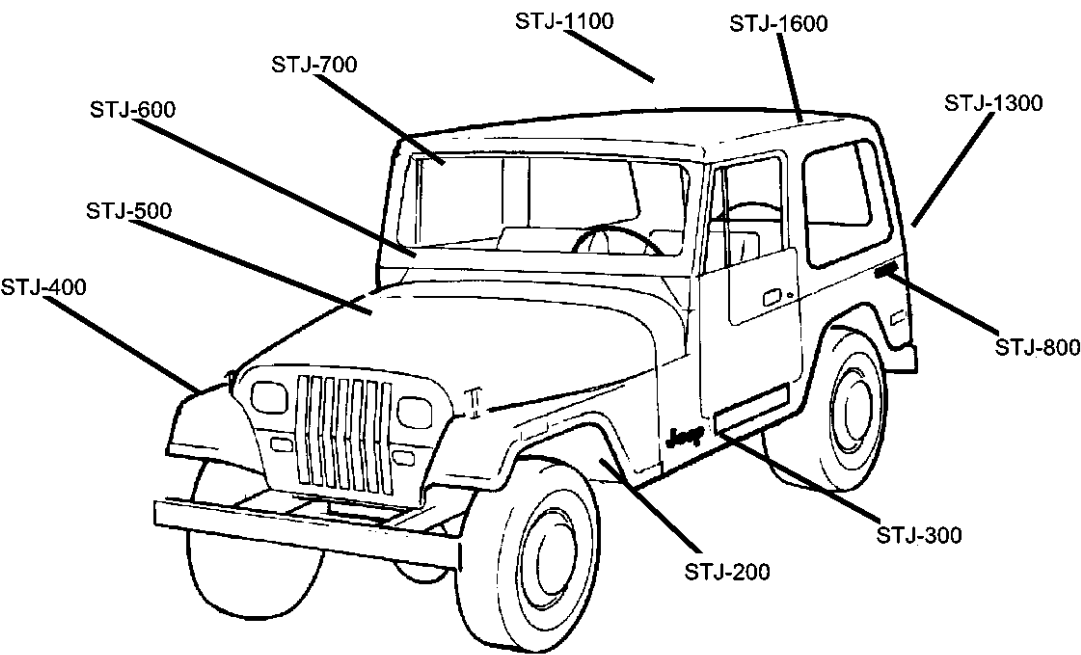
AR = use ase required - = Non illustrated part

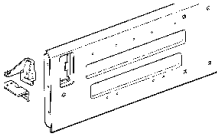


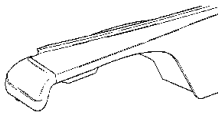
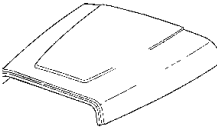
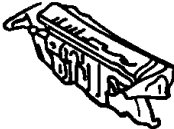

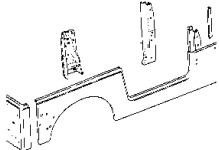
Group - ST1

Body Sheet Metal Except Doors

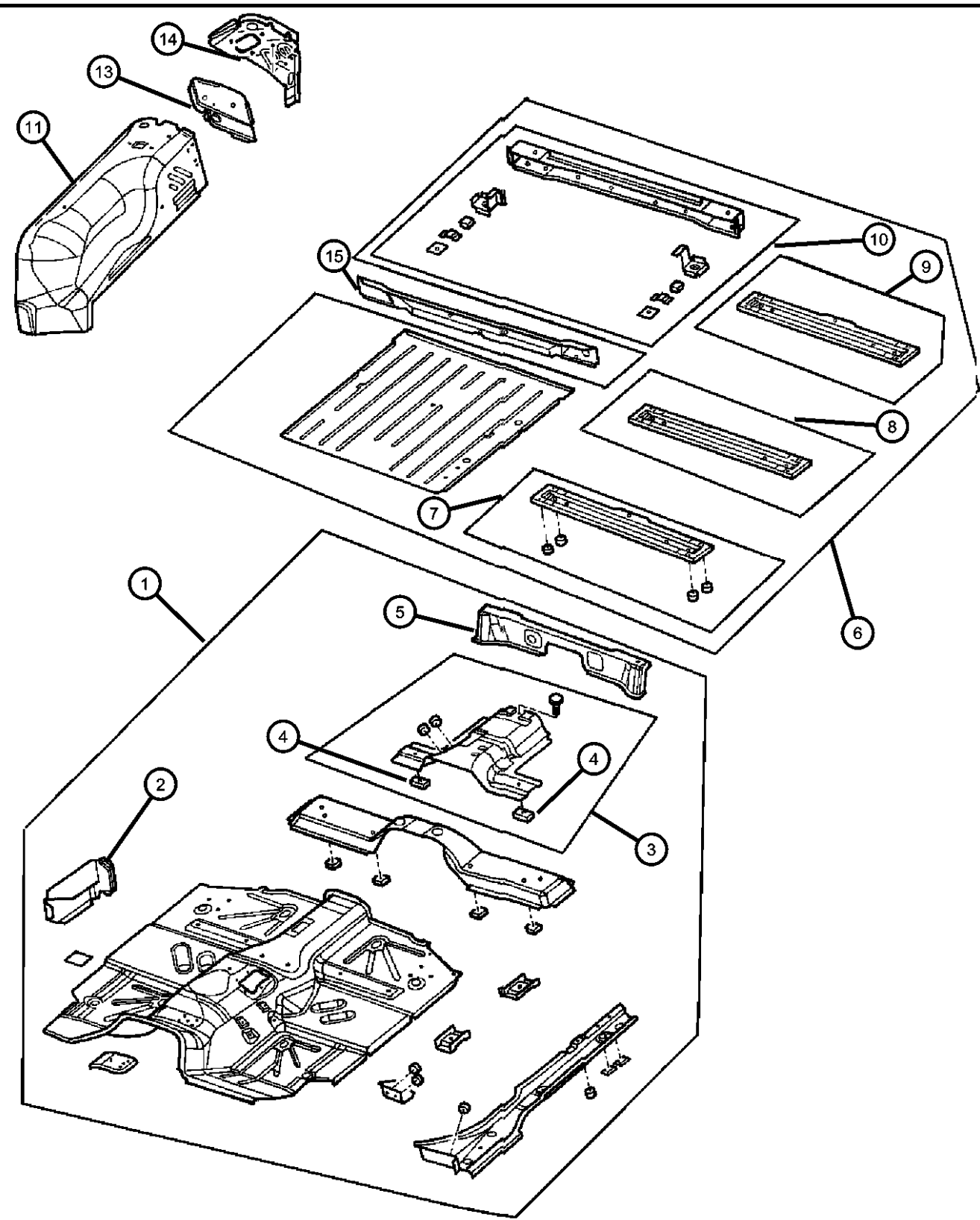
Group - ST1 Body Sheet Metal Except Doors

Illustration Title	Group-Fig. No.
Floor Pans Pan, Floor Front And Rear	Fig. ST1 - 210
Plugs Plugs	Fig. ST1 - 310
Front Fenders Fender And Flare, Front	Fig. ST1 - 410
Hood and Hood Release Hood, Lock, Catches.....	Fig. ST1 - 510
Cowl and Dash Panel Panels, Cowl And Dash.....	Fig. ST1 - 610
Glass and Rear View Mirror Glass, Windshield, Backlite, Quarter Windshield Frame, Hinges.....	Fig. ST1 - 710
Aperture Panel Panels, Body Side.....	Fig. ST1 - 810
Tailgate Tailgate.....	Fig. ST1 - 1310



ST1-1300 Tailgate 	ST1-200 Floor Pans 	ST1-300 Plugs 	ST1-400 Front Fenders 
ST1-500 Hood and Hood Release 	ST1-600 Cowl and Dash Panel 	ST1-700 Glass and Rear View Mirror 	ST1-800 Aperture Panel 

Pan, Floor Front And Rear
Figure ST1-210

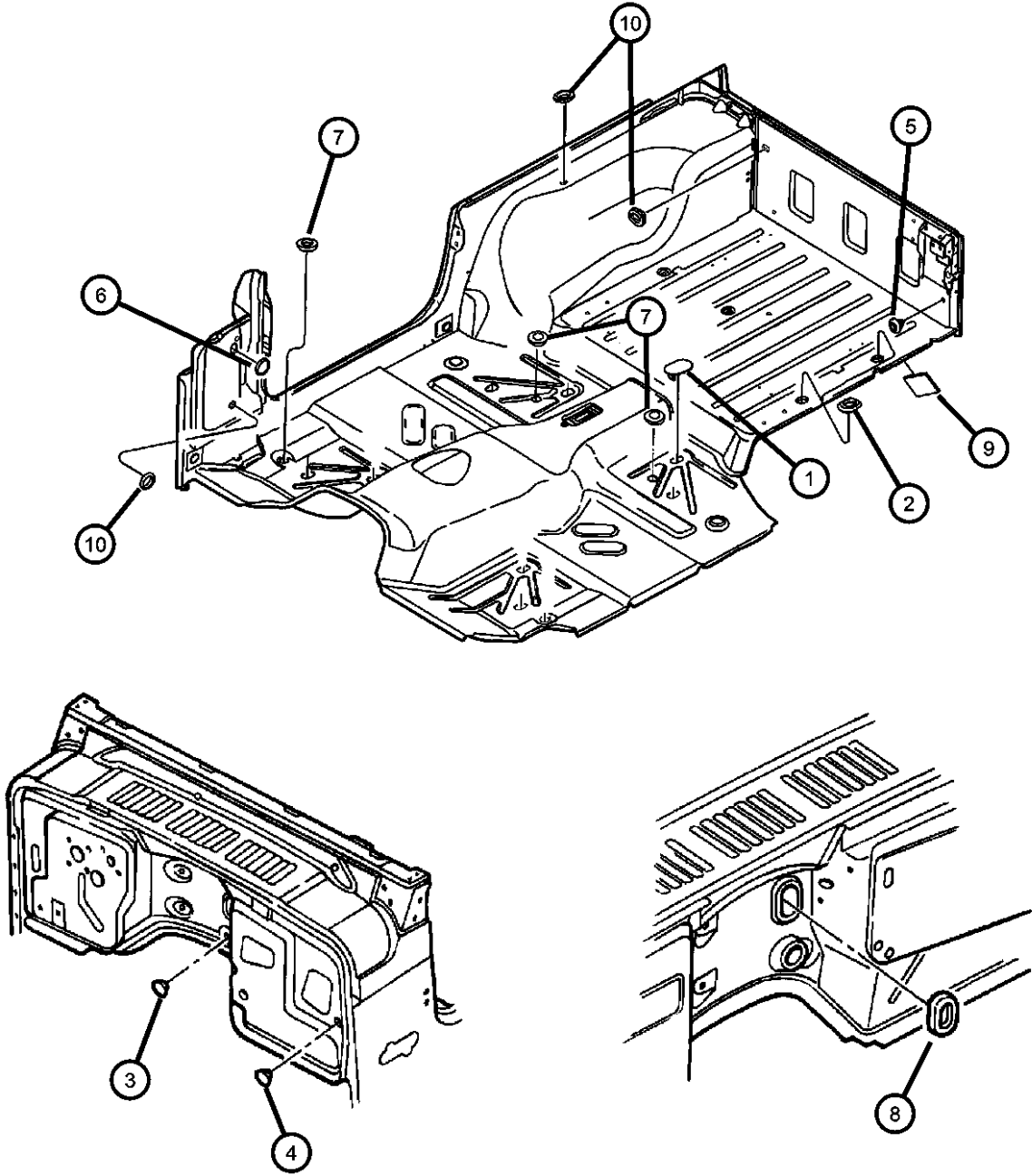


ITEM	PART NUMBER	QTY	LINE	SERIES	BODY	ENGINE	TRANS	TRIM	DESCRIPTION
1	55395106AB	1							PAN, Floor
2									PANEL, Cowl Side
	55174828AD	1							Right
	55174829AC	1							Left
3	55175209AC	1							REINFORCEMENT, Park Brake Mounting
4	06033150	2							NUT PLATE, .25-20
5	55174809AB	1							RISER, Seat
6	56052026AA	1							PAN, Floor
7	55176240AC	3							CROSSMEMBER, Seat Belt Mount
8	56052016AA	1							CROSSMEMBER, Rear Floor
9	56052413AB	1							CROSSMEMBER, Rear Floor
10	55175788AD	1							SILL, Rear
11									PANEL, Wheelhouse
	05161478AB	1							Right
	05161479AB	1							Left
-12	04490111	1							TAPPING PLATE
13									PANEL, Rear Closure
	55176527AC	1							As Illustrated, Left
	55236048AA	1							Horseshoe Shaped, Right
14									REINFORCEMENT, Wheelhouse
	55175064AD	1							Right
	55175065AC	1							Left
15	55175790AD	1							PANEL, Rear Body Closing

AR = use ase required - = Non illustrated part

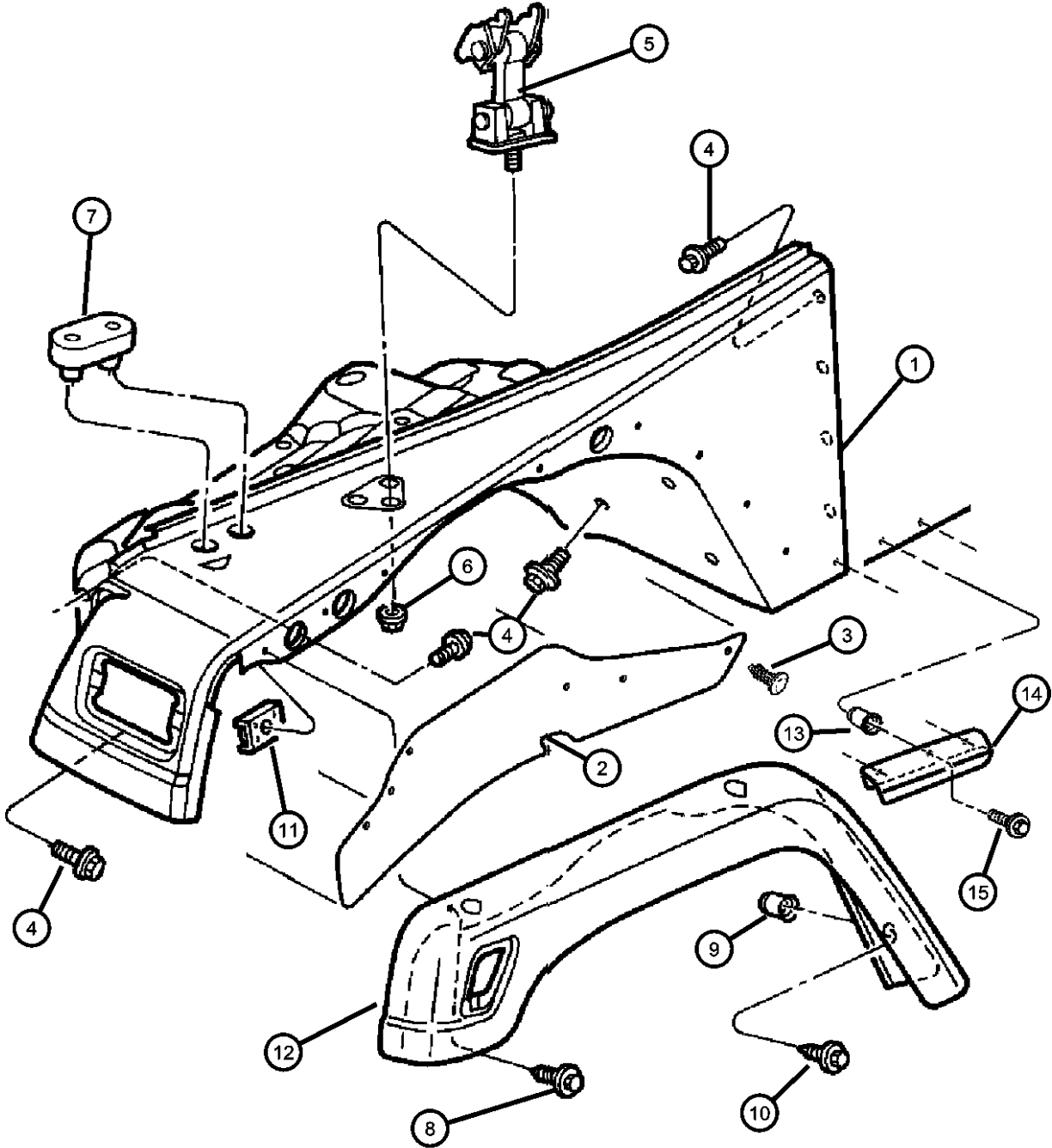
Plugs
Figure ST1-310

ITEM	PART NUMBER	QTY	LINE	SERIES	BODY	ENGINE	TRANS	TRIM	DESCRIPTION
1	04646971	8							PLUG, Floor Pan
2	06004507	2							PLUG, Body, 25.4mm x 38.1mm
3	02424864	1							PLUG, Body, 1.75 Diameter, Shift Cable Hole
4	55257380AD	1							PLUG
5	04373728	1							PLUG
6	55176729AA	2							PLUG
7	55177482AA	4							PLUG, Floor Pan
8	55177482AA	4							PLUG, Body, 4.0mm X 76.4mm, (NOT SERVICED)
9	55364097AA	1							TAPE
10	01774076	2							PLUG



AR = use ase required - = Non illustrated part

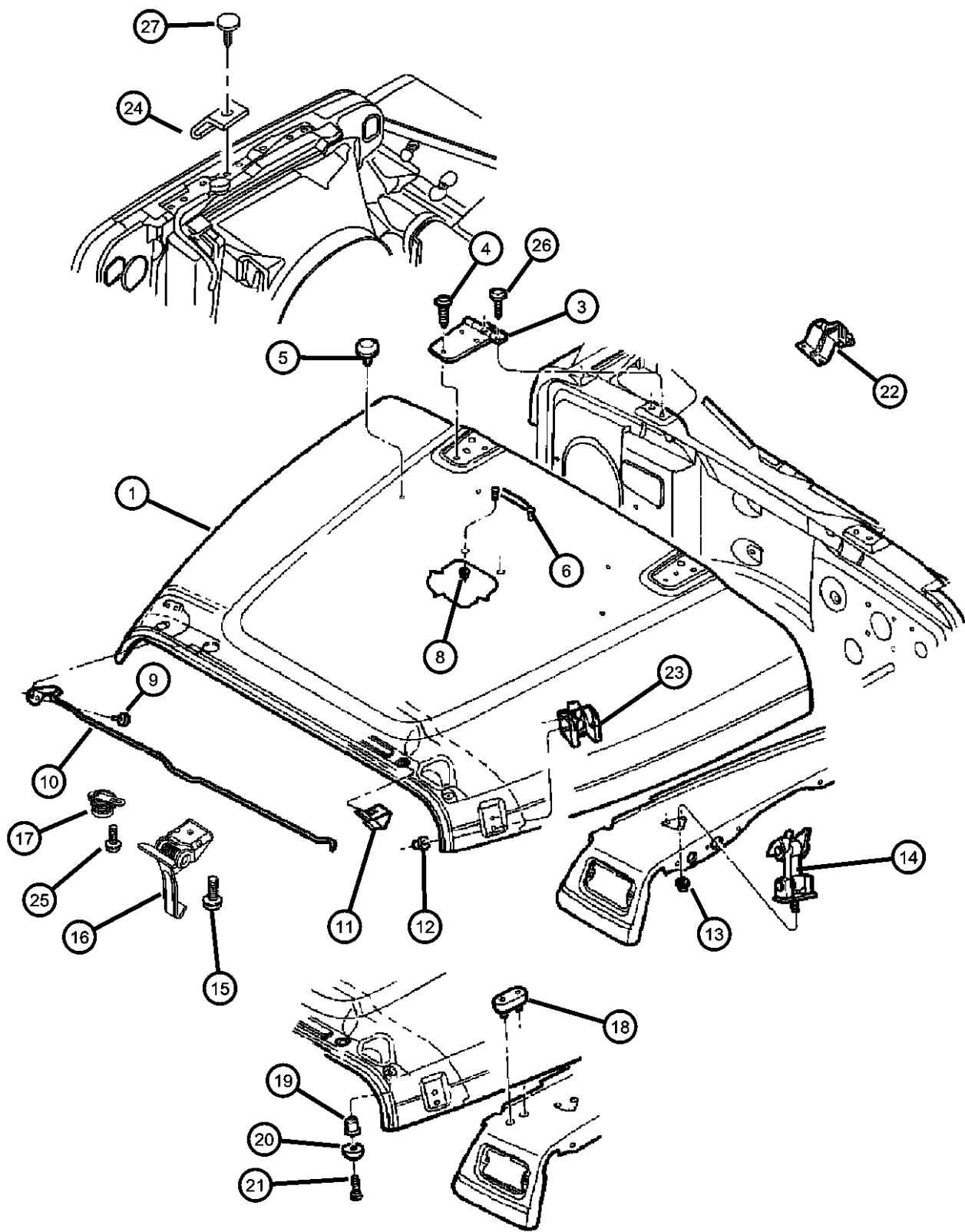
Fender And Flare, Front
Figure ST1-410



ITEM	PART NUMBER	QTY	LINE	SERIES	BODY	ENGINE	TRANS	TRIM	DESCRIPTION
1									PANEL, Fender
	05003950AG	1							Right
	05003951AG	1							Left
2	55174658	2							SHIELD, SplashFront
3	06030441	12							PIN, Retainer
4	06100583	6							SCREW AND WASHER, Hex Head, M8x1.25x25
5	55176636AD	2							CATCH, Hood
6	06101446	2							NUT AND WASHER
7	J4007541	2							BUMPER, Fender, Oblong Head, Hood Cushion
8	J4007541	2							SCREW AND WASHER, [.190-16x.750], (NOT SERVICED)
9	06504601	6							NUT, Rivet Round, M5x0.80x11.09
10	06504601	6							SCREW AND WASHER, M5x.080x20.00, (NOT SERVICED)
11	J4004868	14							NUT, Plastic
12									EXTENSION, Fender
	5KC26DX9AB	1							Right
	5KC27DX9AB	1							Left
13	5KC27DX9AB	1							SCREW AND WASHER, Hex, M5x0.80x20.00, (NOT SERVICED)
14									EXTENSION, Fender
	5KC28DX9AB	1							Right
	5KC29DX9AB	1							Left
15	06504601	6							NUT, Rivet Round, M5x0.80x11.09

AR = use ase required - = Non illustrated part

Hood, Lock, Catches
Figure ST1-510



ITEM	PART NUMBER	QTY	LINE	SERIES	BODY	ENGINE	TRANS	TRIM	DESCRIPTION
1	55176594AF	1							HOOD
-2	55176589	AR							SHIM
3	55075559	2							HINGE, Hood
4	06503154	6							SCREW AND WASHER, Round Head, M8x1.25x20
5	55075590AB	2							BUMPER, Hood
6	55176422	1							BRACKET, Windshield Hold Down
-7	06036102AA	4							SCREW, .19-24.50
8	06502028	2							NUT AND WASHER, Hex Nut-Coned Washer, M4 x 0.70
9	06034980	2							SCREW, Pan Head, .19-24x.437
10	55176635AF	1							ROD, Hood Prop
11	J4007456	1							CLIP, Prop Rod
12	06504030	4							NUT AND WASHER, Hex, M6x1
13	06101446	2							NUT AND WASHER
14	55176636AD	2							CATCH, Hood
15	55176636AD	2							SCREW AND WASHER, M6x1.00x20.00, (NOT SERVICED)
16	55176731AF	1							HOOK, Hood Safety Catch
17	55176732AC	1							SPRING, Hood Pop Up
18	J4007541	2							BUMPER, Fender, Oblong
19	J4005237	2							NUT, Hex, .19-32x430, Well Type
20	55176291	2							Hood Bumper Support
21	06034205	2							BUMPER, Steel Insert
22	55175096	2							SCREW, Pan Head, .19-32x.625, Hood Bumper Support
23	55176428AC	2							REINFORCEMENT, Hood Hinge
24	55032768	1							BRACKET, Hood Catch
25	55032768	1							SKID PLATE, Secondary Hood Catch
26	06503448	4							SCREW, .190-16x.500, (NOT SERVICED)
27	06500787	1							SCREW, Round Head, M8x1.25x30
									RIVET, M5x11.30

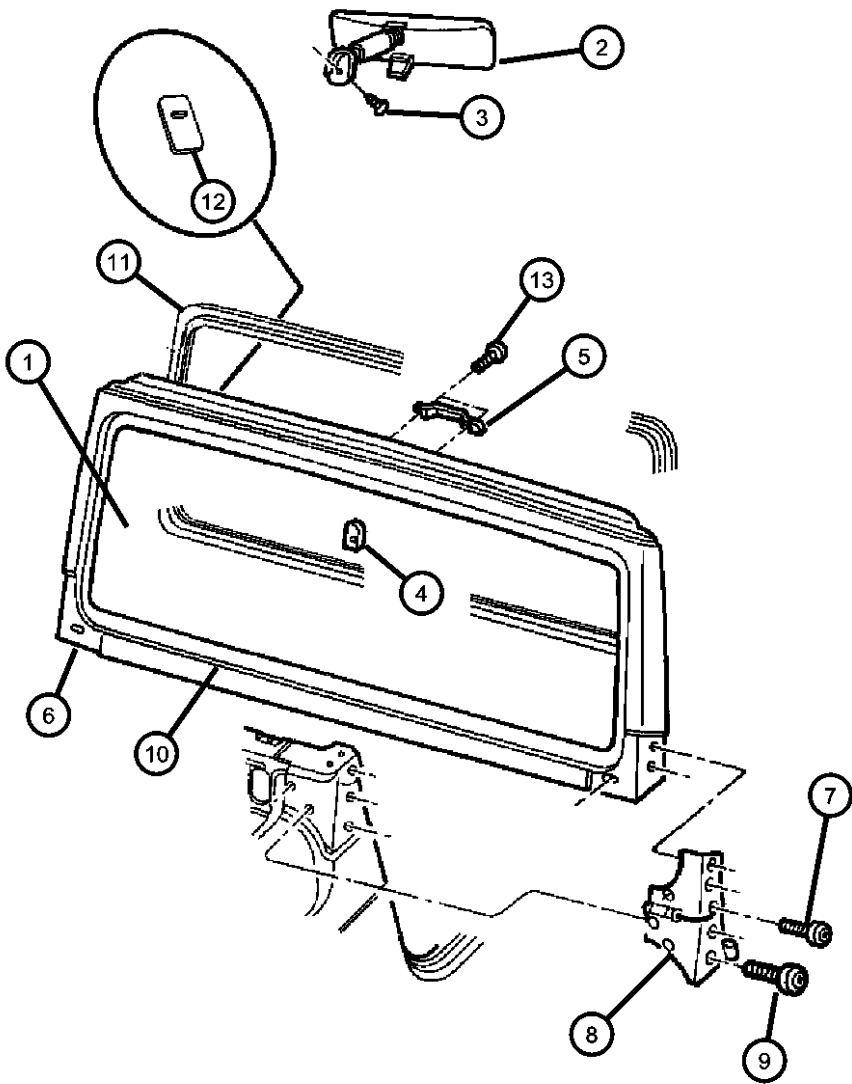
AR = use ase required - = Non illustrated part

Panels, Cowl And Dash
Figure ST1-610

										ITEM	PART NUMBER	QTY	LINE	SERIES	BODY	ENGINE	TRANS	TRIM	DESCRIPTION
										1	55174624AL	1							PANEL, Cowl
										2	55174636AB	1							GRILLE, Cowl Panel
										3	55174636AB	1							SCREW, [.164-15x1.21], (NOT SERVICED)
										4	55037422AC	1							SCREEN, Cowl
										5	55174640AE	1							WEATHERSTRIP, Hood to Cowl
										6	06507547AA	4							NUT, Snap In
										7	00152490	3							NUT, Spring, .16-18
										8	55176588AB	2							BRACKET, Dash Panel to Plenum
										9	56052394AD	1							PANEL, Dash and Cowl Plenum
										10	56052394AD	1							NUT, Hex, M6x1.00, (NOT SERVICED)
										11	55176555	1							DRAIN, Heater and A/C
										12	55395032AG	1							WEATHERSTRIP, Windshield to Cowl
										13									PANEL, Cowl Side
											55176092AC	1							Upper Right
											55176093AC	1							Upper Left
										14									REINFORCEMENT, Battery Tray
											55174782AE	1							Right
											55174783AE	1							Left
										15	06100583	6							SCREW AND WASHER, Hex Head, M8x1.25x25
										16									PANEL, Cowl Top
											55176560AC	1							Right
											55176561AC	1							Left
										17	06504649	4							CAP, Bolt Cover

AR = use ase required - = Non illustrated part

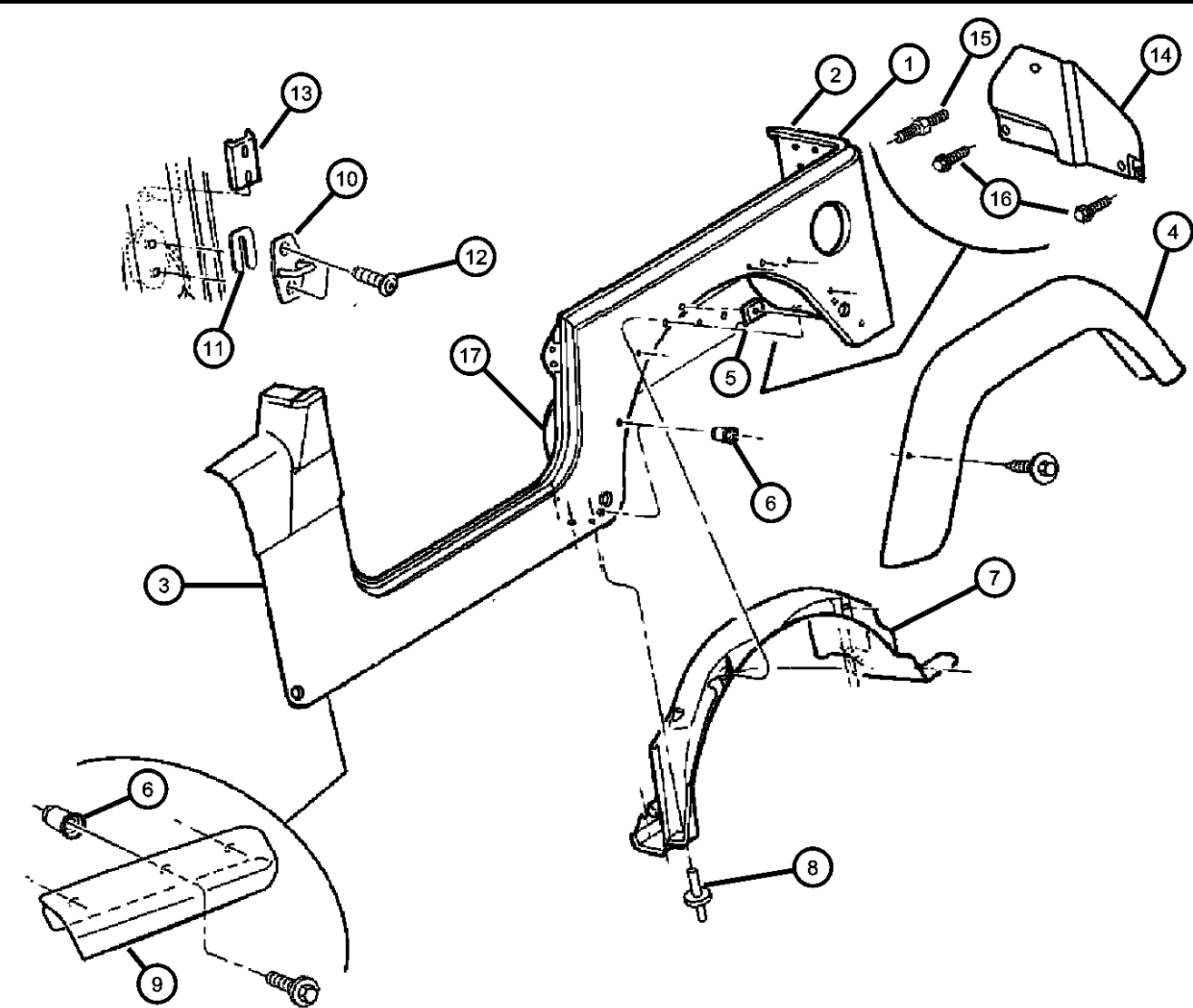
Glass, Windshield, Backlite, Quarter Windshield Frame, Hinges
Figure ST1-710



ITEM	PART NUMBER	QTY	LINE	SERIES	BODY	ENGINE	TRANS	TRIM	DESCRIPTION
1	04874995AD	1							WINDSHIELD
2	55156172AA	1							MIRROR, Inside Rear View
3	55156172AA	1							SCREW, Pan Head, .164-32x.460, (NOT SERVICED)
4	55076401	1							BUTTON, Rear View Mirror
5	55177497AA	1							FOOTMAN LOOP, Hold Down
6	55395014AA	1							PANEL, Windshield Frame
7	06036542AA	2							SCREW AND WASHER, Truss Head, .312-18x1.12
8									HINGE, Door
	55075702AH	1							Right
	55075703AH	1							Left
9	06035757	8							SCREW
10	55176567AC	1							MOLDING, Windshield Reveal
11	55176430AD	1							MOLDING, Windshield Garnish
12	55176421	2							TAPE, Anti Chip
13	55176421	2							SCREW, .190-24x.500, (NOT SERVICED)

AR = use ase required - = Non illustrated part

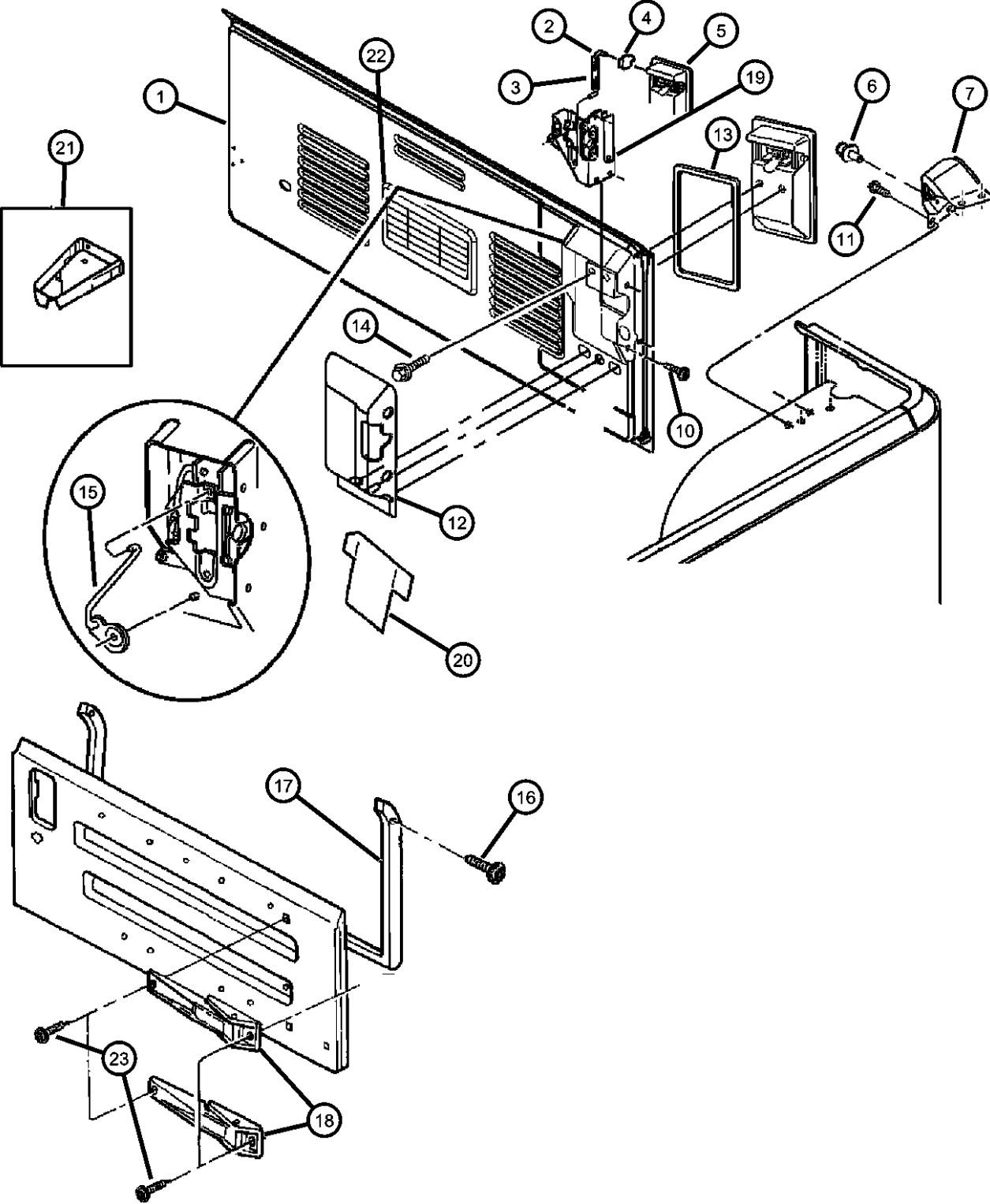
Panels, Body Side
Figure ST1-810



ITEM	PART NUMBER	QTY	LINE	SERIES	BODY	ENGINE	TRANS	TRIM	DESCRIPTION
Note: Sales Code [ABA] = Australia Equipment Group									
1	56052000AA	1							PANEL, Body Side Outer, Right
	56052001AA	1							Outer, Left
2	55175664AB	1							PANEL, Rear Corner Right
	55175665	1							Left
3	55175024	1							REINFORCEMENT, Side Panel
4	5KC20DX9AB	1							EXTENSION, Wheel House Right
	5KC21DX9AB	1							Left
5	J4004868	10							NUT, Plastic
6	06504601	6							NUT, Rivet Round, M5x0.80x11.09
7	55155632AD	1							SHIELD, Splash, Liner, Rear Wheelhouse Right
	55155633AB	1							Left
8	06030441	10							PIN, Retainer
9	5KC28DX9AB	1							EXTENSION, Fender Right
	5KC29DX9AB	1							Left
10	04780259	2							STRIKER, Door
11	04520289	AR							SPACER, Door Latch Striker
	55075483	AR							[2.0/2.5] Thick
12	06503120	4							SCREW AND WASHER, Button Head Torx, M8x1.25x39.50
13	04674669	1							PLATE, Striker
14	55395030AA	1							SHIELD, Wheelhouse
15	06507536AA	1							STUD, M8x25
16	06503543	2							BOLT AND CONED WASHER, Hex Head, M8x1.25x25
17	55175024	1							REINFORCEMENT, Side PanelRight & Left

AR = use ase required - = Non illustrated part

Tailgate
Figure ST1-1310

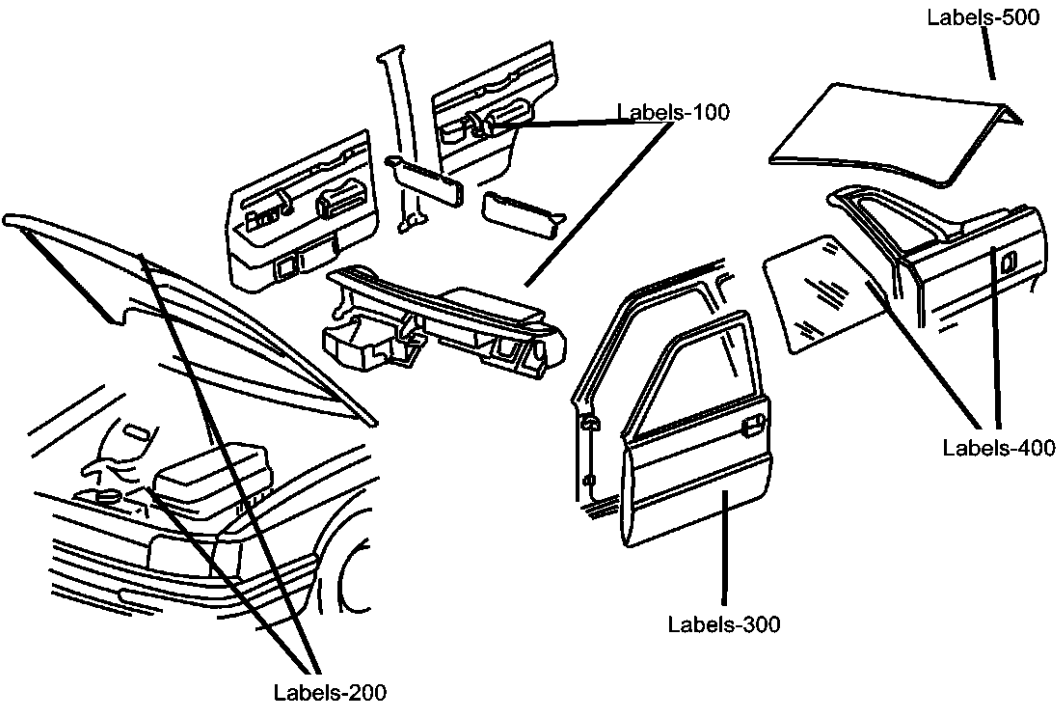


ITEM	PART NUMBER	QTY	LINE	SERIES	BODY	ENGINE	TRANS	TRIM	DESCRIPTION
1	55176340AG	1							TAILGATE
2	55008127AB	1							ROD, Tailgate Handle to Latch
3	55008127AB	1							SLEEVE, Anti-Rattle, Handle to Latch Rod, (NOT SERVICED)
4	04658677	1							CLIP, Latch Link
5	55176547AB	1							HANDLE, Liftgate
6	55177243AB	1							PIN, Latch Striker
7	55176450AE	1							BRACKET, Tailgate Striker
-8	55176450AE	1							RIVET, Dome Head Blind, .125x.275, Serviced in Bracket, (NOT SERVICED)
-9	55001286	1							PLATE, Door Lock Striker, Serviced in Bracket
10	J4007536	2							SCREW AND WASHER, Tapping, .312-18x.120
11	06505070AA	4							SCREW, Pan Head
12	55395100AA	1							COVER, Tailgate Latch
13	J3743608	1							SEAL, Handle, Outside Door Handle
14	06034980	2							SCREW, Pan Head, .19-24x.437
15	55076011	1							LINK, Key Cylinder To Latch
16	55076011	1							SCREW, .164-18x.625, (NOT SERVICED)
17	55175043AH	1							WEATHERSEAL, Tailgate
18	55395194AA	2							HINGE, Tailgate, After 12/19/03
19	55074947AC	1							LATCH, Tailgate
20	55025280	1							WATERSHIELD, Tailgate Latch
21	55236044AB	1							REINFORCEMENT, Tailgate Hinge
22	55055998AD	1							EXHAUSTER, Bodyside Aperture
23	06035053	4							SCREW AND WASHER, Hex Head, .312-18x1.125

AR = use ase required - = Non illustrated part




Group - LBLS

Labels All Vehicle Locations



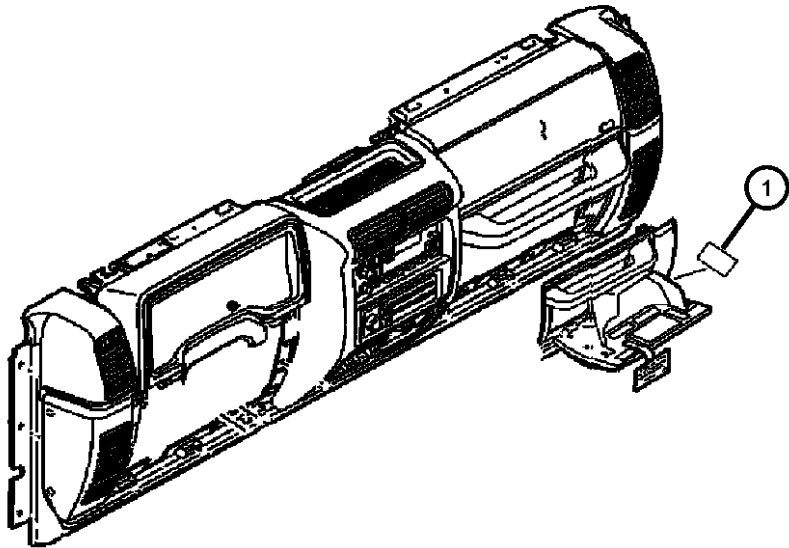
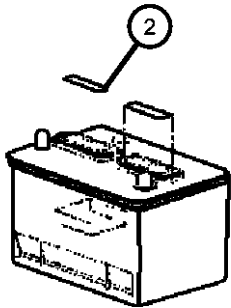
Group - LBLS Labels All Vehicle Locations

Illustration Title	Group-Fig. No.
Interior Instrument Panel, Visors and Trim.....	Fig. LBLS - 110
Under Hood Engine Compartment	Fig. LBLS - 210
Exterior Spare Tire.....	Fig. LBLS - 410

LBLS-100 Interior 	LBLS-200 Under Hood 	LBLS-400 Exterior 	
--	--	---	--

Instrument Panel, Visors and Trim
Figure LBL5-110

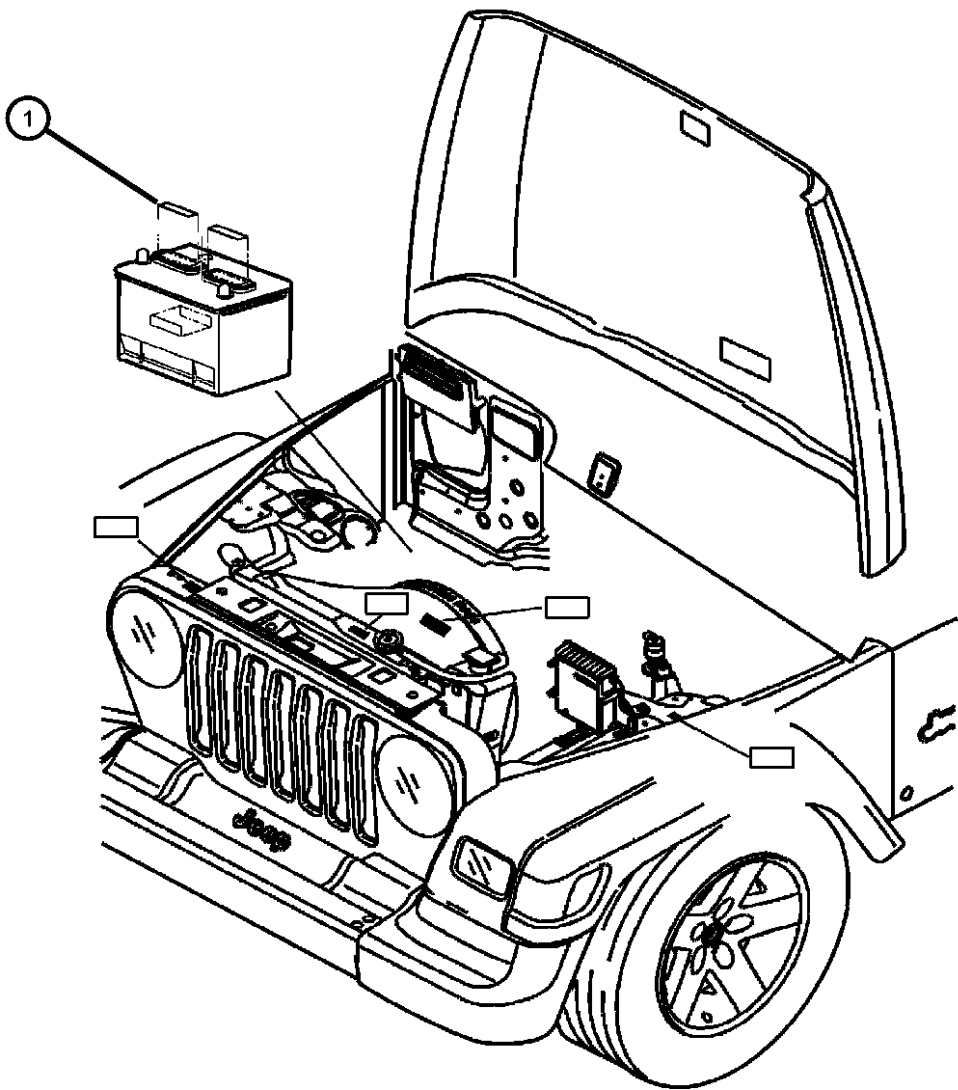
ITEM	PART NUMBER	QTY	LINE	SERIES	BODY	ENGINE	TRANS	TRIM	DESCRIPTION
1	56009391AM	1							LABEL, Fuse Block
2	04606818AA	2				EN0			LABEL, Battery



AR = use ase required - = Non illustrated part

Engine Compartment
Figure LBLS-210

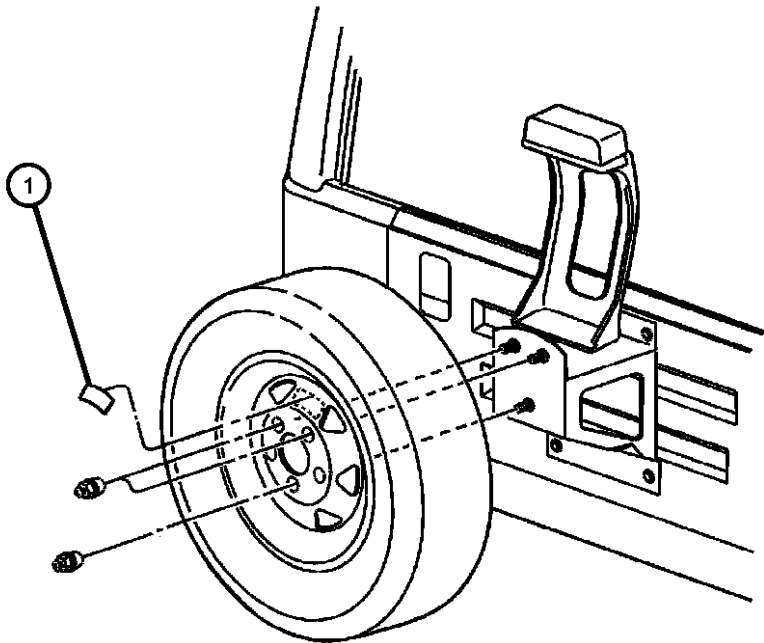
ITEM	PART NUMBER	QTY	LINE	SERIES	BODY	ENGINE	TRANS	TRIM	DESCRIPTION
1	04606818AA	2				EN0			LABEL, Battery



AR = use ase required - = Non illustrated part

Spare Tire
Figure LBL5-410

ITEM	PART NUMBER	QTY	LINE	SERIES	BODY	ENGINE	TRANS	TRIM	DESCRIPTION
1	04606818AA	2							LABEL, Temporary Spare Tire Warning, (NOT SERVICED) LABEL, Jack Caution
-2	52110391AB	1							



AR = use ase required - = Non illustrated part