

---

VIN PLATE DECODING INFORMATION

# Group - 2

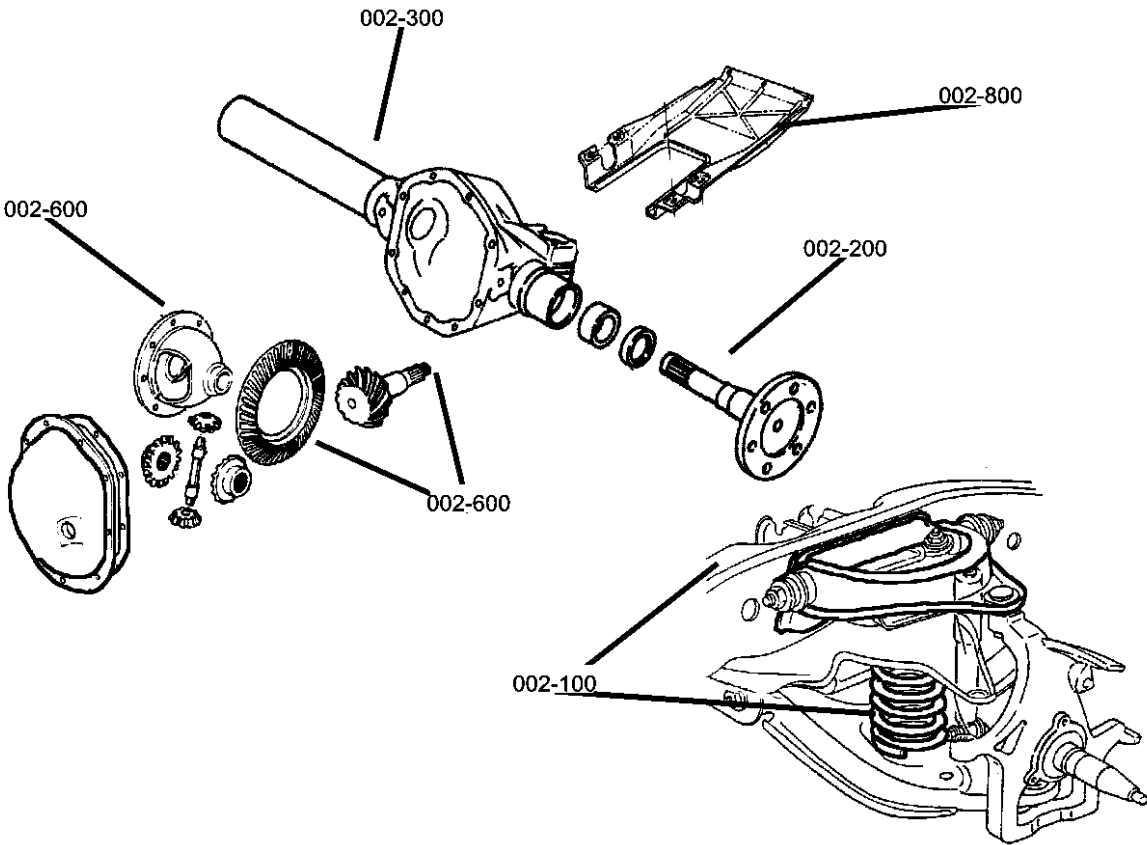
## Front Suspension & Drive

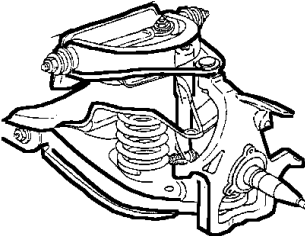
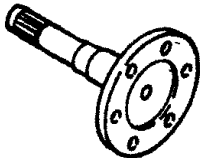
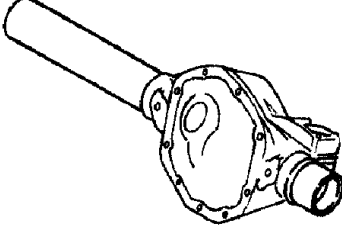
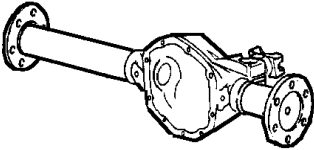
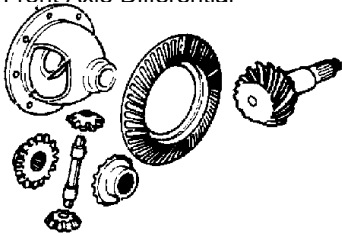
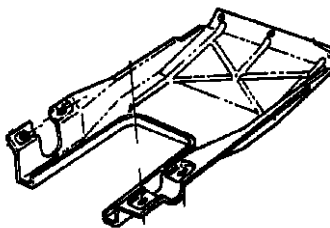
### Group - 2 Front Suspension & Drive

Illustration Title

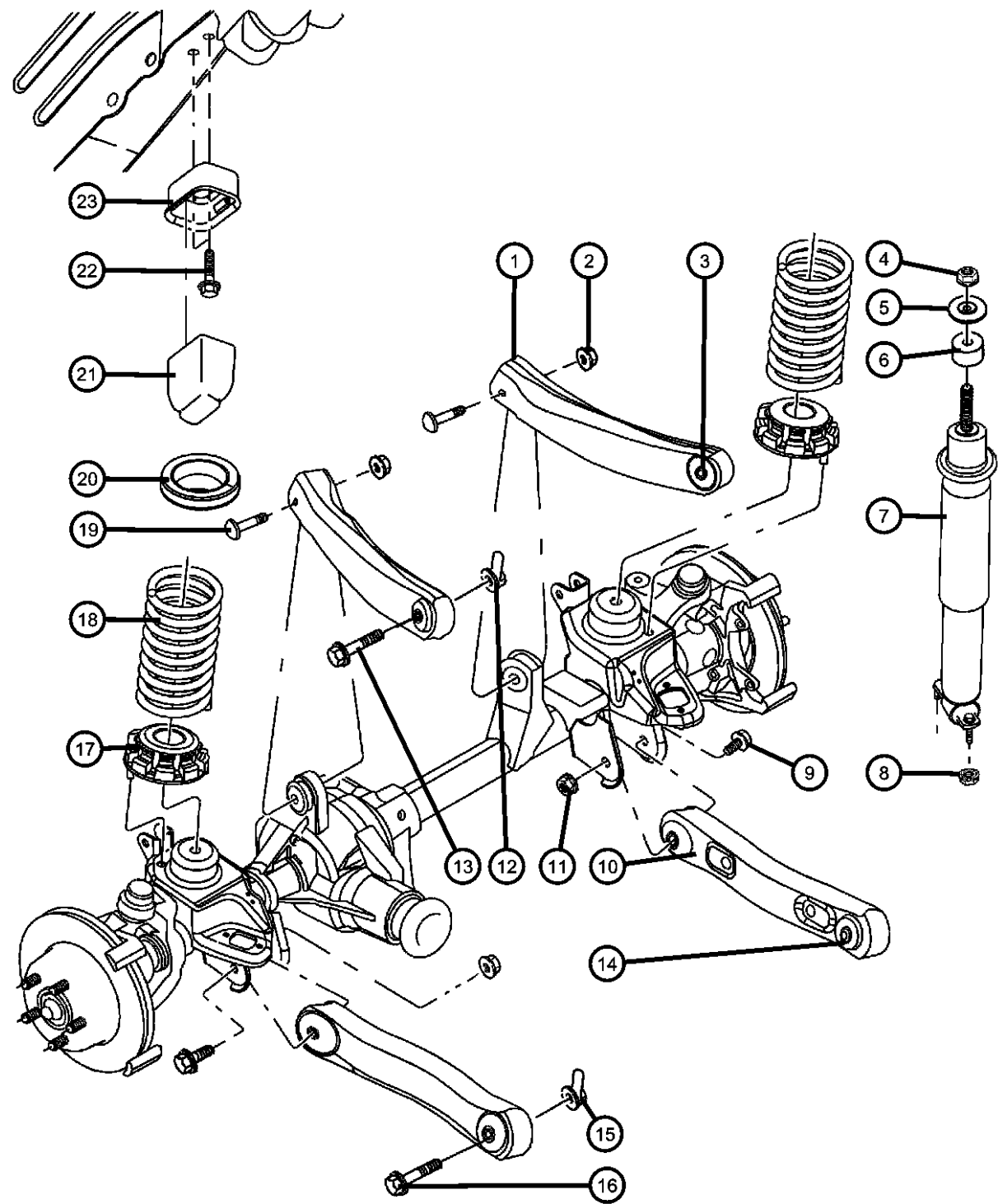
Group-Fig. No.

<b>Front Suspension</b>	
Suspension, Front Springs with Control Arms and Shocks .....	Fig. 2 - 110
Front Stabilizer Bar and Track Bar .....	Fig. 2 - 120
<b>Front Axle Drive Shafts</b>	
Front Axle Shafts .....	Fig. 2 - 210
<b>Front Axle Housing</b>	
Housing,Front Axle,4 Wheel Drive .....	Fig. 2 - 310
<b>Front Axle Assembly</b>	
Front Axle Assembly .....	Fig. 2 - 410
<b>Front Axle Differential</b>	
Differential, Front Axle .....	Fig. 2 - 610
<b>Front Axle Skid Plate</b>	
Skid Plate, Front Axle .....	Fig. 2 - 810



<b>002-100</b> Front Suspension 	<b>002-200</b> Front Axle Drive Shafts 	<b>002-300</b> Front Axle Housing 	<b>002-400</b> Front Axle Assembly 
<b>002-600</b> Front Axle Differential 	<b>002-800</b> Front Axle Skid Plate 		

Suspension, Front Springs with Control Arms and Shocks  
Figure 2-110



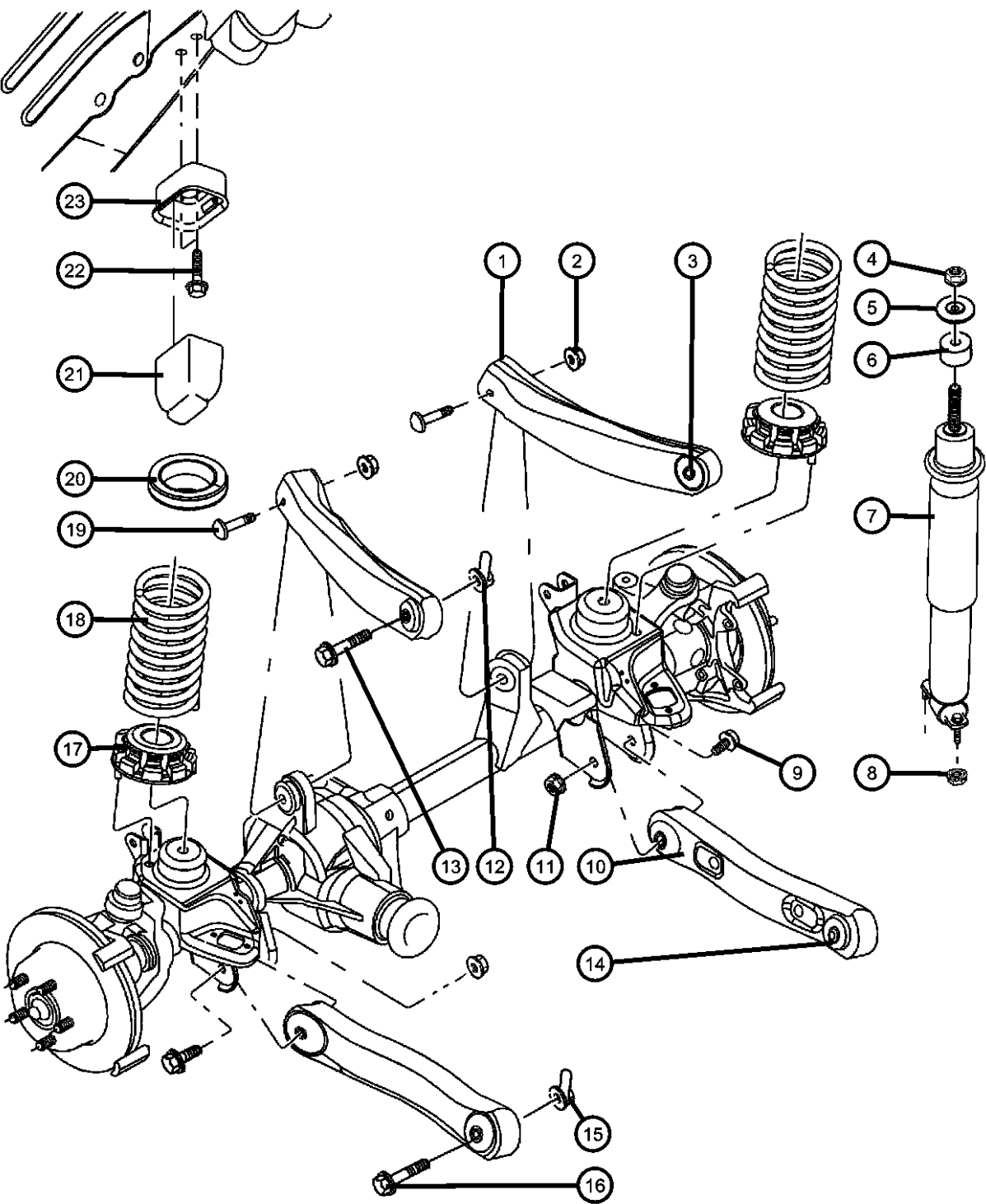
ITEM	PART NUMBER	QTY	LINE	SERIES	BODY	ENGINE	TRANS	TRIM	DESCRIPTION
------	----------------	-----	------	--------	------	--------	-------	------	-------------

NOTES:  
ER0=4.0L 6 Cyl Gas Engine  
EV0=All 4.7L Gas Engines  
SDA=Quadra Coil Suspension(Standard)  
SDJ=Firm Suspension  
SDU=Heavy Duty Suspension  
Markets:U=United States—C=Canada—M=Mexico,and B=Export  
LCA=Lower Control Arm  
UCA=Upper Control Arm  
Check Vin Number For the 'Z' Code on Front Springs

1	52088208AC	2							ARM, Control, with Bushing, Upper
2	06502696	2							NUT, Hex Flange Lock, M14x1.50
3	52088214	2							BUSHING, Control Arm
4	06503073	2							NUT, Nylock Hex, M10x1.5, Shock Mounting, Upper
5	52088517	2							RETAINER, Shock AbsorberUpper
6	52088289	2							GROMMET, Shock AbsorberUpper
7									SHOCK ABSORBER PACKAGE, Suspension, Front
	05014175AB	2							FRT MONOTUBE
	05014731AD	2							FRT STD
	05015361AD	2							
8	06101695	4							NUT, Hex Flange Lock, M8x1.25, Shock Mounting, Lower
9	06505214AA	2							SCREW, Hex Flange Head, M14x2.00x114, LCA to Axle Mounting
10	52088217AB	2							ARM, Control, with Bushing, Lower
11	06502698	4							NUT, Hex Flange Lock
12	06502698	4							NUT, Hex Flange Lock
13	06506033AA	2							BOLT, Hex Flange Head, M14x2.00x105.00
14	52088220	2							BUSHING, Control Arm, UCA to Sill
15	06502698	4							NUT, Hex Flange Lock
16	06506033AA	2							BOLT, Hex Flange Head, M14x2.00x105.00, LCA to Sill
17									ISOLATOR, Front Suspension Spring
	52088257AB	2							Upper
	52088401	2							Lower
18									SPRING, Front Coil
	52088262	1							[ZKE,ZYE]
	52088263	1							[ZKF,ZYF]
	52088264	1							[ZKG,ZYG]
	52088265	1							[ZKH,ZYH]
	52088267	1							[ZLE,ZZE]
	52088268	1							[ZLF,ZZF]

AR = use ase required - = Non illustrated part

Suspension, Front Springs with Control Arms and Shocks  
Figure 2-110



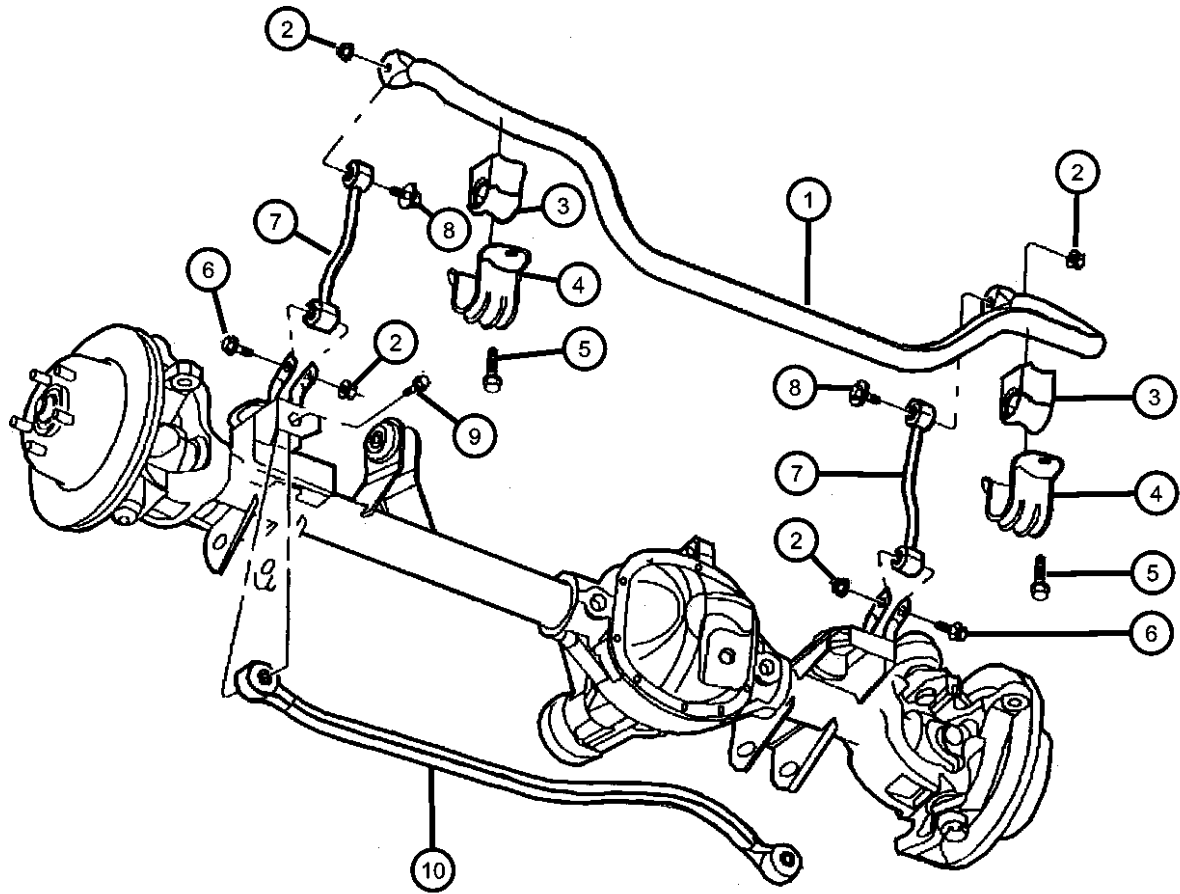
ITEM	PART NUMBER	QTY	LINE	SERIES	BODY	ENGINE	TRANS	TRIM	DESCRIPTION
	52088269	1							[ZK1,ZY1]
	52089421	1							[ZLG,ZZG]
19	06505306AA	2							SCREW, Truss Head, M10x1.5x70, UCA to Axle Mounting
20									ISOLATOR, Front Suspension Spring Upper
	52088257AB	2							Lower
21	52088256	2							BUMPER, JounceUpper
22	06100584	4				ER0, EV0			BOLT AND CONED WASHER, Hex Head, M8x30x20Upper
23	52088254	2							CUP, Jounce BumperUpper

AR = use ase required - = Non illustrated part

Front Stabilizer Bar and Track Bar  
Figure 2-120

ITEM	PART NUMBER	QTY	LINE	SERIES	BODY	ENGINE	TRANS	TRIM	DESCRIPTION
------	-------------	-----	------	--------	------	--------	-------	------	-------------

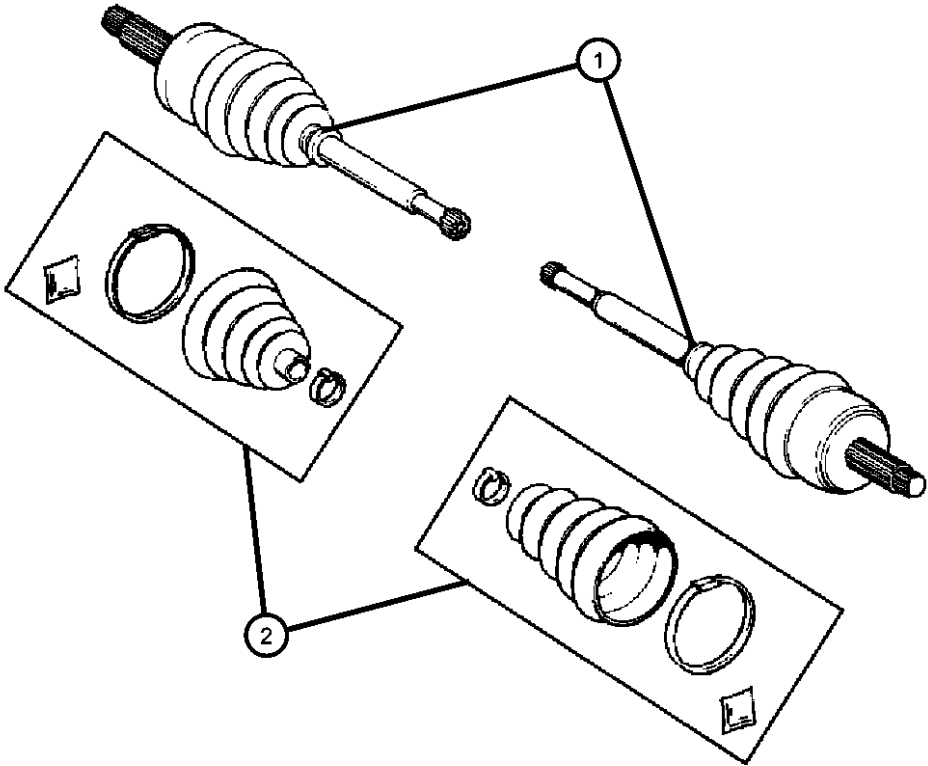
Note:  
ER0=All 4.0L Engine 6 Cyl Gas  
EV0=All 4.7L Engine Gas  
EX0=All 3.0/3.1L Turbo Diesel Engines  
J=4 WD-Left Hand Drive  
T=2 WD-Left Hand Drive



1									BAR, Front Sway
	52088281	1				ER0, EV0			ALL 4.0L 6 CYL GAS ALL 4.7L GAS
	52088587	1				EX0			ALL 3.0 TURBO DIESELS
2									NUT, Hex Flange Lock, M12x1.75
	06502697	1				ER0, EV0			
		4							FRT CUSHION TO BLK BRACKETS ALL
3	52088284AC	2							BUSHING, Stabilizer Bar, FRT SWAY TO STILL
4	52088285	2							RETAINER, Stabilizer Bar Grommet
5	06502936	4							SCREW AND WASHER, Hex Head Pilot Point, M12x1.75x45
6	06502473	2							BOLT, Hex Flange Head, M12x1.75x65, FRT SWAY BAR TO AXLE
7	52088283	2							LINK, Sway Eliminator, STA BAR TO FRT AXLE
8	06505353AA	2							SCREW AND WASHER, M12x1.75x60, END LINK UPR END TO STABILIZE BAR
9									SCREW, Hex Flange Head, M12x1.75x80
	06506147AA	1		J					
		1		U					
10	52088305AB	1		J					TRACK BAR, Front

AR = use ase required - = Non illustrated part

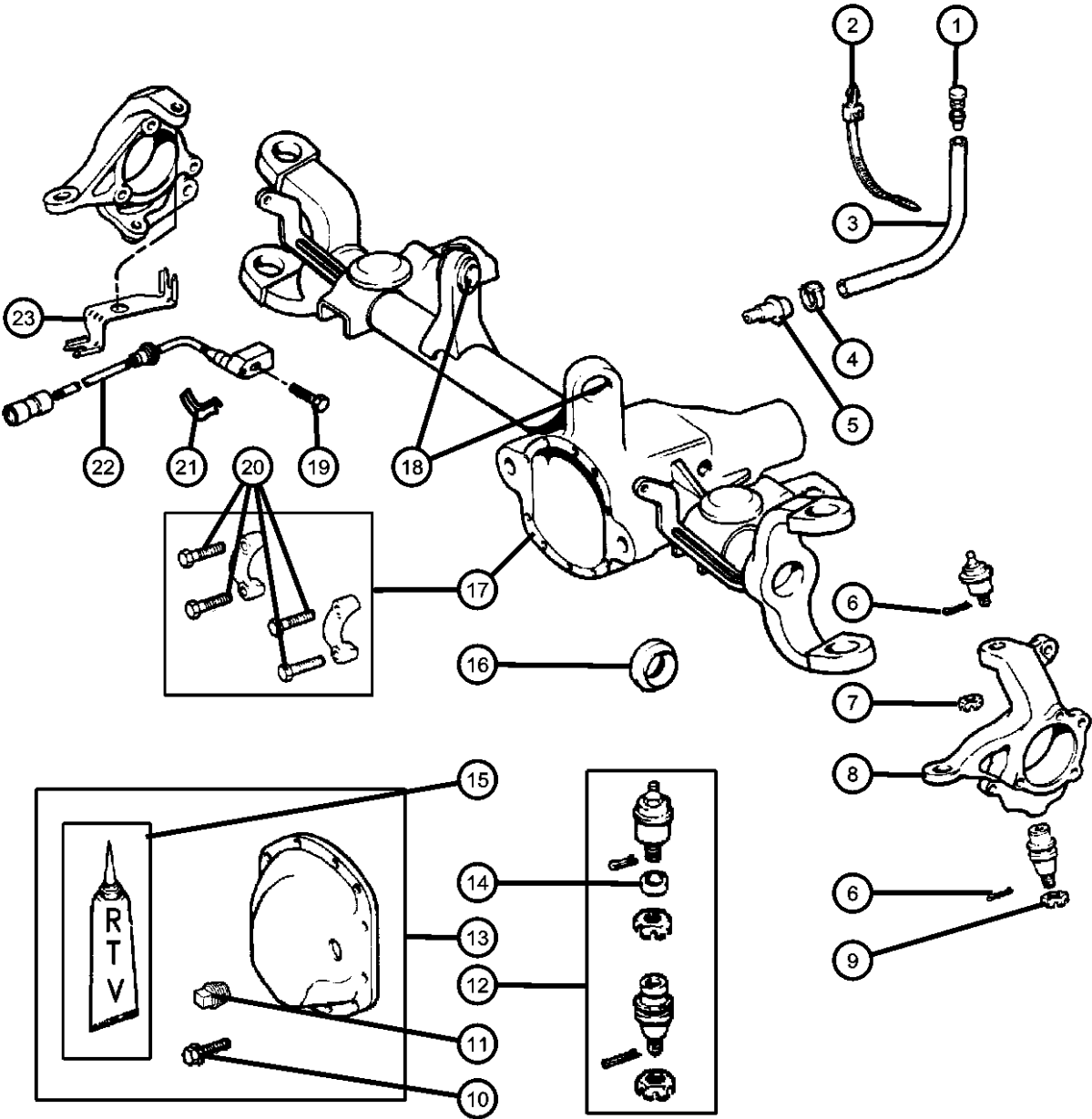
Front Axle Shafts  
Figure 2-210



ITEM	PART NUMBER	QTY	LINE	SERIES	BODY	ENGINE	TRANS	TRIM	DESCRIPTION
NOTE: DSB=Vari-Lok Progressive Axle EX0=All 3.0/3.1L Turbo Diesel Engines J=4 Wheel Drive-Left Hand Drive									
1									SHAFT, Axle
	05012457AA	1	U						W/O DSB, Left
		1	J						W/O DSB, Left
	05012456AA	1	U						W/O DSB, Right
		1	J						W/O DSB, Right
	05012748AA	1	J			EVC, EX0			W/DSB, Right
		1	U						W/DSB, Right
	05012749AA	1	J			EVC, EX0			W/DSB, Left
		1	U						W/DSB, Left
2									BOOT KIT, Half Shaft
	04796233	1	J						
		1	U						

AR = use ase required - = Non illustrated part

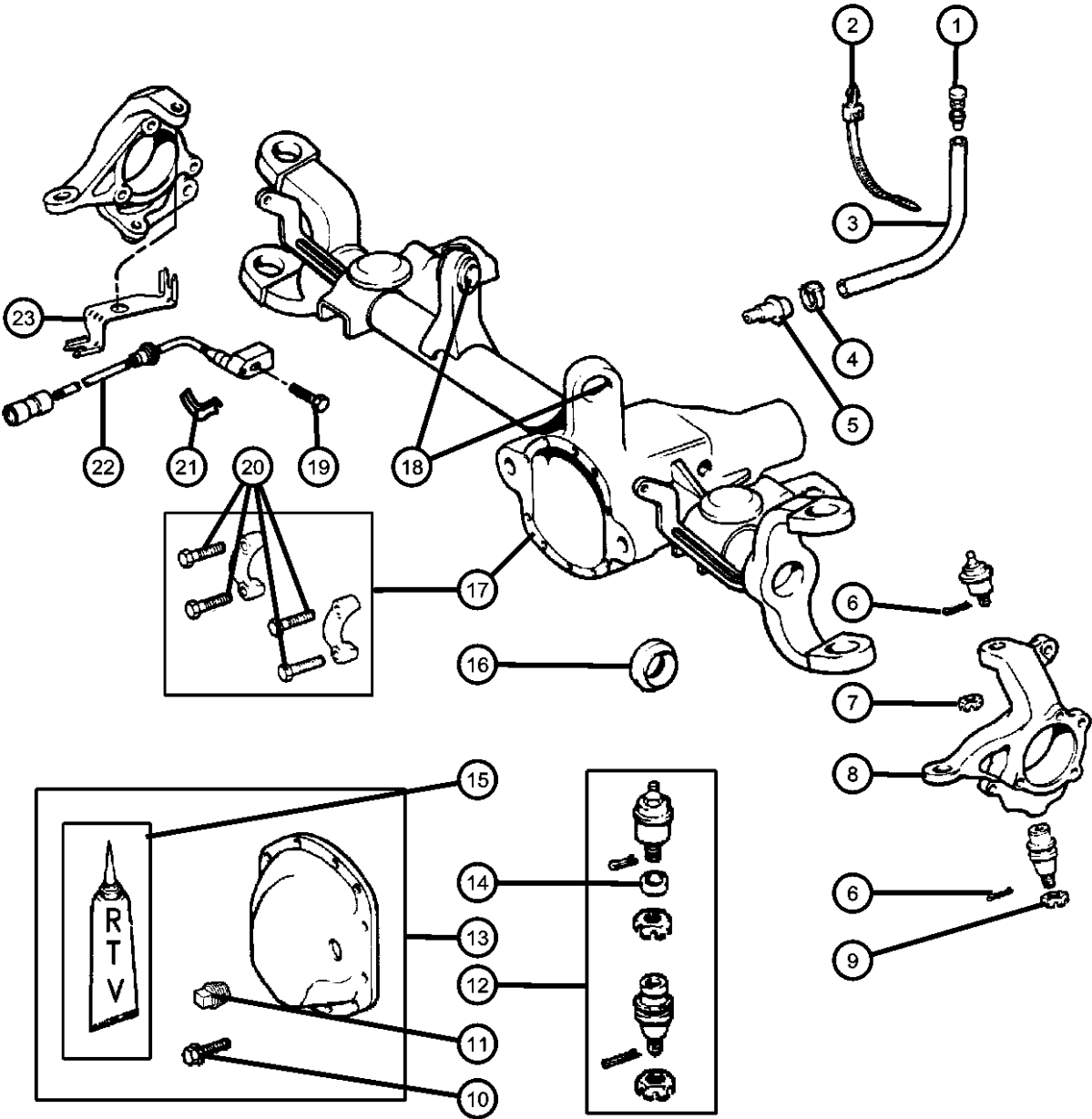
Housing,Front Axle,4 Wheel Drive  
Figure 2-310



ITEM	PART NUMBER	QTY	LINE	SERIES	BODY	ENGINE	TRANS	TRIM	DESCRIPTION
1									VENT, Axle, [Cap]
	83504653	1	J						
		1	U						
2	04641780	AR							STRAP, Tie
3	HFV00516	1							HOSE, Fuel And Vapor, 25 Foot Roll 5/16"
4	06503573	1							CLAMP, HoseLower
5									VENT, Axle
	83504653	1	J						Lower
		1	U						Lower
6									PIN, Cotter, M4x40.00
	11010069	2	J						
		2	U						
7									NUT, Steering Knuckle Socket
	J0125258	1	J						
		1	U						
8									KNUCKLE, Front
	05011976AA	1	J						Right
	05011977AA	1	J						Left
	05012516AA	1	U						Right
	05012517AA	1	U						Left
9									NUT
	J8123318	1	U						
		1	J						
10									BOLT, Differential Cover
	02954031	10	J						
		10	U						
11									PLUG, Differential Cover
	J4004751	1	J						
		1	U						
12									BALL JOINT KIT, Knuckle
	05012432AA	2	J						
		2	U						
13									COVER, Differential
	05012451AA	1	J						
		1	U						
14									RING, Ball Joint
	83500203	1	J						Upper
		1	U						Upper
15	05010884AA	1							SEALANT, RTV
16									SEAL, Axle Drive Shaft

AR = use ase required - = Non illustrated part

Housing,Front Axle,4 Wheel Drive  
Figure 2-310



ITEM	PART NUMBER	QTY	LINE	SERIES	BODY	ENGINE	TRANS	TRIM	DESCRIPTION
17	04874477	2	J						HOUSING, Axle
		2	U						
18	05012445AB	1	J						BUSHING, Control Arm
	05012512AB	1	U						
19	52088214	2	J						BOLT
		2	U						
20	05012434AA	2	J						Sensor, Mounting
		2	U						
21	04897482AB	4	J						BOLT, Differential
		4	U						
22	05014324AA	1	J						BRACKET, Brake Sensor Wire
		1	U						Right
		1	J						Right
		1	U						Left
23	05014325AA	1	J						Left
		1	U						Left
		1	J						SENSOR, Wheel Speed
		1	U						Right
23	56041316AB	1	J						Right
		1	U						Right
		1	J						Left
		1	U						Left
23	56041317AB	1	J						BRACKET, Brake Sensor
		1	U						Right
		1	J						Right
		1	U						Left
23	56026766	1	J						Left
		1	U						Left
23	56026767	1	J						Right
		1	U						Right

AR = use ase required - = Non illustrated part

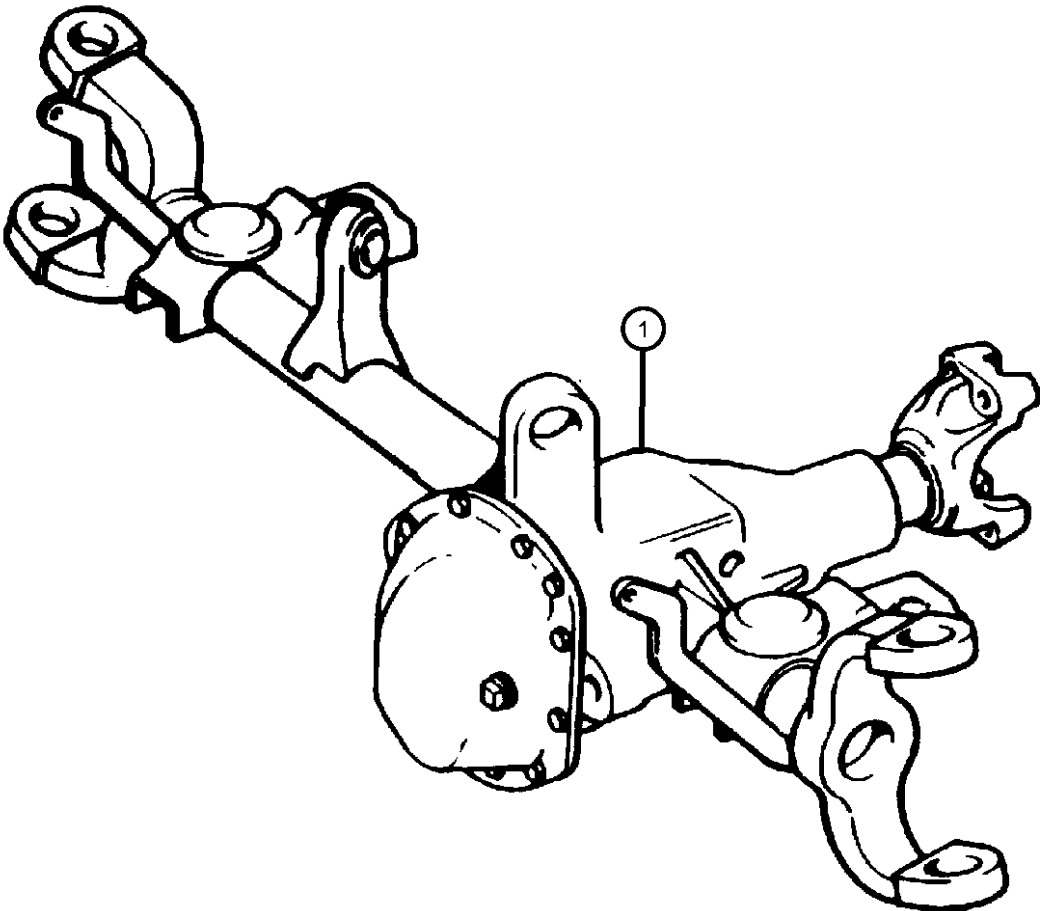


Front Axle Assembly  
Figure 2-410

ITEM	PART NUMBER	QTY	LINE	SERIES	BODY	ENGINE	TRANS	TRIM	DESCRIPTION
------	----------------	-----	------	--------	------	--------	-------	------	-------------

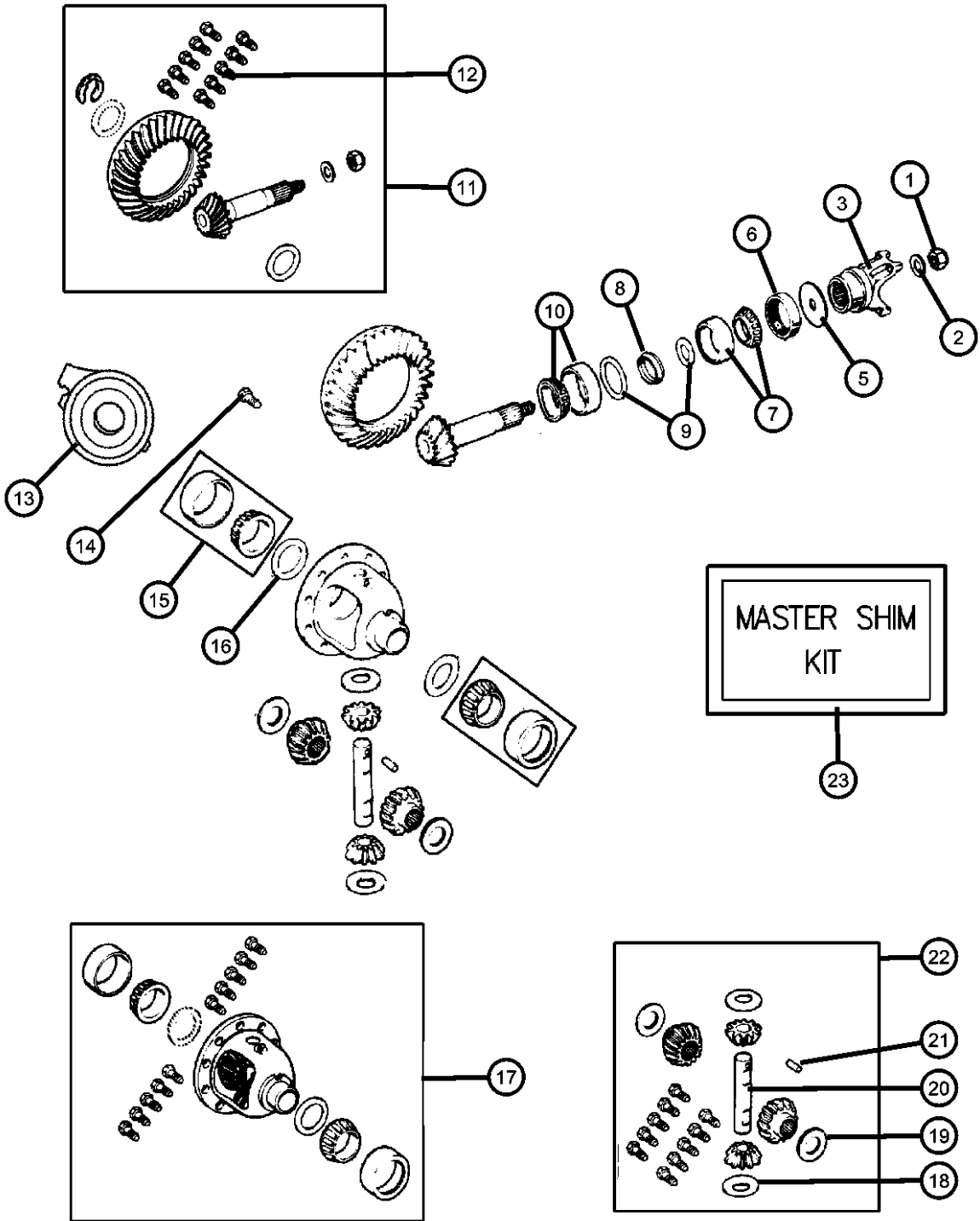
NOTE:DSB=Vari-Lok Progressive Axle—DHF=Quadra-Trac II on Demand 4 Wheel Drive System—DHP=Selec-Trac Full Time 4 Wheel Drive Sys

1									AXLE, Service Front
	05012446AB	1	J						[DME]
	04874468								Mopar SAE 80W-90 Gear Lube Quart Bottle
	68003054AA								Mopar SAE 80W-90 Gear Lube 16 Gallon Keg
	04874469								Mopar SAE 75W-140 Synthetic Gear and Axle Lube Quart
	68003055AA								Mopar SAE 75W-140 Synthetic Gear and Axle Lube 16 Gallon Keg
	05012513AB	1	U						[DME]
	04874468								Mopar SAE 80W-90 Gear Lube Quart Bottle
	68003054AA								Mopar SAE 80W-90 Gear Lube 16 Gallon Keg
	04874469								Mopar SAE 75W-140 Synthetic Gear and Axle Lube Quart
	68003055AA								Mopar SAE 75W-140 Synthetic Gear and Axle Lube 16 Gallon Keg
	05012520AB	1	J						[DME,DSB]
	05012774AB	1	U						[DME,DSB]
	05014403AB	1	J						[DMT]
	05014404AB	1	J						[DMT,DSB]
	05016423AB	1	U						[DMT]
	05016425AB	1	U						[DMT,DSB]



AR = use ase required - = Non illustrated part

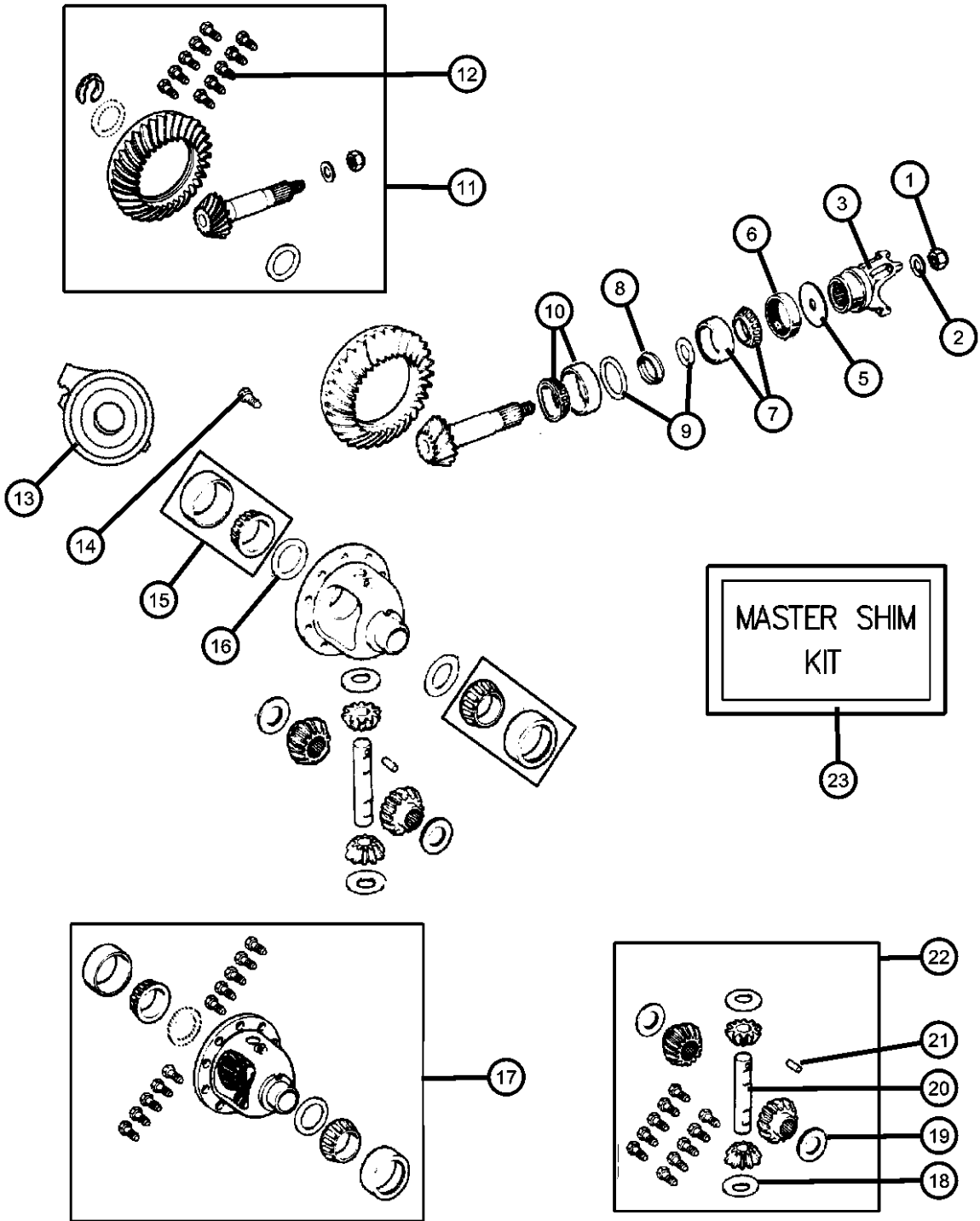
Differential, Front Axle  
Figure 2-610



ITEM	PART NUMBER	QTY	LINE	SERIES	BODY	ENGINE	TRANS	TRIM	DESCRIPTION
Note:Sales Codes; [DME]=Axle Ratio 3.73 [DMT]=Axle Ratio 3.91 [DSB]=Axle - Vari-Lok Progressive Front									
1	01791575	1	J						NUT, Pinion Yoke
		1	U						
2	01791576	1	J						WASHER, Pinion Yoke
		1	U						
3	05012444AA	1	J						YOKE, Axle
		1	U						
-4	05012453AA	1	J						O RING, Pinion Flange
		1	U						Fits Over Hub of Axle Yoke
									Fits Over Hub of Axle Yoke
5	04031974	1	J						SLINGER, Drive Pinion
		1	U						
6	05066446AA	1	J						SEAL, Drive Pinion
		1	U						
7	05252508	1	J						BEARING, Drive Pinion
		1	U						Bearing and Cup, Front
									Bearing and Cup, Front
8	04864845AB	1	U						SPACER
		1	J						Crush
									Crush
9	05017139AA	1	J						SHIM, Drive Pinion Bearing,
		1	U						Replacement Individual PINION
	05017140AA	1	J						Shims for Master Shim Kit
		1	U						5017134AA.
	05017141AA	1	J						[.052]
		1	U						[.052]
	05017142AA	1	J						[.053]
		1	U						[.053]
	05017143AA	1	J						[.054]
		1	U						[.054]
	05017144AA	1	J						[.055]
		1	U						[.055]
		1	J						[.056]
		1	U						[.056]
		1	J						[.057]

AR = use ase required - = Non illustrated part

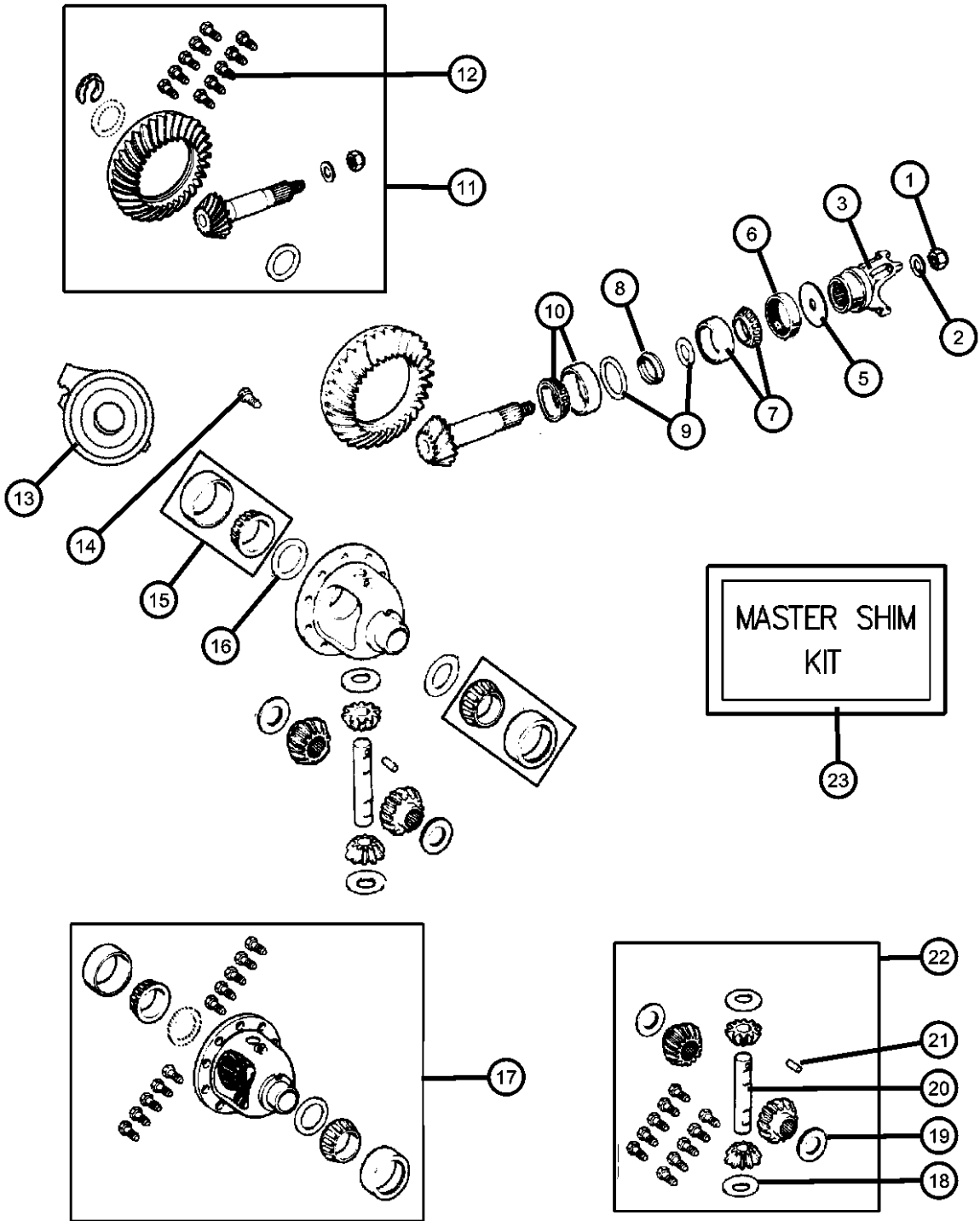
Differential, Front Axle  
Figure 2-610



ITEM	PART NUMBER	QTY	LINE	SERIES	BODY	ENGINE	TRANS	TRIM	DESCRIPTION
		1	U						[.057]
	05017145AA	1	J						[.058]
		1	U						[.058]
	05017146AA	1	J						[.059]
		1	U						[.059]
	05017149AA	1	J						[.060]
		1	U						[.060]
	05017150AA	1	J						[.061]
		1	U						[.061]
	05017151AA	1	J						[.062]
		1	U						[.062]
	05017152AA	1	J						[.063]
		1	U						[.063]
	05017153AA	1	J						[.064]
		1	U						[.064]
	05017154AA	1	J						[.065]
		1	U						[.065]
	05017155AA	1	J						[.066]
		1	U						[.066]
	05017156AA	1	J						[.067]
		1	U						[.067]
10									BEARING, Drive Pinion
	J8126499	1	J						Bearing and Cup, Rear
		1	U						Bearing and Cup, Rear
11									GEAR KIT, Ring And Pinion
	05012447AA	1	U						[DME]
	05012447AB	1	J						[DME]
	05014402AA	1	J						[DMT]
		1	U						[DMT]
12									BOLT KIT
	04720891	1	J						
		1	U						
13									PLENUM, Differential
	05012725AA	1	J						[DSB]
		1	U						[DSB]
14									SCREW, Drive Gear
	05252503	10	J						
		10	U						
15									BEARING, Differential
	J8126500	1	J						Consists of 2 Bearings and 2 Cups

AR = use ase required - = Non illustrated part

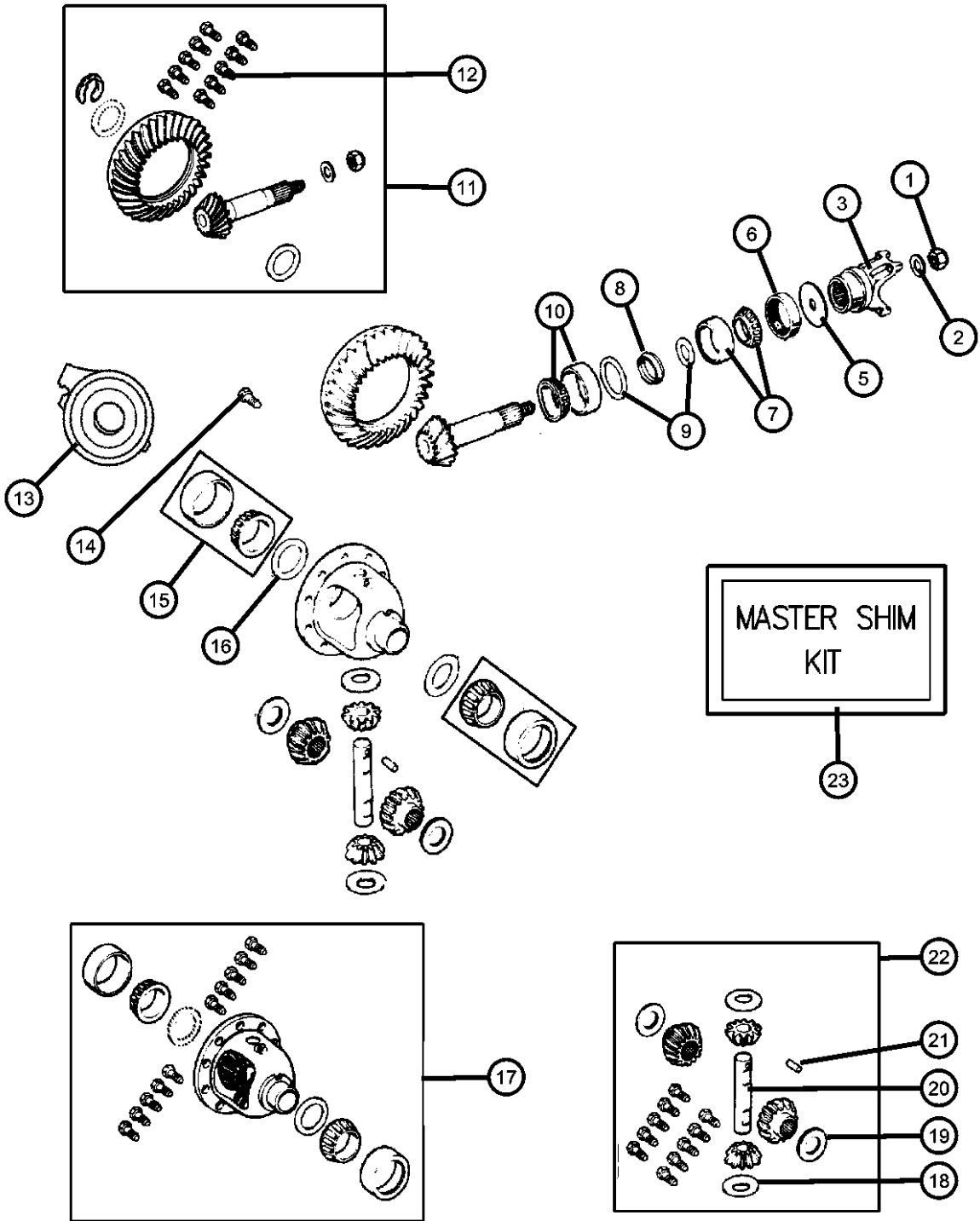
Differential, Front Axle  
Figure 2-610



ITEM	PART NUMBER	QTY	LINE	SERIES	BODY	ENGINE	TRANS	TRIM	DESCRIPTION
16		1	U						Consists of 2 Bearings and 2 Cups
									SHIM, Differential Bearing, Replacement Individual DIFFERENTIAL Shims for Master Kit 5017134AA
	05017218AA	1	J						[.109]
		1	U						[.109]
	05017219AA	1	J						[.110]
		1	U						[.110]
	05017220AA	1	J						[.111]
		1	U						[.111]
	05017221AA	1	J						[.112]
		1	U						[.112]
	05017222AA	1	J						[.113]
		1	U						[.113]
	05017223AA	1	J						[.114]
		1	U						[.114]
	05017224AA	1	J						[.115]
		1	U						[.115]
	05017225AA	1	J						[.116]
		1	U						[.116]
	05017226AA	1	J						[.117]
		1	U						[.117]
	05017227AA	1	J						[.118]
		1	U						[.118]
	05017228AA	1	J						[.119]
		1	U						[.119]
	05017229AA	1	J						[.120]
		1	U						[.120]
	05017230AA	1	J						[.121]
		1	U						[.121]
	05017231AA	1	J						[.122]
		1	U						[.122]
	05017232AA	1	J						[.123]
		1	U						[.123]
	05017233AA	1	J						[.124]
		1	U						[.124]
	05017234AA	1	J						[.125]
		1	U						[.125]
	05017235AA	1	J						[.126]
		1	U						[.126]

AR = use ase required - = Non illustrated part

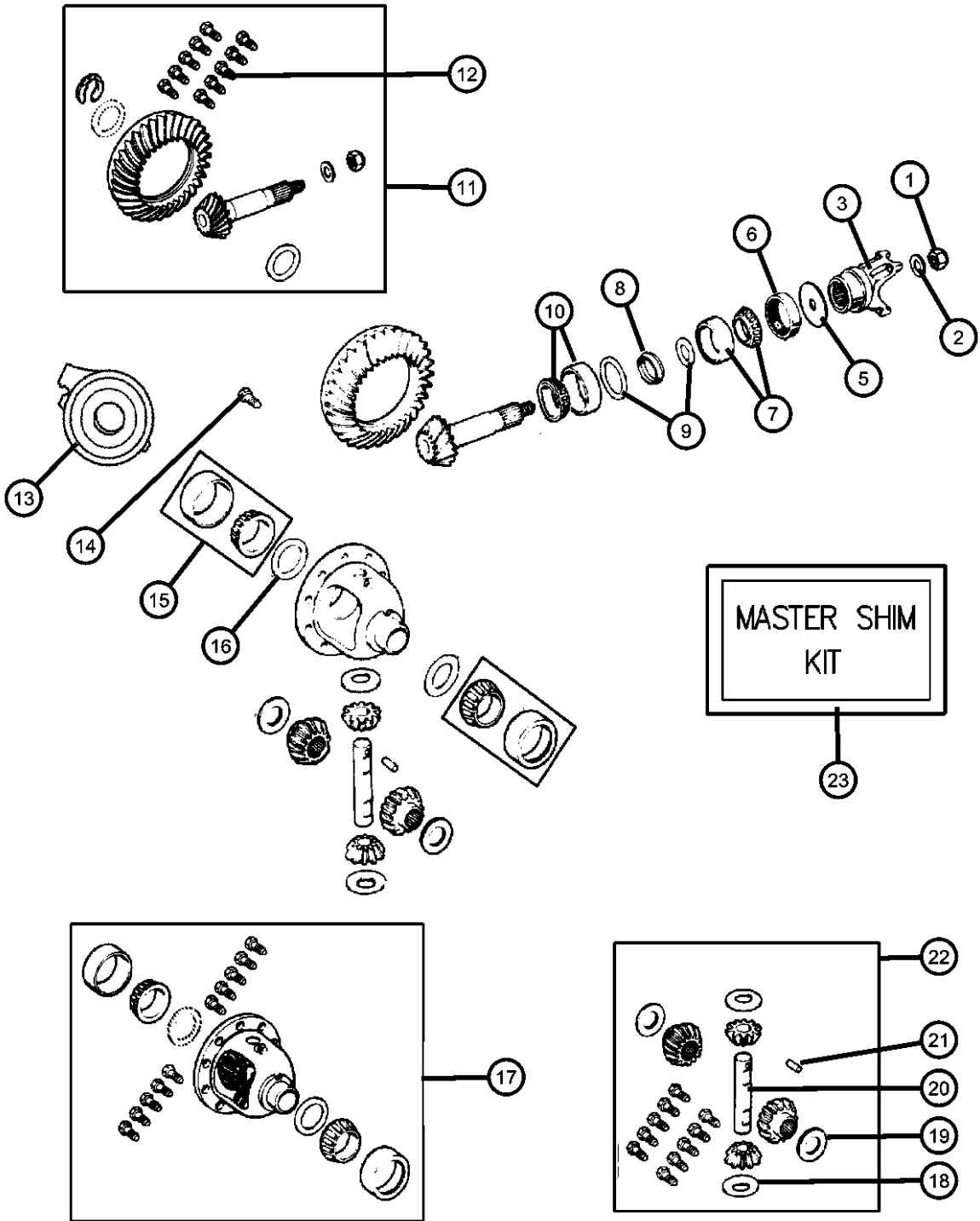
Differential, Front Axle  
Figure 2-610



ITEM	PART NUMBER	QTY	LINE	SERIES	BODY	ENGINE	TRANS	TRIM	DESCRIPTION
	05017236AA	1	J						[.127]
		1	U						[.127]
	05017237AA	1	J						[.128]
		1	U						[.128]
	05017238AA	1	J						[.129]
		1	U						[.129]
	05017239AA	1	J						[.130]
		1	U						[.130]
	05017240AA	1	J						[.131]
		1	U						[.131]
	05017241AA	1	J						[.132]
		1	U						[.132]
	05017242AA	1	J						[.133]
		1	U						[.133]
	05017243AA	1	J						[.134]
		1	U						[.134]
	05017244AA	1	J						[.135]
		1	U						[.135]
	05017245AA	1	J						[.136]
		1	U						[.136]
	05017246AA	1	J						[.137]
		1	U						[.137]
	05017247AA	1	J						[.138]
		1	U						[.138]
	05017248AA	1	J						[.139]
		1	U						[.139]
	05017249AA	1	J						[.140]
		1	U						[.140]
	05017250AA	1	J						[.141]
		1	U						[.141]
	05017251AA	1	J						[.142]
		1	U						[.142]
	05017252AA	1	J						[.143]
		1	U						[.143]
	05017253AA	1	J						[.144]
		1	U						[.144]
	05017254AA	1	J						[.145]
		1	U						[.145]
	05017255AA	1	J						[.146]
		1	U						[.146]

AR = use ase required - = Non illustrated part

Differential, Front Axle  
Figure 2-610



ITEM	PART NUMBER	QTY	LINE	SERIES	BODY	ENGINE	TRANS	TRIM	DESCRIPTION
	05017256AA	1	J						[.147]
		1	U						[.147]
	05017257AA	1	J						[.148]
		1	U						[.148]
17	05012519AA	1	U						CASE, Differential
		1	J						[DME,DMT,DSB] With Internal Parts,without Item 15
	05252590	1	J						[DME,DMT] Includes Items 15,22
		1	U						[DME,DMT] Includes Items 15,22
18	J8120831	2	J						WASHER, Flat
		2	U						Pinion Gear-Without [DSB], Thrust
									Pinion Gear-Without [DSB], Thrust
19	J8133724	2	J						WASHER, Flat
		2	U						Side Gear-Without [DSB], Thrust
									Side Gear-Without [DSB], Thrust
20	05003840AA	1	J						SHAFT, Differential
		1	U						Without [DSB]
									Without [DSB]
21	01791563	1	J						PIN, Differential Shaft
		1	U						Without [DSB]
									Without [DSB]
22	05252591	1	J						GEAR KIT, Center Differential
		1	U						
23									SHIM KIT, Differential, Master Shim Kit for the Complete Differential including All PINION Shims and all DIFFERENTIAL Shims.
	05017134AA	1	J						
		1	U						

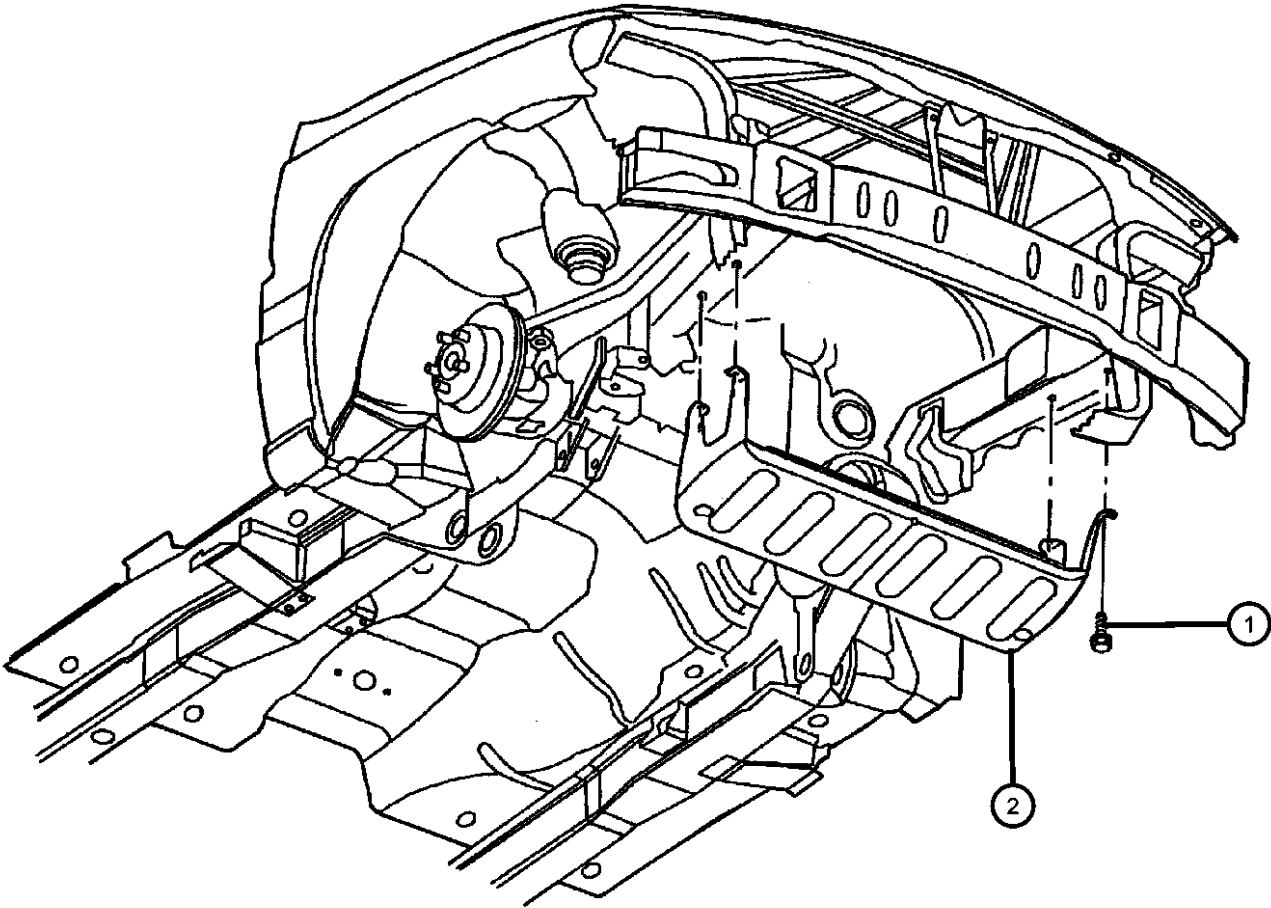
AR = use ase required - = Non illustrated part

Skid Plate, Front Axle  
Figure 2-810

ITEM	PART NUMBER	QTY	LINE	SERIES	BODY	ENGINE	TRANS	TRIM	DESCRIPTION
------	----------------	-----	------	--------	------	--------	-------	------	-------------

NOTES:  
ERO = All 4.0L 6 Cyl Gas Engine  
EVO = All 4.7L Engine Gas Engine  
EX0 = All 3.0/3.1L Turbo Diesel Engines  
J = 4WD - Left Hand Drive

1	06505961AA	4							SCREW AND WASHER, Hex Head, M10x1.5x40
2	52059165AA	1				EX0			SKID PLATE, Front



AR = use ase required    - = Non illustrated part

# Group - 3

## Rear Axle

### Group - 3 Rear Axle

Illustration Title

Group-Fig. No.

**Rear Axle**  
Axle Assembly,Rear.....

Fig. 3 - 110

**Differential and Housing**  
Housing,Rear Axle,Dana Model 44/226MM.....  
Differential,Without Vari-Lok Progressive [DSC],Dana Model 44/226MM .....  
Differential,With Vari-Lok Progressive [DSC],Dana Model 44/226MM .....

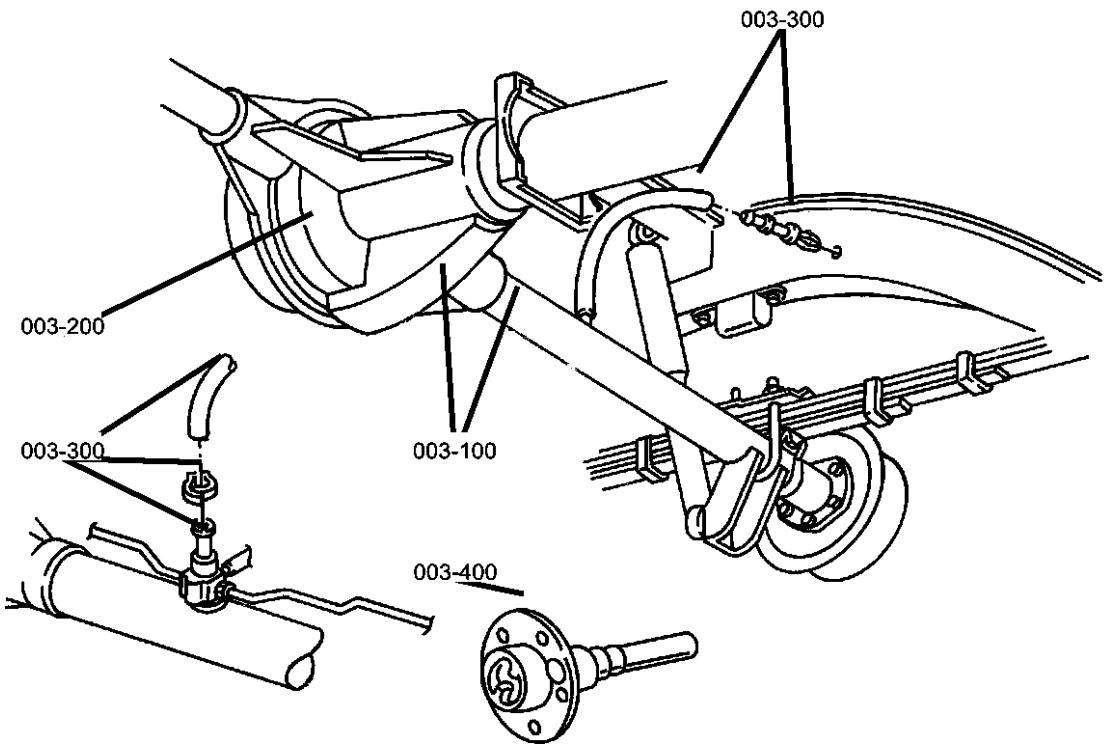
Fig. 3 - 210  
Fig. 3 - 220  
Fig. 3 - 230

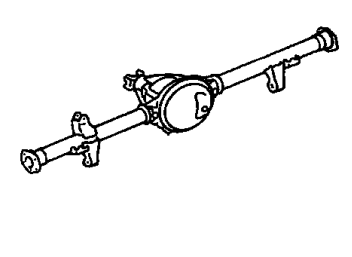
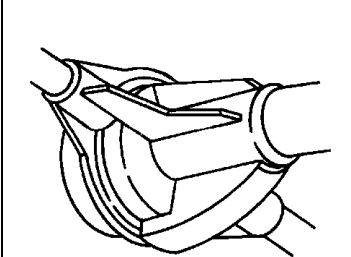
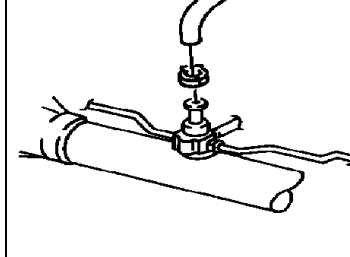
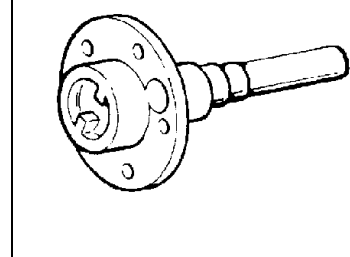
**Rear Axle Vent**  
Rear Axle Vent .....

Fig. 3 - 310

**Rear Axle Shafts**  
Shaft , Rear Axle .....

Fig. 3 - 410



<div>003-100</div> <div>Rear Axle</div> <div></div>	<div>003-200</div> <div>Differential and Housing</div> <div></div>	<div>003-300</div> <div>Rear Axle Vent</div> <div></div>	<div>003-400</div> <div>Rear Axle Shafts</div> <div></div>
---	---	--	---



Axle Assembly,Rear  
Figure 3-110

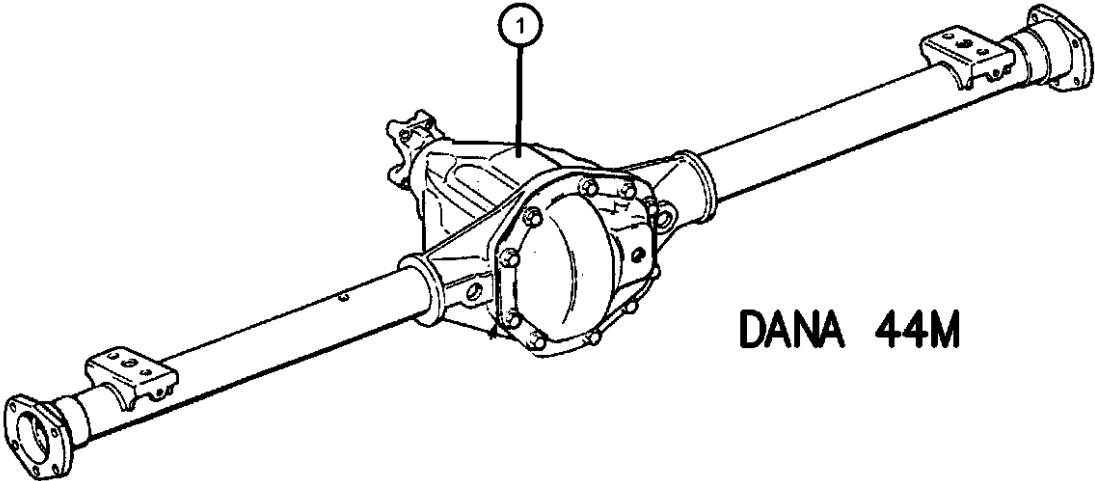
ITEM	PART NUMBER	QTY	LINE	SERIES	BODY	ENGINE	TRANS	TRIM	DESCRIPTION
------	----------------	-----	------	--------	------	--------	-------	------	-------------

Note:Sales Codes;  
[DME]=Axle Ratio - 3.73  
[DMT]=Axle Ratio [3.91]  
[DRK]=Axle,Rear,Dana 44/226MM  
[DSC]=Vari-Lok Progressive Axle

1

05012843AA	1
05012868AA	1
05014364AA	1
05015075AA	1

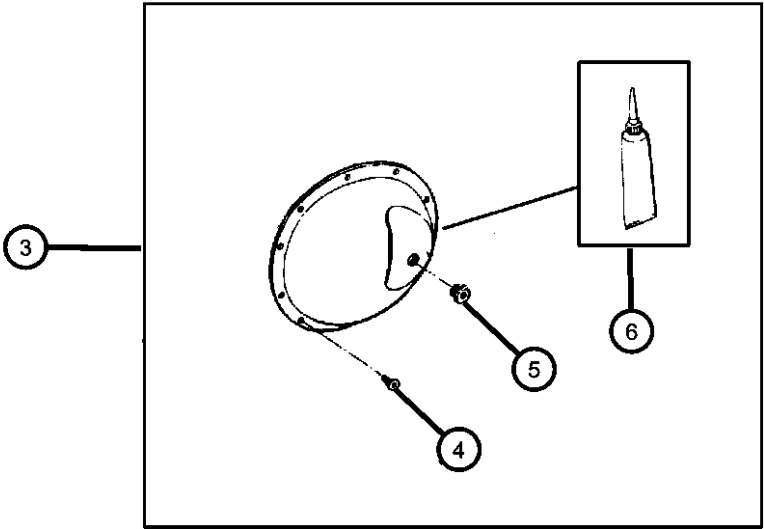
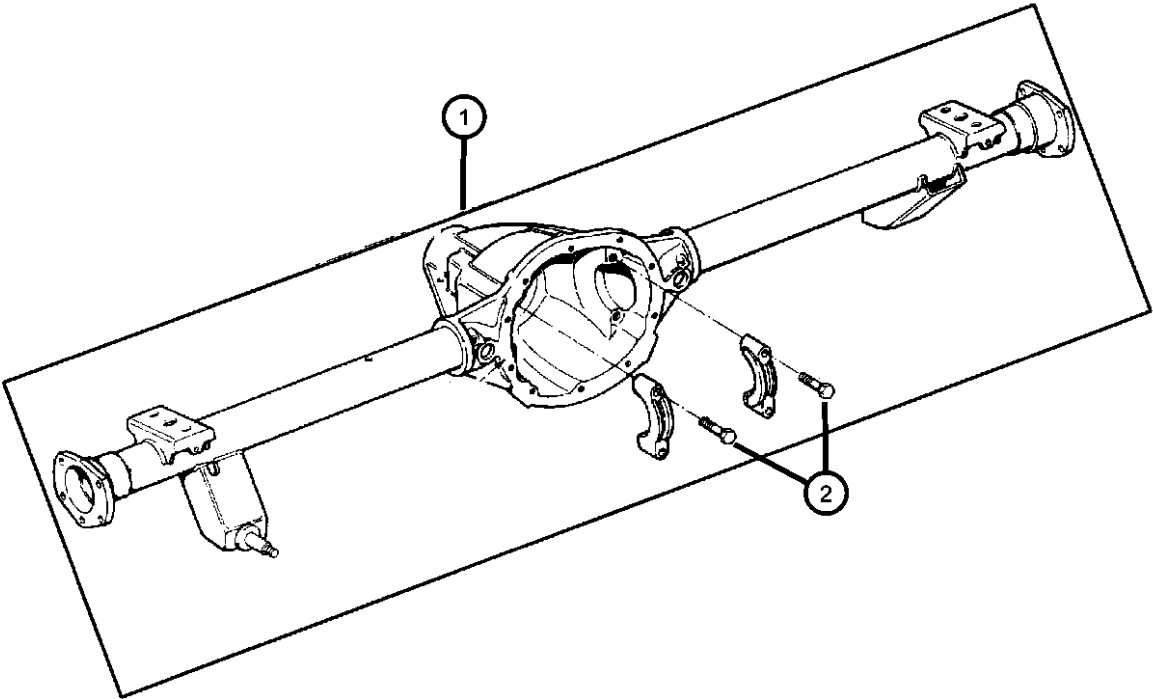
AXLE, Service Rear  
[DRK,DME] Tag 52099129AC  
[DRK,DME,DSC] Tag  
52099426AC  
[DRK,DMT,DSC] Tag  
52111202AB  
[DRK,DMT] Tag 52111203AA



AR = use ase required - = Non illustrated part

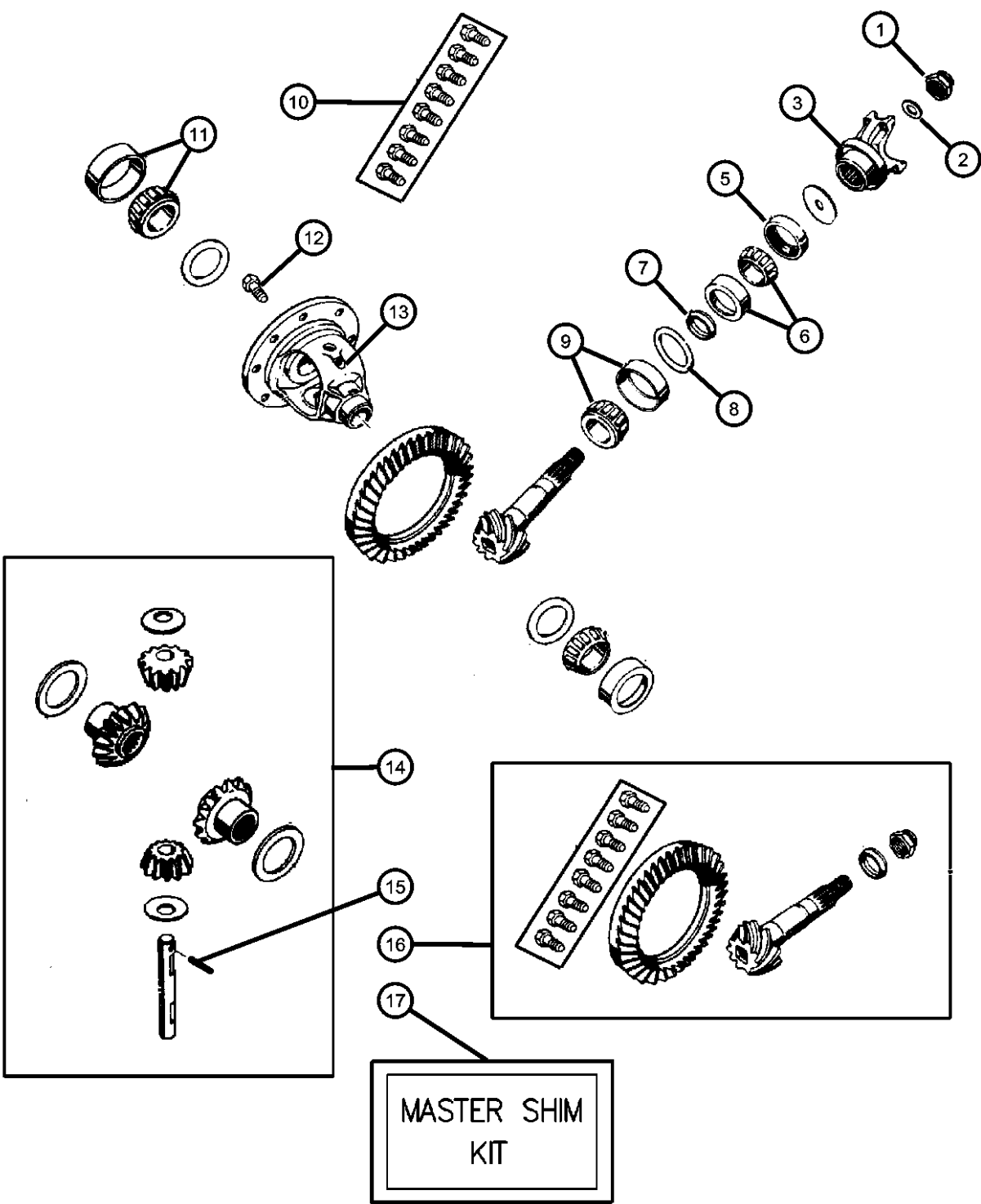
Housing,Rear Axle,Dana Model 44/226MM  
Figure 3-210

ITEM	PART NUMBER	QTY	LINE	SERIES	BODY	ENGINE	TRANS	TRIM	DESCRIPTION
1	05012837AA	1							HOUSING, Axle
2	J4006553	4							BOLT, Differential
3	05012842AA	1							COVER, Differential
4	J4006708	10							SCREW, Pan Head, .312-18x.56
5	05252504	1							PLUG, Differential Cover
6	04318025	1							SEALANT, RTV



AR = use ase required - = Non illustrated part

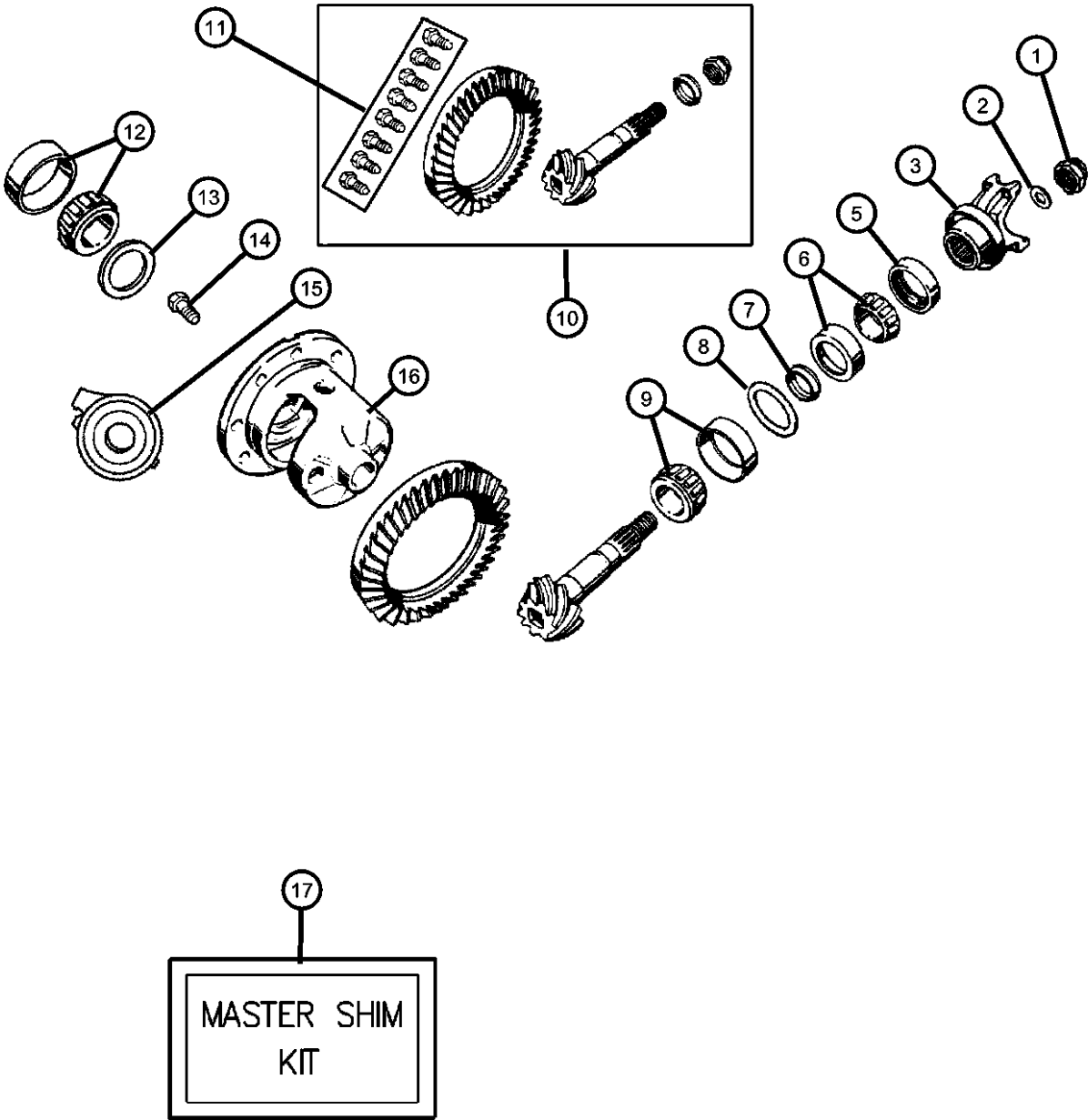
Differential,Without Vari-Lok Progressive [DSC],Dana Model 44/226MM  
Figure 3-220



ITEM	PART NUMBER	QTY	LINE	SERIES	BODY	ENGINE	TRANS	TRIM	DESCRIPTION
Note:Sales Codes; [DME]=Axle Ratio - 3.73 [DMT]=Axle Ratio [3.91] [DRK]=Axle,Rear,Dana 44/226MM [DSC]=Vari-Lok Progressive Axle									
1	01795173	1							NUT, Pinion Yoke
2	01795175	1							WASHER, Pinion Yoke
3									YOKE, Axle
	05012840AA	1							[EX0]
	05015003AA	1							
-4	05012847AA	1							
	05012846AA	1							
5	05012846AA	1							O RING, Pinion Flange, Fits Over Hub of Axle Yoke
6	04864210	1							SEAL, Drive Pinion
7	04864214	1							BEARING, Drive Pinion, Bearing and Cup, Front
8									SPACER, Crush
	04856368	1							SHIM KIT, Pinion Shaft
	04856369	1							
	04856370	1							
	04856371	1							
	04856371	1							
9	04746979	1							BEARING, Drive Pinion, Bearing and Cup, Rear
10	05012810AC	1							BOLT KIT, 7/16-20 x.750' Ring Gear Bolts
11	04864213	1							BEARING, Differential Case, Consists of 2 Bearing and 2 Cups
12	05252503	10							SCREW, Drive Gear, 3/8-24x.827' Ring Gear Bolts
13									CASE, Differential
	04856357	1							With 7/16-20 x.750' Ring Gear Bolts-Includes Items 12,14,15
	05019855AA	1							
14	04856366	1							With 3/8-24x.827' Ring Gear Bolts-Includes Items 10,14,15
15	05015223AA	1							GEAR KIT, Center Differential
16									PIN, Differential Shaft
	05012841AA	1							GEAR KIT, Ring And Pinion
	05014357AA	1							
	05019854AB	1							
	05019869AB	1							
	05019869AB	1							
17									SHIM KIT, Differential
	05010911AA	1							0.111' TO 0.123
	05010913AA	1							0.126'TO 0.138
	05010916AA	1							0.141' TO 0.153

AR = use ase required - = Non illustrated part

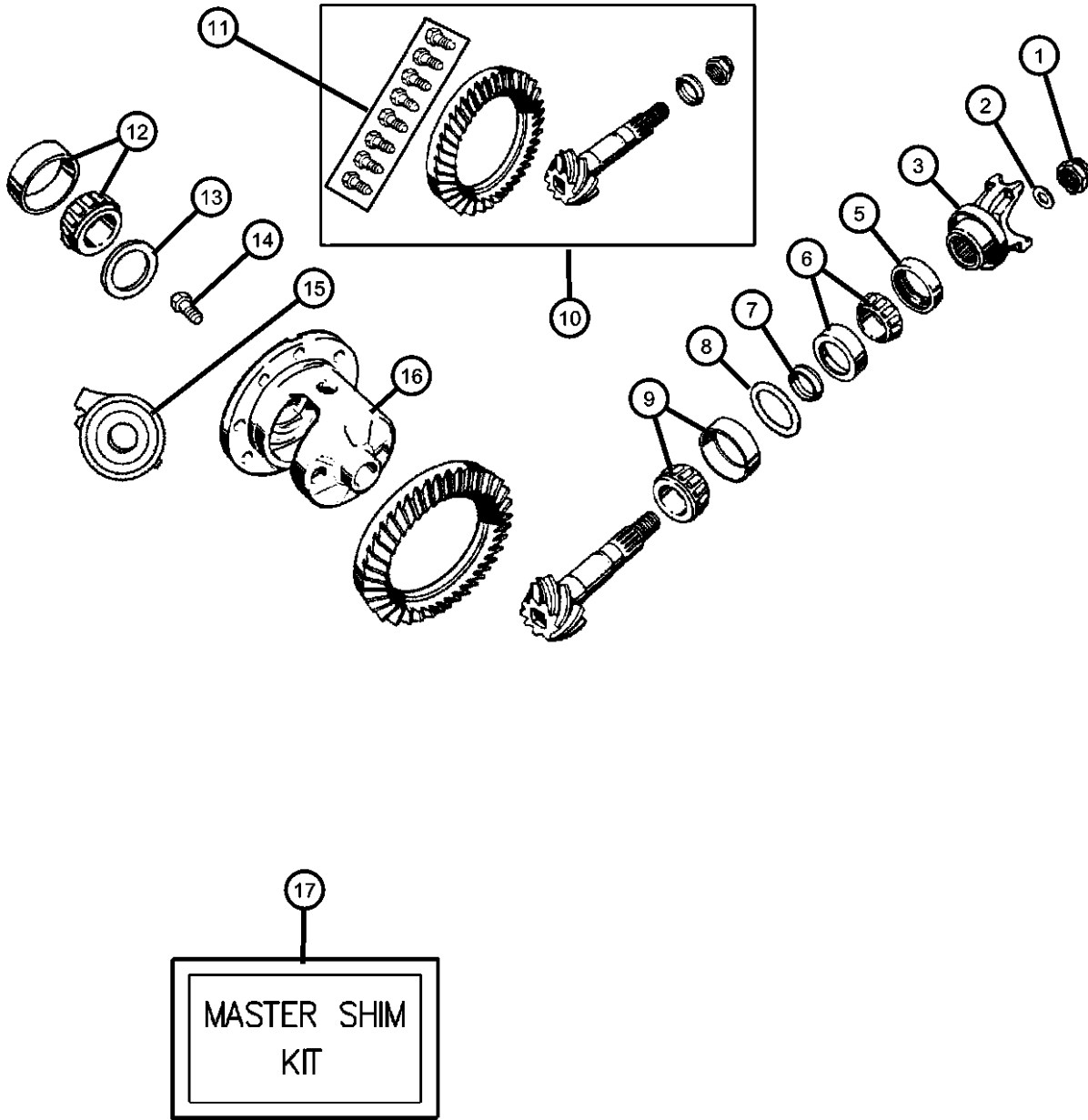
Differential,With Vari-Lok Progressive [DSC],Dana Model 44/226MM  
Figure 3-230



ITEM	PART NUMBER	QTY	LINE	SERIES	BODY	ENGINE	TRANS	TRIM	DESCRIPTION
Note:Sales Codes; [DME]=Axle Ratio - 3.73 [DMT]=Axle Ratio [3.91] [DRK]=Axle,Rear,Dana 44/226MM [DSC]=Vari-Lok Progressive Axle									
1	01795173	1							NUT, Pinion Yoke
2	01795175	1							WASHER, Pinion Yoke
3									YOKE, Axle
	05012840AA	1							[ER0,EV0]
	05015003AA	1							EX0]
-4	05012847AA	1							O RING, Pinion Flange, Fits Over Hub of Axle Yoke
5	05012846AA	1							SEAL, Drive Pinion
6	04864210	1							BEARING, Drive Pinion, Bearing and Cup, Front
7	04864214	1							SPACER, Crush
8									SHIM KIT, Pinion Shaft
	04856368	1							.035' TO .039
	04856370	1							.045 TO .049
	04856369	1							.040' TO .044
	04856371	1							.050' TO .054
9	04746979	1							BEARING, Drive Pinion, Bearing and Cup, Rear
10									GEAR KIT, Ring And Pinion
	05014357AA	1							[DMT] With 3/8-24 x .827' Ring Gear Bolts
	05012841AA	1							[DME] With 3/8-24 x .827' Ring Gear Bolts
	05019854AB	1							[DME] With 7/16-20 x .750' ring gear bolt
	05019869AB	1							[DMT] With 7/16-20 x .750' ring gear bolt
11	05012810AC	1							BOLT KIT, 7/16-20 x .750' ring gear bolt
12	04864213	1							BEARING, Differential Case, Contains 2 Bearings and 2 Cups
13									SHIM KIT, Differential, Replacement Individual DIFFERENTIAL Shims for Master Shim Kit 5017215AA
	05010911AA	1							0.111' TO 0.123
	05010913AA	1							0.126' TO 0.138
	05010916AA	1							0.141' TO 0.153'
14	05252503	10							SCREW, Drive Gear, 3/8-24 x .827' Ring Gear Bolts
15	05012870AA	1							PLENUM, Differential
16									CASE, Differential
	05012869AA	1							With 3/8-24 x .827' Ring Gear Bolts

AR = use ase required - = Non illustrated part

Differential,With Vari-Lok Progressive [DSC],Dana Model 44/226MM  
Figure 3-230



ITEM	PART NUMBER	QTY	LINE	SERIES	BODY	ENGINE	TRANS	TRIM	DESCRIPTION
	05019867AA	1							With 7/16-20 x .750" Ring Gear Bolts
17	05017215AA	1							SHIM KIT, Differential, Contains All Shims in Items 8,13
-18	05015223AA	1							PIN, Differential Shaft

AR = use ase required - = Non illustrated part

Rear Axle Vent  
Figure 3-310

ITEM	PART NUMBER	QTY	LINE	SERIES	BODY	ENGINE	TRANS	TRIM	DESCRIPTION
------	----------------	-----	------	--------	------	--------	-------	------	-------------

NOTES:ER0=4.0L 6 Cylinder Engine—EV0=4.7L Gas Engine

1 VENT, Axle

83504653 1 J

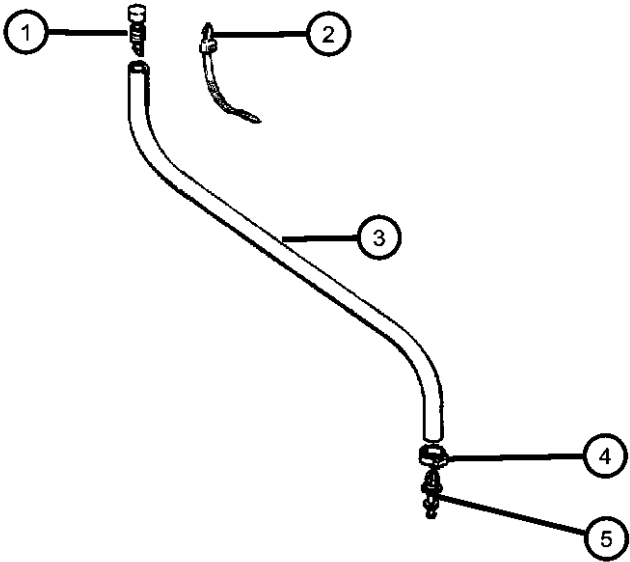
1 U

2 TIE STRAP

3 HOSE, Axle Vent

4 CLIP, Lower Clamp to Screw

5 SCREW, Brake Tee, .437-20x2.07,  
Double Ended Stud



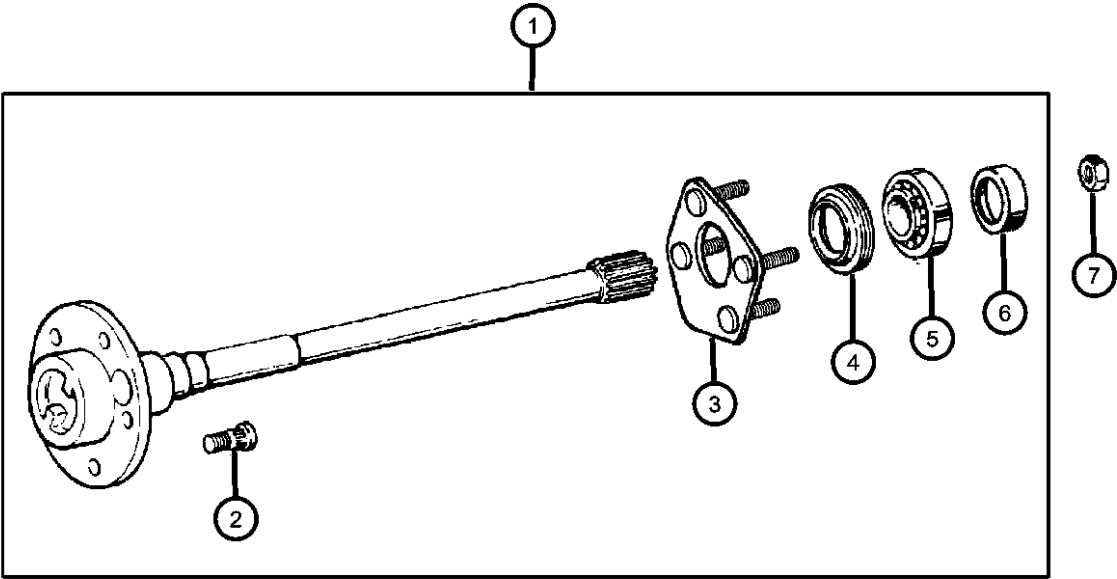
AR = use ase required - = Non illustrated part

Shaft , Rear Axle  
 Figure 3-410

ITEM	PART NUMBER	QTY	LINE	SERIES	BODY	ENGINE	TRANS	TRIM	DESCRIPTION
------	-------------	-----	------	--------	------	--------	-------	------	-------------

NOTES:  
 DME = Axle - Ratio 3.73  
 DMT = Axle - Ratio 3.91  
 DRK = Rear Axle, 2950# Dana 44/226MM  
 DSC = Vari-Lok Differential

1									SHAFT, Axle
	05012850AA	1							Without [DSC], Right
	05012851AA	1							Without [DSC], Left
	05012872AA	1							With [DSC], Right
	05012873AA	1							With [DSC], Left
2	52098680	5							BOLT, Hub and Rotor
3	05012827AA	1							RETAINER, Axle Shaft Seal
4	05012824AA	1							SEAL, Axle Drive Shaft
5	05012825AA	1							BEARING, Axle Shaft
6	05012826AA	1							RING, Axle Shaft
7	J9411783	8							NUT, Hex Flange Lock



Group - 4

Parking Brake


Group - 4 Parking Brake

Illustration Title

Group-Fig. No.

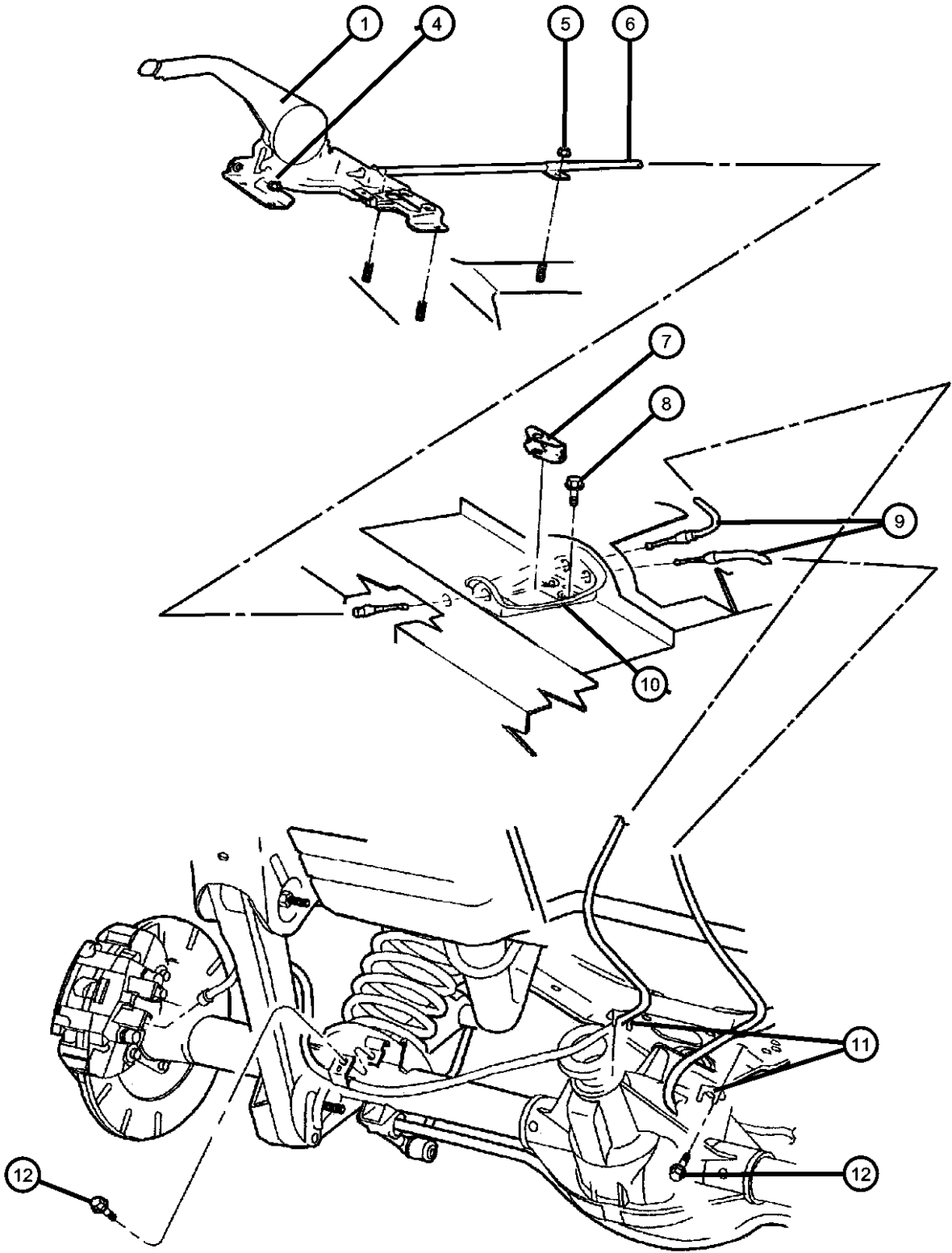
Parking Brake Lever and Cables

Lever And Cable - Parking Brake .....	Fig. 4 - 110
Rear Parking Brake Assembly .....	Fig. 4 - 120

<div><div>004-100</div><div>Parking Brake Lever and Cables</div><div></div></div>			
--	--	--	--



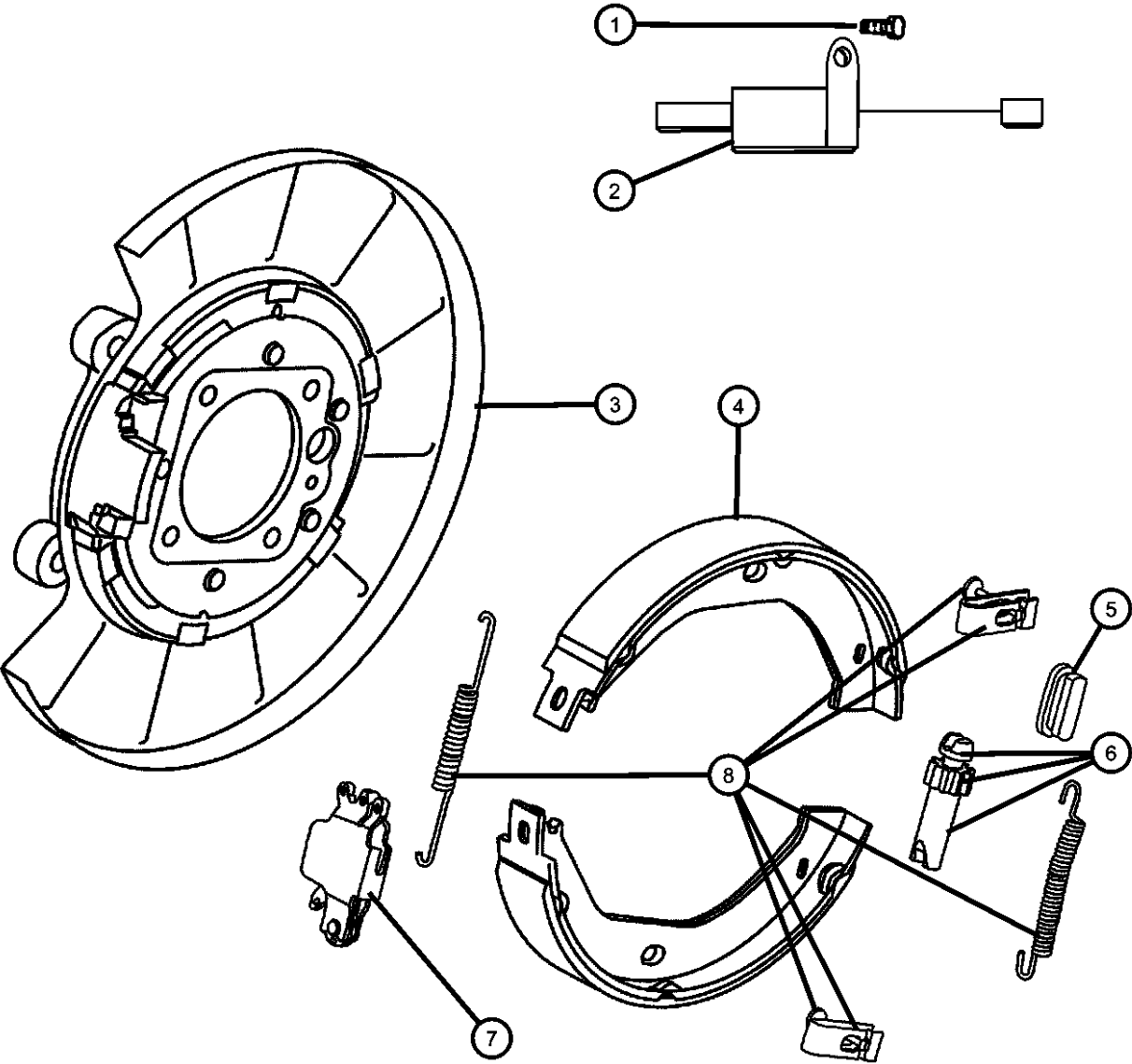
Lever And Cable - Parking Brake  
Figure 4-110



ITEM	PART NUMBER	QTY	LINE	SERIES	BODY	ENGINE	TRANS	TRIM	DESCRIPTION
1	52128246AF	1							LEVER, Park Brake
-2	52127960	1							SWITCH, Parking Brake
-3	05016265AA	1							COVER, Parking Brake
4	06505245AA	4							NUT, M8x1.25
5	06505245AA	4							NUT AND WASHER, M6x1.00, (NOT SERVICED)
6	52128243AA	1							CABLE, Parking BrakeFront
7	52128126	1							EQUALIZER, Parking Brake Cable
8	06502734	3							SCREW, M6x1x20
9									CABLE, Parking Brake
	52128118AC	1							Right, Rear
	52128119AC	1							Left, Rear
10	52128236AB	1							BRACKET, Cable
11	52128224AB	2							BRACKET, Cable
12	52128224AB	2							SCREW, Hex Flange Head, M8x1.25x25.00, (NOT SERVICED)
-13	55196859AB	1							BRACKET, Console

AR = use ase required - = Non illustrated part

Rear Parking Brake Assembly  
Figure 4-120



ITEM	PART NUMBER	QTY	LINE	SERIES	BODY	ENGINE	TRANS	TRIM	DESCRIPTION
Note: 5014038AA Spring Kit , contains 2 Brake Shoe Hold Down Pins, 2 Parking Brake Hold Down Clips,1 Park Brake Shoe Return Spring Upper a									
1	05012814AA	2							BOLT, ABS SensorRight or Left
2									SENSOR, Wheel Speed
	56041308AA	1							Right
	56041509AA	1							Left
3	05011982AA	1							PLATE, Brake BackingRight or Left
4	05011988AA	1							SHOE AND LINING KIT, Parking BrakeRight or Left
	BHKP7306								Mopar Parking Brake Hardware Kit
5	05012354AA	1							PLUG, Brake Adjusting HoleRight or Left
6	05011993AA	1							ADJUSTER, Parking BrakeRight or Left
7	05011994AA	1							LEVER, Park BrakeRight or Left
8	05014038AA	1							SPRING KIT, Brake Shoe Hold Down, See Note At Top of Page, Right or Left

AR = use ase required - = Non illustrated part

# Group - 5

## Service Brakes

### Group - 5 Service Brakes

Illustration Title

Group-Fig. No.

#### Front Brakes

Front Disc Brake Caliper 'Continental Teves'and Rotor ..... Fig. 5 - 110

Front Disc Brake Caliper 'Akebono'and Rotor ..... Fig. 5 - 120

#### Rear Brakes

Rear Disc Brake Caliper ..... Fig. 5 - 210

#### Power Brake Booster

Power Brake Booster ..... Fig. 5 - 310

#### Brake Master Cylinder

Master Cylinder & Booster..... Fig. 5 - 410

Hydraulic Control Unit..... Fig. 5 - 420

#### Brake Lines and Hoses

Brakes Lines,Front,Right ..... Fig. 5 - 510

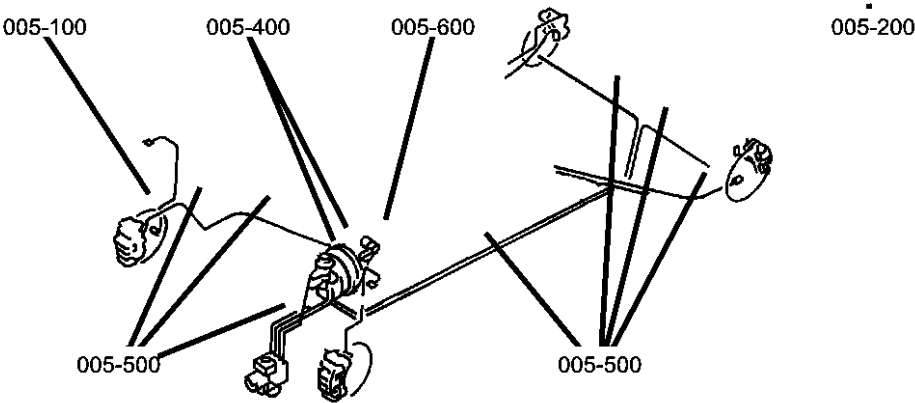
Brakes Lines,Front,Left,and Rear..... Fig. 5 - 520

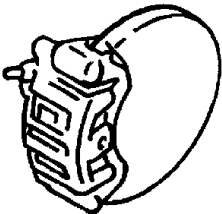
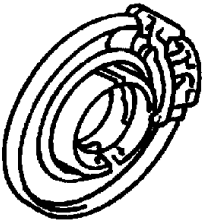
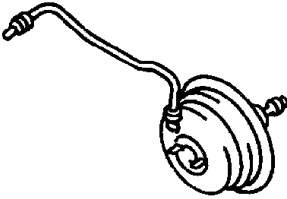
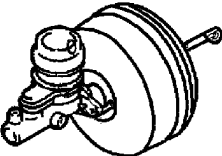
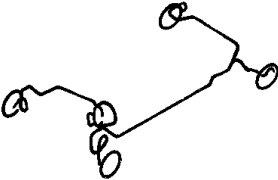

Front Brake Hose at Caliper..... Fig. 5 - 530

Rear Brake Lines and Hoses..... Fig. 5 - 540

#### Brake Pedals

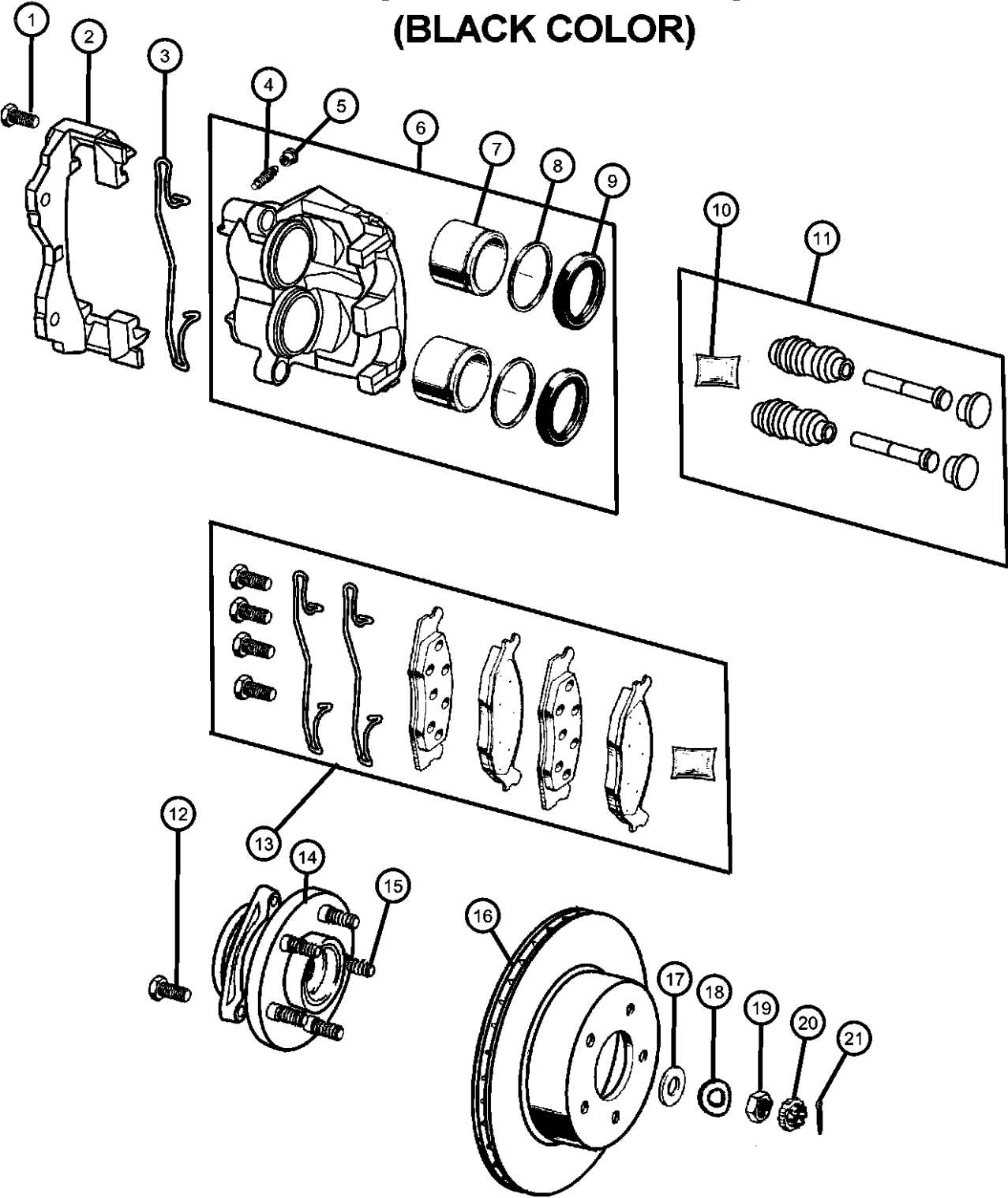
Brake Pedal & Bracket..... Fig. 5 - 610



<div>005-100</div> <div>Front Brakes</div> <div></div>	<div>005-200</div> <div>Rear Brakes</div> <div></div>	<div>005-300</div> <div>Power Brake Booster</div> <div></div>	<div>005-400</div> <div>Brake Master Cylinder</div> <div></div>
<div>005-500</div> <div>Brake Lines and Hoses</div> <div></div>	<div>005-600</div> <div>Brake Pedals</div> <div></div>		

Front Disc Brake Caliper 'Continental Teves'and Rotor  
Figure 5-110

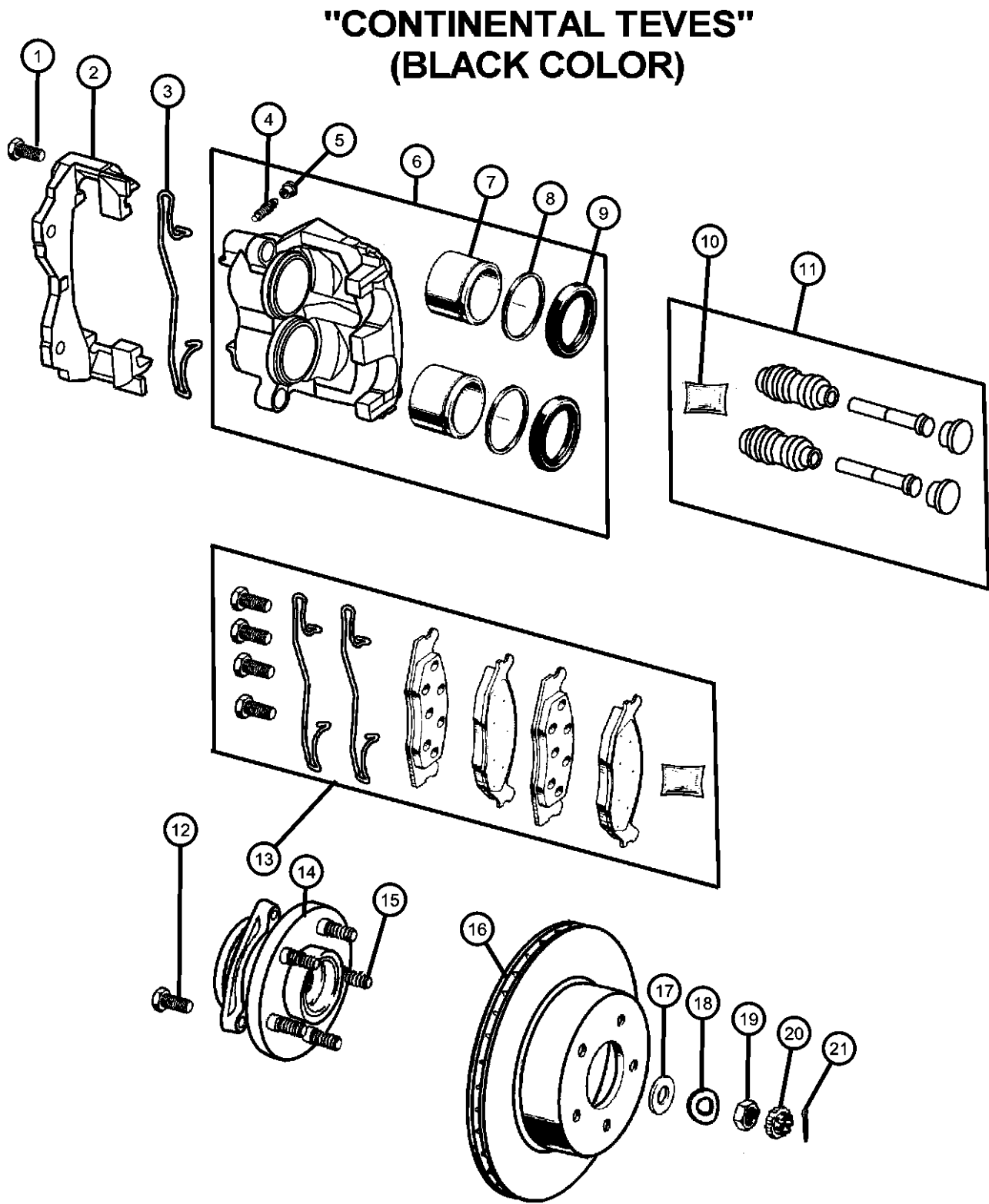
"CONTINENTAL TEVES"  
(BLACK COLOR)



ITEM	PART NUMBER	QTY	LINE	SERIES	BODY	ENGINE	TRANS	TRIM	DESCRIPTION
1	05012437AA	4	U						BOLT
		4	J						Caliper Bracket, Mounting
2	05011979AA	1	U						Caliper Bracket, Mounting
		1	J						BRACKET
3	05011971AA	1	U						Caliper, Mounting
		1	J						Caliper, Mounting
4	04126879	1	U						SPRING, Brake Shoe Hold Down
		1	J						
5	04126733	1	U						BLEEDER SCREW, Brake
		1	J						
6	05011972AA	1	U						CAP, Bleeder
		1	J						
7	05011973AA	1	U						CALIPER, Disc Brake
		1	J						Right
		1	U						Right
		1	U						Left
		1	J						Left
8	05011983AA	2	U						PISTON, Brake
		2	J						
9	05011984AA	2	U						SEAL, Caliper Piston
		2	J						
10	05011985AA	2	U						BOOT, Brake Piston
		2	J						
11	05011987AA	1	U						GREASE, Packet
		1	J						PIN KIT, Disc Brake
12	05011981AA	1	U						
		1	J						
13	05012436AA	6	J						BOLT
		6	U						Hub and Bearing, Mounting
									Hub and Bearing, Mounting
									PAD KIT, Front Disc Brake
	05018592AA	1	U						
	VOET3592								Make It Original Brake Kit
	BHKH5649								Mopar V-Line Alternative Part
									Disc Hardware

AR = use ase required - = Non illustrated part

Front Disc Brake Caliper 'Continental Teves'and Rotor  
Figure 5-110

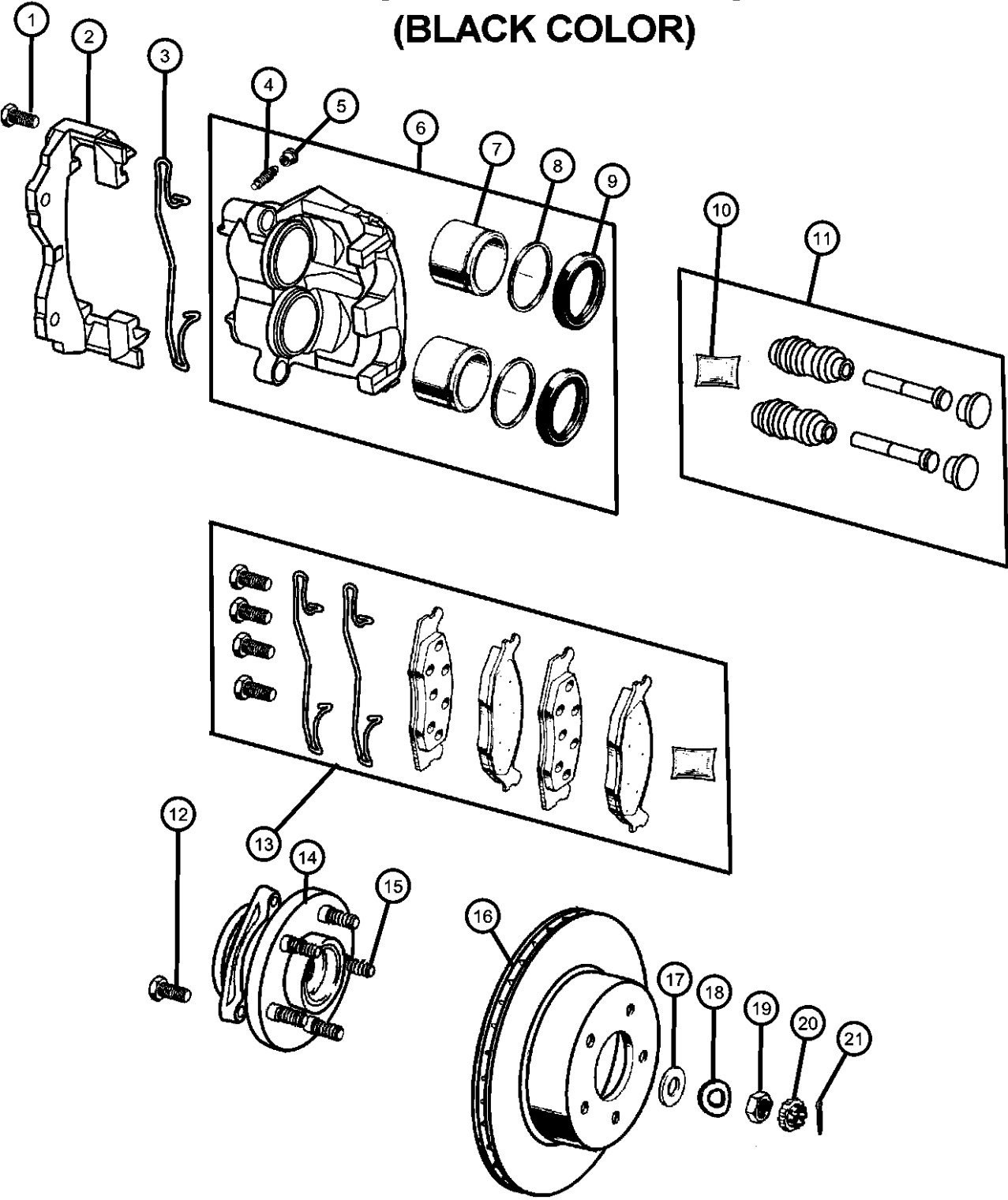


ITEM	PART NUMBER	QTY	LINE	SERIES	BODY	ENGINE	TRANS	TRIM	DESCRIPTION
	BHKH5025								Mopar V-Line Alternative Part
	V1013592AB								Caliper Bolts
	VWJT3592								Mopar V-Line Alternative Part
	VHDWJ592								Make It New Brake Kits
	VCWJ3592AA								Keep It New
	V3013592AB								Make It Ceramic Brake Kit
		1	J						Mopar V-Line Alternative Part
									Ceramic
	VOET3592								Make It Original Brake Kit
	BHKH5649								Mopar V-Line Alternative Part
	BHKH5025								Disc Hardware
	V1013592AB								Mopar V-Line Alternative Part
	VWJT3592								Caliper Bolts
	VHDWJ592								Mopar V-Line Alternative Part
	VCWJ3592AA								Make It New Brake Kits
	V3013592AB								Keep It New
									Make It Ceramic Brake Kit
									Mopar V-Line Alternative Part
									Ceramic
14									HUB AND BEARING, Brake
	52098679AD	2	J						
		2	U						
15									BOLT, Hub and Rotor
	06036388AA	5							15.3mm Around Serations, Right or Left
	06036424AA	5	U						16.3mm Around Serations, Right or Left
		5	J						16.3mm Around Serations, Right or Left
16									ROTOR, Brake
	52098672	2	U						
	V5018672								Mopar V-Line Alternative Brake Rotors
		2	J						
	V5018672								Mopar V-Line Alternative Brake Rotors
17									WASHER, Flat
	J4200096	2	J						
		2	U						
18									WASHER, Wave
	04740749	2	U						
		2	J						
19									NUT, Hex
	J4200095	2	U						
		2	J						

AR = use ase required - = Non illustrated part

Front Disc Brake Caliper 'Continental Teves'and Rotor  
Figure 5-110

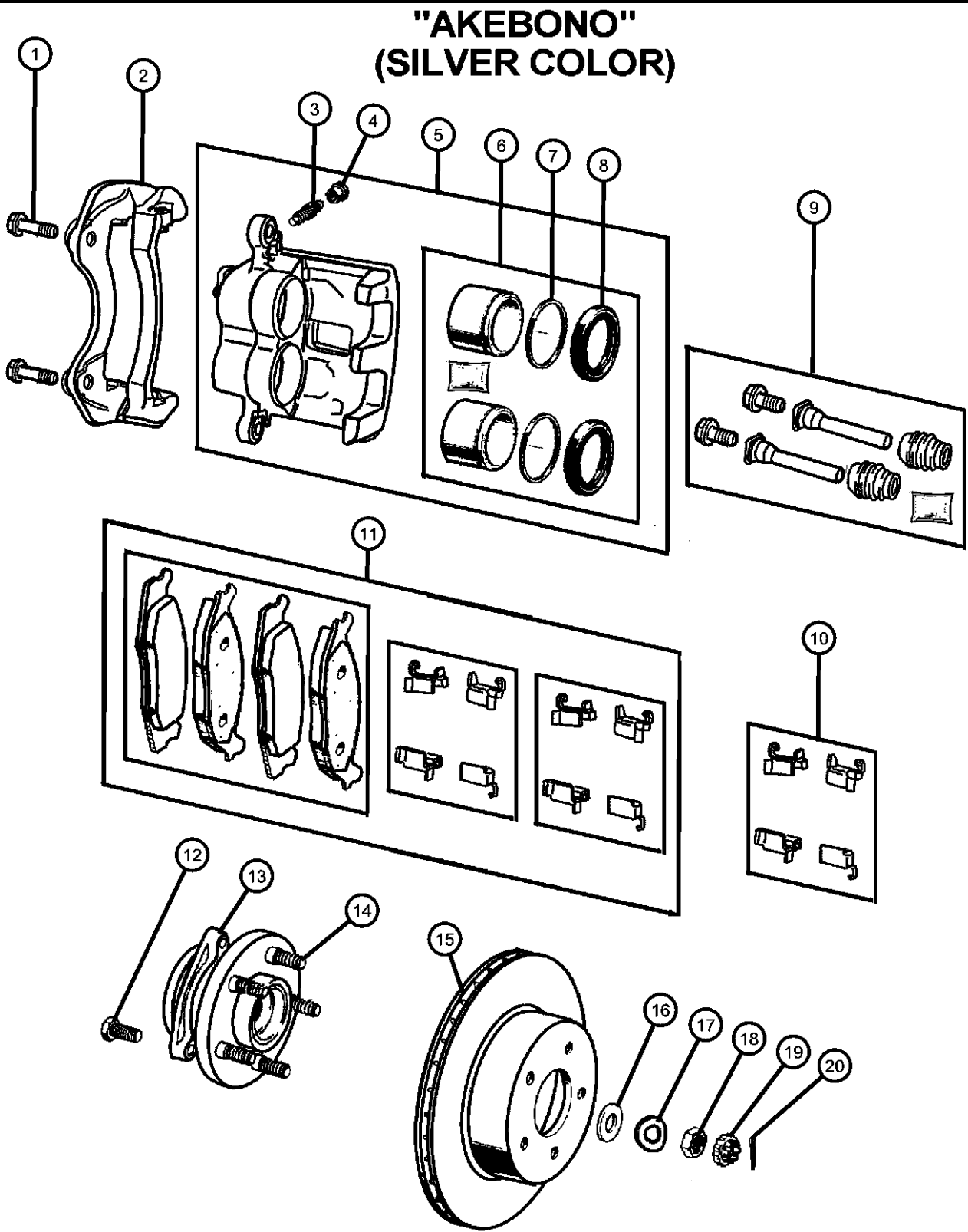
"CONTINENTAL TEVES"  
(BLACK COLOR)



ITEM	PART NUMBER	QTY	LINE	SERIES	BODY	ENGINE	TRANS	TRIM	DESCRIPTION
20	J4200097	2	U						RETAINER, Hub Nut
		2	J						
21	11010069	2	U						PIN, Cotter, M4x40.00
		2	J						

AR = use ase required - = Non illustrated part

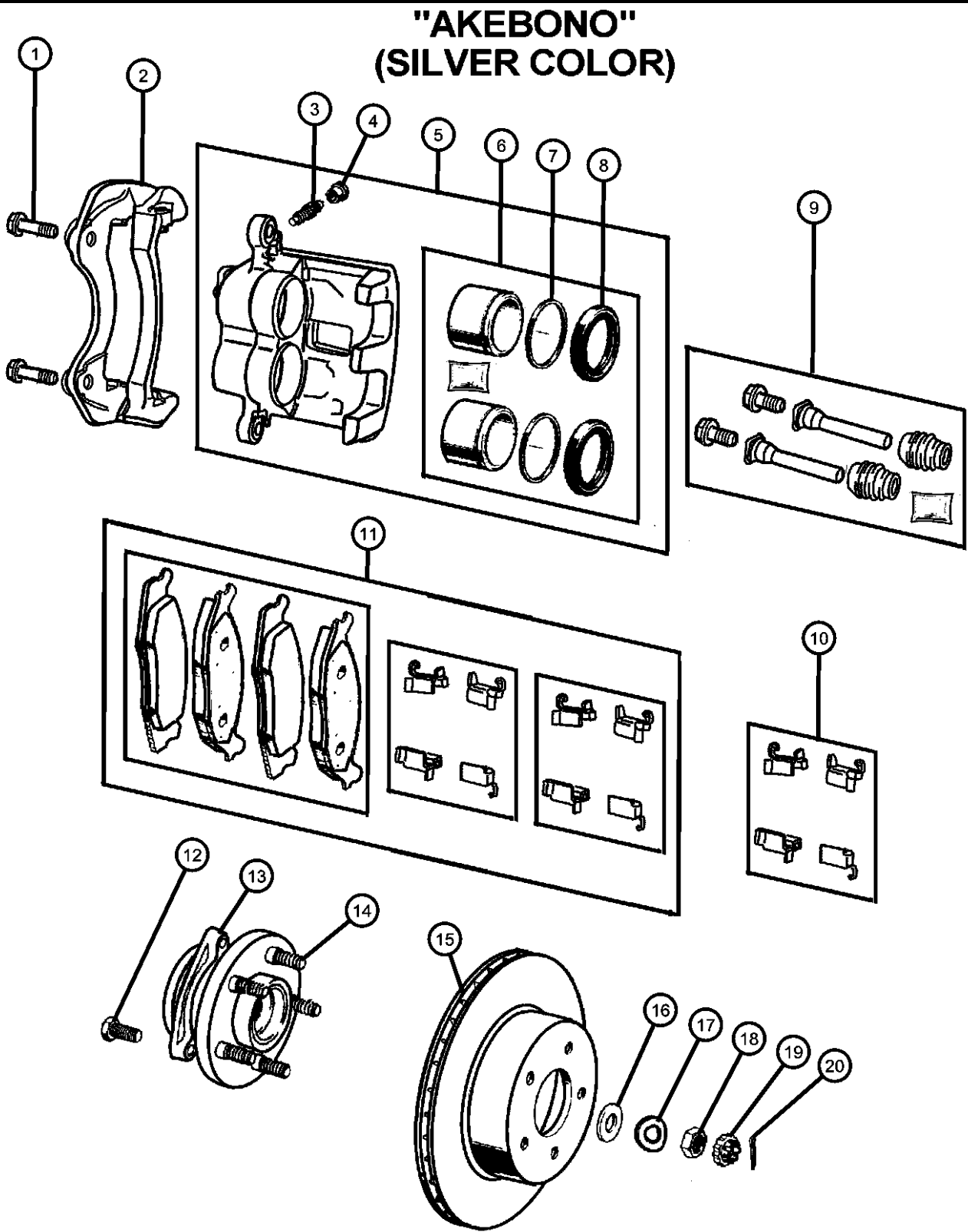
Front Disc Brake Caliper 'Akebono' and Rotor  
Figure 5-120



ITEM	PART NUMBER	QTY	LINE	SERIES	BODY	ENGINE	TRANS	TRIM	DESCRIPTION
1	05012437AA	4	J						BOLT
		4	U						Caliper Bracket, Mounting
2	05093182AA	1	J						Caliper Bracket, Mounting
		1	U						BRACKET
3	05093189AA	1	J						Caliper, Mounting
		1	U						Caliper, Mounting
4	05093190AA	1	J						BLEEDER SCREW, Brake
		1	U						
5	05093180AA	1	J						CAP, Bleeder
		1	U						
6	VK318081AA	1	J						CALIPER, Disc Brake
		1	U						Right
7	05093181AA	1	J						Mopar Loaded Brake Caliper Kit
		1	U						(2 Calipers, Brake Friction) Right
8	VK318081AA	1	J						Mopar Loaded Brake Caliper Kit
		1	U						(2 Calipers, Brake Friction) Left
9	05093186AA	1	J						Mopar Loaded Brake Caliper Kit
		1	U						(2 Calipers, Brake Friction) Left
10	05093187AA	2	J						Mopar Loaded Brake Caliper Kit
		2	U						(2 Calipers, Brake Friction) Left
11	05093188AA	2	J						Mopar Loaded Brake Caliper Kit
		2	U						(2 Calipers, Brake Friction) Left
12	05093184AA	1	J						PISTON KIT, Front Brake
		1	U						
13	05093185AA	2	J						SEAL, Caliper Piston
		2	U						
14	05093188AA	2	J						BOOT, Brake Piston
		2	U						
15	05093184AA	1	J						PIN KIT, Disc Brake
		1	U						
16	05093185AA	2	J						SPRING KIT, Brake Shoe Hold
		2	U						Down
17	05093260AA	1	J						PAD KIT, Front Disc Brake
		1	U						

AR = use ase required - = Non illustrated part

Front Disc Brake Caliper 'Akebono' and Rotor  
Figure 5-120



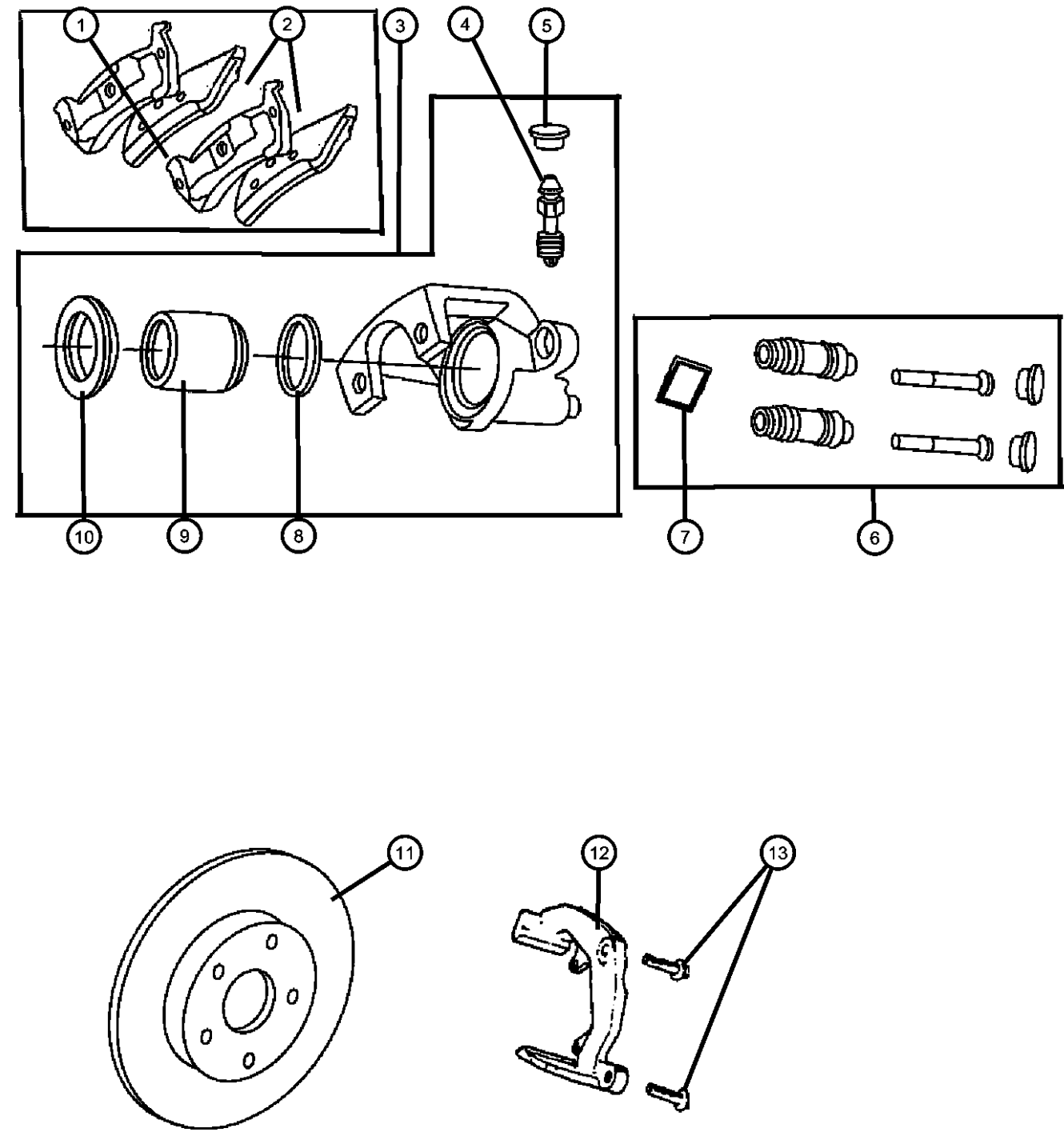
ITEM	PART NUMBER	QTY	LINE	SERIES	BODY	ENGINE	TRANS	TRIM	DESCRIPTION
12	05012436AA	6	J						BOLT
		6	U						Hub and Bearing, Mounting
13	52098679AB	2	J						Hub and Bearing, Mounting
		2	U						HUB AND BEARING, Brake
14	06036388AA	5							BOLT, Hub and Rotor
	06036424AA	5	U						15.3mm Around Serations, Right or Left
		5	J						16.3mm Around Serations, Right or Left
15	52098672	2	J						16.3mm Around Serations, Right or Left
	V5018672	2	U						ROTOR, Brake
	V5018672	2	U						Mopar V-Line Alternative Brake Rotors
16	J4200096	2	J						Mopar V-Line Alternative Brake Rotors
		2	U						WASHER, Flat
17	04740749	2	J						WASHER, Wave
		2	U						
18	J4200095	2	J						NUT, Hex
		2	U						
19	J4200097	2	J						RETAINER, Hub Nut
		2	U						
20	11010069	2	J						PIN, Cotter, M4x40.00
		2	U						

AR = use ase required - = Non illustrated part



Rear Disc Brake Caliper  
Figure 5-210

ITEM	PART NUMBER	QTY	LINE	SERIES	BODY	ENGINE	TRANS	TRIM	DESCRIPTION
Note:ER0= All 4.0L 6 Cylinder Engines—EV0= All 4.7L V-8 Gas Engines									
1	05011978AA	1							SPRING, Brake Shoe Hold Down
2	05011970AA	1							PAD KIT, Rear Disc Brake
	BHKH5025								Mopar V-Line Alternative Part
	BHKH5648								Caliper Bolts
	V2013970AB								Mopar V-Line Alternative Part
	V4010791								Disc Hardware
	VRWJ3970								Mopar V-Line Alternative Part
3									Ceramic
									Mopar Make it New Rear
									CALIPER, Disc Brake
	05011974AA	1							Right
	05011975AA	1							Left
4	04126879	1							SCREW, Bleeder
5	04126733	1							CAP, Bleeder
6	05011981AA	1							PIN KIT, Disc Brake
7	05011987AA	1							GREASE, Packet
8	05011984AA	1							SEAL, Caliper Piston
9	05011983AA	1							PISTON, Brake
10	05011985AA	1							BOOT, Brake Piston
11	52098666	2							ROTOR, Brake
	V5018666								Mopar V-Line Alternative Brake
12	05011980AA	1							Rotors
13	05012437AA	4							BRACKET
									BOLT



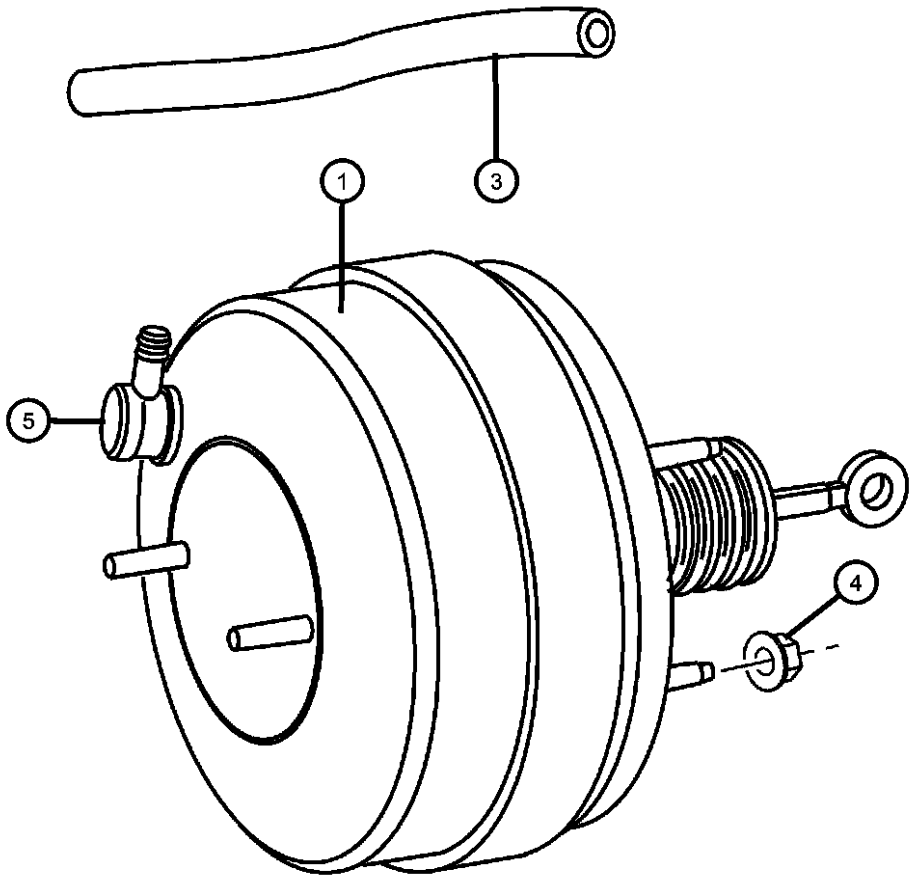
AR = use ase required - = Non illustrated part

Power Brake Booster  
Figure 5-310

ITEM	PART NUMBER	QTY	LINE	SERIES	BODY	ENGINE	TRANS	TRIM	DESCRIPTION
------	----------------	-----	------	--------	------	--------	-------	------	-------------

Note:Sales Codes;  
[EN0]=Engines - All 4/5 Cylinder Turbo Diesel  
[ER0]=Engines - All 4.0L 6 Cylinder Gas  
[EV0]=Engines - All 4.7L Gas

1	05011261AB	1							BOOSTER, Power Brake
-2	05012506AA	1							GASKET, Booster to Firewall, Mounting
3									HOSE, Brake Vacuum
	52009350AB	1	U						[ER0]
	52128097	1	J						[ER0]
	52128098	1	J						[EV0]
	52128299AB	1	U						[EV0]
4	06100517	4							NUT, Hex Flange Lock, Booster to Firewall, Mounting
5	05011263AA	1							VALVE, Check, Elbow, With grommet

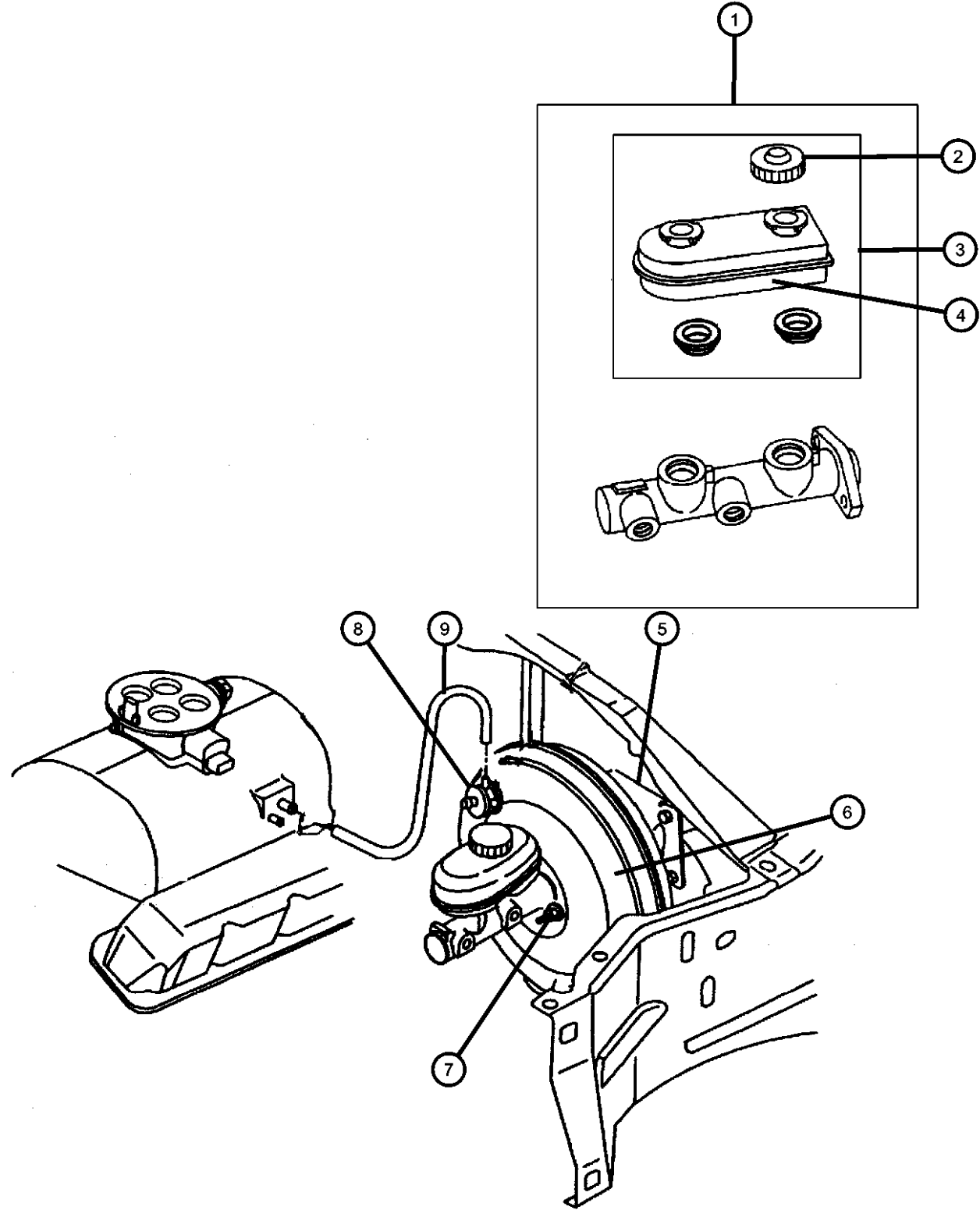


Master Cylinder & Booster  
Figure 5-410

ITEM	PART NUMBER	QTY	LINE	SERIES	BODY	ENGINE	TRANS	TRIM	DESCRIPTION
------	----------------	-----	------	--------	------	--------	-------	------	-------------

NOTES: ERO=4.0L Engine 6 Cylinder Gas, EVO=4.7L Gas

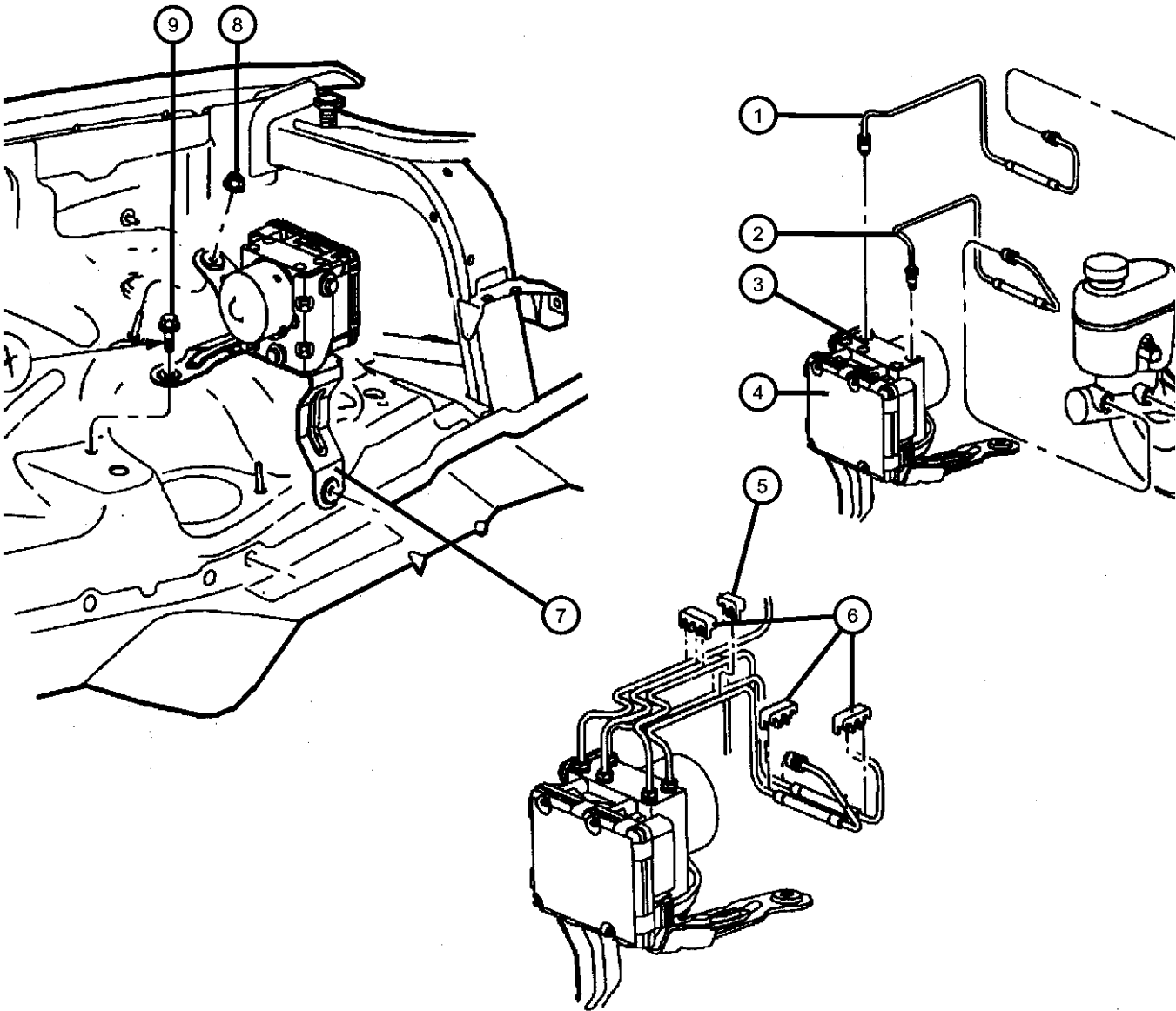
1	05011260AA V1101260AA	1							MASTER CYLINDER, Brake Mopar Alternative Part - Master Cylinder
2	05014518AA	1							CAP, Master Cylinder Reservoir
3	05011262AA	1							RESERVOIR, Brake Master Cylinder
4	05013903AA	1							SENSOR, Brake Fluid Level
5	05012506AA	1							GASKET, Booster to Dash Mounting
6	05011261AA	1							BOOSTER, Power Brake
7	06101467	2							NUT, Hex Flange, M8x1.25, Master Cylinder to Booster
8	05011263AA	1							VALVE, Check, Elbow
9									HOSE, Brake Vacuum
	52128097	1	J						4.0L
	52128098	1	J						4.7L
-10	06100517	4							NUT, Hex Flange Lock, M8 Phosphate, Booster to Dash Mounting



AR = use ase required - = Non illustrated part

Hydraulic Control Unit  
Figure 5-420

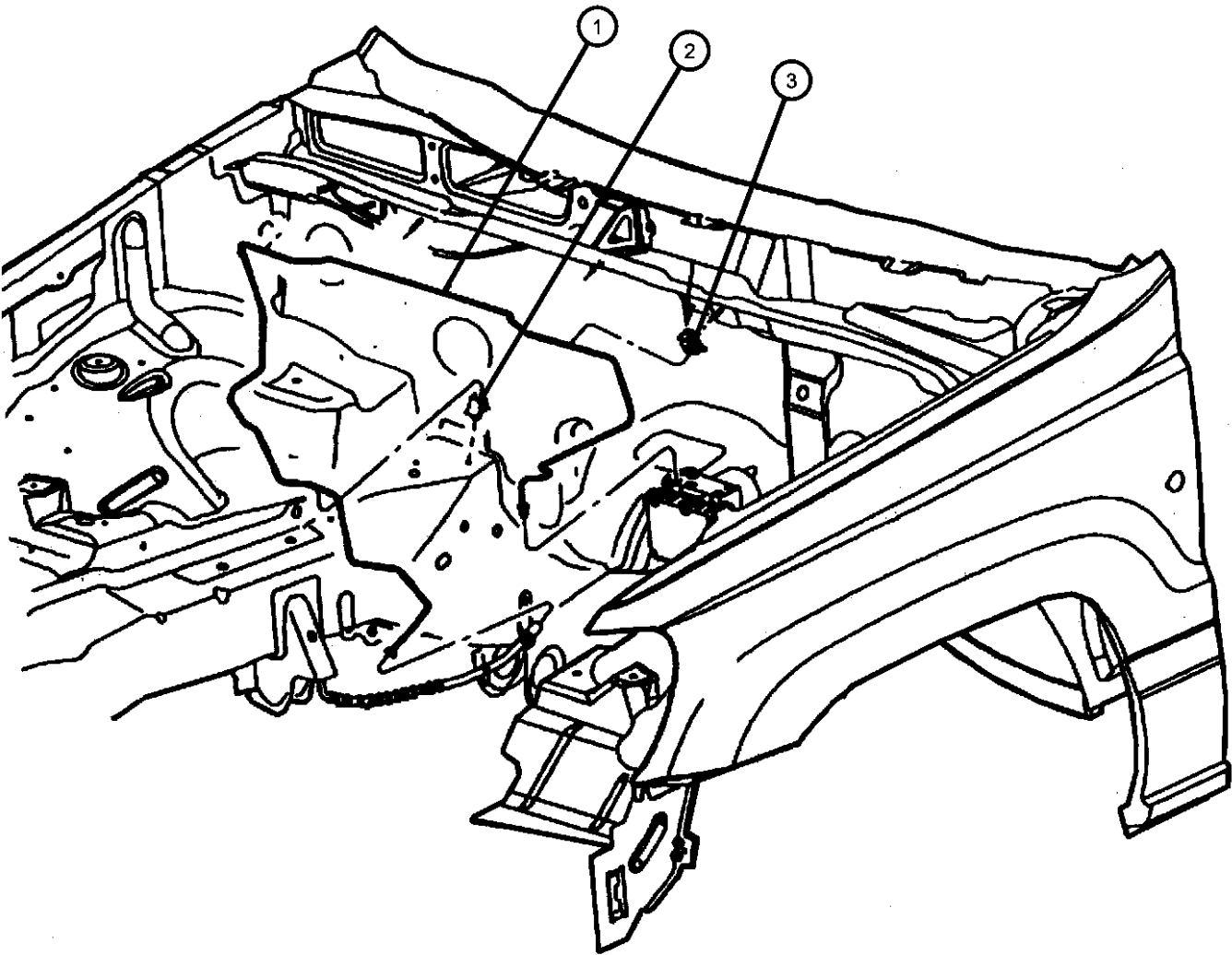
ITEM	PART NUMBER	QTY	LINE	SERIES	BODY	ENGINE	TRANS	TRIM	DESCRIPTION
Notes: ER0=4.0L 6 Cylinder Gas Engine—EV0=4.7L Gas Engine—ICU=Intergrated Control Unit									
1	52128086	1	J						HOSE, Brake, Primary
2	52128087	1	J						HOSE, Brake, Secondary
3	05011259AA	1							CONTROL UNIT, Anti-Lock Brake
4	56041022AH	1							MODULE, Anti-lock Brakes
5	52008940	1							CLIP, Brake Line, 2-Way Brake Tube
6	52008940	1							CLIP, Brake Line, 3-Way Brake Tube Separation at ICU
7	05011257AA	1							BRACKET, Hydraulic Control Unit
8	34201711	1							NUT, Hex Flange, M8x1.25, ICU Bracket Attaching
9	06505923AA	2							BOLT, ICU Bracket Attaching



AR = use ase required - = Non illustrated part

Brakes Lines,Front,Right  
Figure 5-510

ITEM	PART NUMBER	QTY	LINE	SERIES	BODY	ENGINE	TRANS	TRIM	DESCRIPTION
Note:ER0=4.0L 6 Cylinder Gas—EV0=4.7L Engine Gas									
1	52128212AD	1	U						TUBE, Brake
2	52009234	3							FASTENER, Push Pin
3	52128214	1	U						CLIP, Brake Line



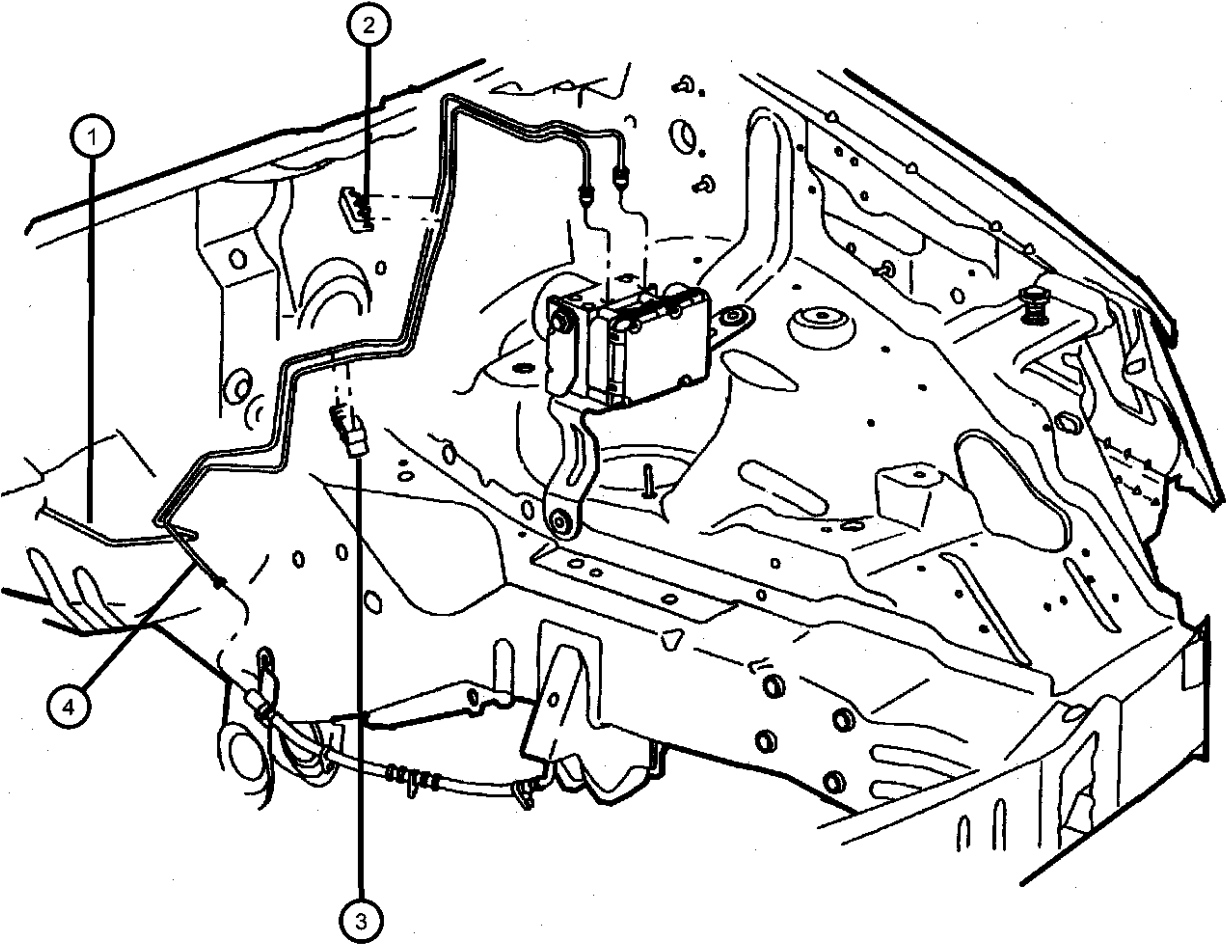
AR = use ase required - = Non illustrated part

Brakes Lines,Front,Left,and Rear  
Figure 5-520

ITEM	PART NUMBER	QTY	LINE	SERIES	BODY	ENGINE	TRANS	TRIM	DESCRIPTION
------	----------------	-----	------	--------	------	--------	-------	------	-------------

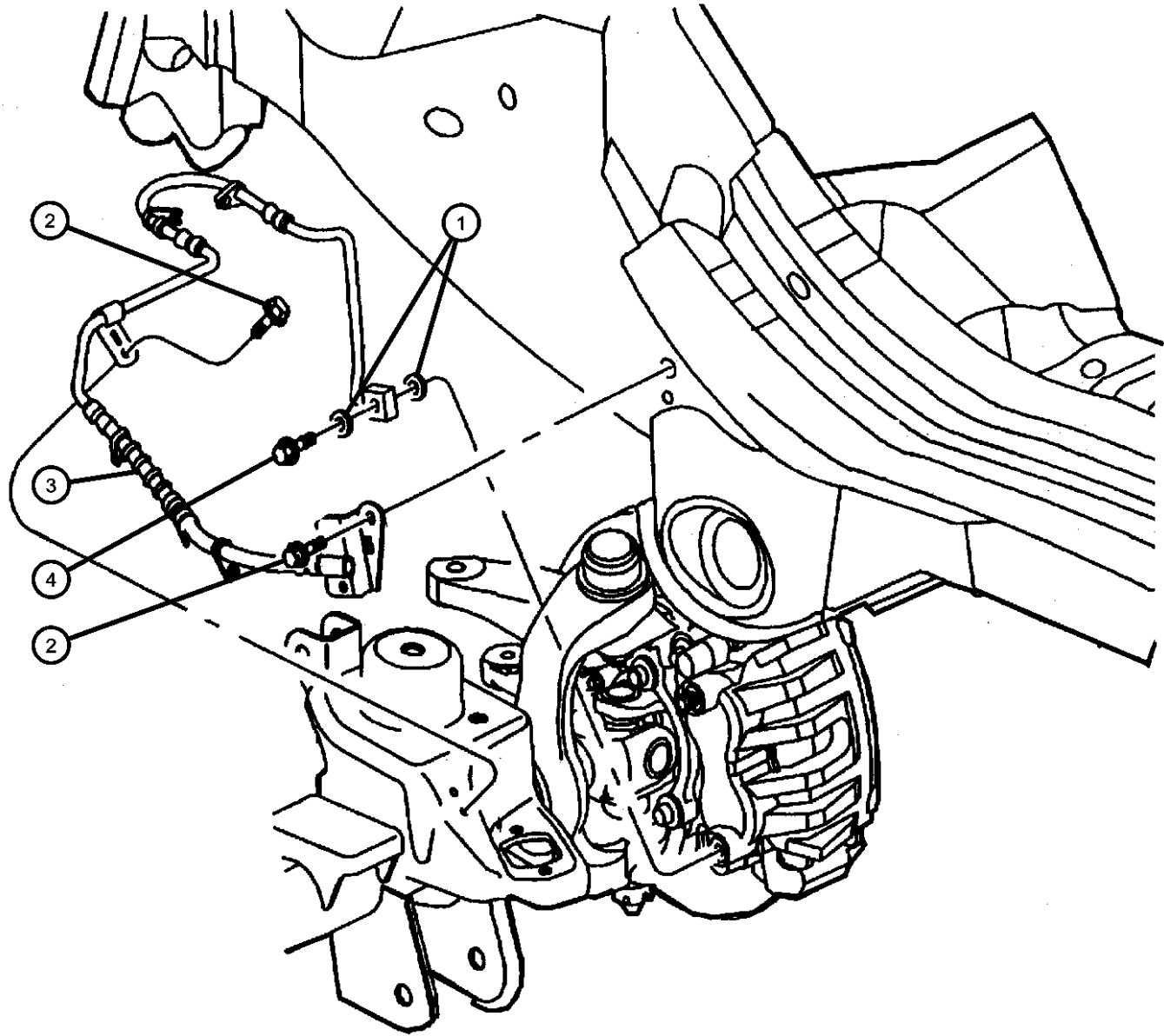
Note: ER0=4.0L 6 Cylinder Gas—EV0=4.7L Engine Gas

1	52128074AB	1							TUBE, BrakeRear
2	52009163	1	J						CLIP, Brake Line
3	52128244AA	1							CLIP, Brake Line
4	52128077AC	1							TUBE, Brake, Frt, Left



AR = use ase required - = Non illustrated part

Front Brake Hose at Caliper  
Figure 5-530



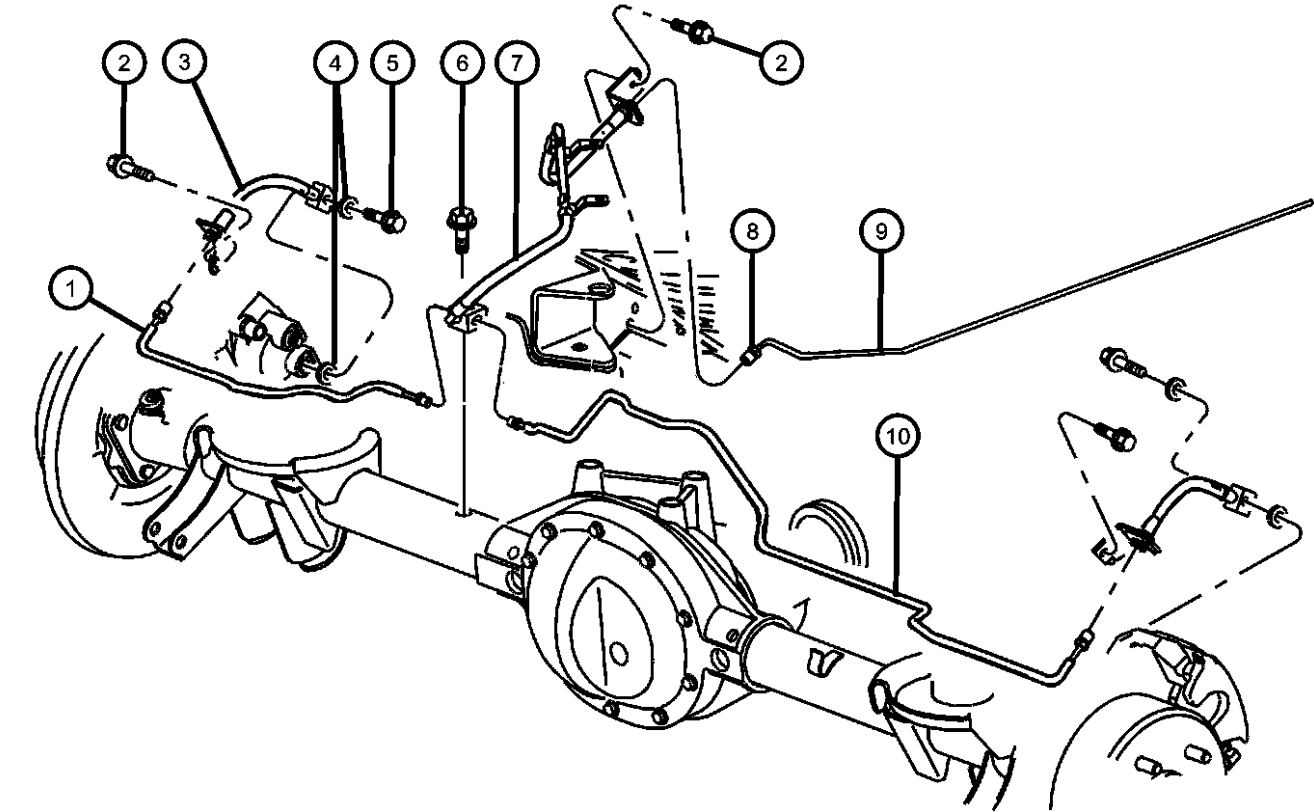
ITEM	PART NUMBER	QTY	LINE	SERIES	BODY	ENGINE	TRANS	TRIM	DESCRIPTION
1	J3237672	8							GASKET, Brake Hose To Caliper
2	J3237672	8							SCREW, Hex Flange Head, M6x1.00x20.00, (NOT SERVICED)
3									HOSE, Brake
	52128092AB	1							Right
	V1128092AA								Mopar V-Line Alternative Brake Hoses and Tubes
	52128093AB	1							Left
	V1128093AA								Mopar V-Line Alternative Brake Hoses and Tubes
4	J4006700	4							BOLT, Banjo

AR = use ase required - = Non illustrated part

Rear Brake Lines and Hoses  
Figure 5-540

ITEM	PART NUMBER	QTY	LINE	SERIES	BODY	ENGINE	TRANS	TRIM	DESCRIPTION
------	-------------	-----	------	--------	------	--------	-------	------	-------------

Note: DRM=Dana 35 Axle—DRK= Dana 44 Axle

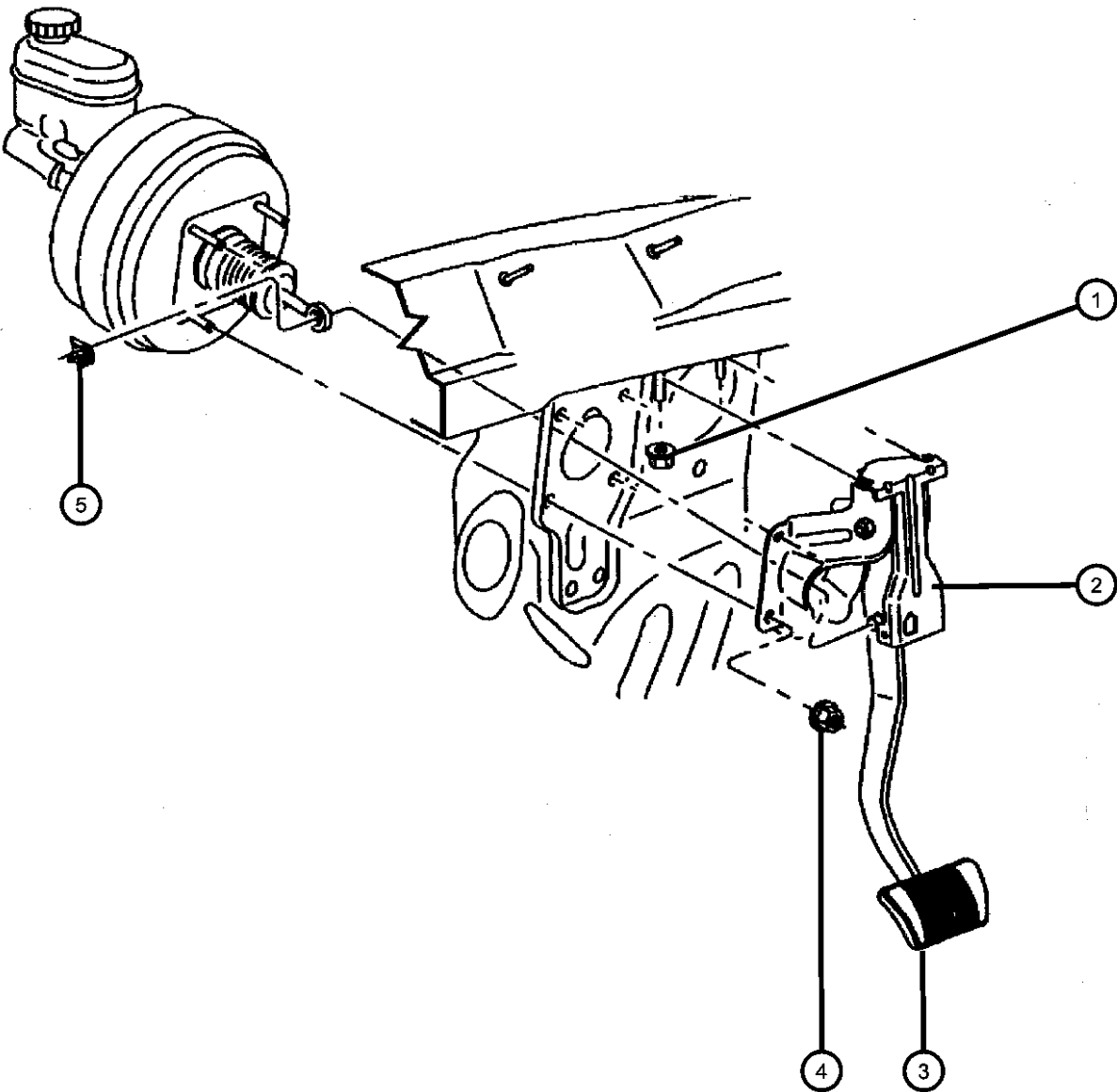


1	52009353AB	1							TUBE, Brake, Rear Axle,Left Dana 44
2	52009353AB	1							SCREW, Hex Flange Head, M6x1.00x20.00, Right and Left, (NOT SERVICED)
3									HOSE, Brake
	52128094	1							Right
	52128095	1							Left
4	J3237672	8							GASKET, Brake Hose To CaliperRight & Left
5	J4006700	4							BOLT, BanjoRight & Left
6	04137696	1							SCREW, Brake Tee, .437-20x2.07
7	52128096AB	1							HOSE, Brake, with Tee, Rear
8	06503707	1							NUT, Brake LineRear
9	52128074AB	1							TUBE, Brake, Rear on Sill 4.0L/4.7L Engine, Rear
10	52128439AA	1							TUBE, Brake, RR Axle Tee to Brake RT
-11									SENSOR, Wheel Speed
	56041308AA	2							Right
	56041509AA	1							Left

AR = use ase required - = Non illustrated part



Brake Pedal & Bracket  
Figure 5-610

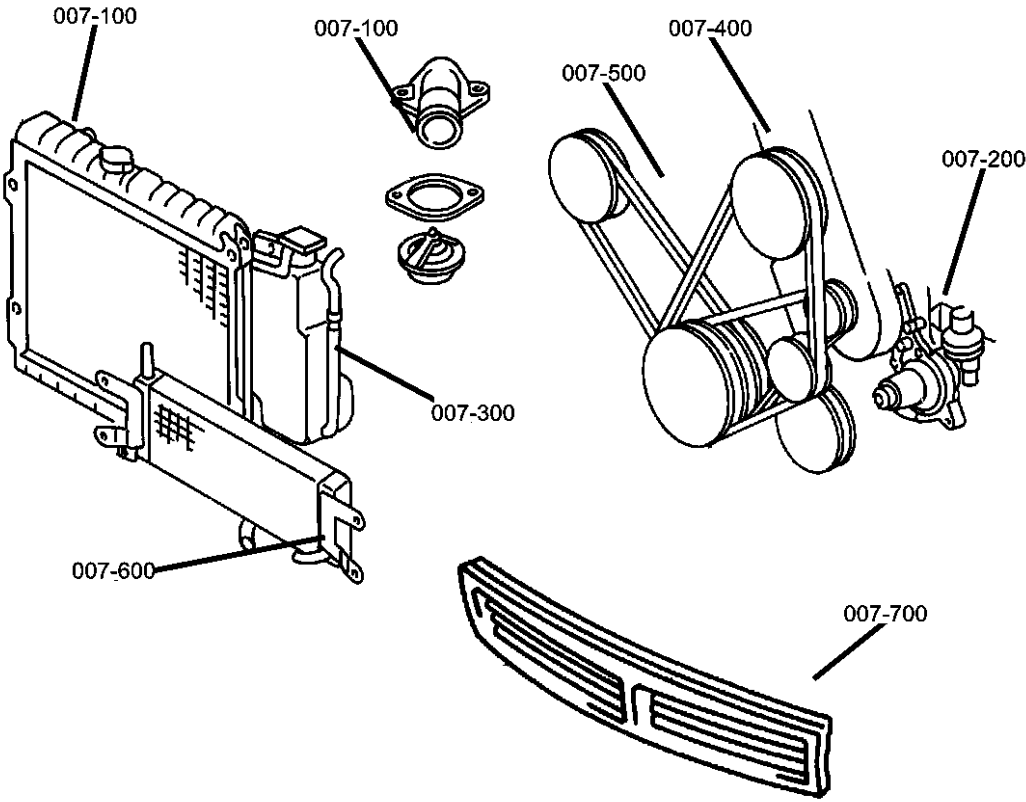


ITEM	PART NUMBER	QTY	LINE	SERIES	BODY	ENGINE	TRANS	TRIM	DESCRIPTION
Note:T=2 Wheel Drive Left Hand Drive—J=4 Wheel Drive Left Hand Drive—U=4 Wheel Drive Right Hand Drive									
1	06100517	2							NUT, Hex Flange Lock, M8 Phosphate
2									PEDAL, Brake
	52128148AC	1	J						LHD
	52128274AC	1	U						RHD
3									PAD, Pedal
	04779027	1	J						RHD
	52009562	1	U						LHD
4	06100517	4							NUT, Hex Flange Lock, M8 Phosphate, Booster Mounting
5	06035334	1							CLIP, Brake Push Rod

AR = use ase required - = Non illustrated part


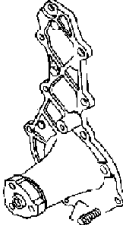
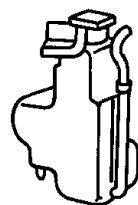
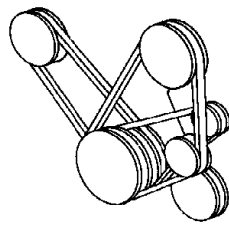

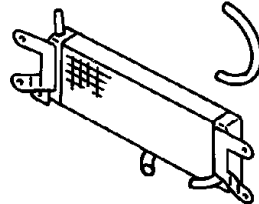
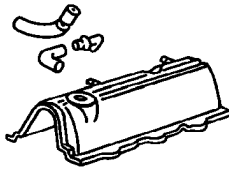
# Group - 7

## Cooling

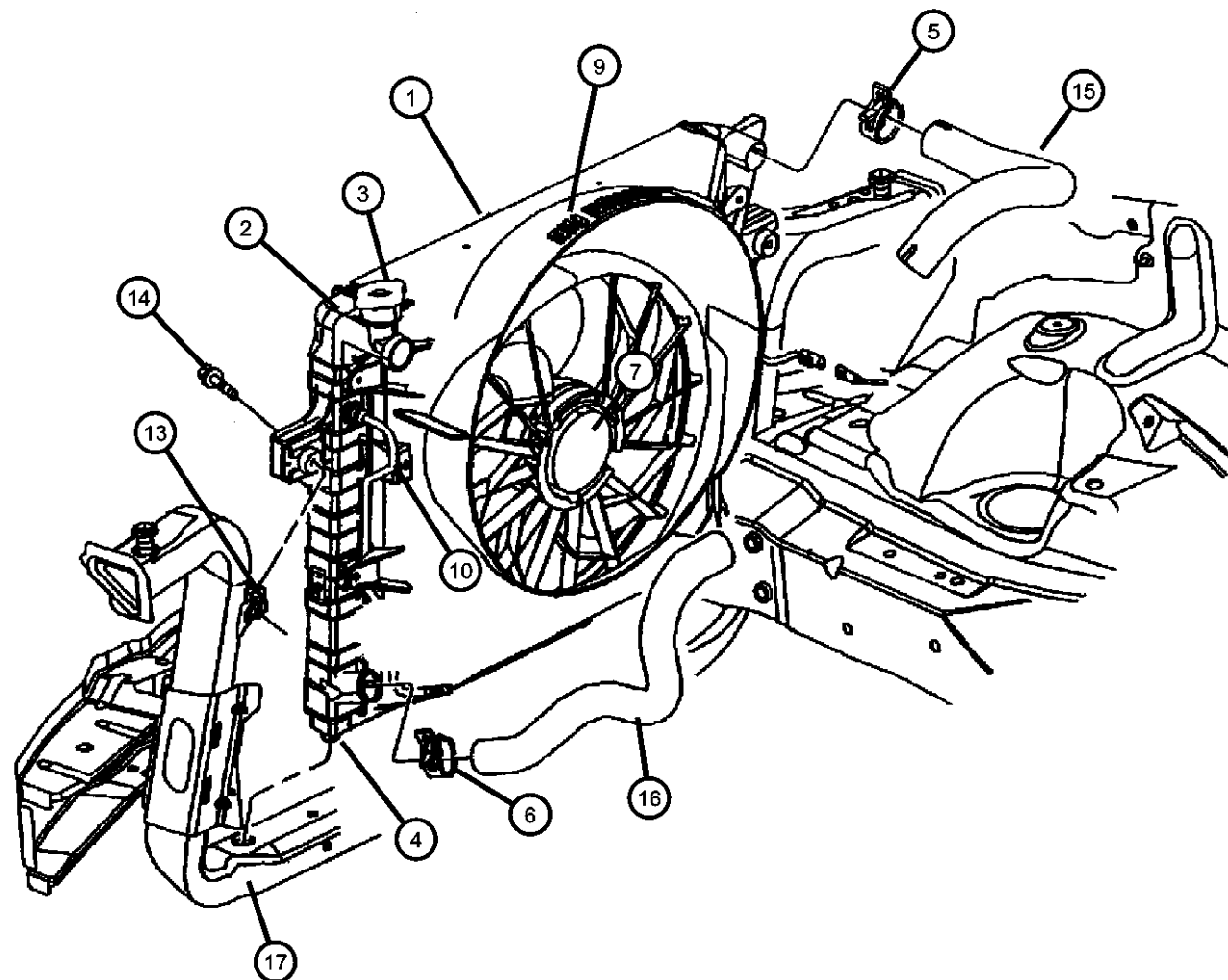


## Group - 7 Cooling

Illustration Title	Group-Fig. No.
<b>Radiator and Related Parts</b>	
Radiator and Related Parts 4.0L Engine .....	Fig. 7 - 150
Radiator and Related Parts 4.7L Engine .....	Fig. 7 - 160
Radiator and Related Parts, 3.1L Diesel Engine.....	Fig. 7 - 165
Radiator Upper Support .....	Fig. 7 - 170
<b>Water Pump and Related Parts</b>	
Water Pump and Related Parts 4.0L Engine.....	Fig. 7 - 210
Water Pump and Related Parts 4.7L Engine.....	Fig. 7 - 220
Water Pump and Related Parts, 3.1L Diesel Engine .....	Fig. 7 - 230
<b>Tank, Coolant Engine</b>	
Coolant Tank, 4.0,4.7L Engine .....	Fig. 7 - 310
Coolant Tank, 3.1 Diesel Engine .....	Fig. 7 - 320
<b>Pulleys and Related Parts</b>	
Drive Pulleys 4.0L Engine .....	Fig. 7 - 420
Drive Pulleys 4.7L Engine .....	Fig. 7 - 430
Drive Pulleys, 3.1L Diesel Engine.....	Fig. 7 - 440
<b>Drive Belts</b>	
Drive Belts 4.0L and 4.7L Engines.....	Fig. 7 - 520
Drive Belts, 3.1L Diesel Engine .....	Fig. 7 - 530
<b>Lines, Transmission Oil Cooler</b>	
Oil Cooler and Lines 3.1, 4.0L Engines.....	Fig. 7 - 610
Oil Cooler and Lines 4.7L Engine.....	Fig. 7 - 620
<b>Grilles</b>	
Grille and Related Parts .....	Fig. 7 - 720

<b>007-100</b> Radiator and Related Parts	<b>007-200</b> Water Pump and Related Parts	<b>007-300</b> Tank, Coolant Engine	<b>007-400</b> Pulleys and Related Parts
			
<b>007-500</b> Drive Belts	<b>007-600</b> Lines, Transmission Oil Cooler	<b>007-700</b> Grilles	
			

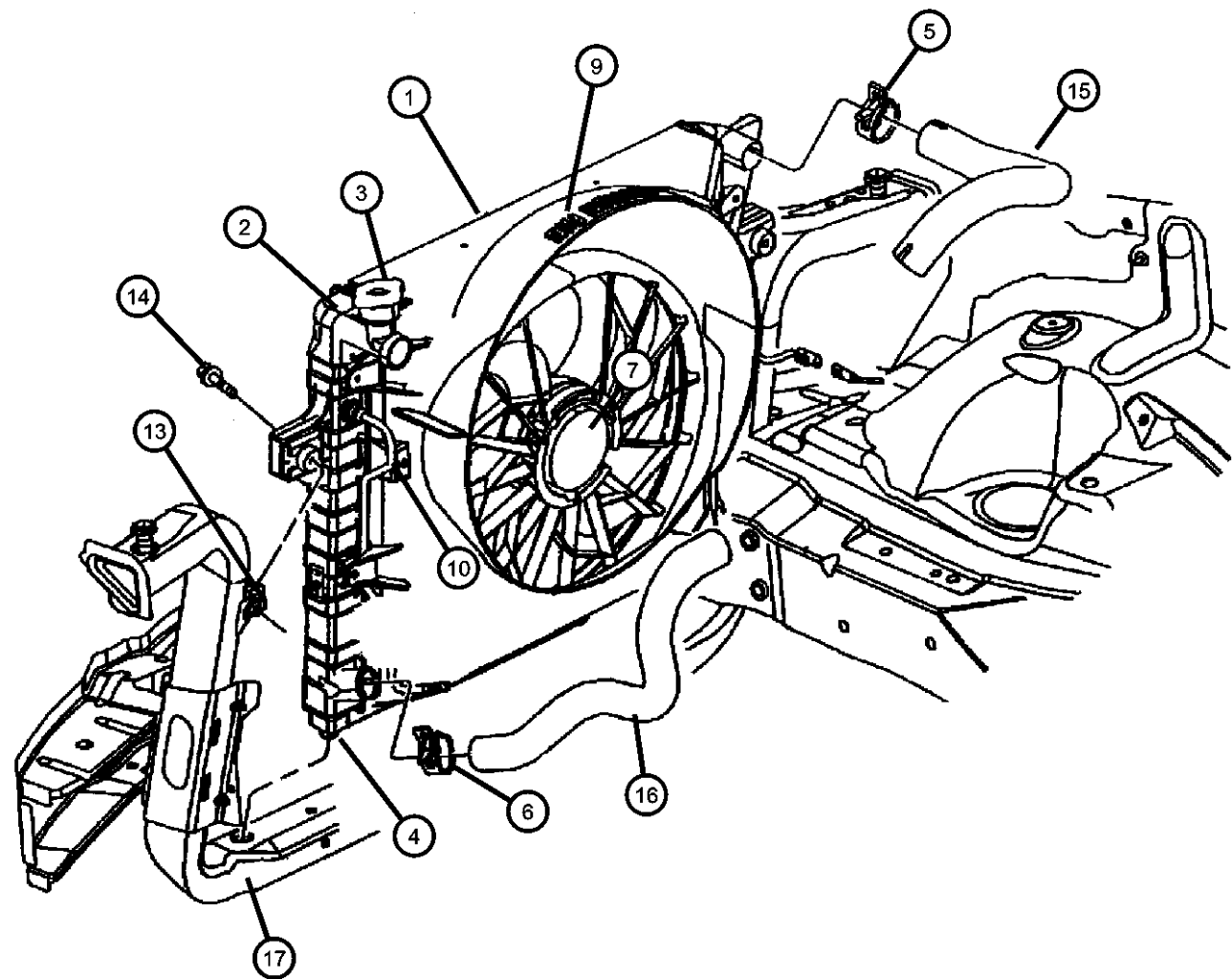
**Radiator and Related Parts 4.0L Engine**  
**Figure 7-150**



ITEM	PART NUMBER	QTY	LINE	SERIES	BODY	ENGINE	TRANS	TRIM	DESCRIPTION
Note: DGQ = 5 Speed Automatic Transmission 5-45RFE DG0 = All Automatic Transmissions DG4 = Multi-Speed Automatic Transmission 45RFE ER0 = All 4.0L 6 Cyl Gas Engines									
1	55115918AB	1	J			ER0	DG0		CONDENSER, Air Conditioning
		1	U			ER0	DG0		
2	52079428AB	1	J			ER0	DG0		RADIATOR, Engine Cooling
		1	U			ER0	DG0		
3	52079799AA	1	J			ER0	DG0		CAP, Radiator
		1	U			ER0	DG0		
4	52079418	2	J			ER0	DG0		ISOLATOR, Radiator
		2	U			ER0	DG0		Right
	52079419	2	J			ER0	DG0		Right
		2	U			ER0	DG0		Left
		2	U			ER0	DG0		Left
5	52079632AA	1					DGQ		CLAMP, Oil Cooler Tube
6	52079632AA	1					DG4		CLAMP, Oil Cooler Tube
7	52079528AB	1	J			ER0	DG0		FAN, Cooling
		1	U			ER0	DG0		
	52079984AA	1				ER0			
-8	52079443	1				ER0			VISCOUS CLUTCH, Fan Drive
9	52079489AB	1	J			ER0	DG0		SHROUD, Fan
		1	U			ER0	DG0		
10	52079432AB	1	J			ER0	DG0		TUBE, Oil Cooler
		1	U			ER0	DG0		Pressure
	52079753AB	1	J			ER0	DG0		Pressure
		1	U			ER0	DG0		Return
						ER0	DG0		Return
-11	52079430	1	J			ER0	DG0		SEAL, Radiator Condenser
		1	U			ER0	DG0		
-12	55115922	1	J			ER0	DG0		SEAL, Radiator
		1	U			ER0	DG0		Right
	55115923	1	J			ER0	DG0		Right
		1	U			ER0	DG0		Left
		1	U			ER0	DG0		Left

AR = use ase required - = Non illustrated part

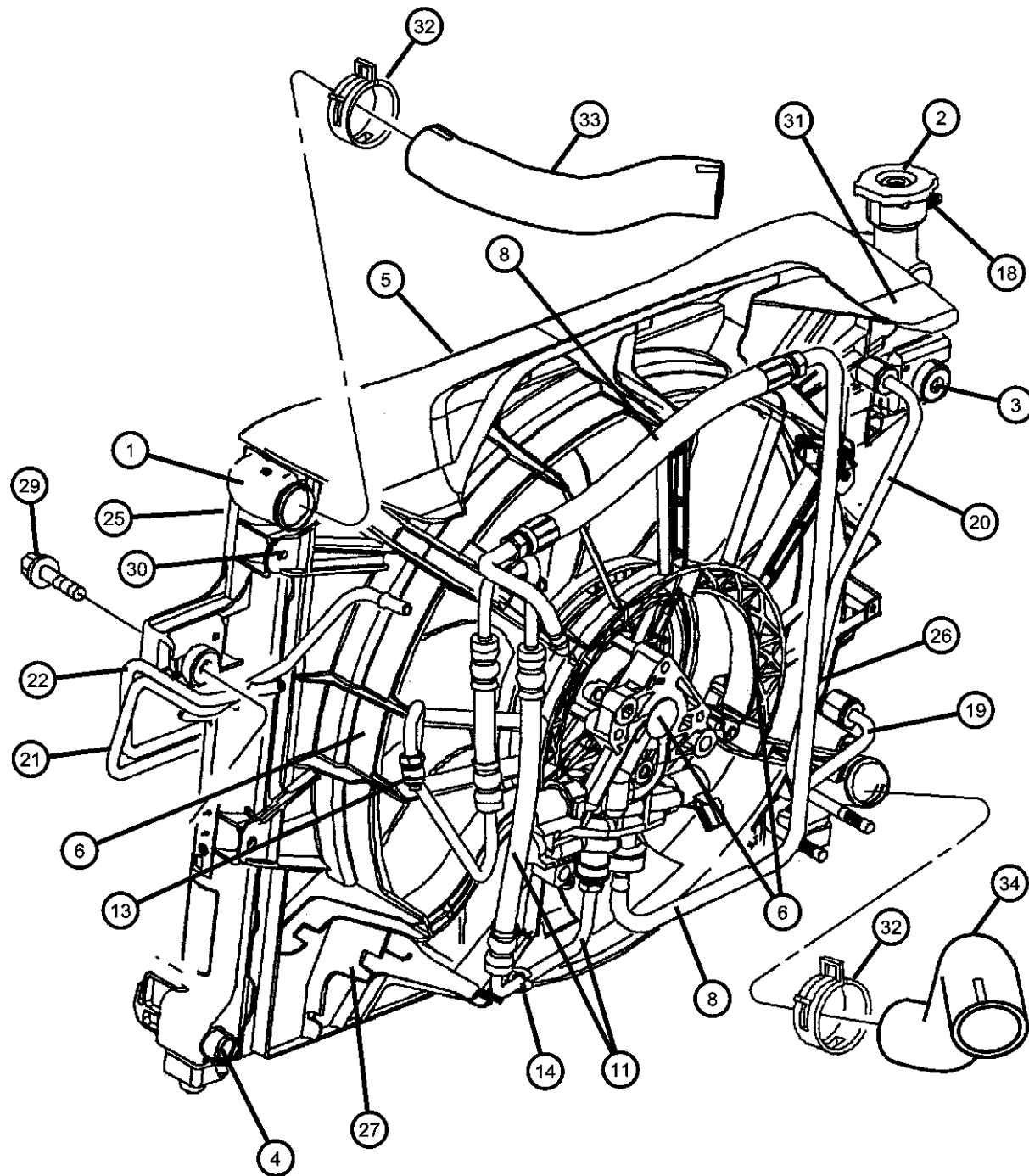
Radiator and Related Parts 4.0L Engine  
Figure 7-150



ITEM	PART NUMBER	QTY	LINE	SERIES	BODY	ENGINE	TRANS	TRIM	DESCRIPTION
13	06505172AA	3	J			ER0	DG0		U-NUT, M6x1.00
		2	U			ER0	DG0		
14	06102117AA	2	J			ER0	DG0		SCREW AND WASHER, Hex Head, M6x1x20
		2	U			ER0	DG0		
15	52079406AC	1				ER0			HOSE, Radiator Inlet
16	52079401AB	1				ER0			HOSE, Radiator Outlet
17	55136992AC	1							CROSSMEMBER, Radiator
-18	53020547AB	1				ER0			GASKET, Thermostat
-19	53006192	1				ER0			HOUSING, Thermostat
-20	52028186	1				ER0			THERMOSTAT, 195 Degrees

AR = use ase required - = Non illustrated part

**Radiator and Related Parts 4.7L Engine**  
**Figure 7-160**

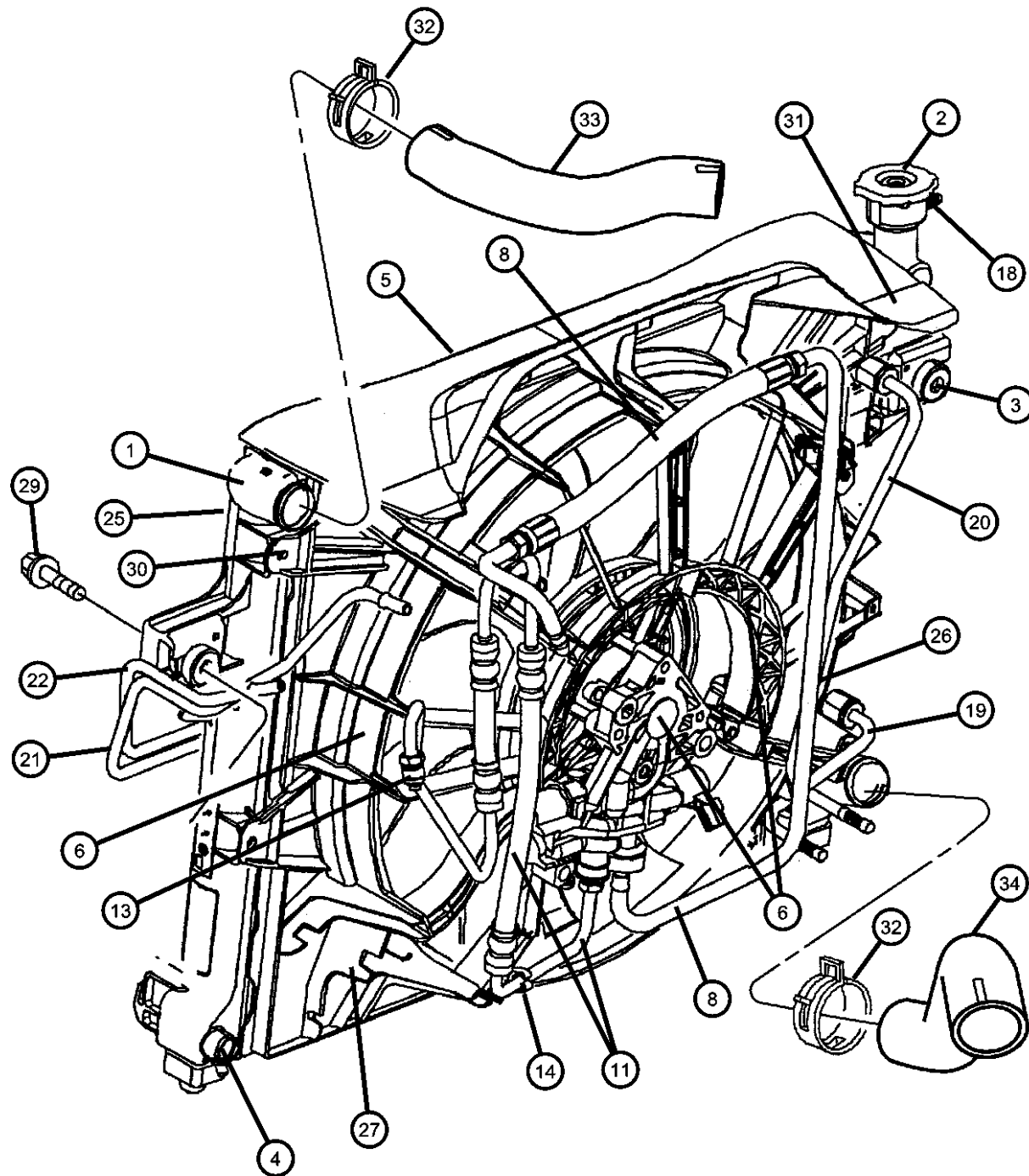


Note:  
[ER0] = All 4.0L Engines  
[EV0] = All 4.7L Engine  
[DG4] = Multi - Speed Auto Trans.

ITEM	PART NUMBER	QTY	LINE	SERIES	BODY	ENGINE	TRANS	TRIM	DESCRIPTION
1	52079883AB	1	U			EV0			RADIATOR, Engine Cooling
		1	J			EV0			
2	52079778AA	1	J			EV0			CAP, Radiator
		1	U			EV0			
3	52079419	2	U			EV0			ISOLATOR, Radiator
		2	J			EV0			Upper
	52079884AA	2	U			EV0			Upper
		2	J			EV0			Side
		2	J			EV0			Side
4	52028466	1	J			EV0			DRAINCOCK, Radiator
		1	U			EV0			
5	55115918AB	1	J			EV0			CONDENSER, Air Conditioning
		1	U			EV0			
6		1							SHROUD, Fan, 52079860aa, (NOT SERVICED)
-7	05102210AA	1	J			EV0			SOLENOID, Hydraulic Fan Control
		1	U			EV0			
8	05019708AB	1				EV0			HOSE PACKAGE, Hydraulic Fan
-9	52088914AA	1				EV0			FITTING, Quick Disconnect
-10	05019705AA	1				EV0			O RING
11									HOSE, Power Steering Pressure
	52088995AA	1	U			EV0			
	52089505AB	1	J			EV0			
-12	52089505AB	1							NUT, M16x1.5, (NOT SERVICED)
13	05205254	1				ER0, EV0			O RING, Power Steering Hose
14									CLIP, Line
	52079929AA	2	J			EV0			
	52079929AB	2	U			EV0			
-15									HARNESS, Jumper
	52080135AA	1	U			EV0			
		1	J			EV0			
-16									CLAMP, Oil Cooler Tube
	52079632AA	1	J			EV0			

AR = use ase required - = Non illustrated part

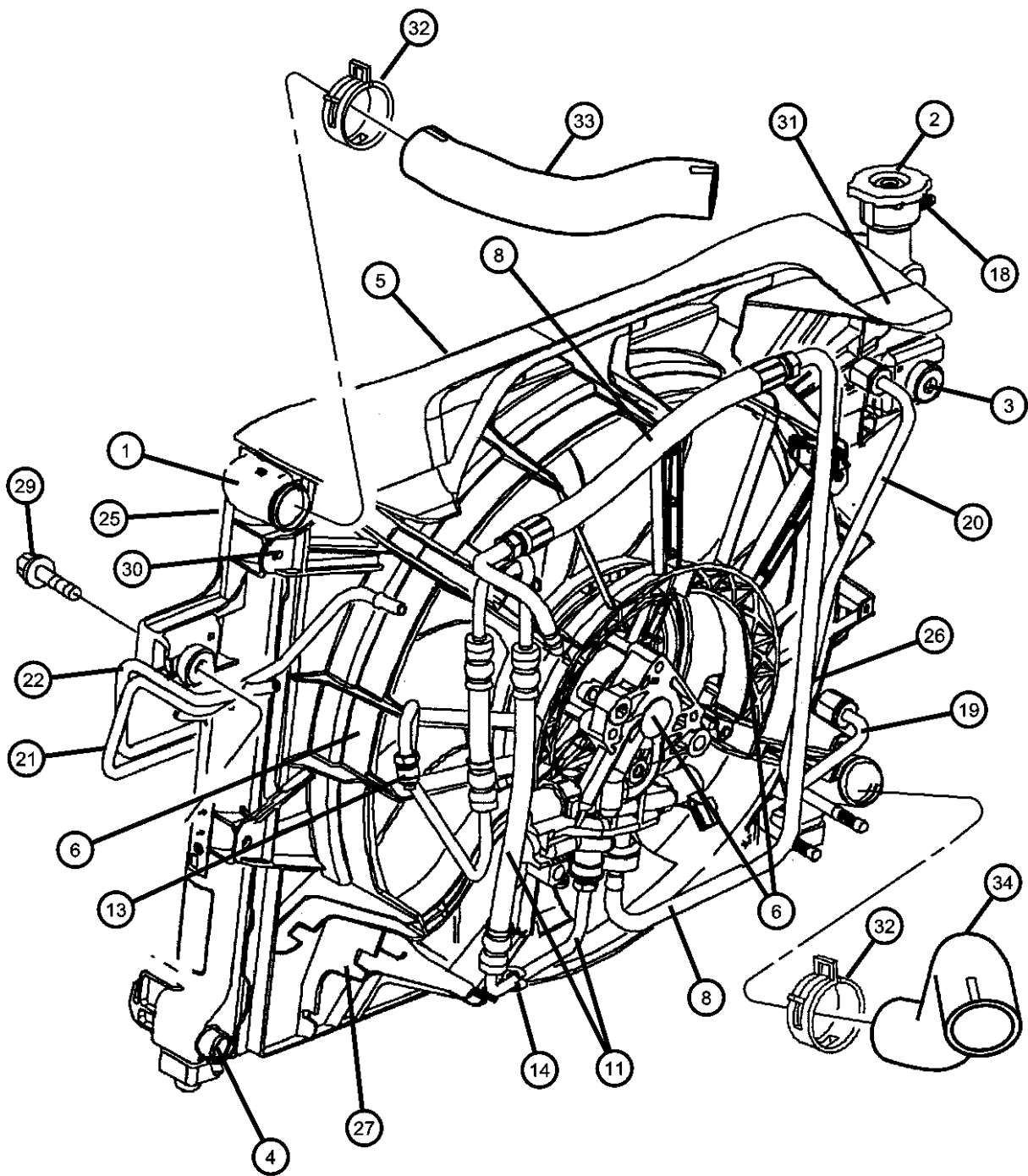
**Radiator and Related Parts 4.7L Engine**  
**Figure 7-160**



ITEM	PART NUMBER	QTY	LINE	SERIES	BODY	ENGINE	TRANS	TRIM	DESCRIPTION
-17		1	U			EV0			HOSE, Oil Cooler
	04026139	1	U			EV0			
		1	J			EV0			
18		1							HOSE, Drain, (NOT SERVICED)
19		1							TUBE, Oil Cooler
	52079861AA	1	J			EV0			Cooling, Pressure
		1	U			EV0			Cooling, Pressure
20		1							TUBE, Oil Cooler
	52079862AA	1	J			EV0			Cooling, Return
		1	U			EV0			Cooling, Return
21	52079892AB	1	J			EV0			TUBE, Oil Cooler, Power Steering, Pressure
22	52079783AA	1					DGQ		TUBE, Oil Cooler, Power Steering, Return
-23		1							COOLER, Power Steering
	52079948AA	1	U			EV0			
		1	J			EV0			
-24		1							SLEEVE, Braided Expandable
	04546594	1	J			EV0			
		1	U			EV0			
25		1							SEAL, Radiator Condenser
	52079886AA	1	U			EV0			
		1	J			EV0			
26		1							SEAL, Radiator
	52079887AA	1	U			EV0			Left
		1	J			EV0			Left
27		1							SEAL, Radiator
	52079888AA	1	U			EV0			Right
		1	J			EV0			Right
-28		4							U-NUT, M6x1.00
	06505172AA	4	J			EV0			
		4	U			EV0			
29		4							SCREW AND WASHER, Hex Head, M6x1x20
	06102117AA	4	J			EV0			
		4	U			EV0			
30		4							PIN, Push, .15x.41
	J4004262	4	J			EV0			
		4	U			EV0			
31		1							LABEL, Belt Routing
	53030960	1	J			EV0			

AR = use ase required - = Non illustrated part

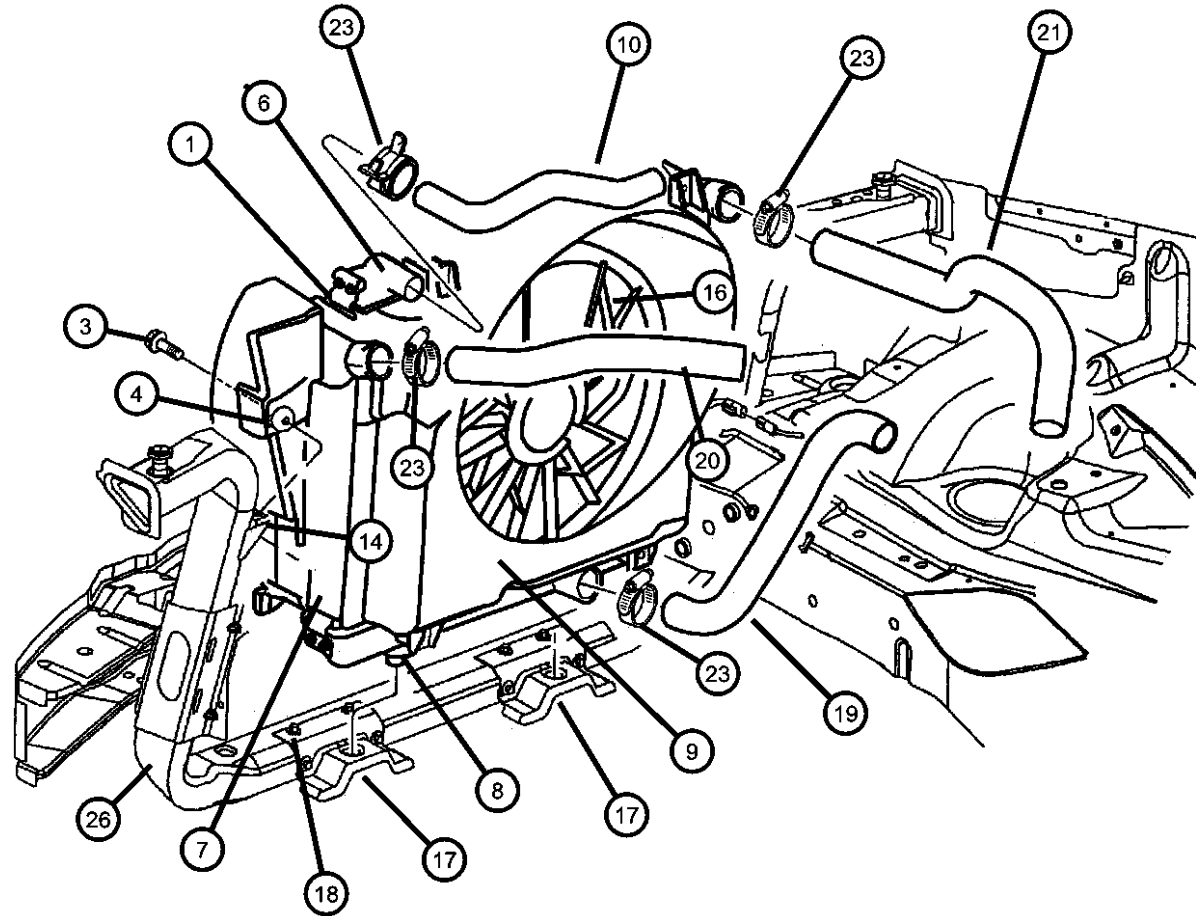
Radiator and Related Parts 4.7L Engine  
Figure 7-160



ITEM	PART NUMBER	QTY	LINE	SERIES	BODY	ENGINE	TRANS	TRIM	DESCRIPTION
		1	U			EV0			
32	52005580	1				ER0, EV0			CLAMP, Hose to Radiator
33	52079872AA	1				EV0			HOSE, Radiator Inlet
34									HOSE, Radiator Outlet
	52080246AA	1	U			EV0			
	52079873AA	1				EV0			
-35									BRACKET, Radiator
	55136170	1							Right
	55136171	1							Left

AR = use ase required - = Non illustrated part

**Radiator and Related Parts, 3.1L Diesel Engine**  
**Figure 7-165**

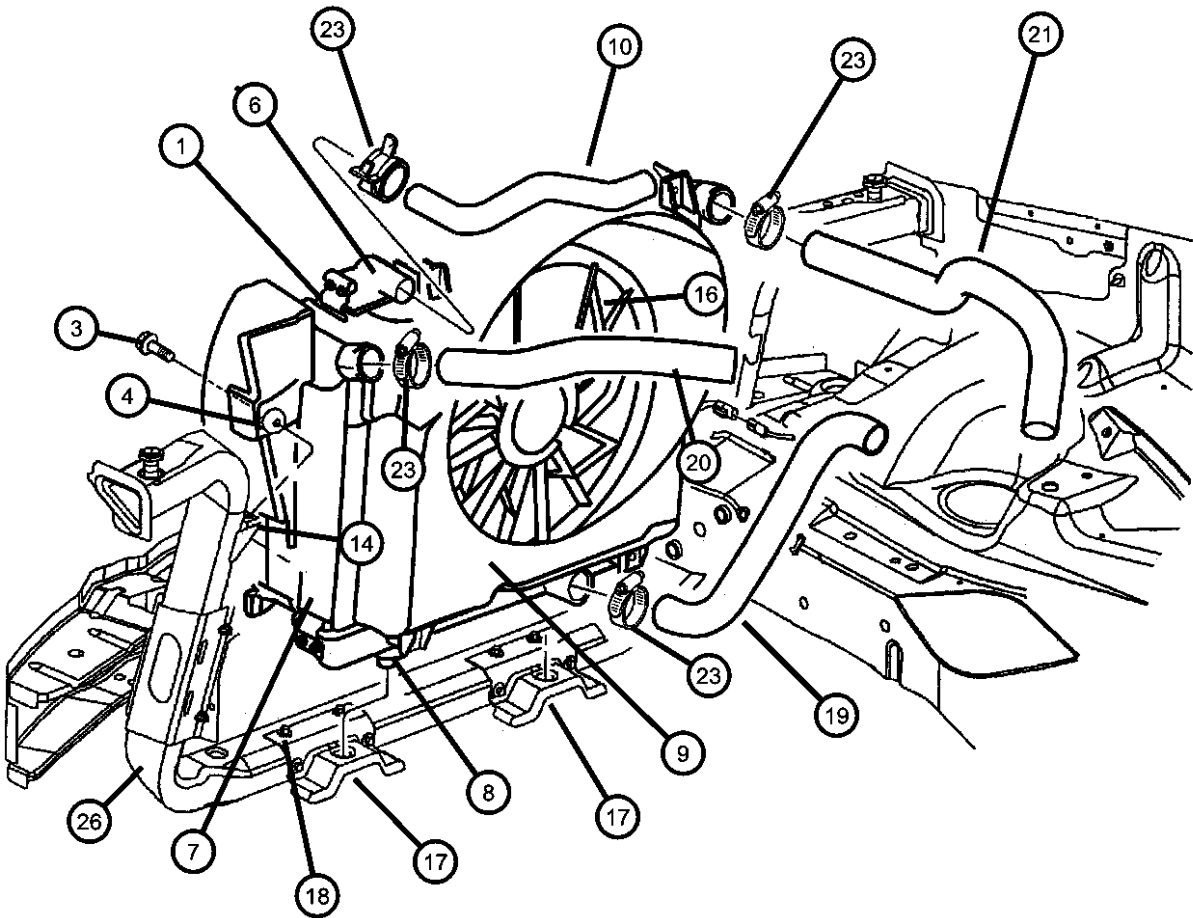


ITEM	PART NUMBER	QTY	LINE	SERIES	BODY	ENGINE	TRANS	TRIM	DESCRIPTION
Note: DGW = 4 Speed Automatic Transmission 44RE DG4 = Multi-Speed Automatic Transmission 45RFE EX0 = All 3.0/3.1L Turbo Diesel Engines									
1	55115918AB	1	J			EX0			CONDENSER, Air Conditioning
		1	U			EX0			
-2	53054593AA	2	J			EX0			ISOLATOR, A/C Condenser
		2	U			EX0			
3	06504851AA	2	J			EX0			SCREW AND WASHER, Hex Head, M6x1x25
		2	U			EX0			
4	04546552	2	J			EX0			U-NUT, Module
		2	U			EX0			
-5	52079499AC	1	J			EX0			COOLER, Charge Air
		1	U			EX0			
6	52079498AB	1	J			EX0			RADIATOR, Engine Cooling
		1	U			EX0			
7	52079568AB	1	J			EX0			SEAL, Radiator
		1	U			EX0			Right
	52079569AB	1	J			EX0			Right
		1	U			EX0			Left
		1	U			EX0			Left
8	52079536	2	J			EX0			ISOLATOR, Radiator
		1	U			EX0			Lower
9	52079508	1	J			EX0			SHROUD, Fan
	52079516AC	1	U			EX0			
10	52079502	1				EX0			HOSE, Radiator Inlet
-11	04592145	1	J			EX0			SLEEVE, Braided
		1	U			EX0			
-12	52079631AA	1					DG4		CLAMP, Oil Cooler Tube
-13	06102117AA	4	U			EX0			SCREW AND WASHER, Hex Head, M6x1x20
14	06505172AA	4	J			EX0			U-NUT, M6x1.00

AR = use ase required - = Non illustrated part



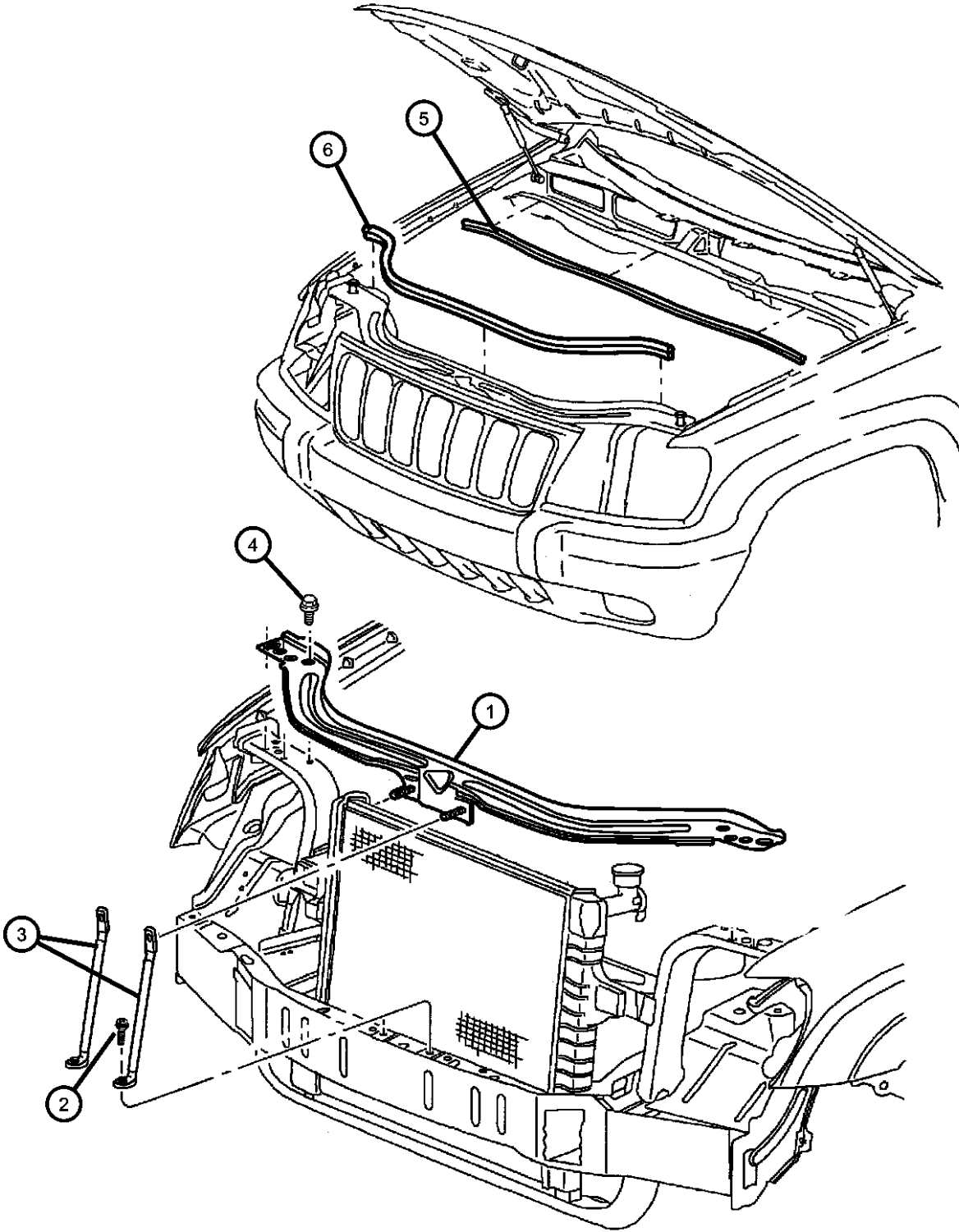
Radiator and Related Parts, 3.1L Diesel Engine  
Figure 7-165



ITEM	PART NUMBER	QTY	LINE	SERIES	BODY	ENGINE	TRANS	TRIM	DESCRIPTION
-15		3	U			EX0			LABEL, Belt Routing
	52079544	1	J			EX0			
		1	U			EX0			
16									FAN, Cooling
	52079555AC	1	J			EX0			
		1	U			EX0			
17									BRACKET, Radiator
	52079564	1				EX0			Right
	52079617AA	1				EX0			Left
18	00154867AA	8				EX0	DGW		SCREW, M6x1.00x55.00
19	52079503	1				EX0			HOSE, Radiator Outlet
20	52079501	1				EX0			HOSE, Charge Air Cooler
21	52079500	1				EX0			HOSE, Charge Air Cooler
-22	06034860	4				EV0, EX0			BOLT AND WASHER, Implement Attaching
23	06033135	4				EX0			CLAMP
-24	52079506	1				EX0			FAN, Cooling
-25	52079507	1				EX0			VISCOUS CLUTCH, Fan Drive
26	55136992AC	1							CROSSMEMBER, Radiator

AR = use ase required - = Non illustrated part

Radiator Upper Support  
Figure 7-170



ITEM	PART NUMBER	QTY	LINE	SERIES	BODY	ENGINE	TRANS	TRIM	DESCRIPTION
1	52079416	1							CROSSMEMBER, Radiator
2	06503267	2							SCREW, Round Head, M6x1x25
3	55136273	2							BRACE, Radiator Crossmember
4	06505814AA	4							SCREW, M8x1.25x20
5	55135392AB	1							SEAL, Hood To Plenum
6	55135398AB	1							SEAL, Hood

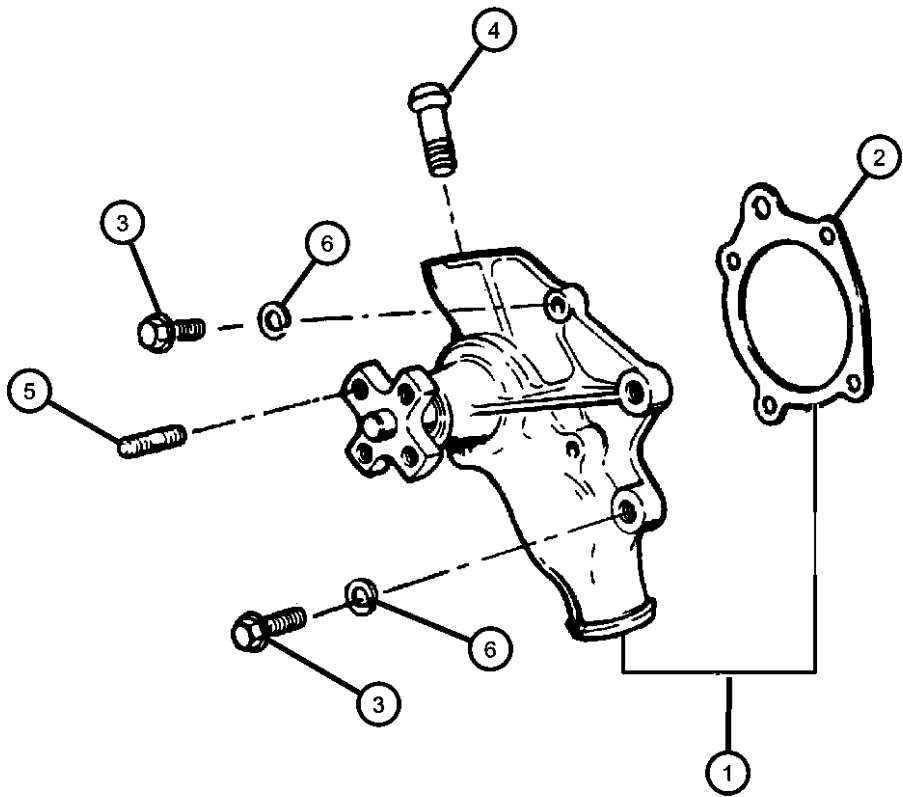
AR = use ase required - = Non illustrated part

Water Pump and Related Parts 4.0L Engine  
Figure 7-210

ITEM	PART NUMBER	QTY	LINE	SERIES	BODY	ENGINE	TRANS	TRIM	DESCRIPTION
------	----------------	-----	------	--------	------	--------	-------	------	-------------

Note: Sales Code ER0 = 4.0L Engine

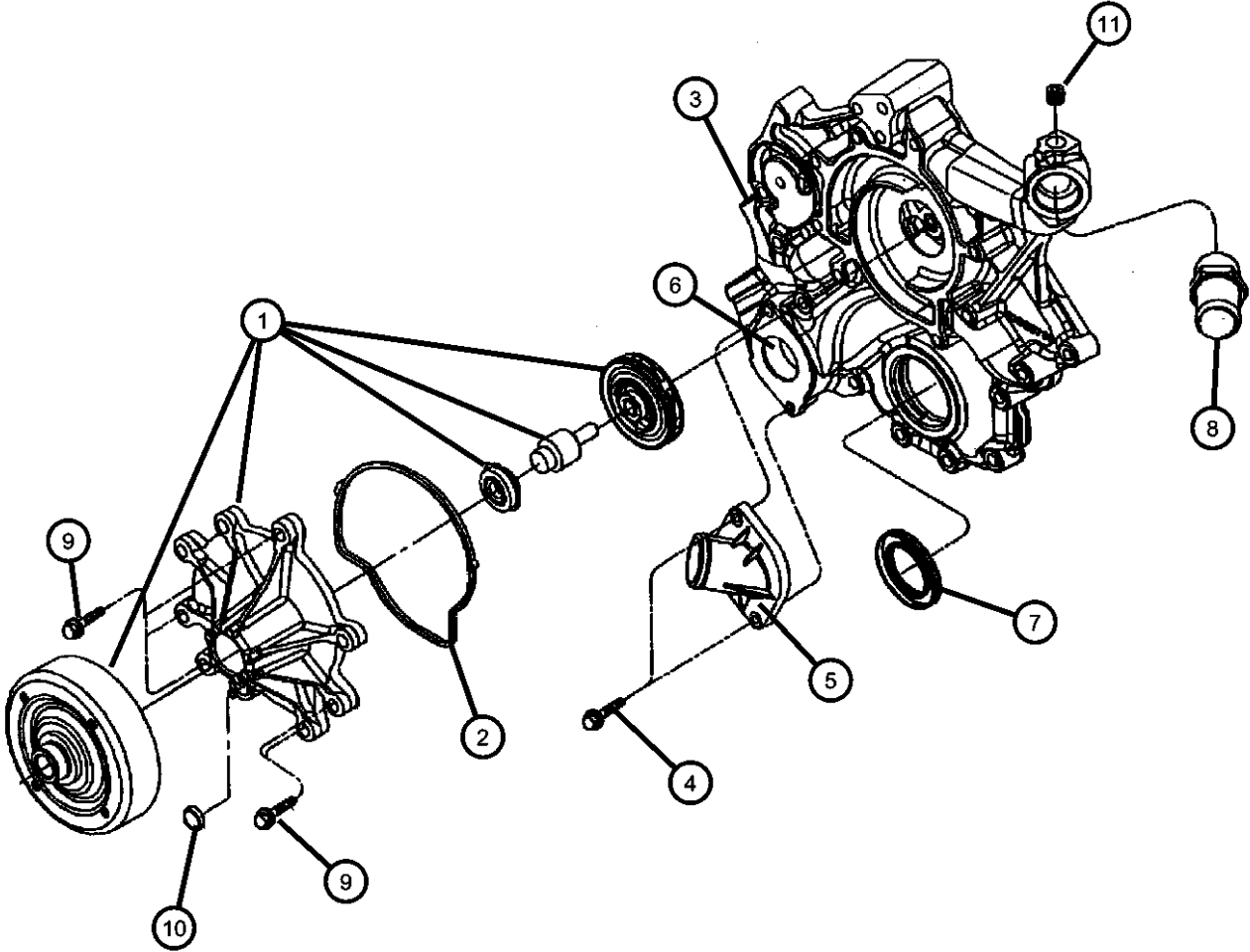
1	05012366AA	1				ER0			PUMP PACKAGE, Water
2	53010419	1				ER0			GASKET, Water Pump
3	53010419	1							SCREW AND WASHER, Hex Head, .312-18x1.75, (NOT SERVICED)
4	53007978	1				ER0			TUBE, Water Pump Heater Return
5	53007978	1							STUD, .312-18/.312-24x1.250, (NOT SERVICED)
6	05013014AA	1				ER0			WASHER



AR = use ase required - = Non illustrated part

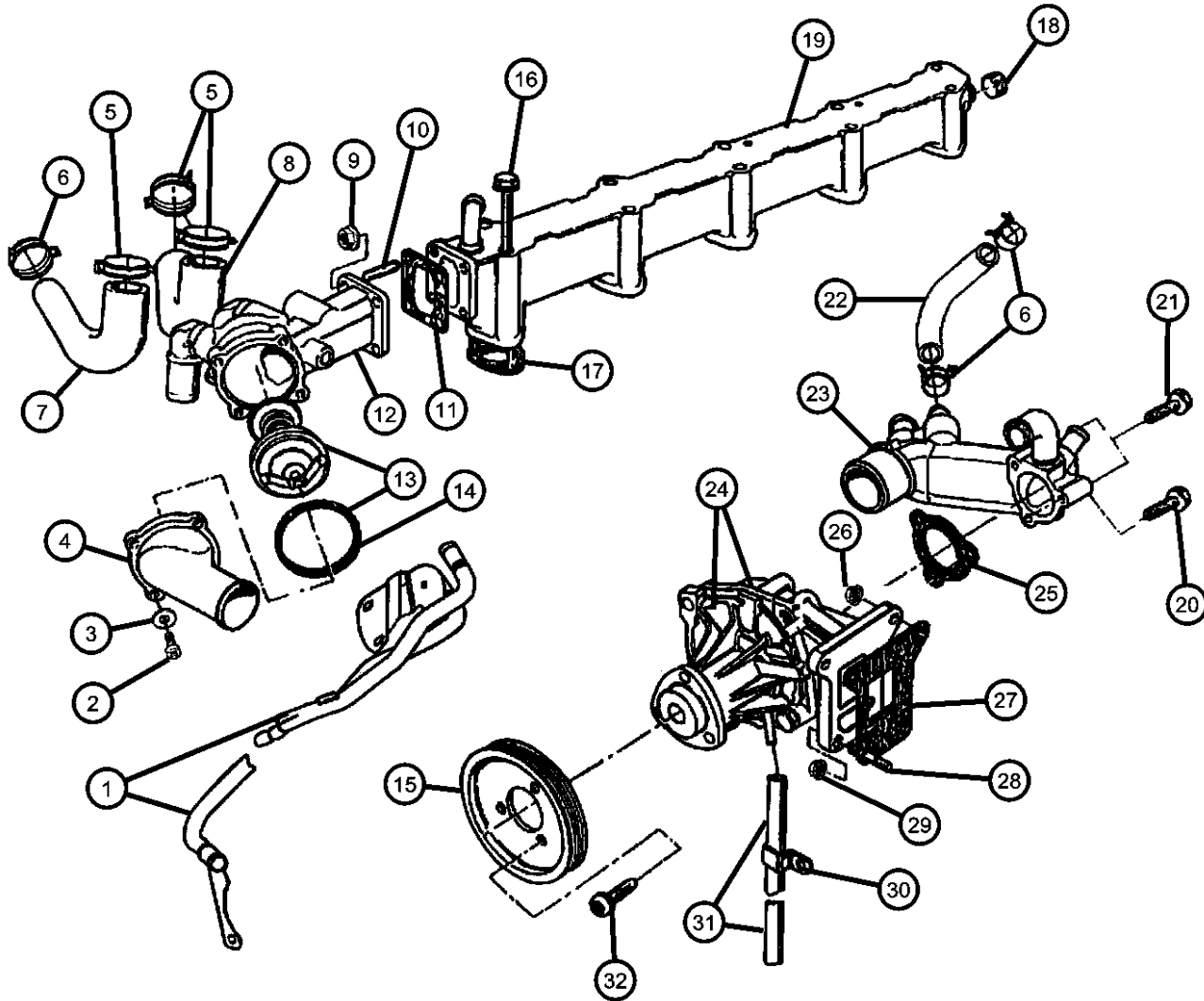
Water Pump and Related Parts 4.7L Engine  
Figure 7-220

ITEM	PART NUMBER	QTY	LINE	SERIES	BODY	ENGINE	TRANS	TRIM	DESCRIPTION
Note: Sales Code EV0 = 4.7L Engine									
1	53020873AC	1				EV0			PUMP, Water
2	53020865	1				EV0			GASKET, Water Pump
3	06035854	2				EV0			FITTING, Y-Style
4	06505502AA	2				EV0			SCREW
5	53020887AB	1				EV0			HOUSING, Thermostat
6	52079476AB	1				EV0			THERMOSTAT, with Seal
7	53021313AA	1				EV0			SEAL, Crankshaft Oil, Front
8	06035961AA	1				EV0			PIPE FITTING, Chain Case Cover, .375-18x2
9	06102141AA	5							SCREW, M6x1x25
10	05018919AA	1				EV0			PLUG
11	05018919AA	1				EV0			PLUG



AR = use ase required - = Non illustrated part

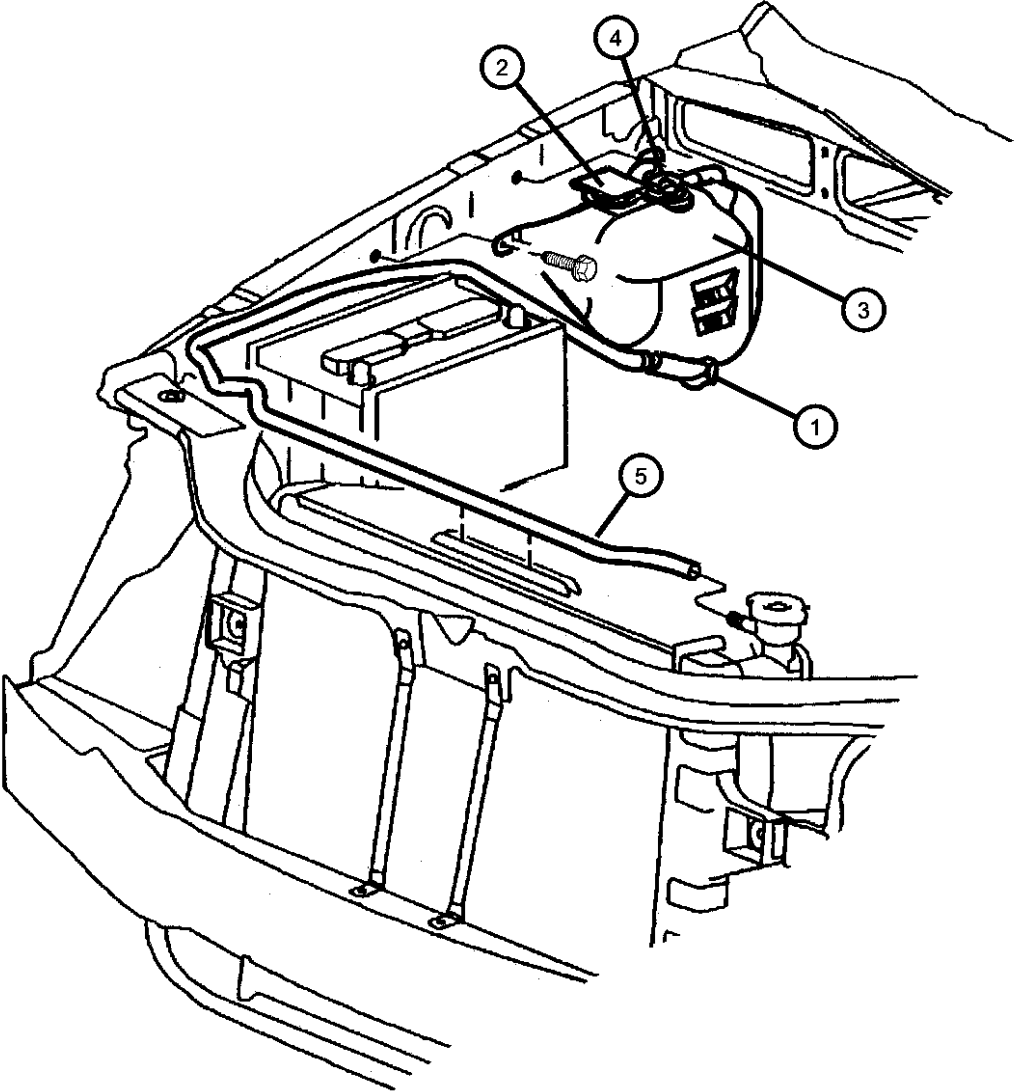
Water Pump and Related Parts, 3.1L Diesel Engine  
Figure 7-230



ITEM	PART NUMBER	QTY	LINE	SERIES	BODY	ENGINE	TRANS	TRIM	DESCRIPTION
Note: Sales Code EX0 = 3.1L Engine									
Note: Sales Code DG0 = All Auto Trans									
1	05015054AA	1				EX0	DG0		TUBE, Heater
2	04720658	4				EX0	DG0		SCREW, Intake Manifold Elbow
3	04723204	8				EX0	DG0		WASHER, Implement Attaching
4	04778976	1				EX0	DG0		COVER, Thermostat Housing
5	04886050AA	4				EX0	DG0		CLAMP, Heater Hose
6	04883924AA	5				EX0	DG0		CLAMP, Heater Hose
7	04883431AA	1				EX0	DG0		HOSE, Heater Feed
8	04778977	1				EX0	DG0		HOSE, Water Pump Bypass
9	04778936	4				EX0	DG0		NUT, Suction Pipe Attaching
10	04797764	4				EX0	DG0		STUD, M6x14
11	04778971	1				EX0	DG0		GASKET, Thermostat
12	04778974AB	1				EX0	DG0		HOUSING, Thermostat
13	04778975	1				EX0	DG0		THERMOSTAT
14	04778971	1				EX0	DG0		GASKET, Thermostat
15	04864567	1				EX0	DG0		PULLEY, Water Pump
16	05003571AA	10				EX0	DG0		SCREW, Hex Head
17	04720450	5				EX0	DG0		GASKET, Water Manifold
18	04864753	2				EX0	DG0		PLUG
19	05015033AA	1				EX0	DG0		MANIFOLD, Water
20	05003556AA	1				EX0	DG0		BOLT
21	05003555AA	2				EX0	DG0		BOLT
22	05015055AA	1				EX0	DG0		HOSE, Heater
23	04864576	1				EX0	DG0		ADAPTER, Water Pump
24									PUMP, Water
	04864566	1				EX0	DG0		[Up To 2-27-01]
	04864566AB	1				EX0	DG0		[After 2-27-01]
25	04864575	1				EX0	DG0		GASKET, Water Pump
26	04720699	1				EX0	DG0		NUT, Hex Lock, M8
27	04720451	1				EX0	DG0		GASKET, Water Pump
28	04720550	10				EX0	DG0		STUD, Water Pump To Block
29	04778961	22				EX0	DG0		NUT
30	04720446	1				EX0	DG0		CLIP, Drain Pipe
31	04720438	1				EX0	DG0		PIPE, Water Pump Drain
32	05003554AA	3				EX0	DG0		SCREW

AR = use ase required - = Non illustrated part

Coolant Tank, 4.0,4.7L Engine  
Figure 7-310



ITEM	PART NUMBER	QTY	LINE	SERIES	BODY	ENGINE	TRANS	TRIM	DESCRIPTION
------	----------------	-----	------	--------	------	--------	-------	------	-------------

Note: Sales Code ER0 = 4.0L Engine  
Note: Sales Code EV0 = 4.7L Engine

1									GROMMET
	52028254	1				EV0			
		1				ER0			
2									CAP, Coolant Reserve Tank
	52079331	1				ER0			
		1				EV0			
3									BOTTLE, Coolant Recovery
	52079461AB	1				EV0			
		1				ER0			
4									SENSOR, Coolant Level
	52079468	1				ER0			
		1				EV0			
5									HOSE, Coolant Reserve Tank
	04026148	1				EV0			
		1				ER0			

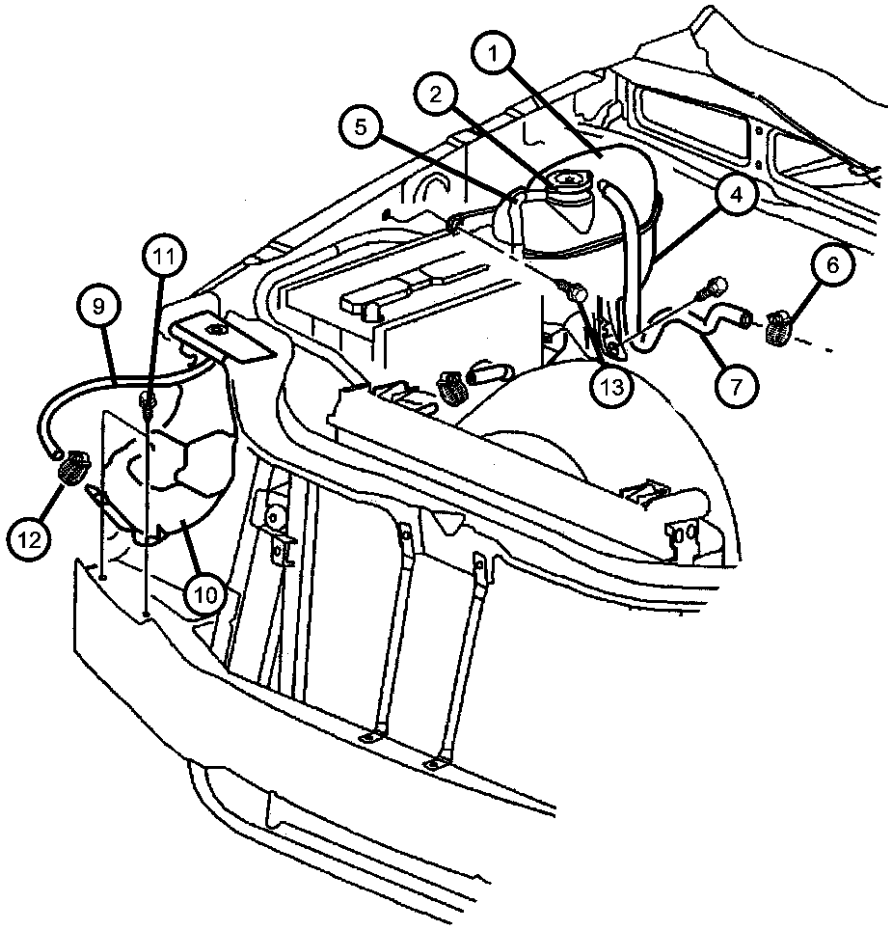
AR = use ase required - = Non illustrated part

Coolant Tank, 3.1 Diesel Engine  
Figure 7-320

ITEM	PART NUMBER	QTY	LINE	SERIES	BODY	ENGINE	TRANS	TRIM	DESCRIPTION
------	----------------	-----	------	--------	------	--------	-------	------	-------------

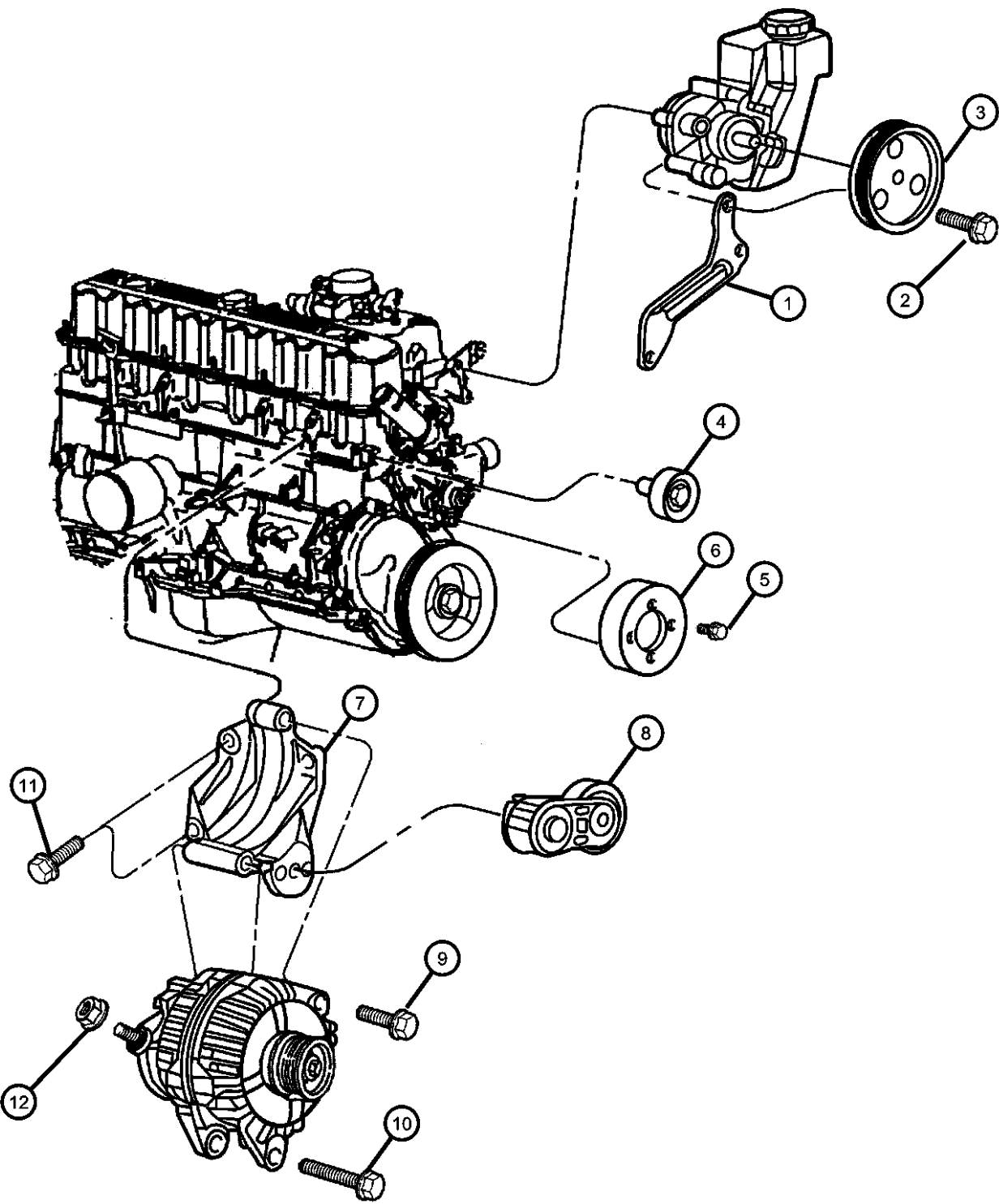
Note:  
DGW = 4 Speed Automatic Transmission 44RE  
DG0 = All Automatic Transmissions  
EX0 = All 3.0/3.1L Turbo Diesel Engines

1	52079505AB	1				EX0			BOTTLE, Degasser
2	04596198	1				EX0			CAP, Pressurized Coolant
-3	52028399	1				EX0			LABEL, Coolant Warning
4	52079881AA	1				EX0			SENSOR, Coolant Level
5	52079571	1				EX0			HOSE, Coolant Recovery Bottle
6	06502018	2				EX0			CLAMP, Hose, M28.9 x 1.60
7	04443176	1				EX0			HOSE, Fuel, .31 I.D. 50 Foot Roll
-8	52079631AA	1				EX0	DGW		CLAMP, Oil Cooler Tube
9	04266423	1				EX0			HOSE, Overflow, Roll Stock
10	52079798AB	1				EX0			BOTTLE, Coolant Recovery
11	05003571AA	10				EX0	DG0		SCREW, Hex Head
12	06502081	2				EX0			CLAMP, Oil Cooler Line
13	06502081	2							SCREW, Tapping, M8x1.25x16.00, (NOT SERVICED)



AR = use ase required - = Non illustrated part

Drive Pulleys 4.0L Engine  
Figure 7-420



ITEM	PART NUMBER	QTY	LINE	SERIES	BODY	ENGINE	TRANS	TRIM	DESCRIPTION
Note: Sales Code ER0 = 4.0L Engine									
1	04854157	1				ER0			BRACE, Power Steering Pump
2	06502425	3				ER0			SCREW AND WASHER, Hex Head, M8x1.25x95
3	53010258AB	1				ER0, EV0			PULLEY, Power Steering Pump
4	04854092	1				ER0			PULLEY, Idler
5	06034860	4				ER0			BOLT AND WASHER, Implement Attaching
6	04854032	1				ER0			PULLEY, Water Pump
7	04854026	1				ER0			BRACKET, Alternator
8	04854089	1				ER0			TENSIONER, Alternator Belt
9	06505488AA	1				ER0			SCREW AND WASHER, Hex Head
10	06504344	1				ER0			SCREW AND WASHER, Hex Head
11	00154854AA	4				ER0			SCREW AND WASHER, Hex Head
12	00154854AA	4				ER0			NUT, Hex Flange Lock, M6x1, (NOT SERVICED)

AR = use ase required - = Non illustrated part

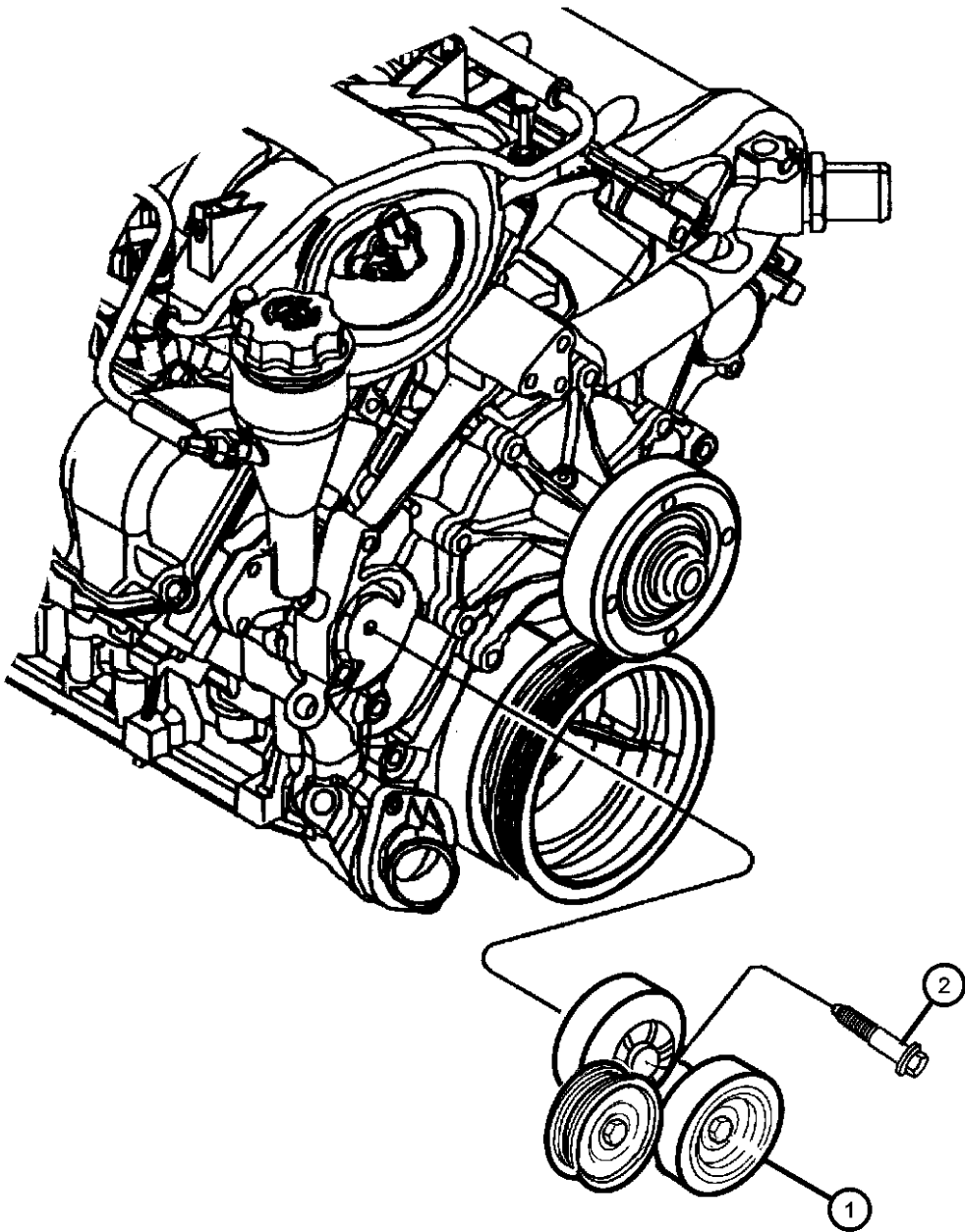


Drive Pulleys 4.7L Engine  
Figure 7-430

ITEM	PART NUMBER	QTY	LINE	SERIES	BODY	ENGINE	TRANS	TRIM	DESCRIPTION
------	----------------	-----	------	--------	------	--------	-------	------	-------------

Note: Sales Code EV0 = 4.7L Engine

1	53030958	1				EV0			TENSIONER, Alternator Belt
2	06504930AA	1				EV0			SCREW AND WASHER, Hex Head, M10x1.5x70



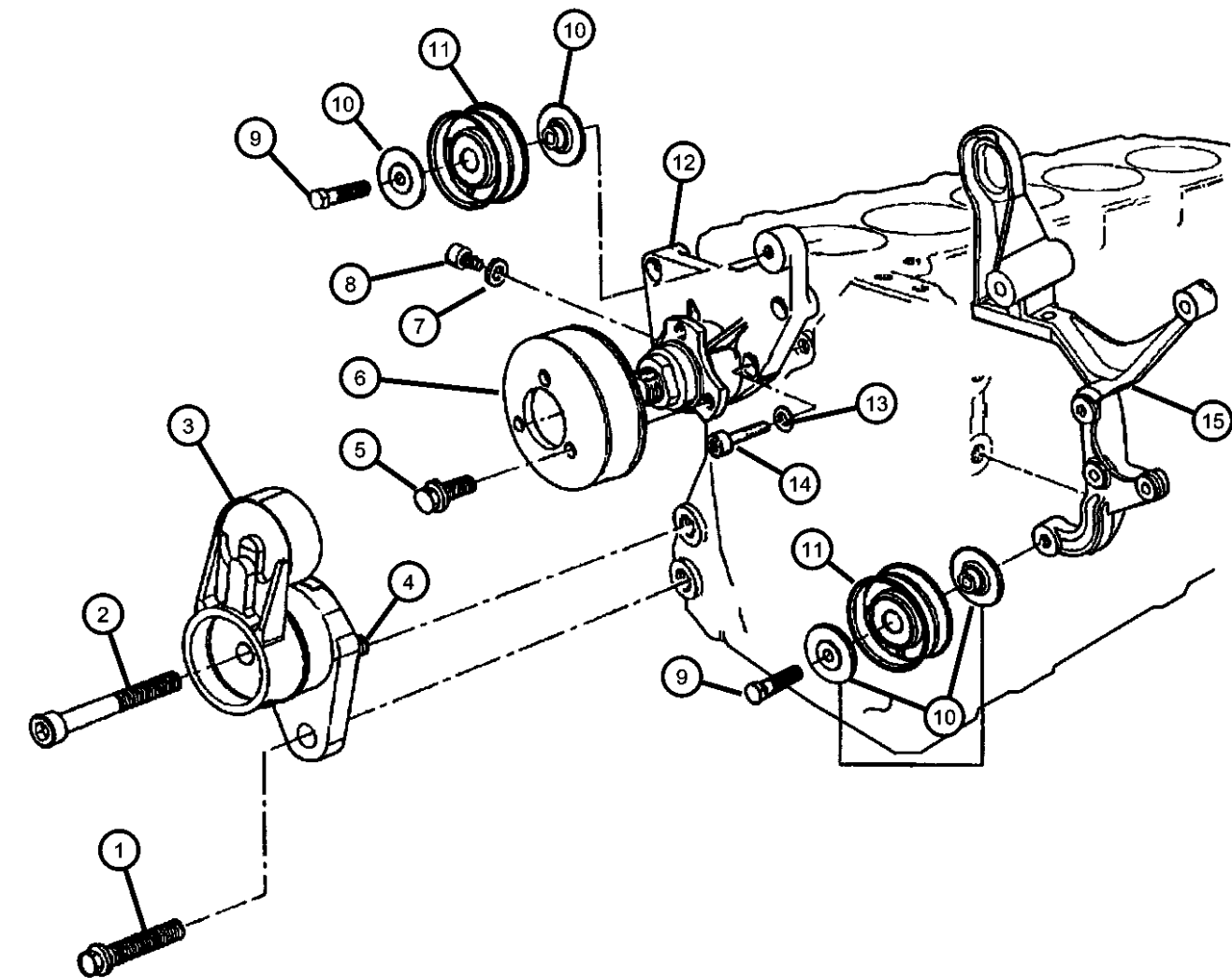
AR = use ase required - = Non illustrated part

Drive Pulleys, 3.1L Diesel Engine  
Figure 7-440

ITEM	PART NUMBER	QTY	LINE	SERIES	BODY	ENGINE	TRANS	TRIM	DESCRIPTION
------	-------------	-----	------	--------	------	--------	-------	------	-------------

Note:  
DG0 = All Automatic Transmissions  
EX0 = All 3.0/3.1L Turbo Diesel Engines

1	05003536AA	1				EX0	DG0		BOLT, Belt Tensioner
2	04886053AA	1				EX0	DG0		BOLT, Belt Tensioner
3	04897159AB	1				EX0	DG0		TENSIONER, Belt
4	04883528AA	1				EX0	DG0		BOLT, Adaptor Plate
5	05003554AA	3				EX0	DG0		SCREW
6	04883491AA	1				EX0	DG0		PULLEY, Fan
7	04723200	1				EX0	DG0		WASHER, Flat
8	04796030	1				EX0	DG0		SCREW, Fan Bearing
9	04797773	1				EX0	DG0		BOLT, Left Hand Thread, M10x50
10	05015071AA	2				EX0	DG0		FLANGE, Accessory Drive
11	04796016	1				EX0	DG0		PULLEY, Idler
12	05003566AA	1				EX0	DG0		BRACKET, Fan
13	04720688	4				EX0	DG0		WASHER, Flat
14	04797768	4				EX0	DG0		BOLT, Vacuum Pump Bracket, M10x35
15	05015072AA	1				EX0	DG0		BRACKET, Alternator



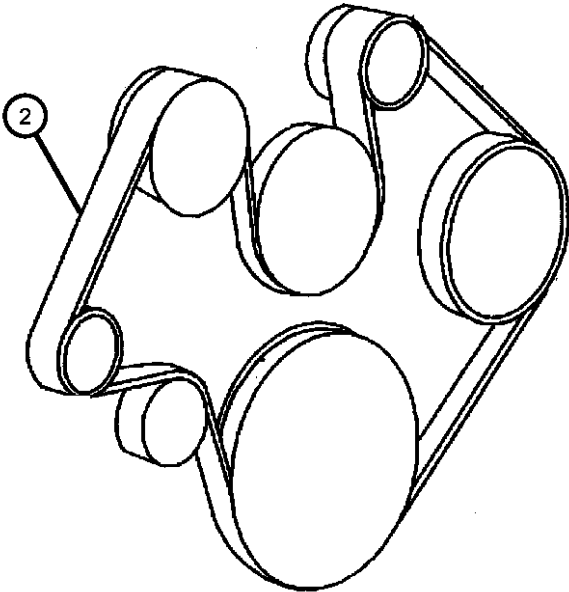
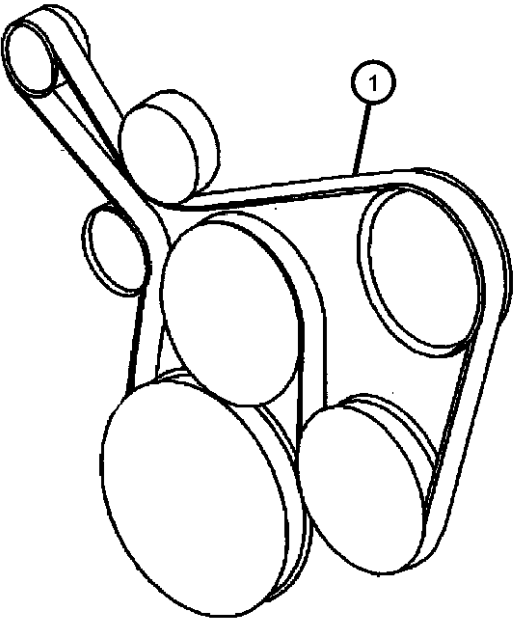
AR = use ase required - = Non illustrated part

Drive Belts 4.0L and 4.7L Engines  
Figure 7-520

ITEM	PART NUMBER	QTY	LINE	SERIES	BODY	ENGINE	TRANS	TRIM	DESCRIPTION
------	----------------	-----	------	--------	------	--------	-------	------	-------------

Note: Sales Code ER0 = 4.0L Engine  
Note: Sales Code EV0 = 4.7L Engine

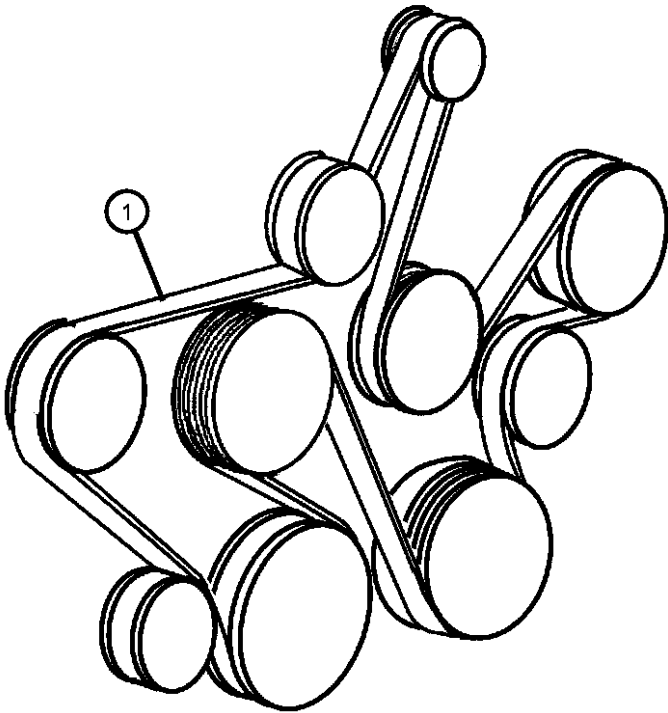
1	04854033	1				ER0			BELT, Accessory Drive
2	53032037AC	1				EV0			BELT, Accessory Drive



AR = use ase required    - = Non illustrated part

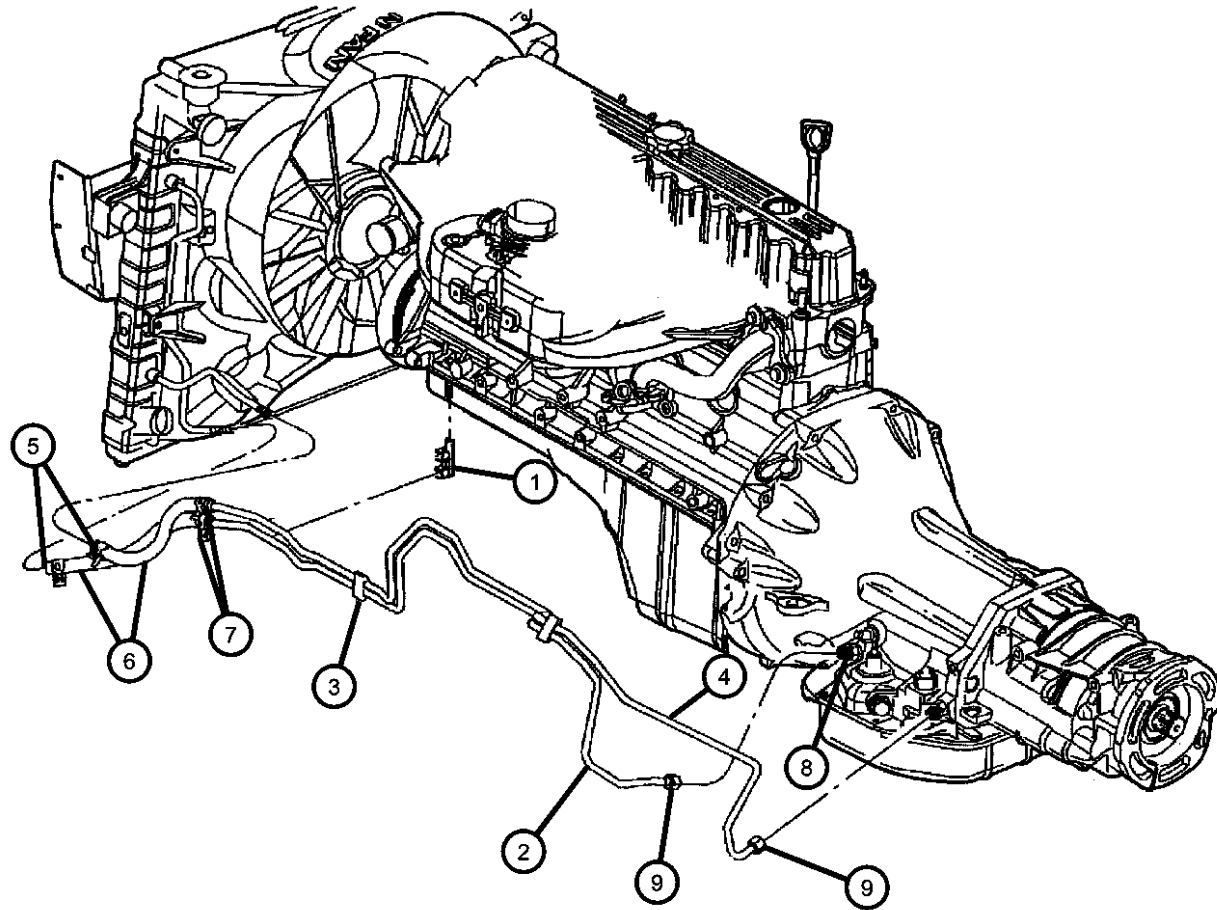
Drive Belts, 3.1L Diesel Engine  
Figure 7-530

ITEM	PART NUMBER	QTY	LINE	SERIES	BODY	ENGINE	TRANS	TRIM	DESCRIPTION
Note: DG0 = All Automatic Transmissions EX0 = All 3.0/3.1L Turbo Diesel Engines									
1									BELT, Alternator
	05015962AB	1				EX0	DG0		[Up To Engine No. 73B-30754]
	05080840AA	1				EX0	DG0		[After Engine No. 73B-30755]



AR = use ase required - = Non illustrated part

**Oil Cooler and Lines 3.1, 4.0L Engines**  
**Figure 7-610**



ITEM	PART NUMBER	QTY	LINE	SERIES	BODY	ENGINE	TRANS	TRIM	DESCRIPTION
Note: DGK = 4 Speed Automatic Transmission 42RE DGW = 4 Speed Automatic Transmission 44RE DG0 = All Automatic Transmissions DG4 = Multi-Speed Automatic Transmission 45RFE ER0 = All 4.0L 6 Cyl Gas Engin EV0 = All 4.7L Gas Engines EX0 = All 3.0/3.1L Turbo Diesel Engines									
1									BRACKET, Transmission Oil Cooler
	52079789AA	1					DG4, DGK		
	52079894AA	1					DGW		
2									TUBE, Oil Cooler
	52079369	1					DGK		
	52079623AC	1				EX0	DGW		
3	04815987AA	2					DG4		CLIP, Power Steering Hose
4									TUBE, Oil Cooler
	52079665AC	1				EX0	DGW		
	52079782AB	1					DGK		
5									CLAMP, Oil Cooler Tube
	52079631AA	1	J			EV0			
		1	U			ER0	DG0		
6									HOSE, Oil Cooler
	04026139	1	J			EV0			
	53054592AA	1	J			EX0			
7									CLAMP, Oil Cooler Tube
	52079631AA	1				EX0	DGW		
	52079632AA	1	J			ER0	DG0		
8	52028463AB	1				EX0	DGW		VALVE, Oil Cooler Pressure
9	06035503	3					DGK		NUT, .625-18

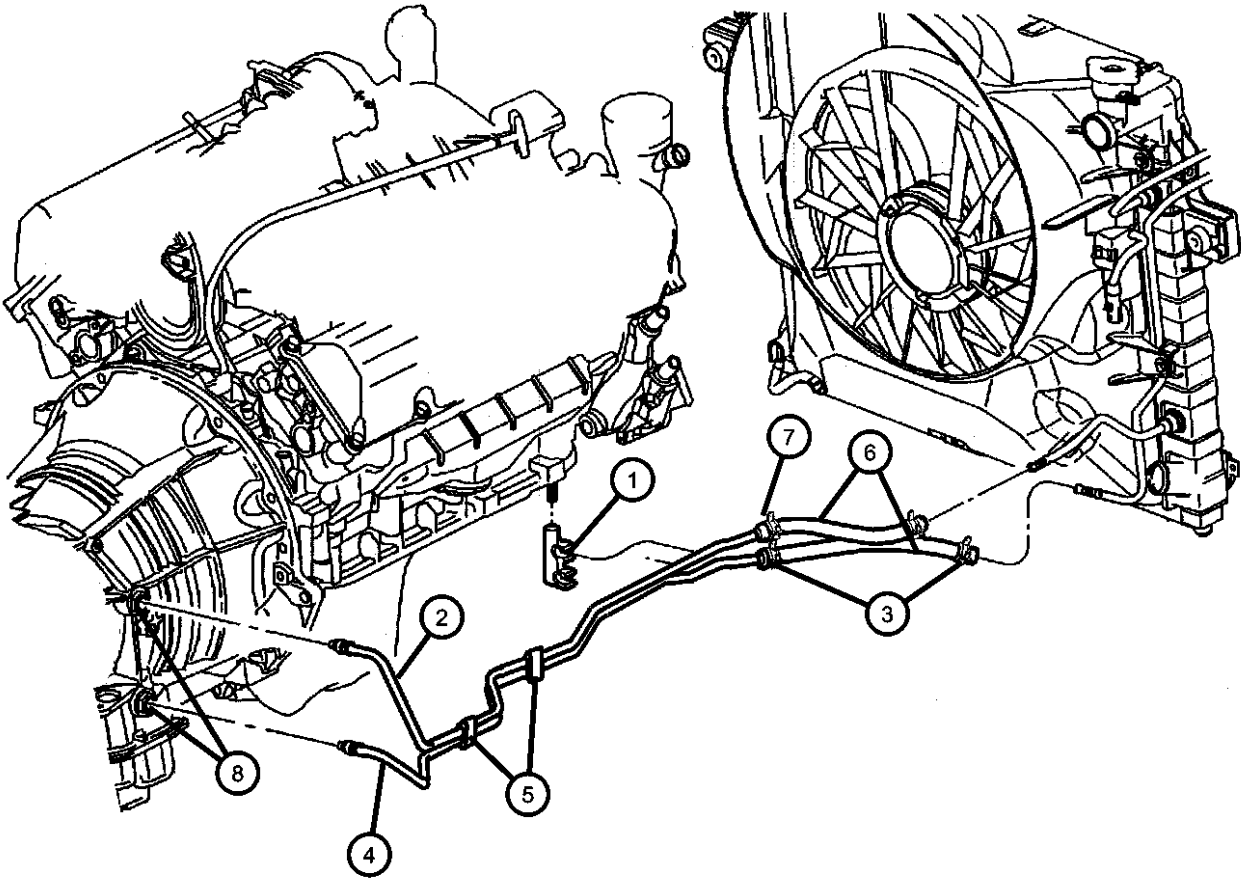
AR = use ase required - = Non illustrated part

Oil Cooler and Lines 4.7L Engine  
Figure 7-620

ITEM	PART NUMBER	QTY	LINE	SERIES	BODY	ENGINE	TRANS	TRIM	DESCRIPTION
------	-------------	-----	------	--------	------	--------	-------	------	-------------

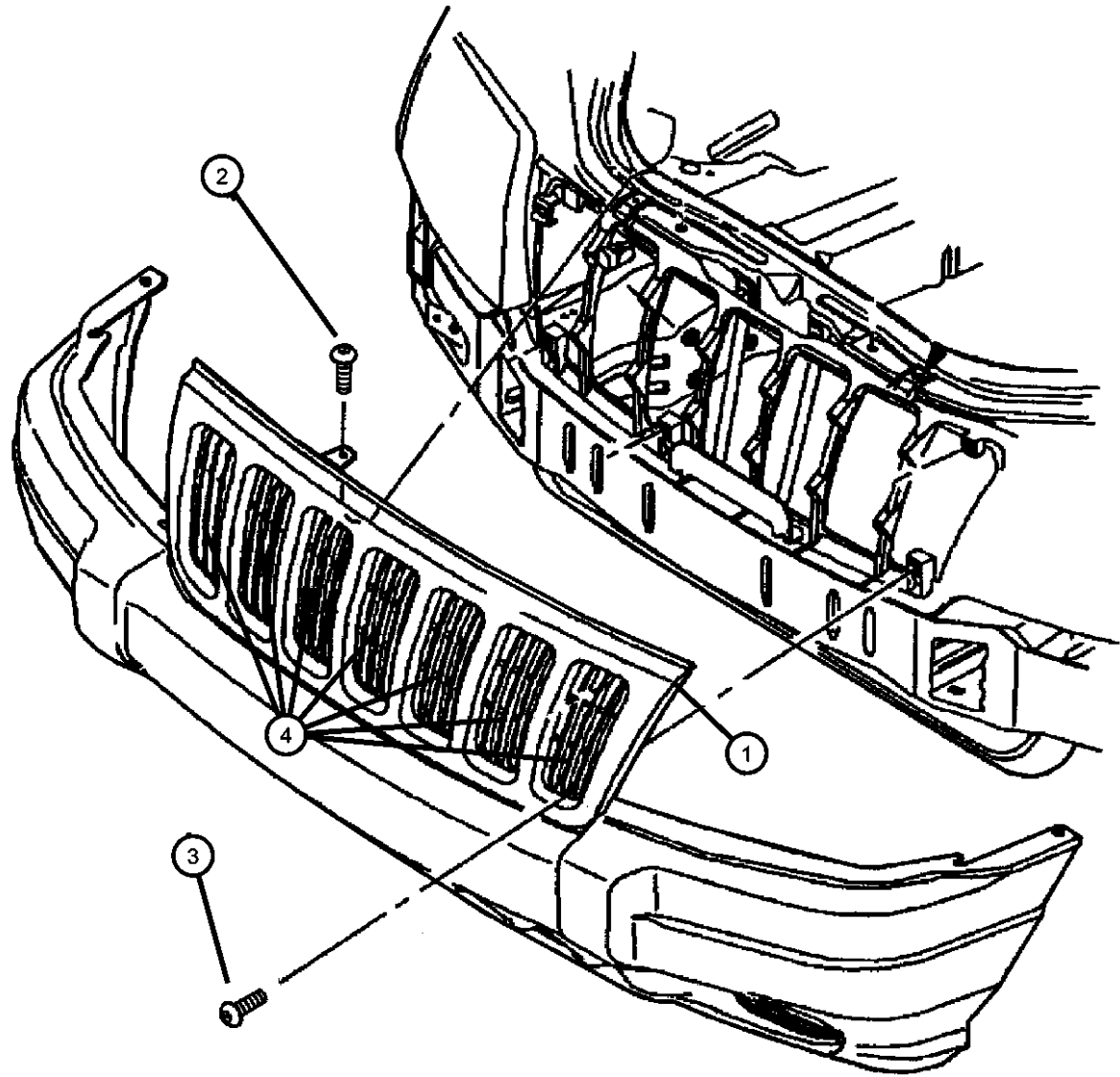
Note:  
DGK = 4 Speed Automatic Transmission 42RE  
DGQ = 5 Speed Automatic Transmission 5-45RFE  
DG4 = Multi-Speed Automatic Transmission 45RFE

1	52079789AA	1					DG4, DGK		BRACKET, Transmission Oil Cooler
2	52079375	1					DGQ		TUBE, Oil Cooler
3	04815987AA	2					DG4		CLIP, Power Steering Hose
4	52079783AA	1					DGQ		TUBE, Oil Cooler
5	52079631AA	1					DG4		CLAMP, Oil Cooler Tube
6	04026139	1					DGK		HOSE, Oil Cooler
7	52079632AA	1					DG4		CLAMP, Oil Cooler Tube
8	04799433AB	2					DG4		NUT, Transmission Case



AR = use ase required - = Non illustrated part

Grille and Related Parts  
Figure 7-720

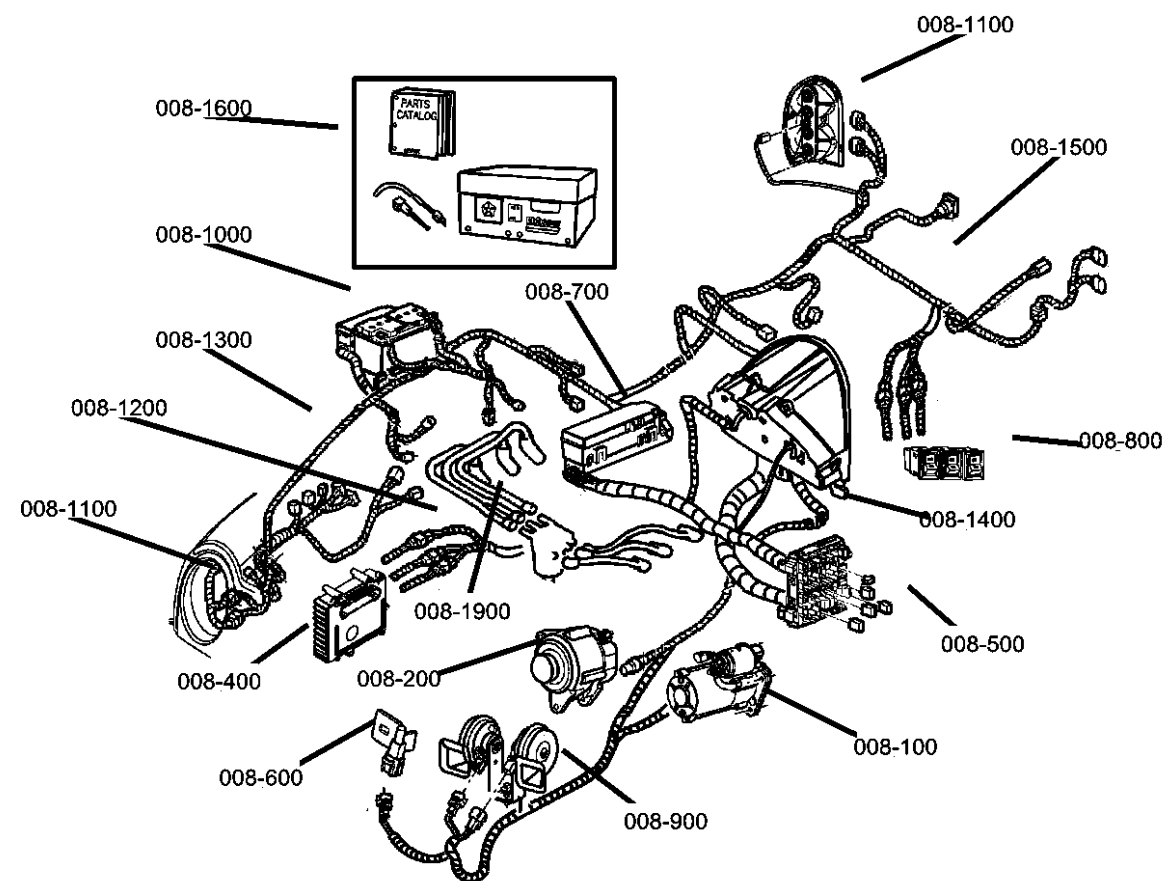


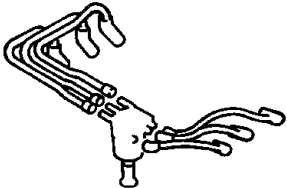
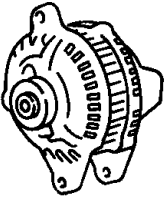
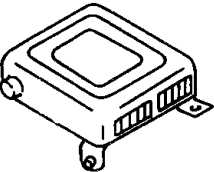
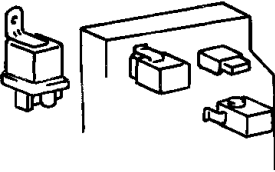
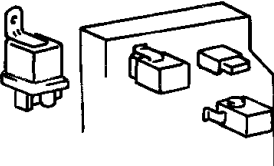
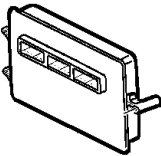
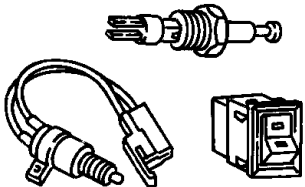
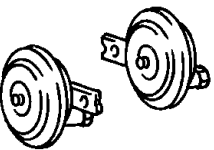
ITEM	PART NUMBER	QTY	LINE	SERIES	BODY	ENGINE	TRANS	TRIM	DESCRIPTION
1	55155921AA	1							GRILLE, Fascia
	5GL79DX8AA	1							Chrome
	5GL79SW1AA	1							[X8]
	5GL79VAWAA	1							[W1]
	5GL79VTEAA	1							[AW]
	5GL79WB7AA	1							[TE]
	5GL79WU-RAA	1							[B7]
	5GL79XBQAA	1							[UR]
	5GL79XGRAA	1							[BQ]
	5GL79XSHAA	1							[GR]
	5GL79YU2AA	1							[SH]
2	06503267	2							[U2]
3	06503267	2							SCREW, Round Head, M6x1x25
4	5GA71DX9AA	1							SCREW, (NOT SERVICED)
									GRILLE, Texture

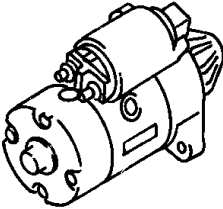
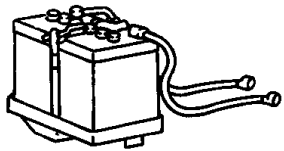

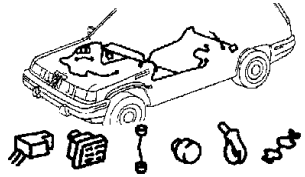



AR = use ase required - = Non illustrated part

# Group - 8

## Electrical



<b>008-1900</b> Spark Plugs-Cables-Coils 	<b>008-200</b> Alternators 	<b>008-400</b> Modules 	<b>008-500</b> Relays 
<b>008-600</b> Sensors 	<b>008-700</b> Single Board Engine Controllers 	<b>008-800</b> Switches 	<b>008-900</b> Horns 

<b>008-100</b> Starters 	<b>008-1000</b> Battery Tray and Cables 	<b>008-1100</b> Lamps - Front, Rear and Courtesy 	<b>008-1200</b> Wiring-Engine & Related Parts 
<b>008-1300</b> Wiring-Headlamp to Dash 	<b>008-1400</b> Wiring-Instrument Panel 	<b>008-1500</b> Wiring-Body & Accessories 	<b>008-1600</b> Wiring Repair  <b>WIRING REPAIR PKG.</b>



---

Group - 8 Electrical

Illustration Title	Group-Fig. No.
<b>Starters</b>	
Starters.....	Fig. 8 - 110
<b>Alternators</b>	
Alternator & Mounting.....	Fig. 8 - 210
Alternator & Alternator Mounting (EXA) .....	Fig. 8 - 220
<b>Modules</b>	
Modules.....	Fig. 8 - 405
<b>Relays</b>	
Power Distribution Center Relays and Fuses .....	Fig. 8 - 505
Junction Block Relays and Fuses.....	Fig. 8 - 510
<b>Sensors</b>	
Sensors Engine 4.0L Engine.....	Fig. 8 - 605
Sensors Engine 4.7L.....	Fig. 8 - 610
Sensors Engine 3.1L Diesel .....	Fig. 8 - 615
Sensors Drivetrain .....	Fig. 8 - 620
Sensors Body.....	Fig. 8 - 625
<b>Single Board Engine Controllers</b>	
JTEC Modules and Solenoids.....	Fig. 8 - 710
<b>Switches</b>	
Switches Instrument Panel and Console .....	Fig. 8 - 805
Switches Drivetrain.....	Fig. 8 - 810
Switches Body.....	Fig. 8 - 815
<b>Horns</b>	
Horns.....	Fig. 8 - 910
<b>Battery Tray and Cables</b>	
Battery Tray & Cables .....	Fig. 8 - 1010
<b>Lamps - Front, Rear and Courtesy</b>	
Lamp - Front End.....	Fig. 8 - 1110
Lamp - Rear End .....	Fig. 8 - 1120
Lamp - Courtesy - Dome - Reading.....	Fig. 8 - 1130
Bulbs & Sockets.....	Fig. 8 - 1140
<b>Wiring-Engine &amp; Related Parts</b>	
Wiring - Engine & Related Parts .....	Fig. 8 - 1210
<b>Wiring-Headlamp to Dash</b>	
Wiring - Headlamp / Dash .....	Fig. 8 - 1310
<b>Wiring-Instrument Panel</b>	
Wiring - Instrument Panel.....	Fig. 8 - 1410
<b>Wiring-Body &amp; Accessories</b>	
Wiring - Body & Acessories .....	Fig. 8 - 1510
<b>Wiring Repair</b>	
Wiring Repair Packages .....	Fig. 8 - 1605
<b>Spark Plugs-Cables-Coils</b>	
Spark Plugs - Coils.....	Fig. 8 - 1910

---

Starters  
Figure 8-110

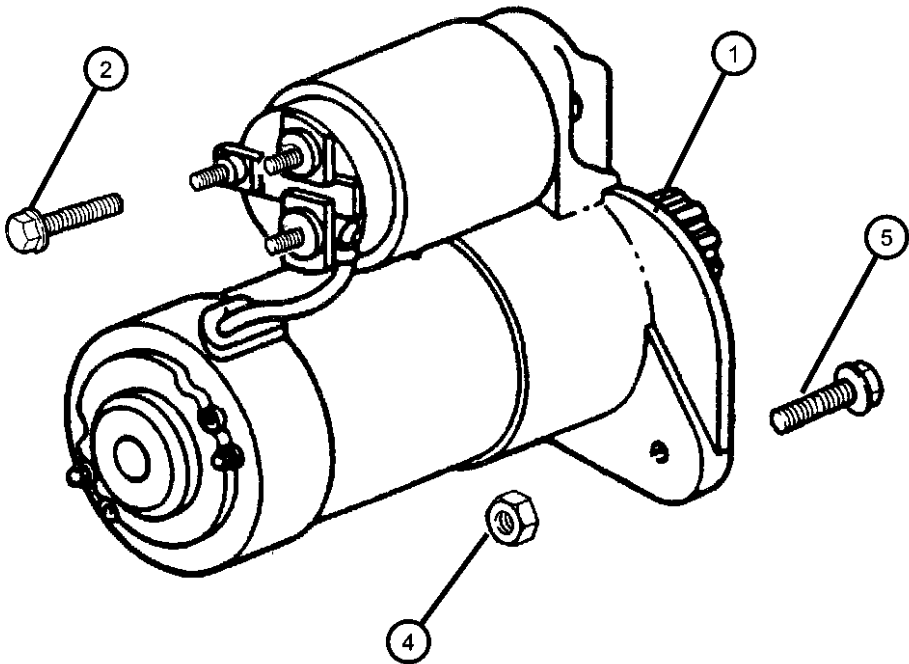
ITEM	PART NUMBER	QTY	LINE	SERIES	BODY	ENGINE	TRANS	TRIM	DESCRIPTION
------	----------------	-----	------	--------	------	--------	-------	------	-------------

Note:  
DG4=Multi-Speed Automatic Transmission 45RFE  
ER0=4.0L Engine  
EV0=4.7L Engine  
EX0=3.0L/3.1L Turbo Diesel Engine

STARTER



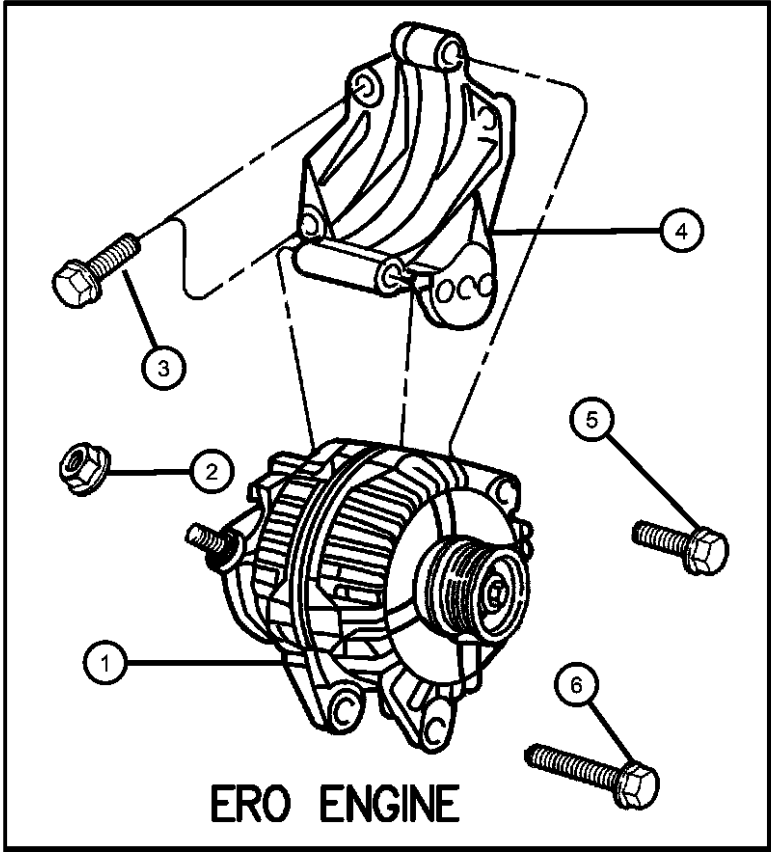
1	56041012AB	1				ER0			
	56041207AB	1				EV0			
	56041563AA	1				EX0			
2	J4006192	1				ER0			
-3	06102084AA	2				EV0			
4	06505245AA	4							
5									
	06503699	1				ER0			
		8				EV0, EX0			
-6	52104133	1					DG4		

BOLT AND WASHER, Hex Head,  
.375-16x1.75  
SCREW  
NUT, M8x1.25  
SCREW AND WASHER, Hex  
Head, M10x1.5x28  
COVER, Transmission Dust,  
Starter to Transmission



AR = use ase required - = Non illustrated part

Alternator & Mounting  
Figure 8-210

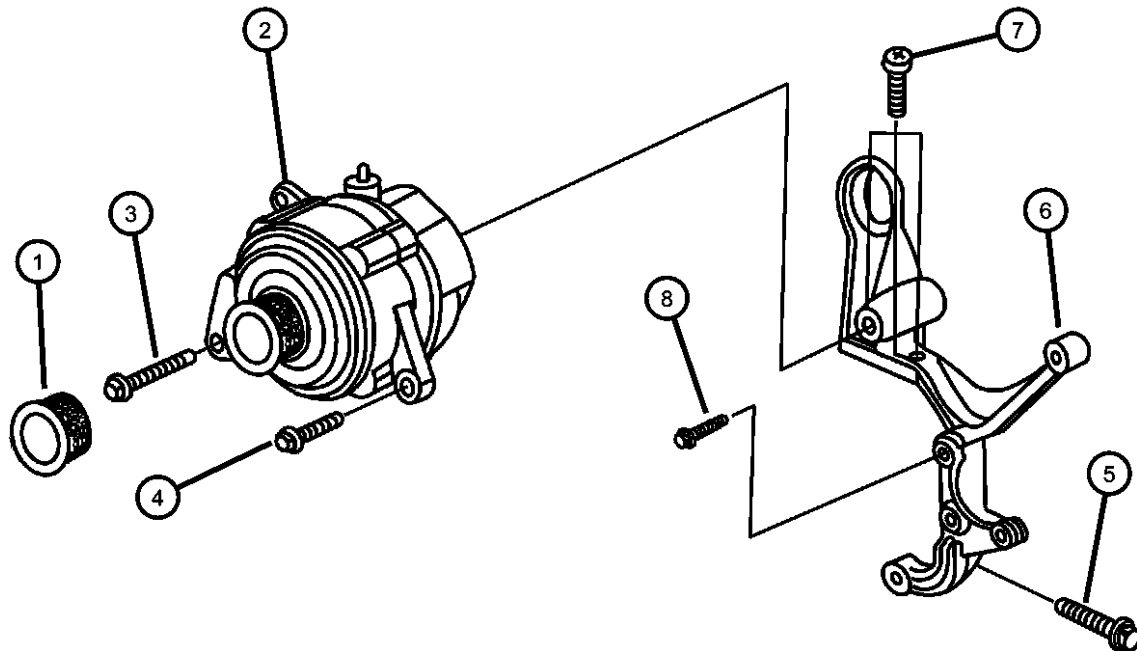


ITEM	PART NUMBER	QTY	LINE	SERIES	BODY	ENGINE	TRANS	TRIM	DESCRIPTION
ER0=4.0L Engine EV0=4.7L Engine EX0=3.1L Diesel Engine EX0=3.0L/3.1L Turbo Diesel Engine DG0=Automatic Transmission DGW=44RE 4 Speed Automatic Transmission HA0=Air Conditioning									
1									ALTERNATOR
	05015066AA	1				EX0	DG0		
	56041120AC	1				EV0			136 Amp
	56041322AB	1				ER0			136 Amp
2	06502691	1				EX0	DG0		NUT, Hex Flange Lock, M6x1
3									SCREW AND WASHER, Hex
	00154854AA	4				ER0			
	06505488AA	1				EV0			
4									BRACKET, Alternator
	04854026	1				ER0			
	05015072AA	1				EX0	DG0		
5									SCREW AND WASHER, Hex
	06505488AA	1				ER0			
		1				EV0			
6	06504344	1				ER0, EV0			SCREW AND WASHER, Hex Head
7	06505482AA	1				EV0			SCREW AND WASHER, Hex Head, M8x1.25x50
8	04897253AA	1				EX0	DG0		BOLT, Hex Flange Head, M10x35
9	05015067AA	1				EX0	DG0		BOLT, Hex Flange Head
10	05019860AA	1				EX0	DG0		PULLEY, Alternator

AR = use ase required - = Non illustrated part

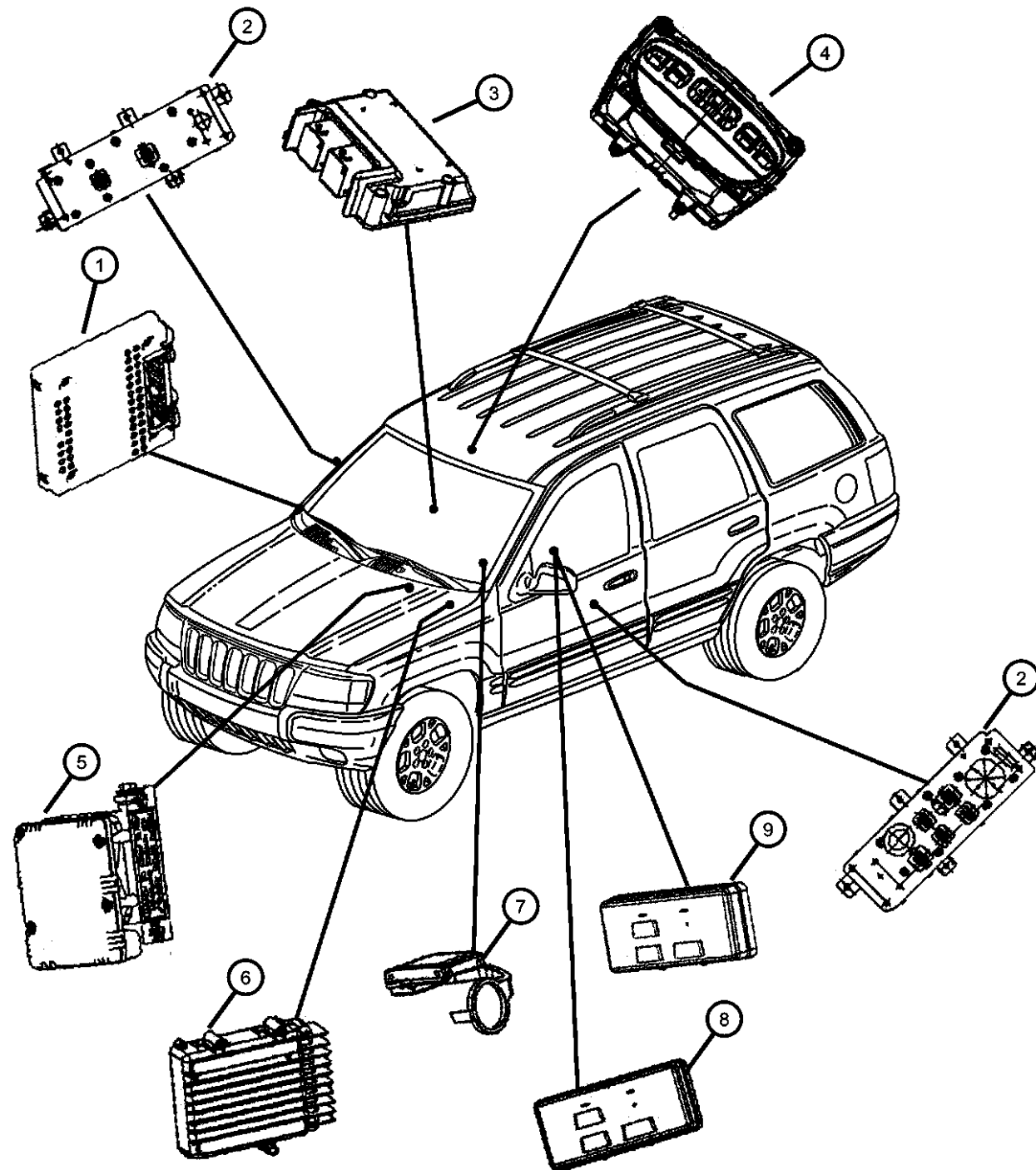
Alternator & Alternator Mounting (EXA)  
Figure 8-220

ITEM	PART NUMBER	QTY	LINE	SERIES	BODY	ENGINE	TRANS	TRIM	DESCRIPTION
1	05019860AA	1				EX0	DG0		PULLEY, Alternator
2	05015066AB	1				EX0	DG0		ALTERNATOR
3	05015067AA	1				EX0	DG0		BOLT, Hex Flange Head
4	04897253AA	1				EX0	DG0		BOLT, Hex Flange Head, M10x35
5	05015074AA	1				EX0	DG0		BOLT
6	05015072AA	1				EX0	DG0		BRACKET, Alternator
7	05015073AA	3				EX0	DG0		BOLT
8	04864534	2				EX0	DG0		BOLT, Adaptor Plate



AR = use ase required - = Non illustrated part

Modules  
Figure 8-405



Notes:

[EN0]=All 4/5 Cylinder Turbo Engine

[ER0]=4.0L Engine

[EV0]=4.7L Engine

[DGJ]=5 Speed Automatic Transmission

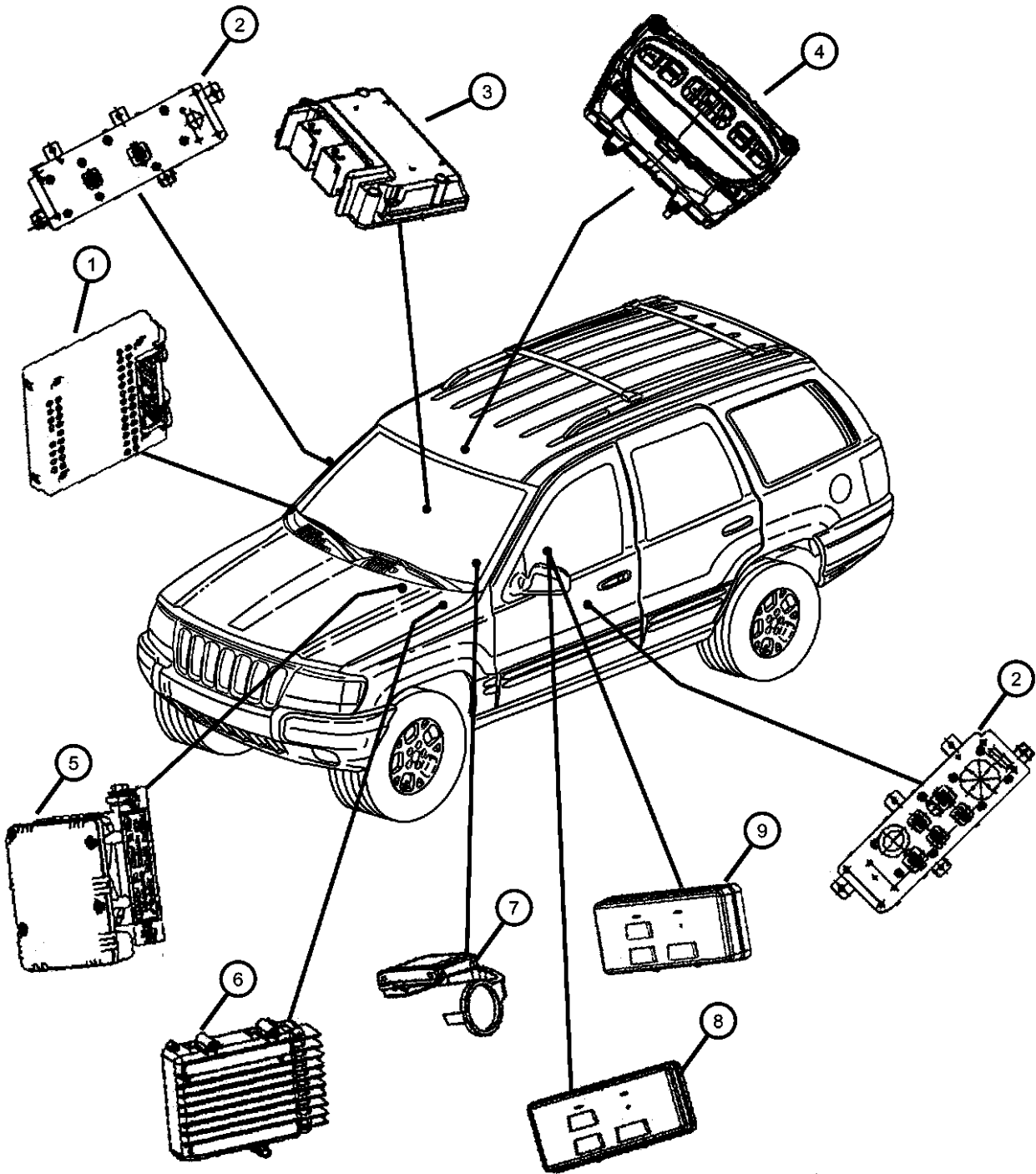
[DGQ]=5 Speed Automatic Transmission

ITEM	PART NUMBER	QTY	LINE	SERIES	BODY	ENGINE	TRANS	TRIM	DESCRIPTION
1	56042498AM	1							MODULE, Body Controller
2									SWITCH, Door Module
	5HB63DX9AA	1	J	P					Drivers Side
		1	J	H					Drivers Side
	5HB63XT5AA	1	J	P					[T5], Drivers Side
	5HB64DX9AA	1	J	P					Passenger Side
		1	J	H					Passenger Side
	5HB64XT5AA	1	J	P					[T5], Passenger Side
	5HB65DX9AA	1	U	P					Passenger Side, Right Hand Drive
		1	U	H					Passenger Side, Right Hand Drive
	5HB65XT5AA	1	U	P					[T5], Passenger Side, Right Hand Drive
		1	U	H					[T5], Passenger Side, Right Hand Drive
	5HB66DX9AA	1	U	P					Drivers Side, Right Hand Drive
		1	U	H					Drivers Side, Right Hand Drive
	5HB66XT5AA	1	U	P					[T5], Drivers Side, Right Hand Drive
		1	U	H					[T5], Drivers Side, Right Hand Drive
	5HB70DX9AA	1	U	P					Japan, Drivers Side
		1	U	H					Japan, Drivers Side
	5HB70XT5AA	1	U	P					[T5] Japan, Drivers Side
		1	U	H					[T5] Japan, Drivers Side
	5HB73DX9AA	1	U	P					Passenger Side
		1	U	H					Passenger Side
	5HB73XT5AA	1	U	H					[T5] Japan, Passenger Side
		1	U	P					[T5] Japan, Passenger Side
3	56042047AC	1							MODULE, Air Bag Control
4									MODULE, Compass Temperature
	56042754AA	1	U						
		1	J						
5	56041022AH	1				ER0, EV0			MODULE, Anti-lock Brakes
6	56041504AG	1				EV0	DGQ		MODULE, Transmission Control
7	04686665AA	1							MODULE, Immobilizer
8									MODULE, Seat Memory
	56042304AG	1	J						
		1	U						

AR = use ase required - = Non illustrated part

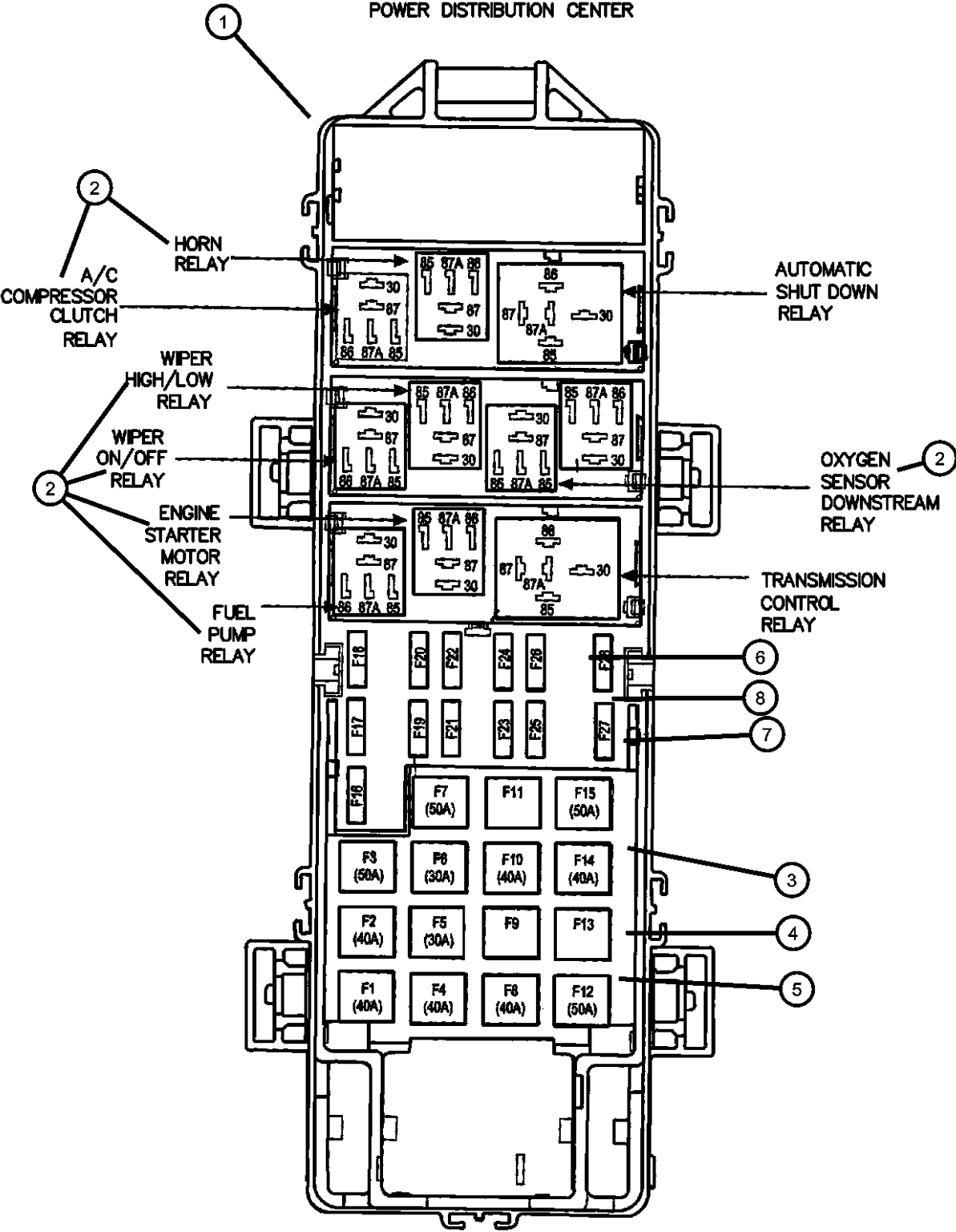
Modules  
Figure 8-405

ITEM	PART NUMBER	QTY	LINE	SERIES	BODY	ENGINE	TRANS	TRIM	DESCRIPTION
	56042305AF	1	J						Up to 09/18/00, with Heated Seat
		1	U						Up to 09/18/00, with Heated Seat
	56050151AA	1	J						After 09/18/00 , with Heated Seat
		1	U						After 09/18/00 , with Heated Seat
9		1							MODULE, Heated Seat Control,
-10	04595746AA	1							(NOT REQUIRED), LABEL, Air Bag Warning



AR = use ase required - = Non illustrated part

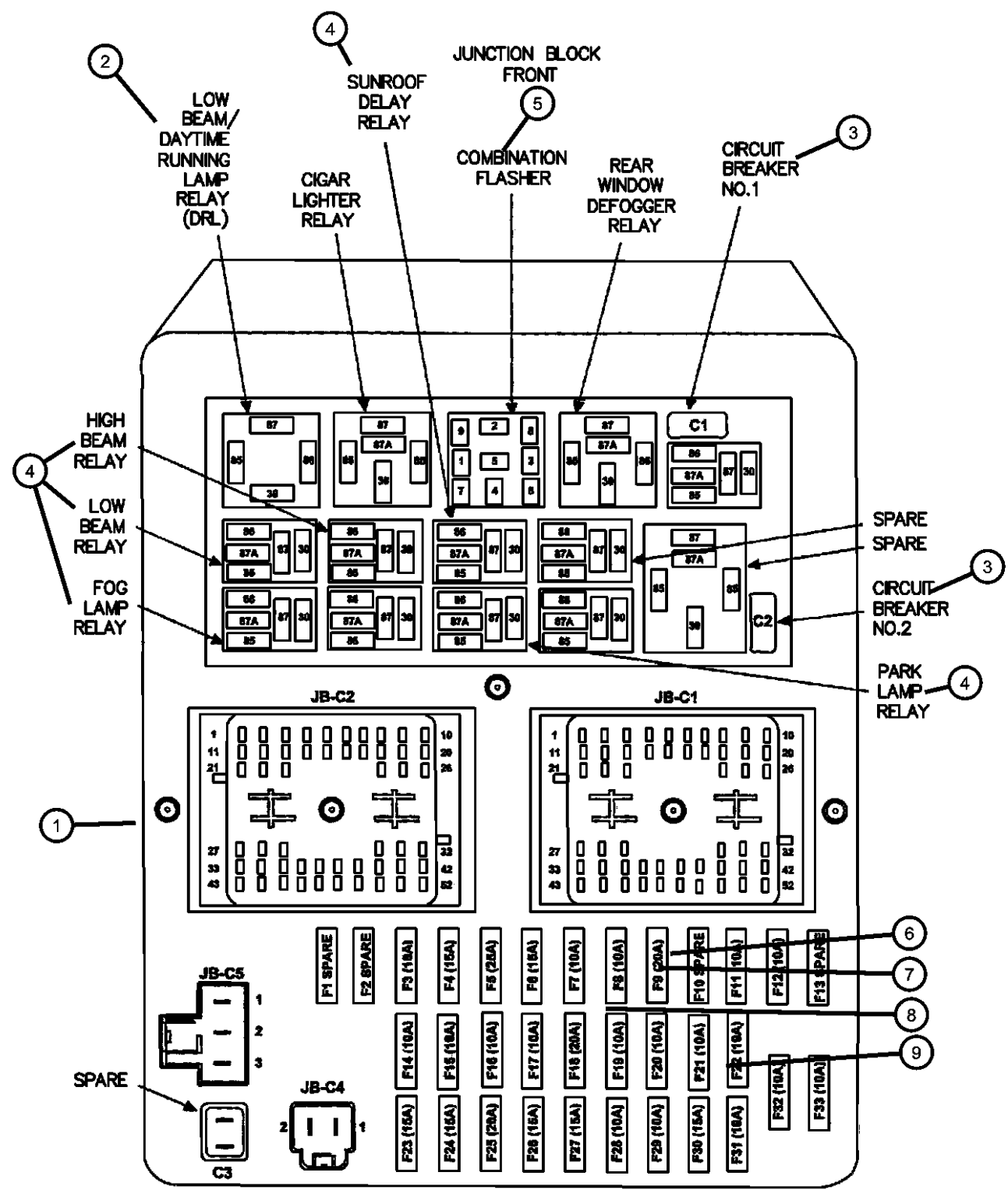
Power Distribution Center Relays and Fuses  
Figure 8-505



ITEM	PART NUMBER	QTY	LINE	SERIES	BODY	ENGINE	TRANS	TRIM	DESCRIPTION
1	04595746AA	1							POWER DISTRIBUTION CENTER, see Headlamp to Dash Wiring, (NOT SERVICED) RELAY, Mini
2	04671168	8	J			ER0			
		8	U			ER0			
3	06102076AA	2	J			ER0			FUSE CARTRIDGE, 30 Amp
		2	U			ER0			
4	06102077AA	6	J			ER0			FUSE CARTRIDGE, 40 Amp
		6	U			ER0			
5	06102078AA	3	J			ER0			FUSE CARTRIDGE, 50 Amp
		3	U			ER0			
6	000ATM10	2	U						FUSE, Mini, 10 AMP, Red
		2	J						
7	000ATM15	1	U						FUSE, Mini, 15 AMP, Light Blue
		1	J						
8	000ATM20	1	U						FUSE, Mini, 20 AMP, Yellow
		1	J						

AR = use ase required - = Non illustrated part

Junction Block Relays and Fuses  
Figure 8-510

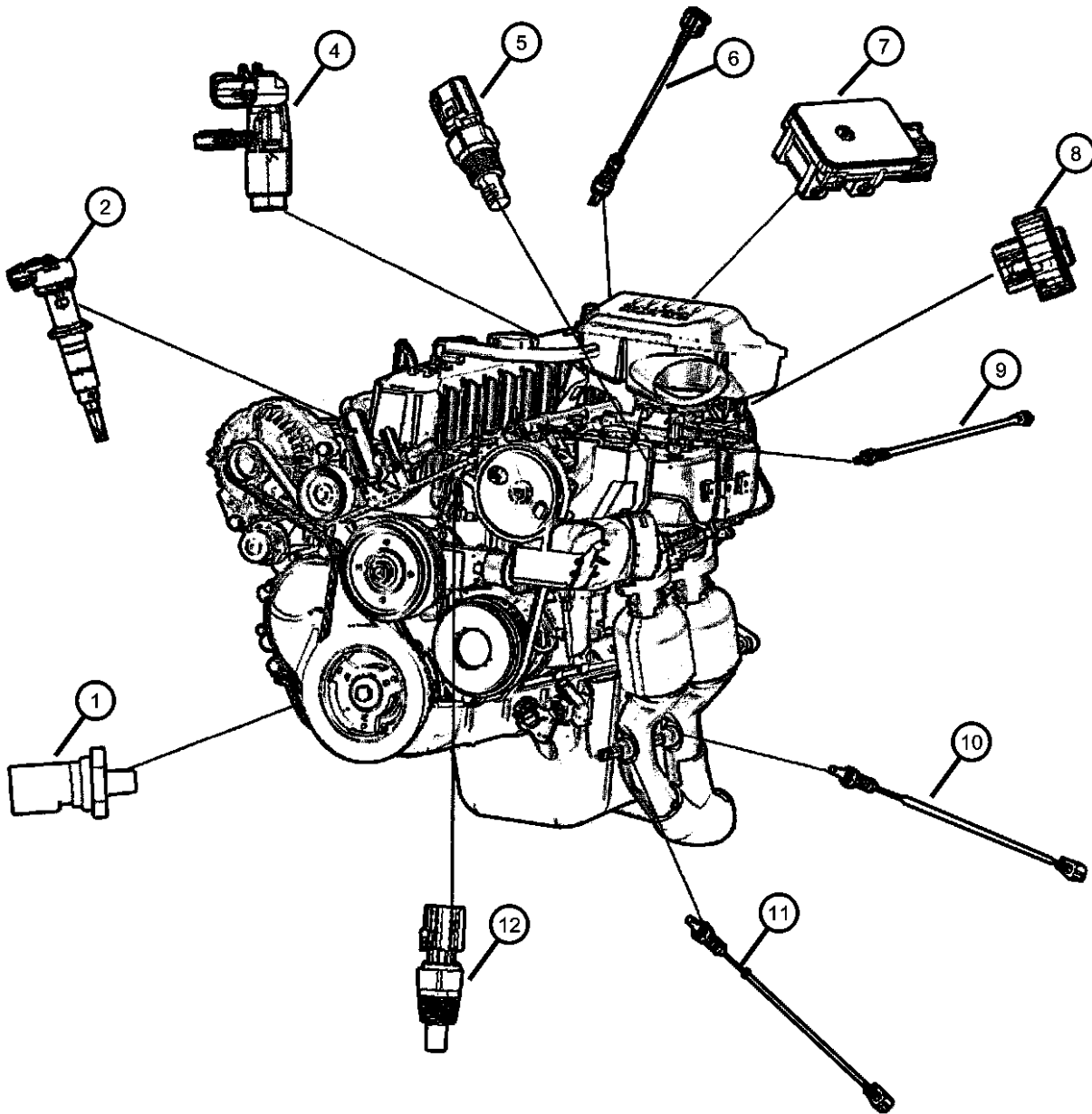


ITEM	PART NUMBER	QTY	LINE	SERIES	BODY	ENGINE	TRANS	TRIM	DESCRIPTION
1	05018536AA	1							JUNCTION BLOCK, Relay
2	05018536AA	1							RELAY, (NOT REQUIRED)
3	04604235	2							BREAKER, Circuit
4	56042677AA	1							RELAY, Mini, Foglamp, Headlamp High and Low Beam, Park Lamp, Sunroof
5	04686130	1							FLASHER
6	000ATM10	2	U						FUSE, Mini, 10 AMP, Red
		2	J						
7	000ATM15	1	U						FUSE, Mini, 15 AMP, Light Blue
		1	J						
8	000ATM20	1	U						FUSE, Mini, 20 AMP, Yellow
		1	J						
9	04687835	1	U						FUSE, Mini, 25 Amp, Natural
		1	J						
-10	04707286AF	1							RELAY, Radiator Fan

AR = use ase required - = Non illustrated part



Sensors Engine 4.0L Engine  
Figure 8-605



ITEM	PART NUMBER	QTY	LINE	SERIES	BODY	ENGINE	TRANS	TRIM	DESCRIPTION
Notes:									
[ER0]=All 4.0L Engine									
[DG0]=All Automaic Transmissions									
1	56028807AA	1				ER0			SENDING UNIT, Oil Pressure
2	04897023AA	1				ER0			SENSOR, Camshaft
-3	05083881AA	1				ER0			DRIVE, OIL PUMP
4	04897321AA	1				ER0	DG0		SENSOR PACKAGE, Crankshaft Position
5	56027872	1				ER0			SENSOR, Air Temperature
6	56041887AA	1				ER0			SENSOR, Oxygen, Before Catalyst
7	56029405	1				ER0			SENSOR, MAP
8	04874371AC	1				ER0			SENSOR, Throttle Position
9	04874371AC	1							SENSOR, Oxygen, (NOT REQUIRED)
10	56041953AA	1				ER0			SENSOR, Oxygen, After Catalyst
11	56041953AA	1							SENSOR, Oxygen, (NOT REQUIRED)
12	56027873	1				ER0			SENSOR, Coolant Temperature

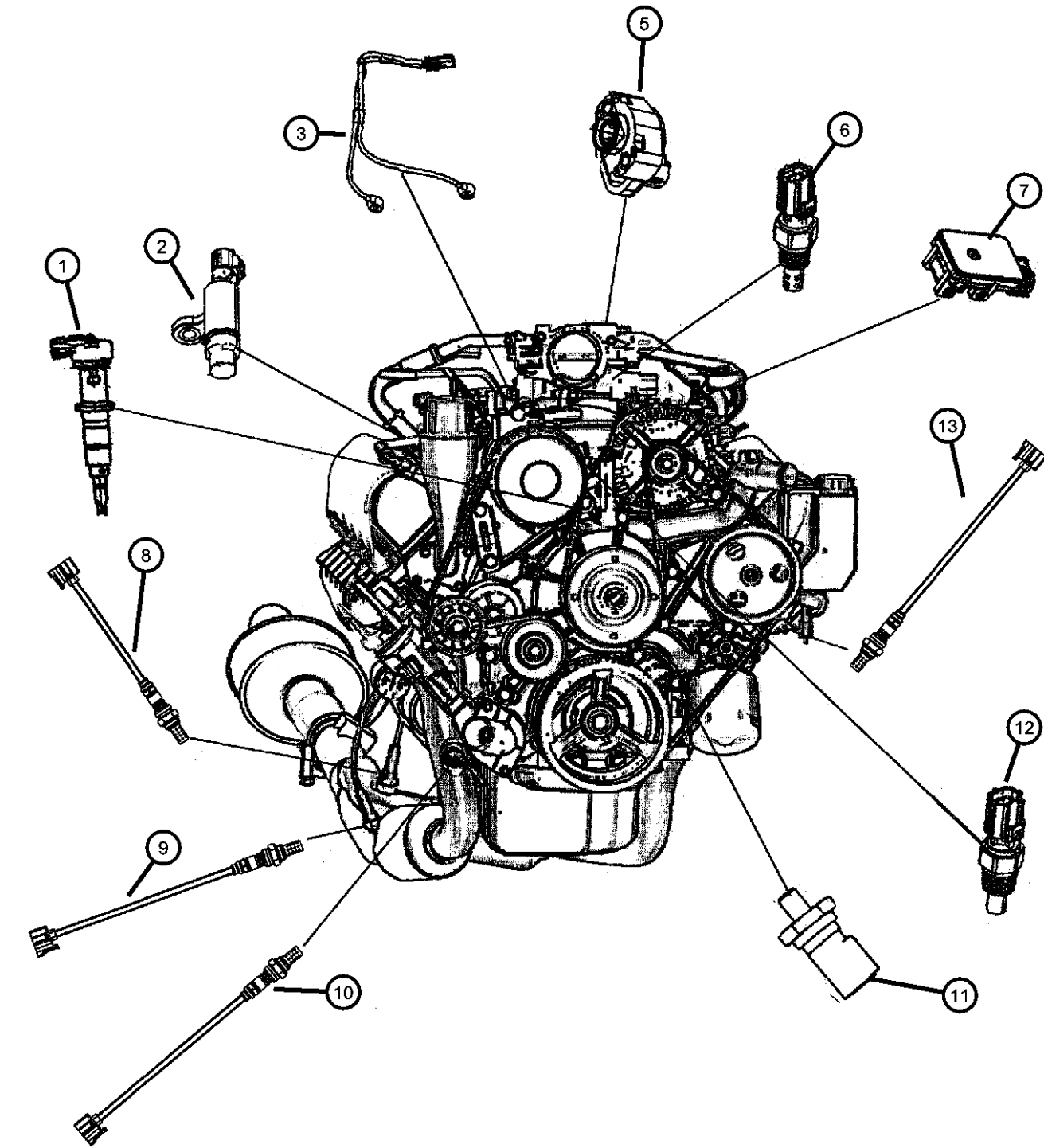
AR = use ase required - = Non illustrated part

Sensors Engine 4.7L  
Figure 8-610

ITEM	PART NUMBER	QTY	LINE	SERIES	BODY	ENGINE	TRANS	TRIM	DESCRIPTION
------	-------------	-----	------	--------	------	--------	-------	------	-------------

Notes:  
[EV0] = All 4.7L Gas Engine  
[EVC] = 4.7L Power Tech HO V8

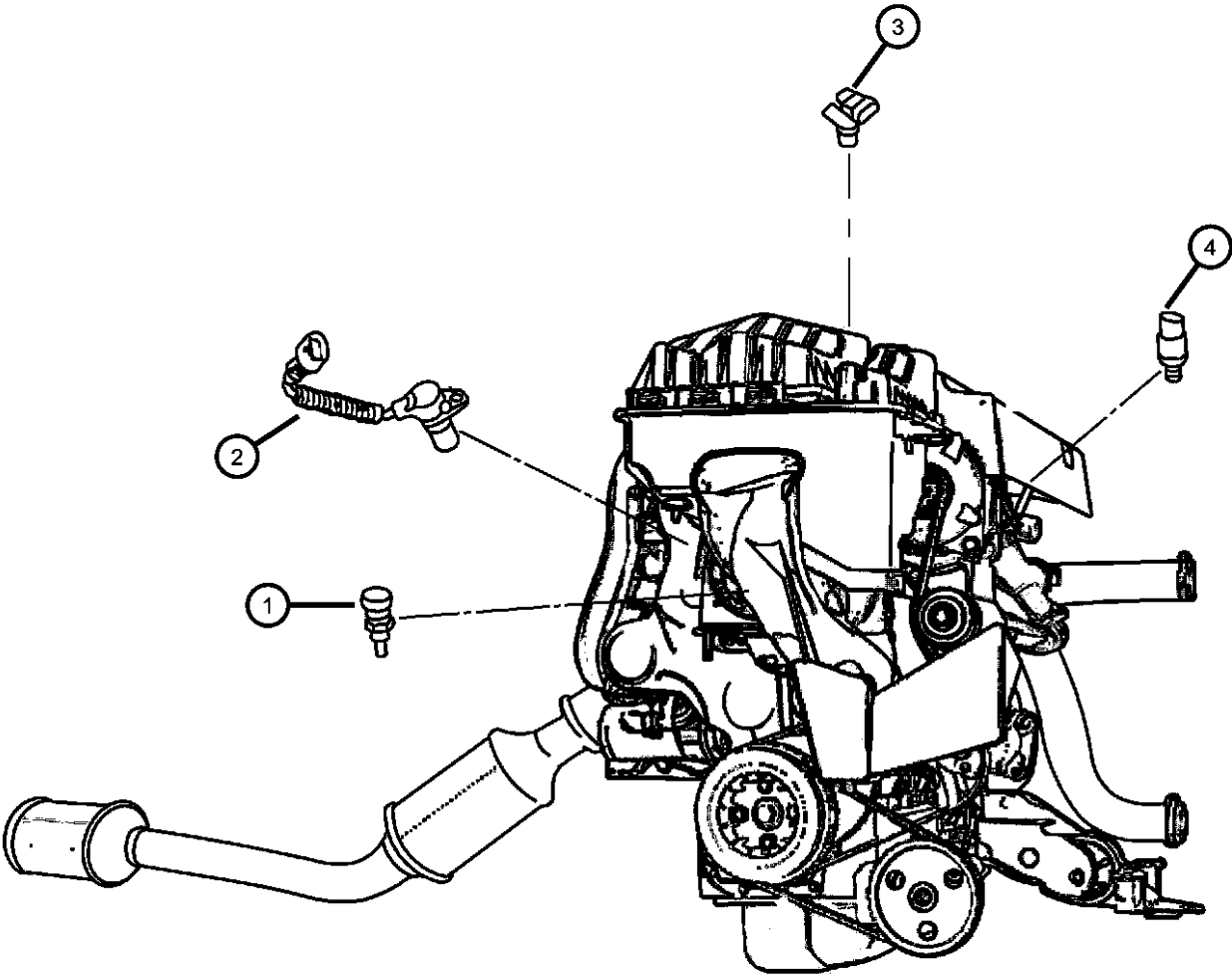
1	56028133AD	1				EV0			SENSOR, Camshaft
2	56028136AC	1				EV0			SENSOR, Crankshaft Position
3	56028136AC	1							SENSOR, Knock, (NOT REQUIRED)
-4	56028136AC	1							BRACKET, Knock Sensor, (NOT REQUIRED)
5	04882219	1				EV0			SENSOR, Throttle Position
6	56028364AA	1				EV0			SENSOR, Air Temperature
7	56041018	1				EV0			SENSOR, MAP
8	56041345AE	1				EV0			SENSOR, Oxygen, After Catalyst Left
9	56041731AA	1				EV0			SENSOR, Oxygen, After Catalyst Right
10	56041941AA	1				EV0			SENSOR, Oxygen, Before Catalyst Right
11	56028807AA	1				EV0			SENDING UNIT, Oil Pressure
12	56027873	1				EV0			SENSOR, Coolant Temperature
13	56041942AA	1				EV0			SENSOR, Oxygen, Before Catalyst Left
-14									BRACKET, Oxygen Sensor
	56041434AA	1				EV0			Front
	56041478AB	1				EV0			



AR = use ase required - = Non illustrated part

Sensors Engine 3.1L Diesel  
Figure 8-615

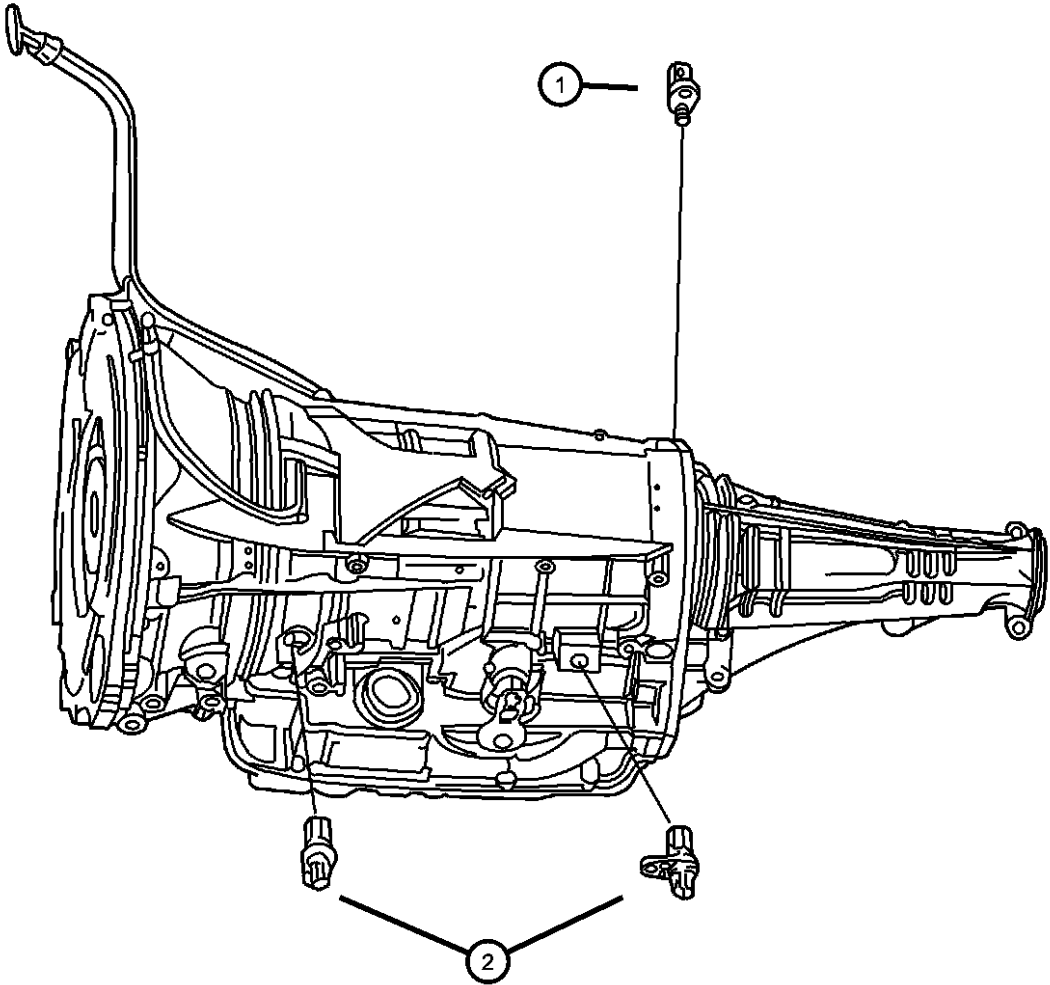
ITEM	PART NUMBER	QTY	LINE	SERIES	BODY	ENGINE	TRANS	TRIM	DESCRIPTION
1	05014067AA	2				EX0	DG0		SENSOR, Temperature Sending Unit
2	56041080AB	1				EX0			SENSOR, Engine Speed
3	05003734AA	1				EX0	DG0		SENSOR, Air Temperature
4	56028807AA	1				EX0			SENDING UNIT, Oil Pressure



AR = use ase required - = Non illustrated part

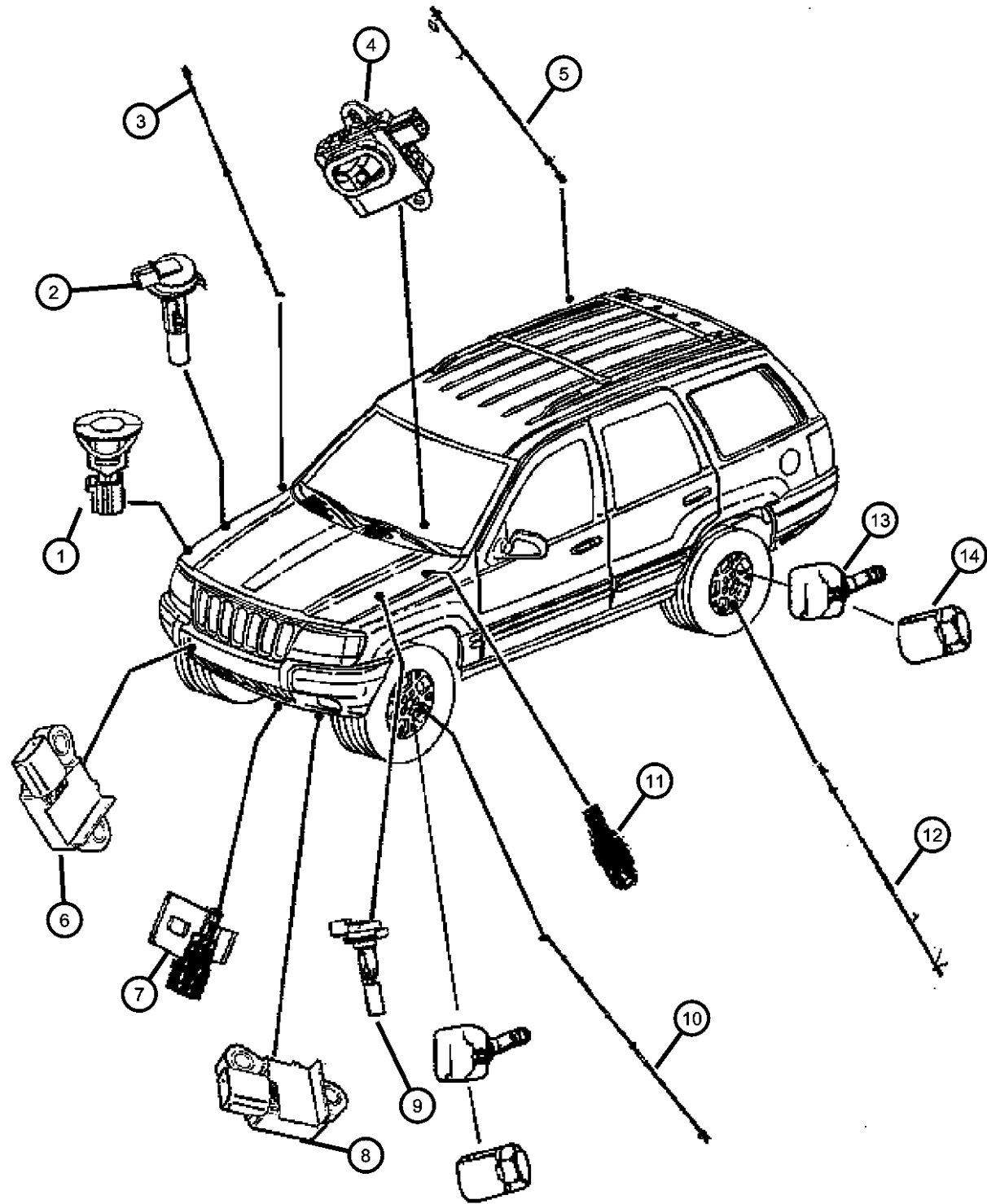
Sensors Drivetrain  
Figure 8-620

ITEM	PART NUMBER	QTY	LINE	SERIES	BODY	ENGINE	TRANS	TRIM	DESCRIPTION
Notes: [DGK]=4 Speed Automatic Transmission [DGQ]=5 Speed Automatic Transmission									
1									TRANSDUCER, Pressure Sensor
	04799758	1					DG4		
		1					DGQ		
2									SENSOR, Transmission Output Speed
	04412879	1					DGK		
		1					DGW		
	04799061	2					DG4		Input/Output
		2					DGQ		Input/Output



AR = use ase required - = Non illustrated part

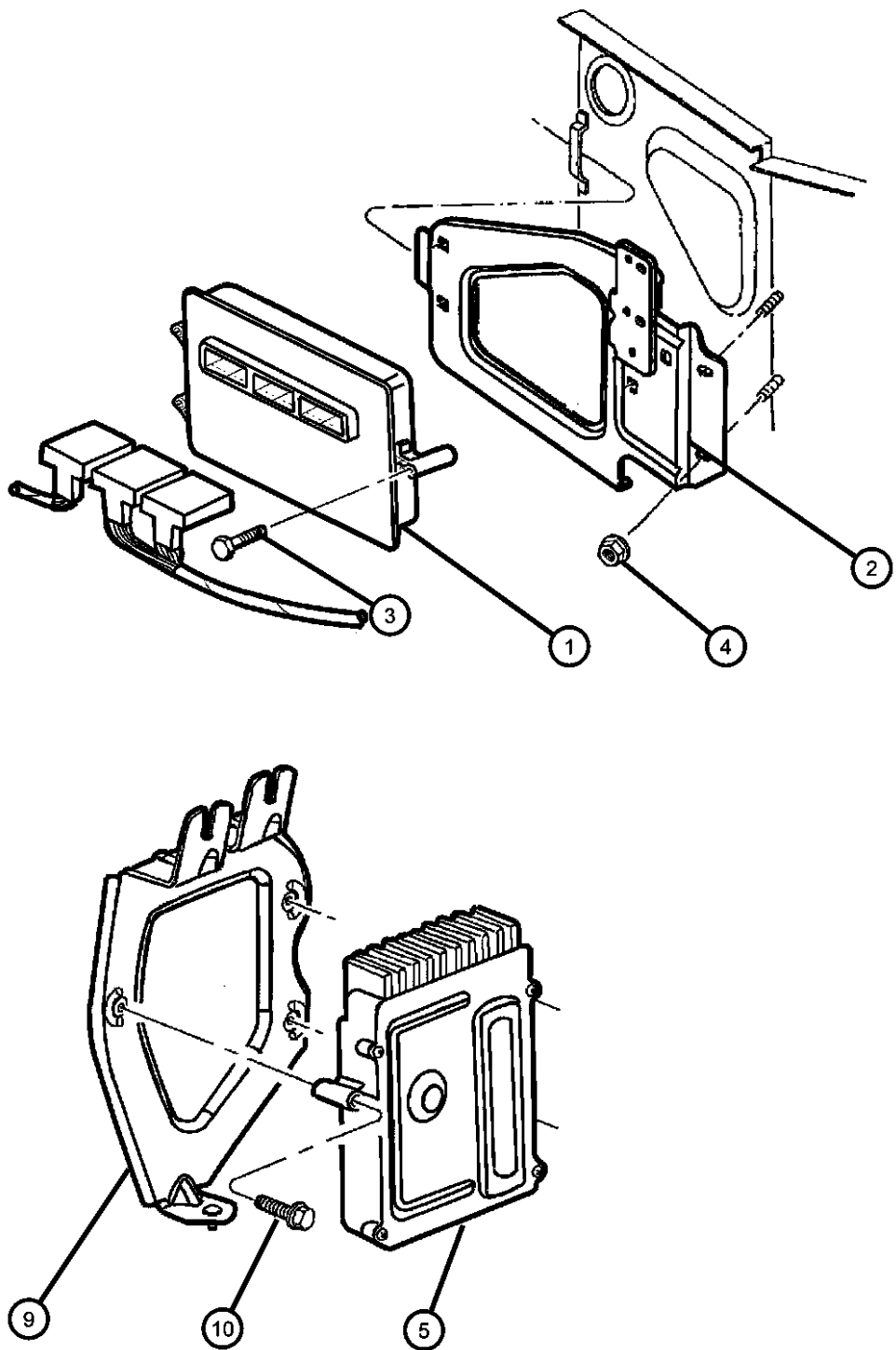
Sensors Body  
Figure 8-625



ITEM	PART NUMBER	QTY	LINE	SERIES	BODY	ENGINE	TRANS	TRIM	DESCRIPTION
Notes: [ER0] = 4.0L Engine [EV0] = 4.7L Engine									
1	56041053	1				EX0			SENSOR, Battery Temperature
2	52079468	1				ER0			SENSOR, Coolant Level
		1				EV0			
3	56041316AB	1	J						SENSOR, Wheel Speed
		1	U						
4	56042584AA	1							SENSOR, Headlamp
5	56041308AA	1				ER0, EV0			SENSOR, Wheel Speed
6	56041308AA	1							SENSOR, Air Bag, (NOT REQUIRED)
7	56042395	1	U	H					SENSOR, Ambient Temperature
		1	J	P					
		1	U	P					
		1	J	H					
8		1							SENSOR, Air Bag, (NOT REQUIRED)
9	04882797	1							SENSOR, Washer Fluid Level
10	56041317AB	1	J						SENSOR, Wheel Speed
		1	U						
11	05013903AA	1							SENSOR, Brake Fluid Level
12	56041308AA	1				ER0, EV0			SENSOR, Wheel Speed
13	56041308AA	1							SENSOR, Tire Pressure, Valve stem, (NOT REQUIRED)
14	56041308AA	1							NUT, (NOT REQUIRED)

AR = use ase required - = Non illustrated part

JTEC Modules and Solenoids  
Figure 8-710



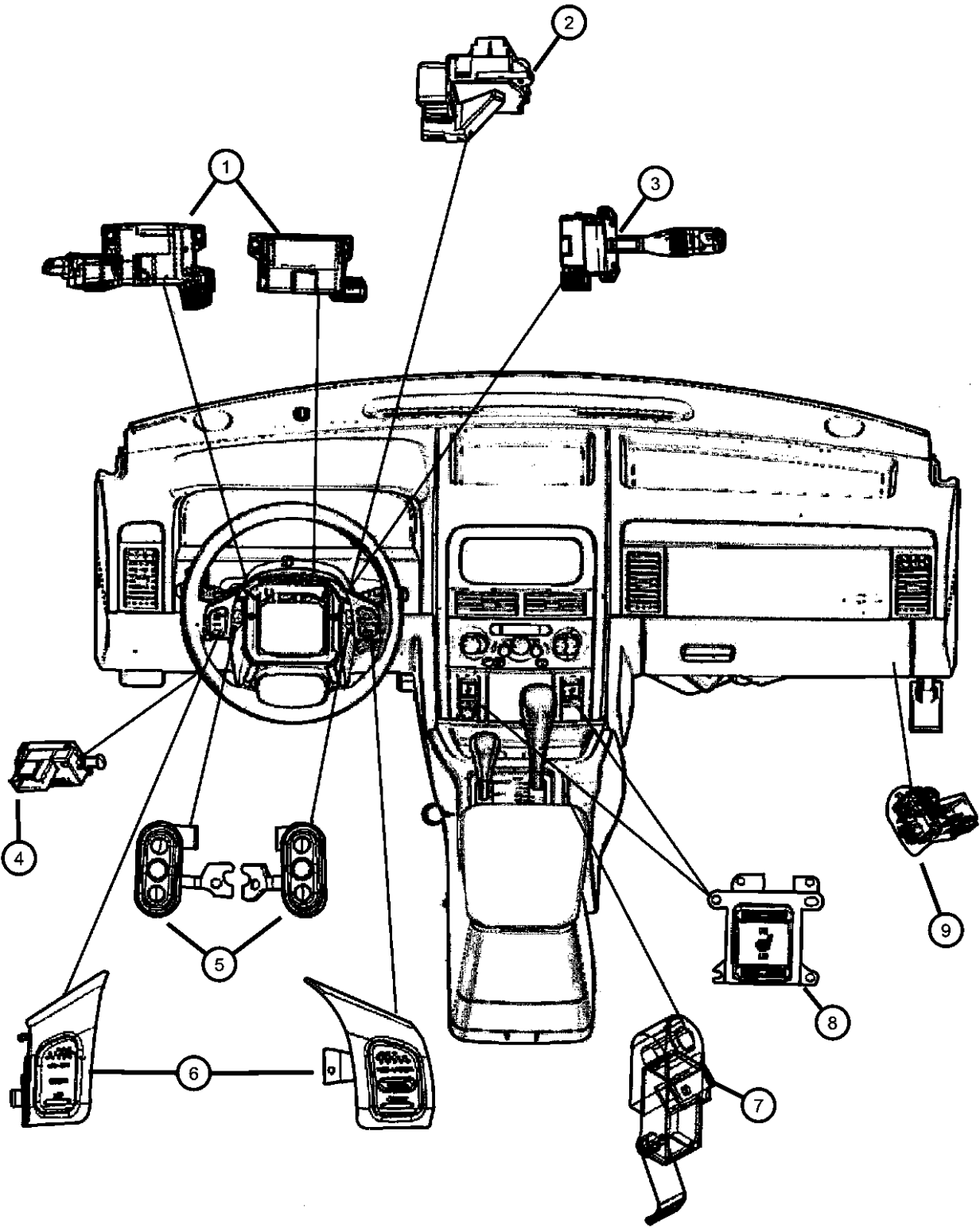
Note:

DGK = 4 Speed Automatic Transmission 42RE  
DGQ = 5 Speed Automatic Transmission 5-45RFE  
DGW = 4 Speed Automatic Transmission 44RE  
DG0 = All Automatic Transmissions  
ER0 = All 4.0L 6 Cyl Gas Engin  
EVA = 4.7L Power Tech V8 Engine  
EV0 = All 4.7L Gas Engines  
EX0 = All 3.0/3.1L Turbo Diesel Engines

ITEM	PART NUMBER	QTY	LINE	SERIES	BODY	ENGINE	TRANS	TRIM	DESCRIPTION
1									MODULE, Powertrain Control
	56041642AD	1				EX0	DG0		
	56041785AA	1				ER0	DG0		European III Emissions
	56041787AA	1				ER0	DG0		Leaded Fuel Emissions
	56041895AF	1				EV0	DG0		European III Emissions
	56041896AA	1				EV0	DG0		Leaded Fuel Emissions
2									BRACKET, Control Unit
	56028139AB	1	J			ER0, EV0	DG0		
	56028140AB	1	U			ER0, EV0	DG0		
		1				EX0	DG0		
3	06035884	3							SCREW
4	06503102	2							NUT AND WASHER, Hex Nut-Coned Washer, M6 x 1.00
5	56041504AE	1				EV0	DGQ		MODULE, Transmission Control
-6	04799934AD	1					DGQ		SOLENOID, Transmission
-7									SOLENOID, Transmission Governor
	04617210	1					DGK		
		1					DGW		
-8									SOLENOID, Transmission Overdrive
	52118500AB	1					DGK		
		1					DGW		
9	56041045	1	J				DGQ		BRACKET, Control Unit
10	06035884	3							SCREW
-11	06503825	3							NUT AND WASHER, Hex Nut-Coned Washer, M6 x 1.00
-12	06100515	4				EX0			NUT, Hex Flange Lock, M5
-13	06503846	2				EX0	DG0		STUD, Single Ended, Knurled, Pilot Point, M6x1.00x20.00
-14	56044590AA	1	J			EX0			MODULE, Engine Controller
-15	56041070	1				EX0	DG0		BRACKET, Control Unit

AR = use ase required - = Non illustrated part

Switches Instrument Panel and Console  
Figure 8-805



ITEM	PART NUMBER	QTY	LINE	SERIES	BODY	ENGINE	TRANS	TRIM	DESCRIPTION
1	56042303AD	1							SWITCH, Multifunction
									Right
	56042433AI	1							Left
	56042434AI	1							With Fog Lamps, Left
2	56042476AC	1							SWITCH, Ignition
3	56042476AC	1							SWITCH, Wiper and Washer, Serviced in Multifunction Switch, (NOT SERVICED)
4	04671336	1							SWITCH, Stop Lamp
5									SWITCH, Remote Radio
	56042312AB	1		P					Right
		1		H					Right
	56042313AB	1		H					Left
		1		P					Left
6									SWITCH, Speed Control
	56042310AC	1							Right
	56042311AC	1							Left
7	52127960	1							SWITCH, Parking Brake
8									SWITCH, Heated Seat
	56033017AB	1		P					Right
	56033019AB	1		P					Left
9	04565022	1							SWITCH AND LAMP, Glove Box

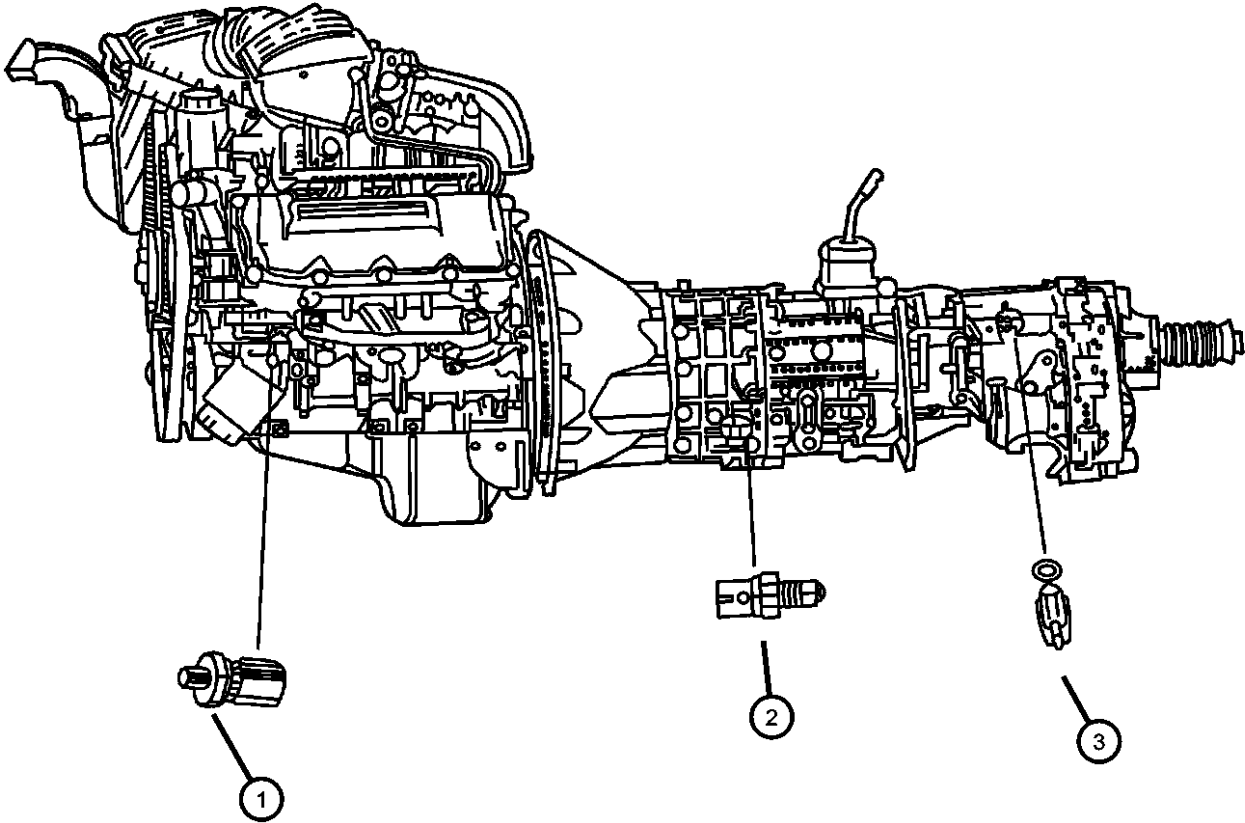
AR = use ase required - = Non illustrated part

Switches Drivetrain  
Figure 8-810

ITEM	PART NUMBER	QTY	LINE	SERIES	BODY	ENGINE	TRANS	TRIM	DESCRIPTION
------	----------------	-----	------	--------	------	--------	-------	------	-------------

Notes:  
[EN0] = All 4/5 Cylinder Turbo Diesel Engine  
[ER0] = All 4.0L 6 Cylinder Gas Engine  
[EV0] = All 4.7L Gas Engine  
[DGK] =4 Speed Automatic Transmission

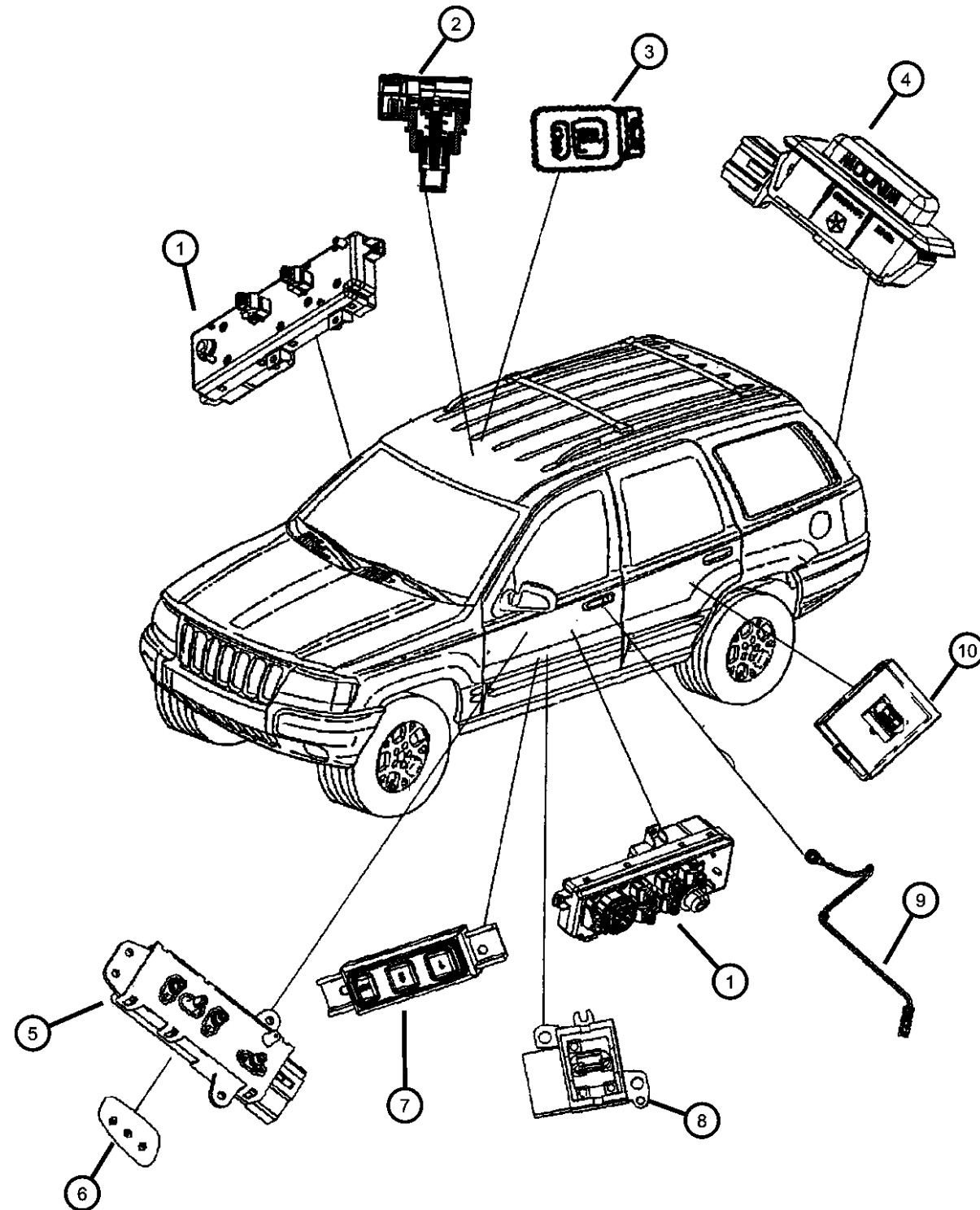
1	56028807AA	1				ER0			SENDING UNIT, Oil Pressure
		1				EV0			
		1				EX0			
2	03747361	1					DGK		SWITCH, Neutral, Safety, Back Up
3	03747361	1							SWITCH, Transfer Case Mode, (NOT REQUIRED)



AR = use ase required - = Non illustrated part



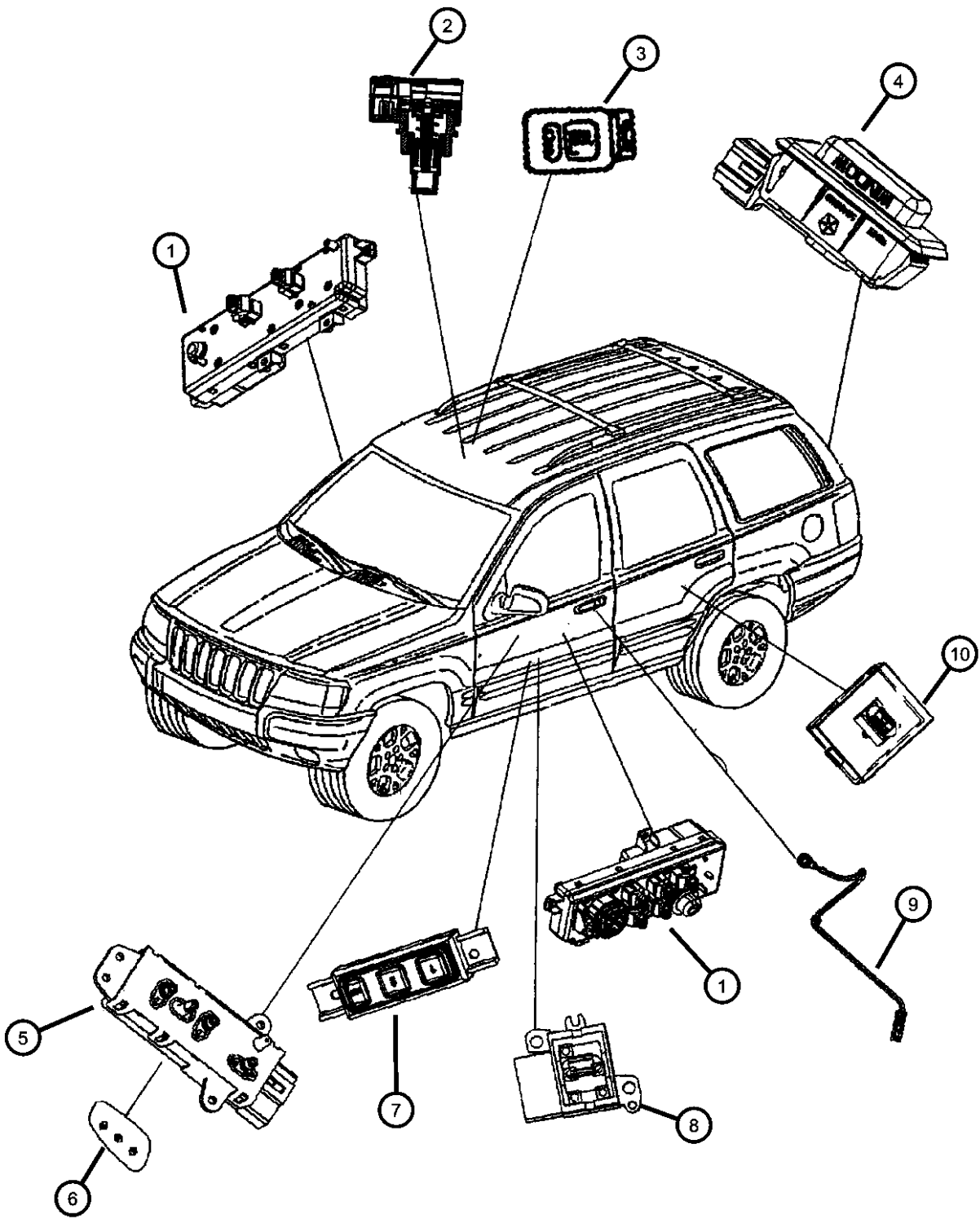
Switches Body  
Figure 8-815



ITEM	PART NUMBER	QTY	LINE	SERIES	BODY	ENGINE	TRANS	TRIM	DESCRIPTION
1	5HB63DX9AA	1	J	P					SWITCH, Door Module
		1	J	H					Black, Drivers Side
	5HB63XT5AA	1	J	P					Black, Drivers Side
		1	J	H					[T5], Drivers Side
	5HB64DX9AA	1	J	P					[T5], Drivers Side
		1	J	H					Passenger Side
	5HB64XT5AA	1	J	P					Passenger Side
		1	J	H					[T5], Passenger Side
	5HB65DX9AA	1	U	P					[T5], Passenger Side
		1	U	H					Black, Passenger Side
	5HB65XT5AA	1	U	P					Black, Passenger Side
		1	U	H					[T5], Passenger Side
	5HB66DX9AA	1	U	P					[T5], Passenger Side
		1	U	H					Drivers Side
	5HB66XT5AA	1	U	P					Drivers Side
		1	U	H					[T5], Drivers Side
	5HB70DX9AA	1	U	P					[T5], Drivers Side
		1	U	H					Japan, Drivers Side
	5HB70XT5AA	1	U	P					Japan, Drivers Side
		1	U	H					[T5] Japan, Drivers Side
	5HB73DX9AA	1	U	P					[T5] Japan, Drivers Side
		1	U	H					Japan, Passenger Side
	5HB73XT5AA	1	U	P					Japan, Passenger Side
		1	U	H					[T5] Japan, Passenger Side
		1	U	H					[T5] Japan, Passenger Side
2	04685445	1	U						SWITCH, Reading Lamp
3	56042064	1	J						SWITCH, 1 Gang
		1	U						
4	56042450AB	1		P					SWITCH, Flipper Window
		1		H					
5	04373666	2	J						SWITCH, Seat
		2	U						
	04601756AB	1	J						
		1	U						
	04601757AB	1	J						
		1	U						
6	04607042	1	J						KNOB, Power Seat Switch

AR = use ase required - = Non illustrated part

Switches Body  
Figure 8-815

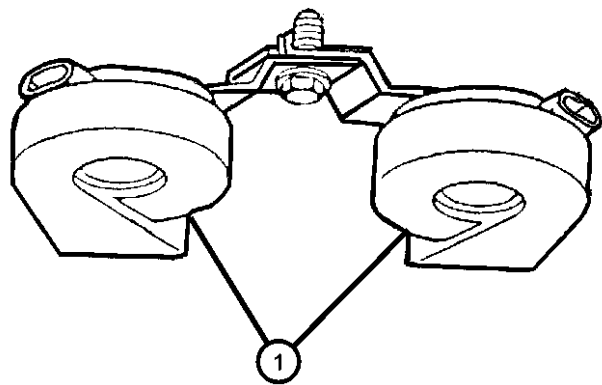


ITEM	PART NUMBER	QTY	LINE	SERIES	BODY	ENGINE	TRANS	TRIM	DESCRIPTION
	04607043	1	U						Right
		1	J						Left
		1	U						Left
	04607044	1	U						Recliner, Right
		1	J						Recliner, Right
	04607045	1	J						Recliner, Left
		1	U						Recliner, Left
7									SWITCH, Memory Selector
8	56042291AB	1	J		P				SWITCH
	56042292AB	1	U		P				
	56042387	2	J						Lumbar Control
		2	U						Lumbar Control
9	55136557AA	1	J						SWITCH, Security Alarm
		1	U						
10									SWITCH, Power Window
	55196424	1			H				Right or Left
	5HB57DX9AA	1			P				Black, Right or Left
	5HB57XT5AA	1			P				[T5], Right or Left

AR = use ase required - = Non illustrated part

Horns  
Figure 8-910

ITEM	PART NUMBER	QTY	LINE	SERIES	BODY	ENGINE	TRANS	TRIM	DESCRIPTION
1	56042315AE	1							HORN, Duel

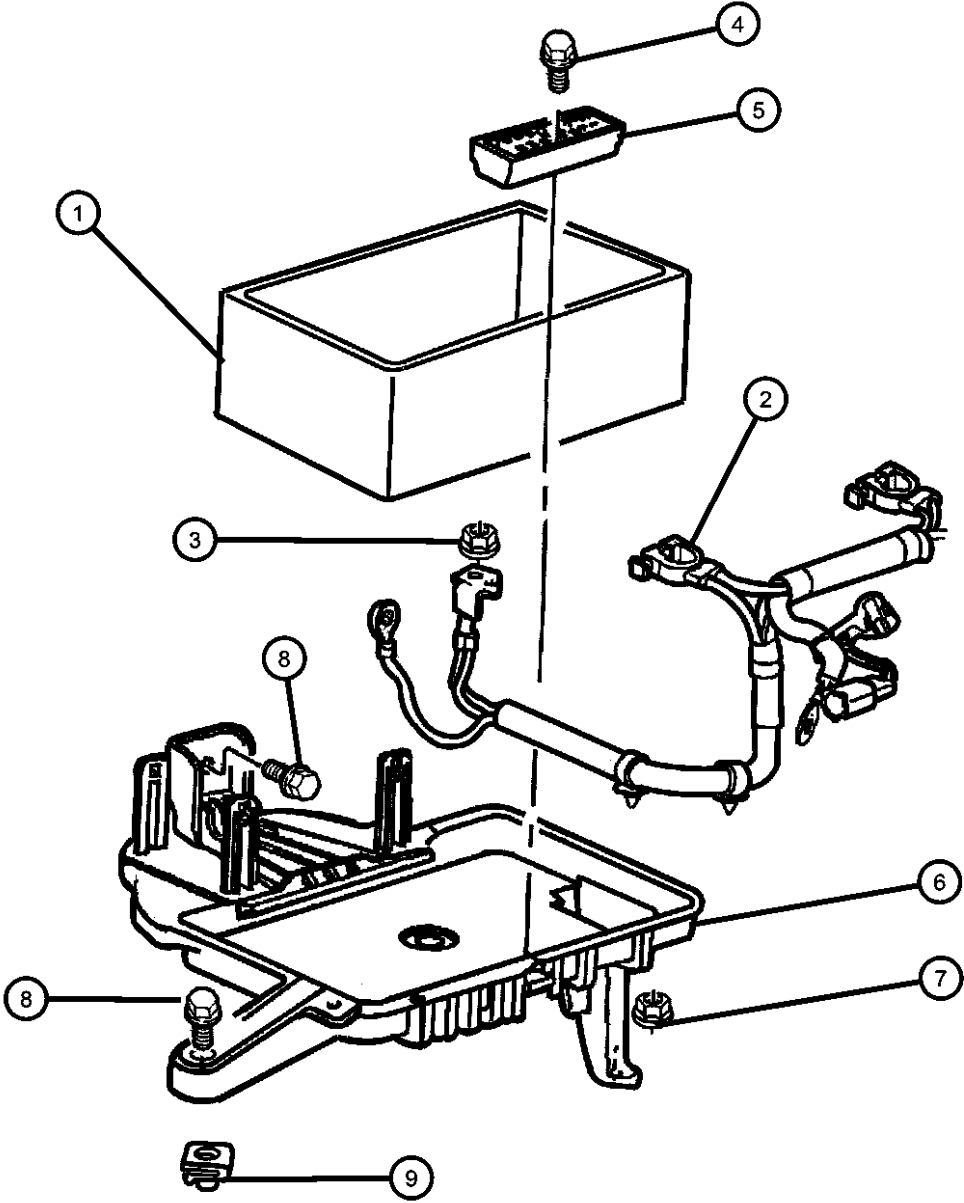


AR = use ase required - = Non illustrated part

Battery Tray & Cables  
Figure 8-1010

ITEM	PART NUMBER	QTY	LINE	SERIES	BODY	ENGINE	TRANS	TRIM	DESCRIPTION
------	-------------	-----	------	--------	------	--------	-------	------	-------------

ER0=4.0L Engine  
EV0=4.7L Engine  
EX0=3.0L/3.1L Turbo Diesel Engine



1									COVER, Battery
	56041375AA	1				ER0, EV0			
	56041813AA	1				EX0			
2	56038422AE	1				EX0			WIRING, Alternator and Battery
3	06101808	2				ER0, EV0, EX0			NUT, Hex, M6x1
4	06505671AA	4							SCREW AND WASHER
5									BRACKET, Battery Hold Down
	55136570AA	1				ER0, EV0			
	55136959AB	1				EX0			
6	55137184AC	1				ER0, EV0			SUPPORT, Battery
7	06100516	2	U			EV0			NUT, Hex Flange Lock, M6 Phosphate
8	06100568	4							BOLT AND WASHER, Implement Attaching
9	06101712	2							NUT, U, M6x1.00

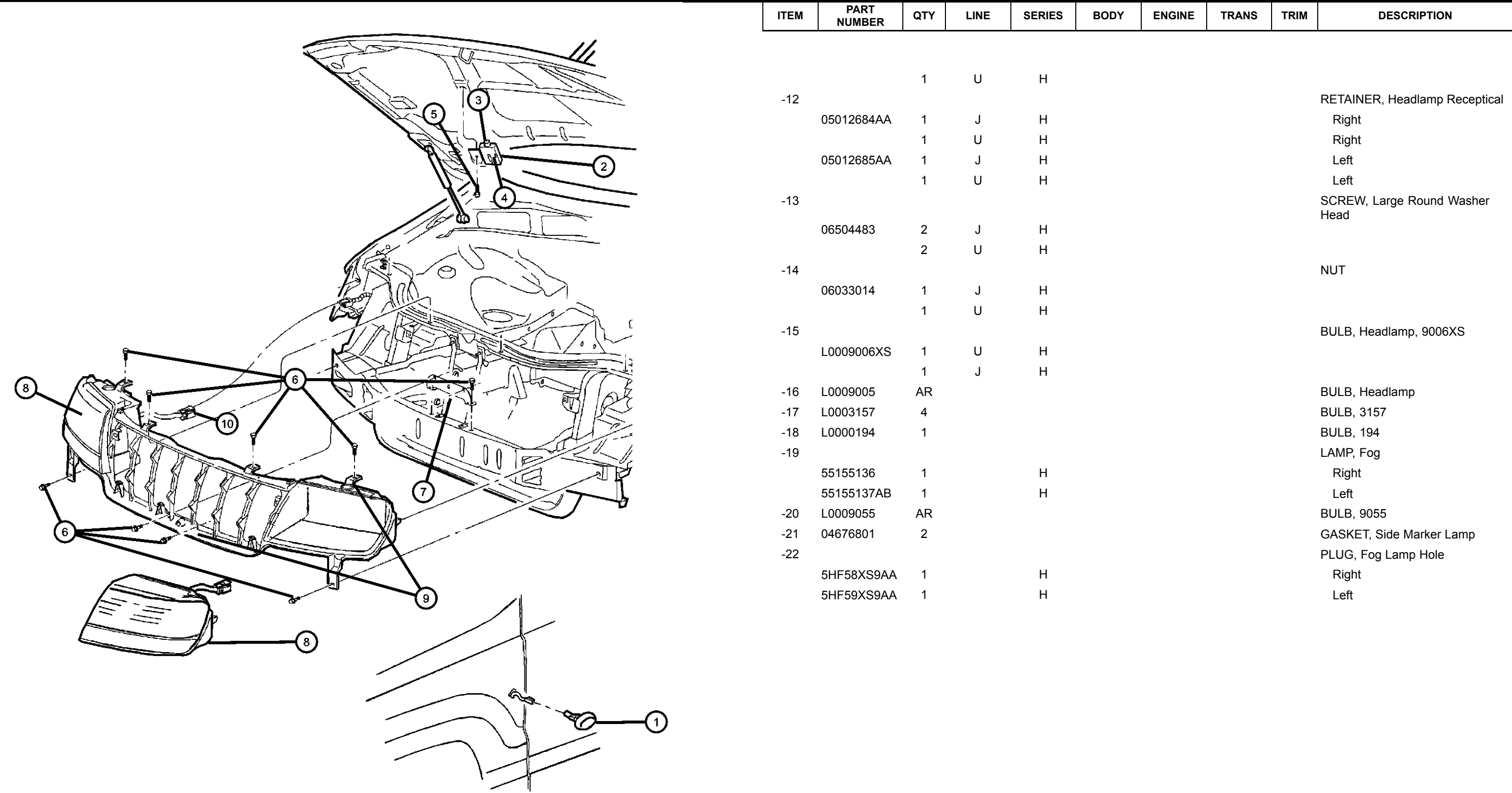
AR = use ase required - = Non illustrated part

Lamp - Front End  
Figure 8-1110

	ITEM	PART NUMBER	QTY	LINE	SERIES	BODY	ENGINE	TRANS	TRIM	DESCRIPTION
	1	04676565	2							LAMP, Front Fender
	2	56021441	1							LAMP, Underhood
	3	L0000561	1							BULB, 561
	4	04897446AA	1							LENS, Lamp Module
	5	04897446AA	1							SCREW, Self Piercing, .25-14x.625, (NOT SERVICED)
	6	06503259	6							SCREW, Tapping, M6x1x20
	7	55155706AB	1							BRACKET, Headlamp Panel
	8									LAMP, Headlamp Park And Turn
		55155144AB	1	J	H					Laredo w/ Headlamp Leveling System, Right
		55155145AB	1	J	H					Laredo w/ Headlamp Leveling System, Left
		55155146AB	1	U	H					Laredo w/ Headlamp Leveling System, Right
		55155147AB	1	U	H					Laredo w/ Headlamp Leveling System, Left
		55155556AB	1	U	P					Limited w/ Headlamp Leveling System, Right
		55155557AB	1	U	P					Limited w/ Headlamp Leveling System, Left
		55155574AB	1	J	H					Laredo w/o Headlamp Leveling System, Right
		55155575AB	1	J	H					Laredo w/o Headlamp Leveling System, Left
		55155576AB	1	J	P					Limited w/o Headlamp Leveling System, Right
		55155577AB	1	J	P					Limited w/o Headlamp Leveling System, Left
		55155578AB	1	U	H					Laredo w/o Headlamp Leveling System, Right
		55155579AB	1	U	H					Laredo w/o Headlamp Leveling System, Left
		55155582AB	1	U	P					Limited w/o Headlamp Leveling System, Right
		55155583AB	1	U	P					Limited w/o Headlamp Leveling System, Left
		55155942AB	1	J	P					Limited w/ Headlamp Leveling System, Right
		55155943AB	1	J	P					Limited w/ Headlamp Leveling System, Left
	9									SUPPORT, Headlamp Panel
		55155498	1	J	H					
			1	U	H					
	10									WIRING, Headlamp
		05013841AA	1	J	P					w / Headlamp Leveling System
			1	U	H					w / Headlamp Leveling System
		05013842AA	1	J	P					w/o Headlamp Leveling System
			1	U	H					w/o Headlamp Leveling System
-11										SENSOR, Ambient Temperature
		56042395	1	J	H					

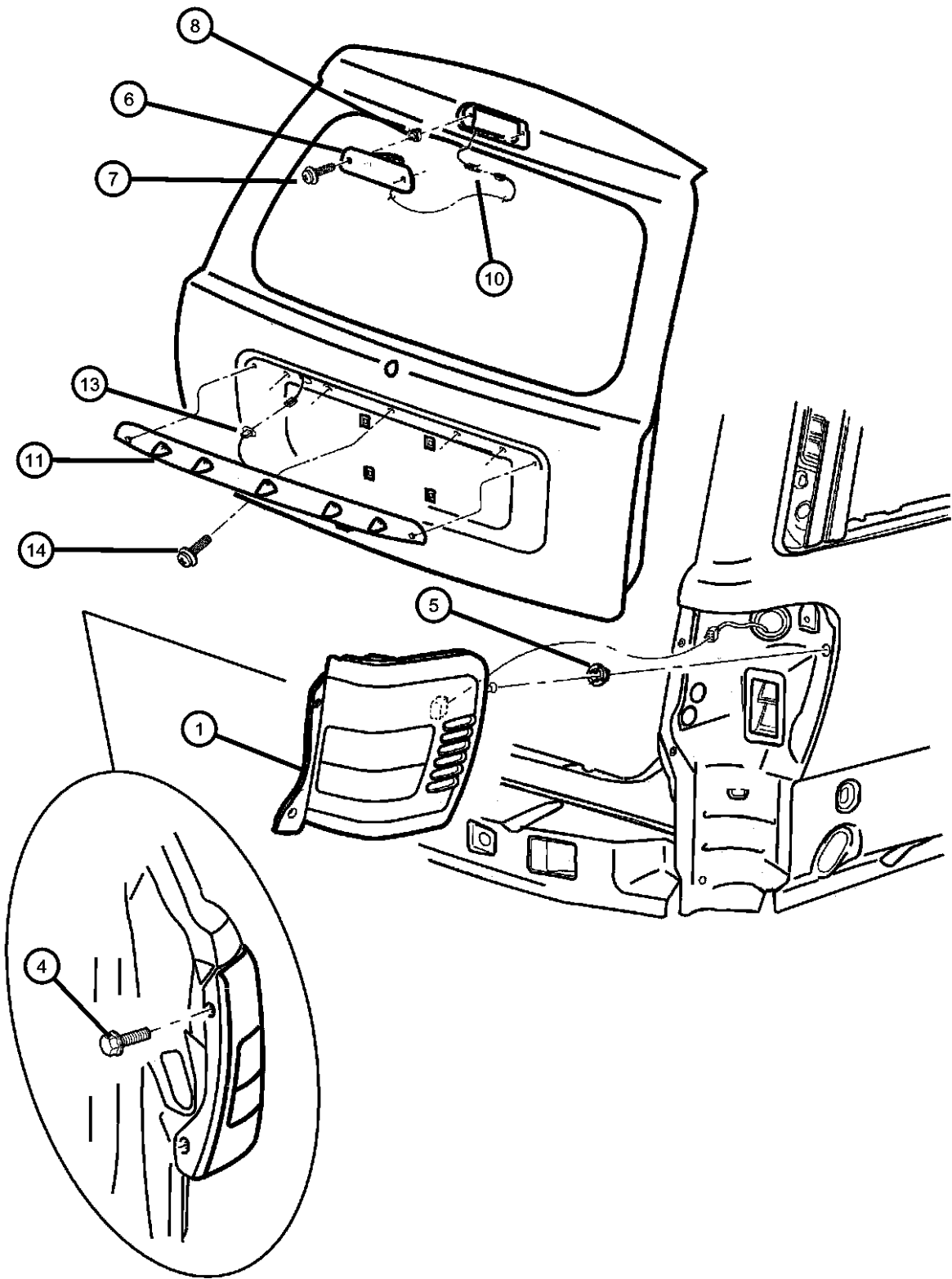
AR = use ase required - = Non illustrated part

Lamp - Front End  
Figure 8-1110



AR = use ase required - = Non illustrated part

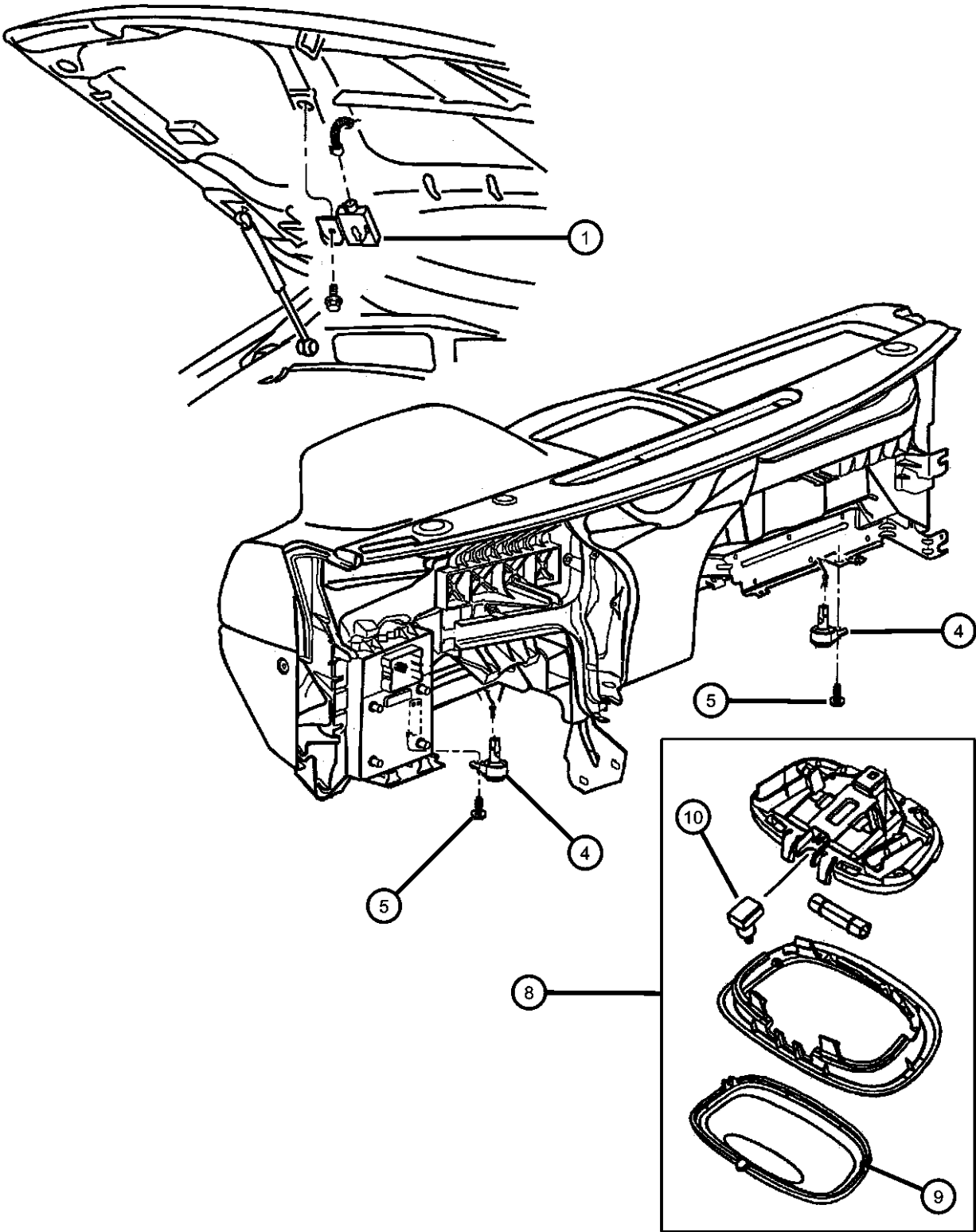
Lamp - Rear End  
Figure 8-1120



ITEM	PART NUMBER	QTY	LINE	SERIES	BODY	ENGINE	TRANS	TRIM	DESCRIPTION
1									LAMP, Tail Stop Turn
	55155142AC	1							Right
	55155143AC	1							Left
-2	L0003157	4							BULB, 3157
-3	04676589	4							SOCKET, Board
4	04676589	4							SCREW, .190-16 X .750, (NOT SERVICED)
5	06505386AA	2							NUT, Plastic
6	55155140	1							LAMP, High Mounted Stop
7	06036163AA	2							SCREW, .19-16x1.00
8	06505703AA	2							NUT, Plastic Snap-in
-9	L000921E	1							BULB, 921
10	56042544	1							WIRING, High Mounted Stop Lamp
11									HOUSING, Lamp
	05012553AB	1			H				Left
	05012554AA	1			P				Right
-12									LAMP, License
	05012548AA	1			P				
		1			H				
13									WIRING, License Lamp
	56042545AD	1			H				
		1			P				
14	00154228	5							SCREW, Tapping, .19-16x.625
-15									SWITCH, Flipper Window
	56042450AB	1			P				
		1			H				
-16		1							BULB, 168, (L0000168), (NOT SERVICED)
-17									BULB, W10/5
	00153625	2			P				
		2			H				

AR = use ase required - = Non illustrated part

Lamp - Courtesy - Dome - Reading  
Figure 8-1130

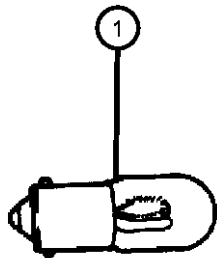


ITEM	PART NUMBER	QTY	LINE	SERIES	BODY	ENGINE	TRANS	TRIM	DESCRIPTION
1	56021441	1							LAMP, Underhood, w/Switch
-2	04897446AA	1							LENS, Lamp Module, Underhood
-3	L0000561	1							BULB, 561
4	56042559AA	2							LAMP, Courtesy, I/panel Lower
5	06101946	3							SCREW, Tapping
-6	L0000161	1							BULB, 161, Ash Receiver
-7									LENS, Illuminated Visor
	04778794	1	J						
		1	U						
8									LAMP, Cargo
	5FT10TL2	1	J						
		1	U						
9									LENS, Cargo Lamp
	55196755AA	1	J						
		1	U						
10	04897446AA	1							LENS, Lamp Module, Grab Handle
-11	04685445	1	U						SWITCH, Reading Lamp

AR = use ase required - = Non illustrated part



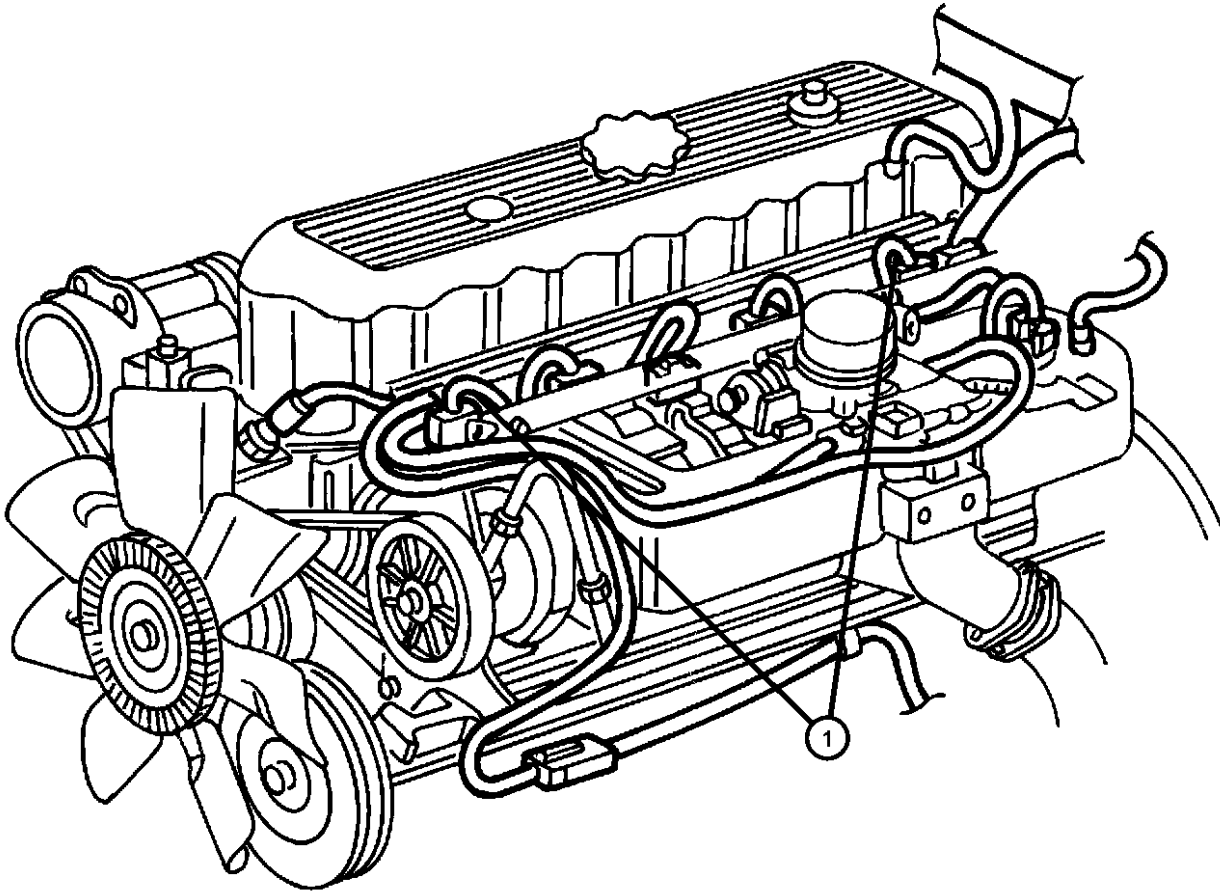
Bulbs & Sockets  
Figure 8-1140



ITEM	PART NUMBER	QTY	LINE	SERIES	BODY	ENGINE	TRANS	TRIM	DESCRIPTION
Note: ER0 = All 4.0L 6 Cyl Gas Engin EVA = 4.7L Power Tech V8 Engine									
1	00153620	2							BULB, 8/4
-2	L0003157	4							BULB, 3157
-3	00154883AA	1							BULB, 921
-4									BULB, 561
	09433040	1							
	L0000561	1							Underhood
-5	L0000194	1							BULB, 194
-6	L0009006XS	1	J	H					BULB, Headlamp, 9006XS
-7	00154846AA	1	J	P					BULB, Headlamp
-8	L0000161	1							BULB, 161, Ash Receiver
-9	L0000906	2							BULB, 906
-10									BULB, 74
	06501966	1	J						
		1	U						
-11									BULB, 192
	L0000192	2	J						
		2	U						
-12	05012591AA	1		P					BULB AND SOCKET
-13									BULB, PY21W Amber
	00154742	1	J	P					
		1	U	H					
-14	L000PC74	16		P		ER0, EVA			BULB, PC74

AR = use ase required - = Non illustrated part

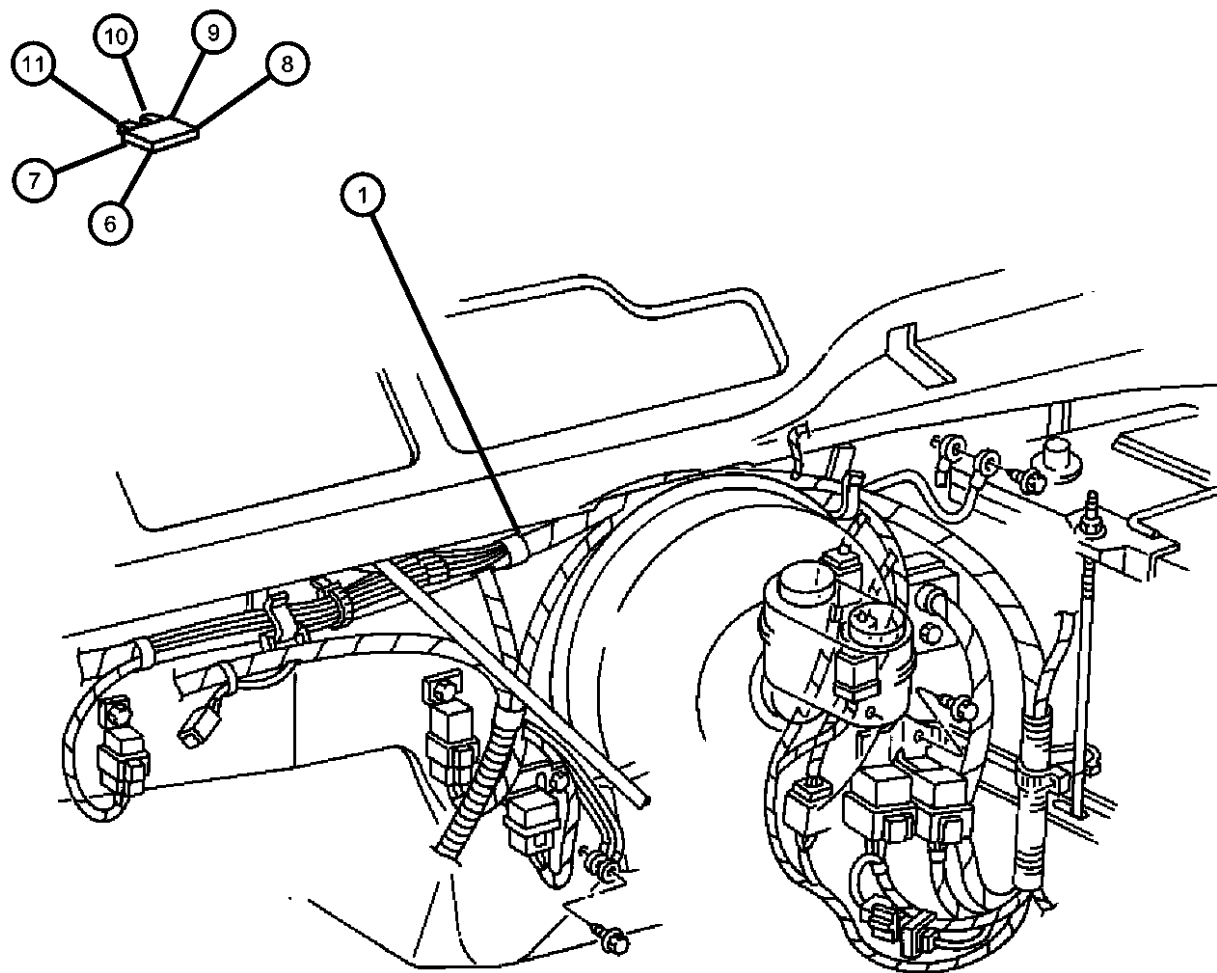
Wiring - Engine & Related Parts  
Figure 8-1210



ITEM	PART NUMBER	QTY	LINE	SERIES	BODY	ENGINE	TRANS	TRIM	DESCRIPTION
NOTE Sales Code: EV0=4.7L Engine EX0=3.0L/3.1L Turbo Diesel Engine ER0=4.0L Engine EVA=4.7L Power Tech Engine DG0=Automatic Transmission									
1									WIRING, Injector
	56041967AC	1	J			ER0	DG0		
	56042202AF	1				EX0	DG0		Diesel Emission
	56044770AC	1	J			EVA	DG0		
	56044995AC	1	U			ER0	DG0		
	56044996AC	1	U			EV0	DG0		
-2									BRACKET, Wiring
	56041381AB	1				EX0			
	56041631AA	1				EX0			Diesel Emission

AR = use ase required - = Non illustrated part

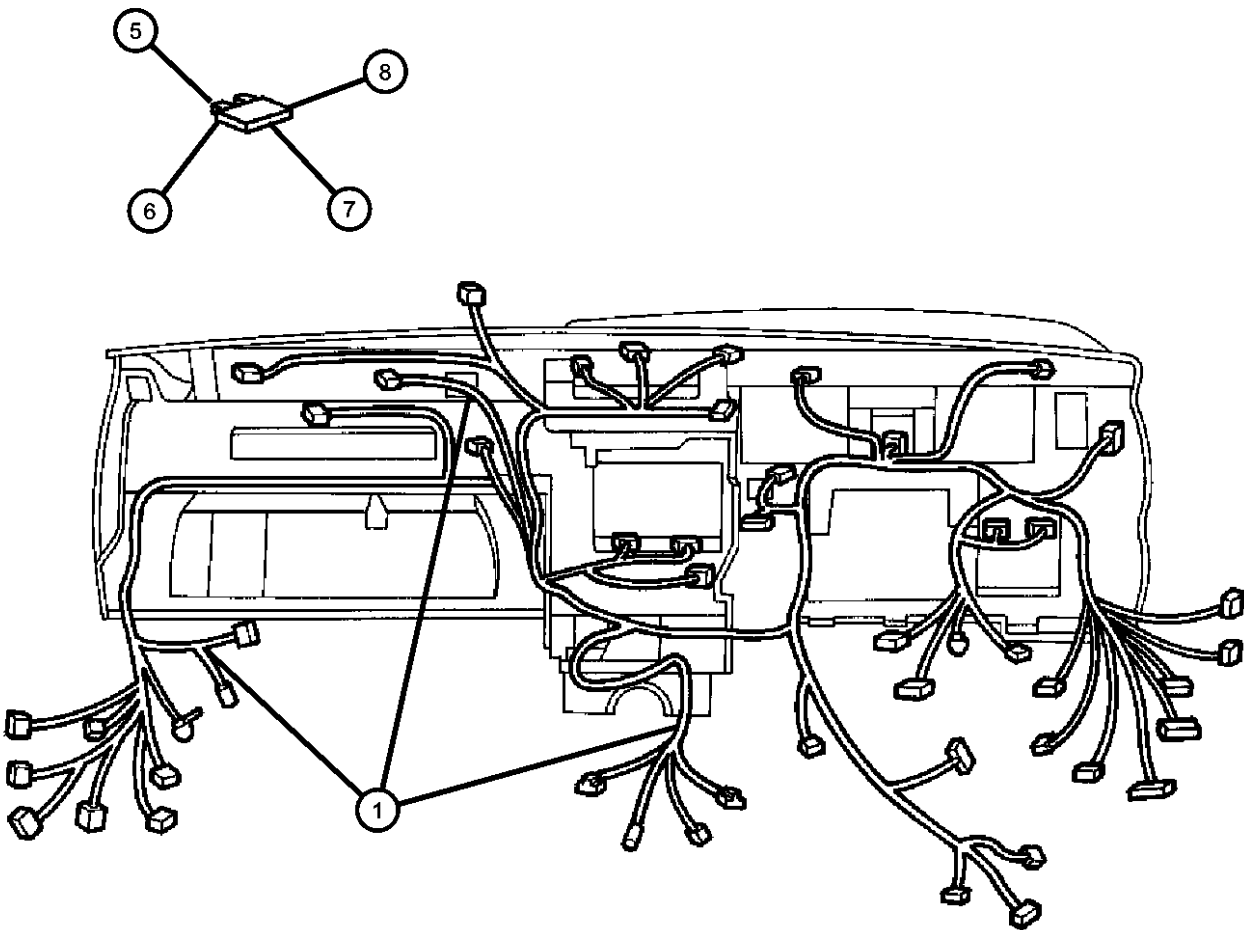
Wiring - Headlamp / Dash  
Figure 8-1310



ITEM	PART NUMBER	QTY	LINE	SERIES	BODY	ENGINE	TRANS	TRIM	DESCRIPTION
ER0=4.0L Engine EV0=4.7L Engine EX0=3.0L/3.1L Turbo Diesel Engine									
1									WIRING, Headlamp to Dash
	56042208AH	1	J			EX0			Right
	56042209AJ	1	J			EX0			Up to 01/25/00, Left
	56042209AK	1	J			EX0			01/25/00 & After
	56042212AI	1	U			EX0			Right
	56042213AJ	1	U			EX0			Left
	56042832AE	1	J			EV0			Right
	56042833AB	1	U			EV0			Left
	56042836AC	1	U			ER0			Right
	56042857AC	1	U			ER0			Left
-2	04604235	2							BREAKER, Circuit
-3									COVER, Power Distribution Center
	05016947AA	1	J			EX0			
	05018470AA	1	J			ER0			
		1	J			EV0			
-4	04671168	2							RELAY, Mini
-5	04848879AA	4	J			ER0			RELAY, Electrical
6	000ATM10	16							FUSE, Mini, 10 AMP, Red
7	000ATM15	8							FUSE, Mini, 15 AMP, Light Blue
8	000ATM20	3							FUSE, Mini, 20 AMP, Yellow
9									FUSE CARTRIDGE, 30 Amp
	06102076AA	2	J			ER0			
		2	J			EV0			
		2	U			EX0			
10									FUSE CARTRIDGE, 40 Amp
	06102077AA	6	J			ER0			
		6	J			EV0			
		6	U			EX0			
11									FUSE CARTRIDGE, 50 Amp
	06102078AA	3	J			ER0			
		3	J			EV0			
		3	U			EX0			
-12									PULLER, Fuse
	55196762AA	1	U						
		1	J						

AR = use ase required - = Non illustrated part

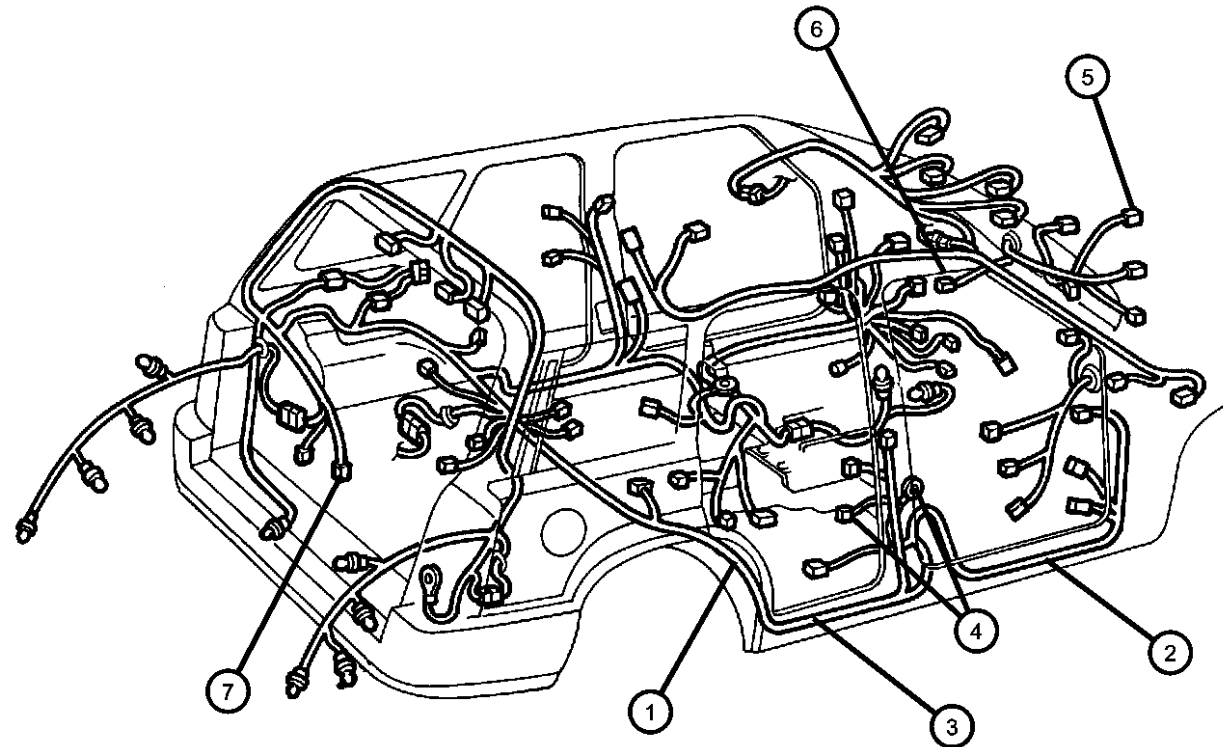
Wiring - Instrument Panel  
Figure 8-1410



ITEM	PART NUMBER	QTY	LINE	SERIES	BODY	ENGINE	TRANS	TRIM	DESCRIPTION
1									WIRING, Instrument Panel
	56042945AC	1	J						w/ Air Condition
	56042947AC	1	J						Air Condition w/ Dual Zone Control
	56042949AC	1	U						w/ Air Condition
	56042950AC	1	U						Air Condition w/ Dual Zone Control
-2	56042950AC	1							NUT AND WASHER, M6x1.00, (NOT SERVICED),
-3	04274258	1							TAPE, Radio Connector, Foam
-4	05018536AA	1							JUNCTION BLOCK, Relay
5	000ATM10	16							FUSE, Mini, 10 AMP, Red
6	000ATM15	8							FUSE, Mini, 15 AMP, Light Blue
7	000ATM20	3							FUSE, Mini, 20 AMP, Yellow
8	04687835	1							FUSE, Mini, 25 Amp, Natural
-9	55196762AA	1	J						PULLER, Fuse
-10									COVER, Fuse Access
	55116293AB	1	U						
	55116564AA	1	J						
-11	04604235	2							BREAKER, Circuit

AR = use ase required - = Non illustrated part

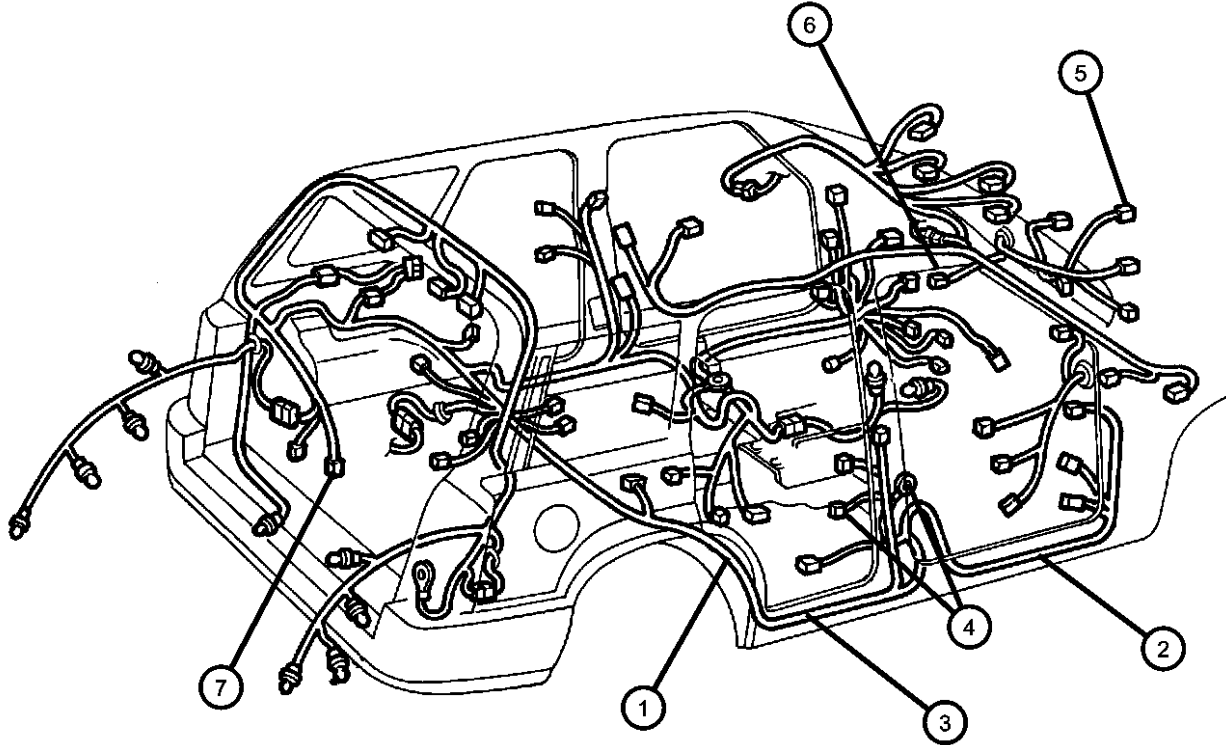
**Wiring - Body & Accessories**  
**Figure 8-1510**



ITEM	PART NUMBER	QTY	LINE	SERIES	BODY	ENGINE	TRANS	TRIM	DESCRIPTION
ER0=4.0L Engine EV0=4.7L Engine EX0=3.0L/3.1L Turbo Diesel Engine									
1									WIRING, Body
	56042842AA	1	U			EX0			CD Changer-10 Disc Remote, Left
	56042843AA	1	J			EX0			, Left
	56042845AA	1	J			EX0			CD Changer-10 Disc Remote, Right
	56042855AA	1	J			EX0			w/o CD Changer-10 Disc Remote, Right
	56042859AA	1	U			EX0			w/o CD Changer-10 Disc Remote, Left
	56042880AA	1	J			ER0, EV0			Left
	56042882AA	1	U			ER0, EV0			w/o CD Changer-10 Disc Remote, Left
	56042883AA	1	U			ER0, EV0			CD Changer-10 Disc Remote, Left
	56042885AA	1	J			ER0, EV0			w/o CD Changer-10 Disc Remote, Right
	56042886AA	1	J			ER0, EV0			CD Changer-10 Disc Remote, Right
	56042888AA	1	U						w/o CD Changer-10 Disc Remote, Right
	56042891AA	1	U						CD Changer-10 Disc Remote, Right
2									WIRING, Front Door
	56042219AE	1							w/Security Alarm , Driver Side
	56042220AE	1							Passenger Side, Front Door
	56042221AE	1							w/o Security Alarm , Driver Side
	56042824AF	1	U						European w/Japan Market Requirements , Driver Side
3	56042538AG	2							WIRING, Rear Door
4									WIRING, Door Jumper
	56042525AE	1	J	P					Left
	56042526AE	1	J	P					Right
	56042569AE	1	U	P					w/ Japan Equipment, Left
	56042570AE	1	U	P					w/ Japan Equipment, Right
	56042571AE	1	J	H					w/ Infinity Speaker System
		1	U	H					
5	56042574AD	1							WIRING, Underhood Lamp
6									WIRING, Steering Wheel
	56042592AB	1		H					
	56042595AB	1							
7	56042800AB	1							WIRING, Liftgate
-8									WIRING, Headliner
	56050007AA	1	J						w/o Sunroof
	56050008AA	1	U						w/o Sunroof

AR = use ase required - = Non illustrated part

Wiring - Body & Accessories  
Figure 8-1510



ITEM	PART NUMBER	QTY	LINE	SERIES	BODY	ENGINE	TRANS	TRIM	DESCRIPTION
-9	56050009AA	1	J						w/ Sunroof
		1	U						w/ Sunroof
	55196753AA	1	J						WIRING, Overhead Lighting
		1	U						w/o Sunroof
-10	55196754AA	1	J						w/o Sunroof
		1	U						w/ Sunroof
	04481618	2							w/ Sunroof
									WIRING, Side Repeater Lamp
-11	04793554	1							POWER OUTLET, Cigar Lighter, Quarter Trim Panel
-12	04685591	1							CAP, Cigar Lighter, Quarter Trim Panel
-13									WIRING, Seat
	05015743AB	1	U						w/Power Seat / 10 Way Memory / Heated, Left
	05015747AA	1	J						w/Power Seat & 10 Way Memory, Right
	05016145AB	1	U						w/Power Seat / 10 Way Memory / Heated, Right
	05016148AA	1	U						w/Power Seats, Right
	05016149AA	1	U						w/Power Seats, Left
	05016154AA	1	J						w/Power Seats, Left
	05017929AA	1	J						w/Power Seat / 10 Way Memory / Heated, Right
	05017930AA	1	J						w/Power Seat 10 Way Memory, Right
	05066094AA	1	J						w/Power Seat 10 Way Memory, Left
	05066095AA	1	J						w/Power Seat / 10 Way Memory / Heated, Left
	05066096AA	1	U						w/Power Seat 10 Way Memory, Right
	05066097AA	1	U						w/Power Seat 10 Way Memory, Left
-14	05016560AA	1							WIRING, Sunroof

AR = use ase required - = Non illustrated part

Wiring Repair Packages  
Figure 8-1605

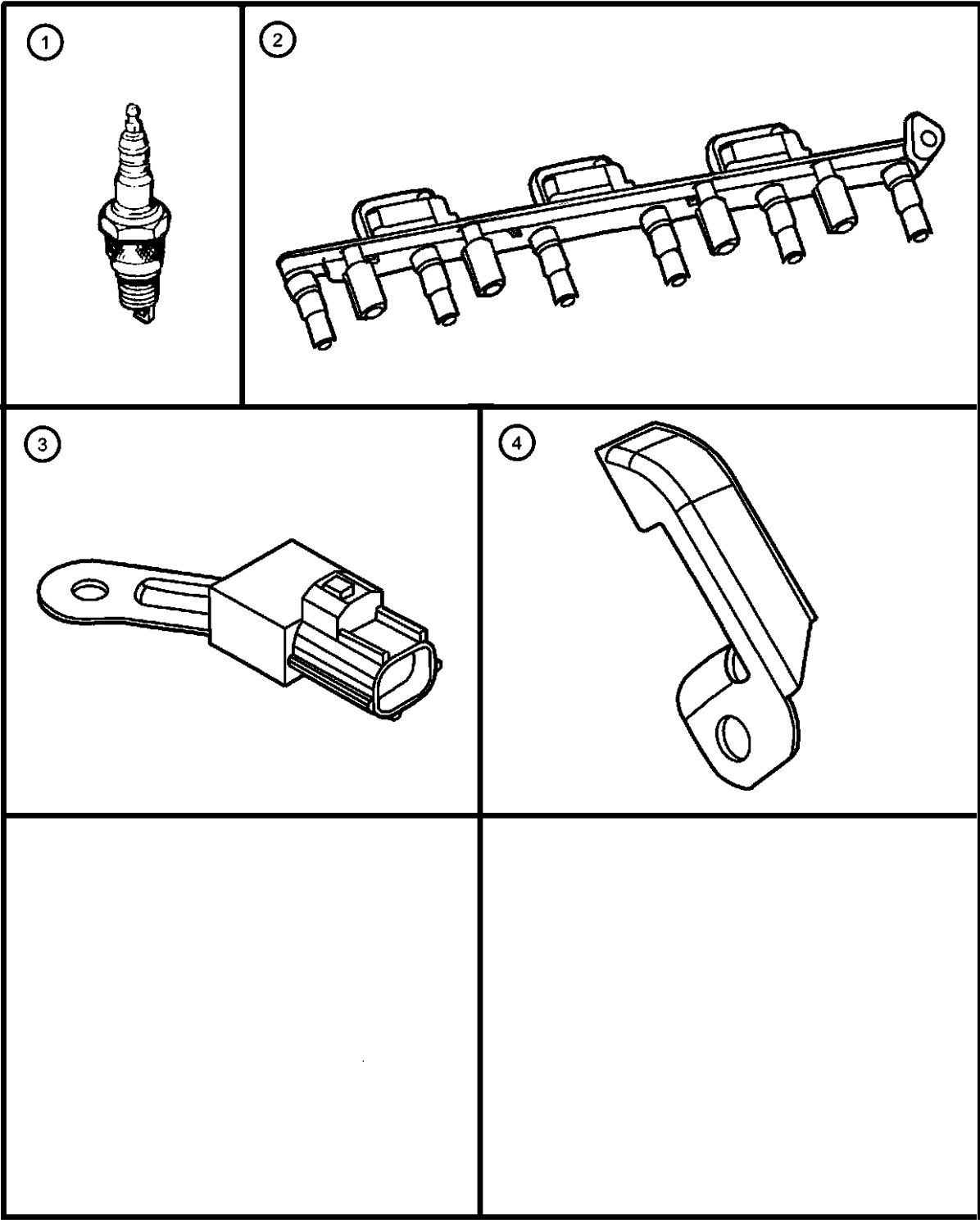
ITEM	PART NUMBER	QTY	LINE	SERIES	BODY	ENGINE	TRANS	TRIM	DESCRIPTION
Note: ER0 = All 4.0L 6 Cyl Gas Engin EVA = 4.7L Power Tech V8 Engine EV0 = All 4.7L Gas Engines EX0 = All 3.0/3.1L Turbo Diesel Engines									
-1	05013930AB	1							WIRING PACKAGE, Underhood Connector Repair, For Electrical Connector Repair Information visit the World Wide Web at <a href="http://dto.vftis.com/mopar/dis-claimer.asp">http://dto.vftis.com/mopar/dis-claimer.asp</a>
-2	04364392	1				ER0			TUBE, Convoluted
-3	J4175376	2				ER0, EVA			STRAP, Tie

For Electrical Connector Repair Information visit  
the World Wide Web at

<http://dto.vftis.com/mopar/disclaimer.asp>

AR = use ase required - = Non illustrated part

Spark Plugs - Coils  
Figure 8-1910



ITEM	PART NUMBER	QTY	LINE	SERIES	BODY	ENGINE	TRANS	TRIM	DESCRIPTION
------	----------------	-----	------	--------	------	--------	-------	------	-------------

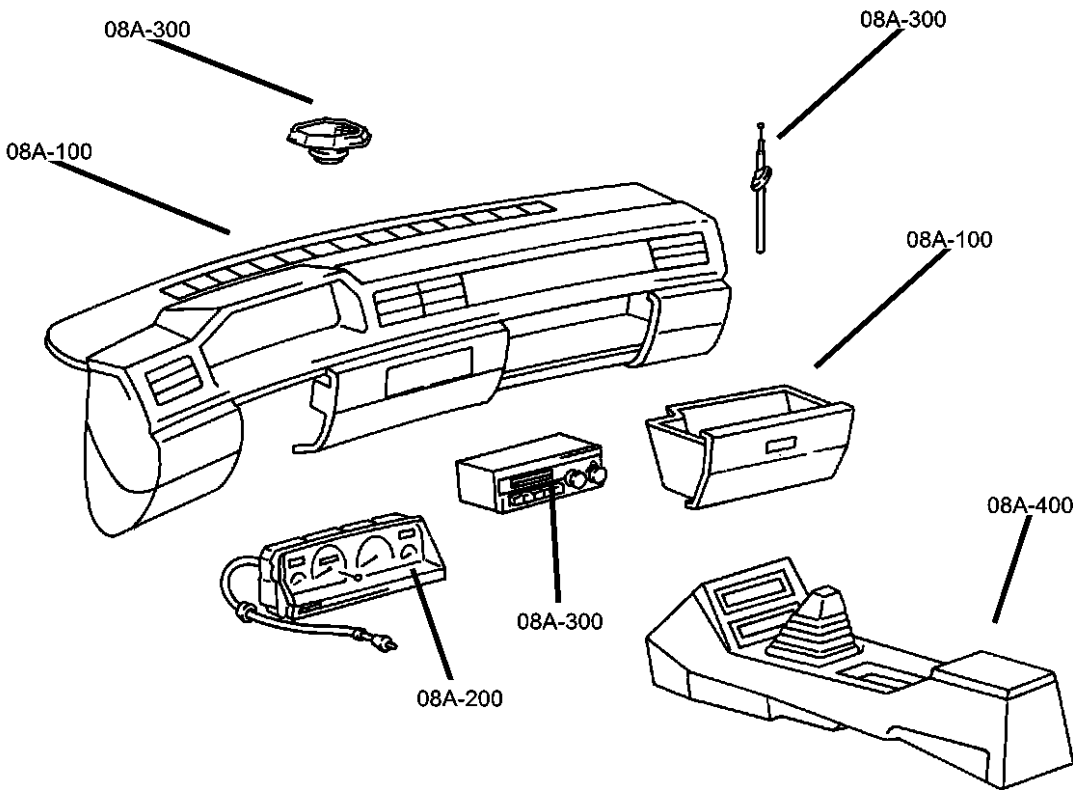
Note: DG0 = All Automatic Transmissions ER0 = All 4.0L 6 Cyl Gas Engin EVA = 4.7L Power Tech V8 Engine EV0 = All 4.7L Gas Engines									
1									SPARK PLUG
	SP000ZFR5N	6				ER0			
	SPRC12MCC4	8				EVA			
2									COIL, Ignition
	56028138AD	8				EV0			
	56041476AA	1				ER0			ERO (4.0L GAS)
3									CAPACITOR, Ignition
	56041396AA	2				EV0			
	56041915AA	1				ERH			
4	56041388AA	1				ER0	DG0		SHIELD, Wiring
-5	05015297AA	8				EV0			O RING, Coil Pack

AR = use ase required - = Non illustrated part



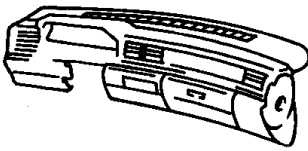
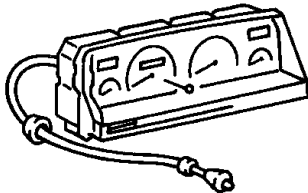
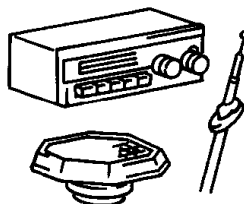
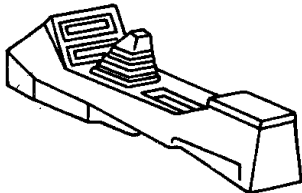
# Group - 08A

## Instrument Panel and Radios and Consoles

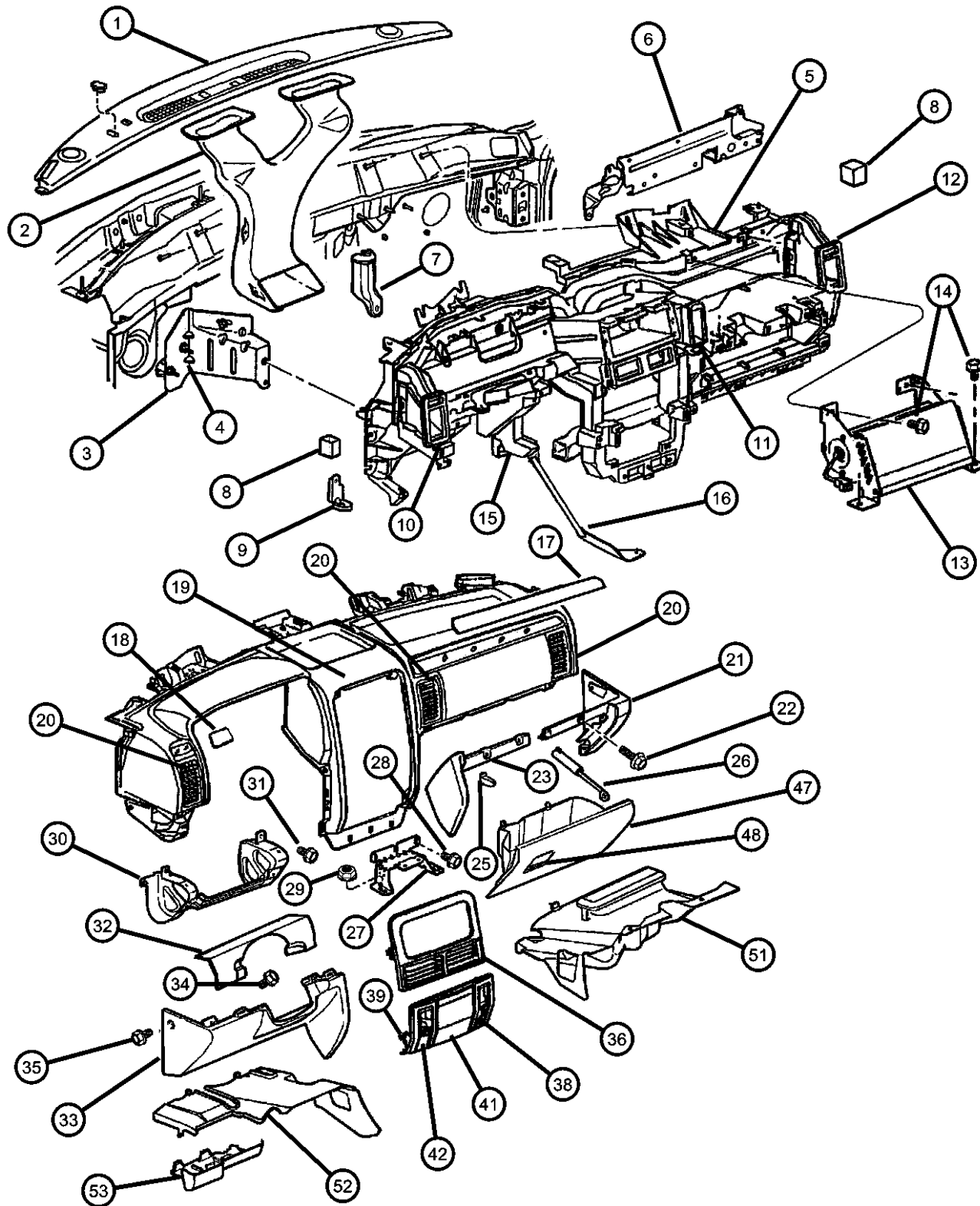


## Group - 08A Instrument Panel and Radios and Consoles

Illustration Title	Group-Fig. No.
<b>Instrument Panel</b>	
Instrument Panel .....	Fig. 08A - 110
<b>Instrument Panel Cluster</b>	
Instrument Cluster.....	Fig. 08A - 210
<b>Radio, Antenna, and Speakers</b>	
Radio.....	Fig. 08A - 310
Antenna.....	Fig. 08A - 320
Speakers.....	Fig. 08A - 325
<b>Consoles</b>	
Floor Console.....	Fig. 08A - 410
Overhead Console .....	Fig. 08A - 420

<b>08A-100</b> Instrument Panel	<b>08A-200</b> Instrument Panel Cluster	<b>08A-300</b> Radio, Antenna, and Speakers	<b>08A-400</b> Consoles
			

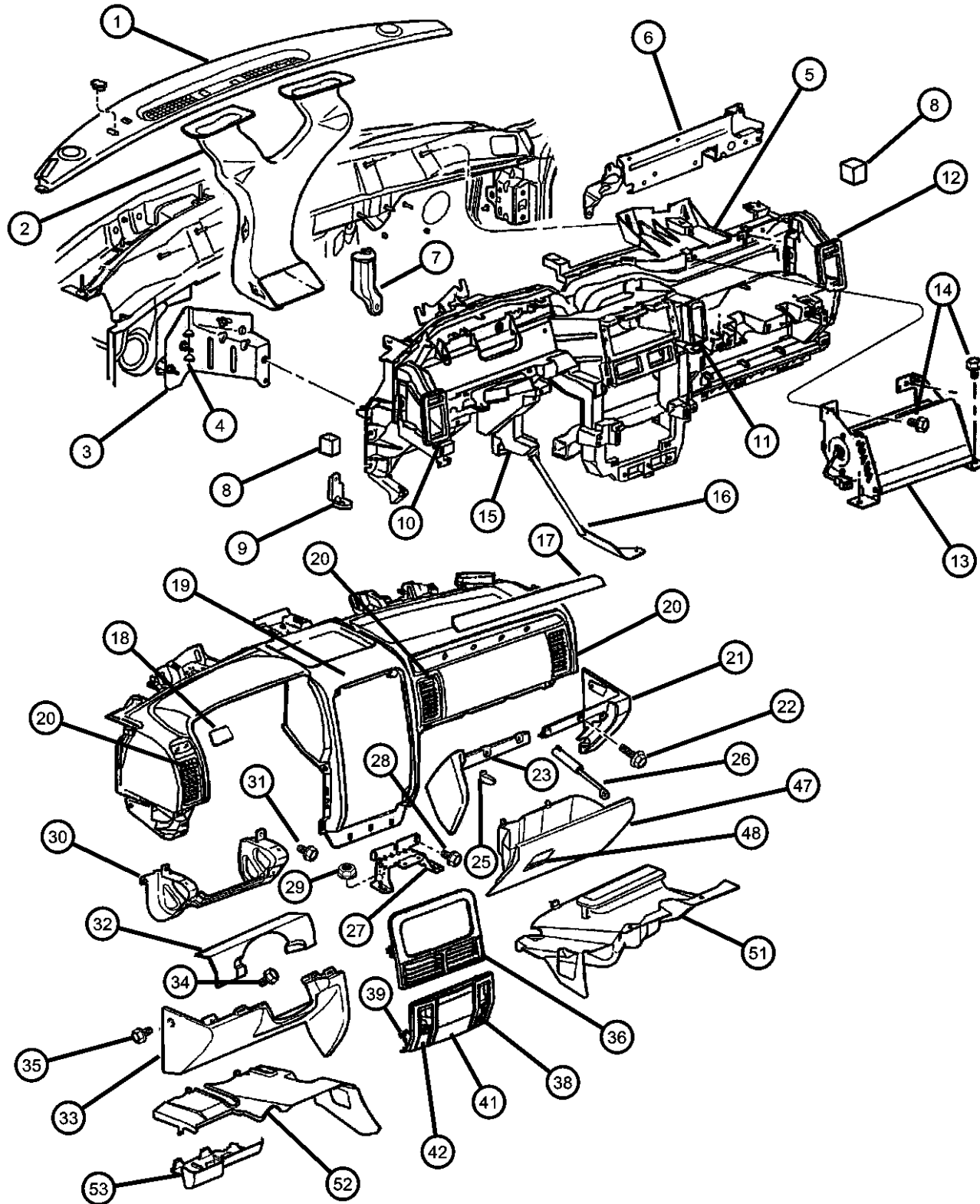
Instrument Panel  
Figure 08A-110



ITEM	PART NUMBER	QTY	LINE	SERIES	BODY	ENGINE	TRANS	TRIM	DESCRIPTION
1	0QR20LAZAD	1							COVER, Instrument Panel [AZ]
	0QR20XTMAD	1							[T5]
2	55116014	1	J						DUCT, Defroster
	55116394AA	1	U						
3	55116395AC	1	J						BRACKET, Instrument Panel
	55116396AA	1	U						
4	55116396AA	1							NUT, M6x1, (NOT SERVICED)
5	55116295AC	1	U						DUCT, Instrument Panel, Structural
	55116407AC	1	J						
6	55116373AB	1	J						BRACKET, Instrument Panel, C-Chanel Cover
	55116376AB	1	U						
7	55116397AA	1							BRACKET, Instrument Panel
8	52850582AA	1							SPACER Right
	52850583AA	1							Left
9	55116390AB	1	J						BRACKET, Instrument Panel, Courtesy Lamp
	55116418AA	1	U						
10	55116287AB	1							DUCT, Instrument Panel, Extension Left
11	55116285AA	1	J						DUCT, Instrument Panel, Extension In Board
	55116439AA	1	U						
12	55116286AB	1							DUCT, Instrument Panel, Extension Right
13	55115945AD	1							AIR BAG, Passenger
14	06101838	2							SCREW, Hex Head
15	55116391AA	1							BRACKET, Instrument Panel, Steering Column Support
16	55116391AA	1							STRAP, Serviced in Assembly, (NOT SERVICED)
17	55116481AA	1	U						BEZEL, Instrument Panel Passenger
	55116482AA	1	J						Passenger
18	55116475AA	1	J						BEZEL, Instrument Panel, Armature Assembly & A/C Outlet Bezel Included Driver

AR = use ase required - = Non illustrated part

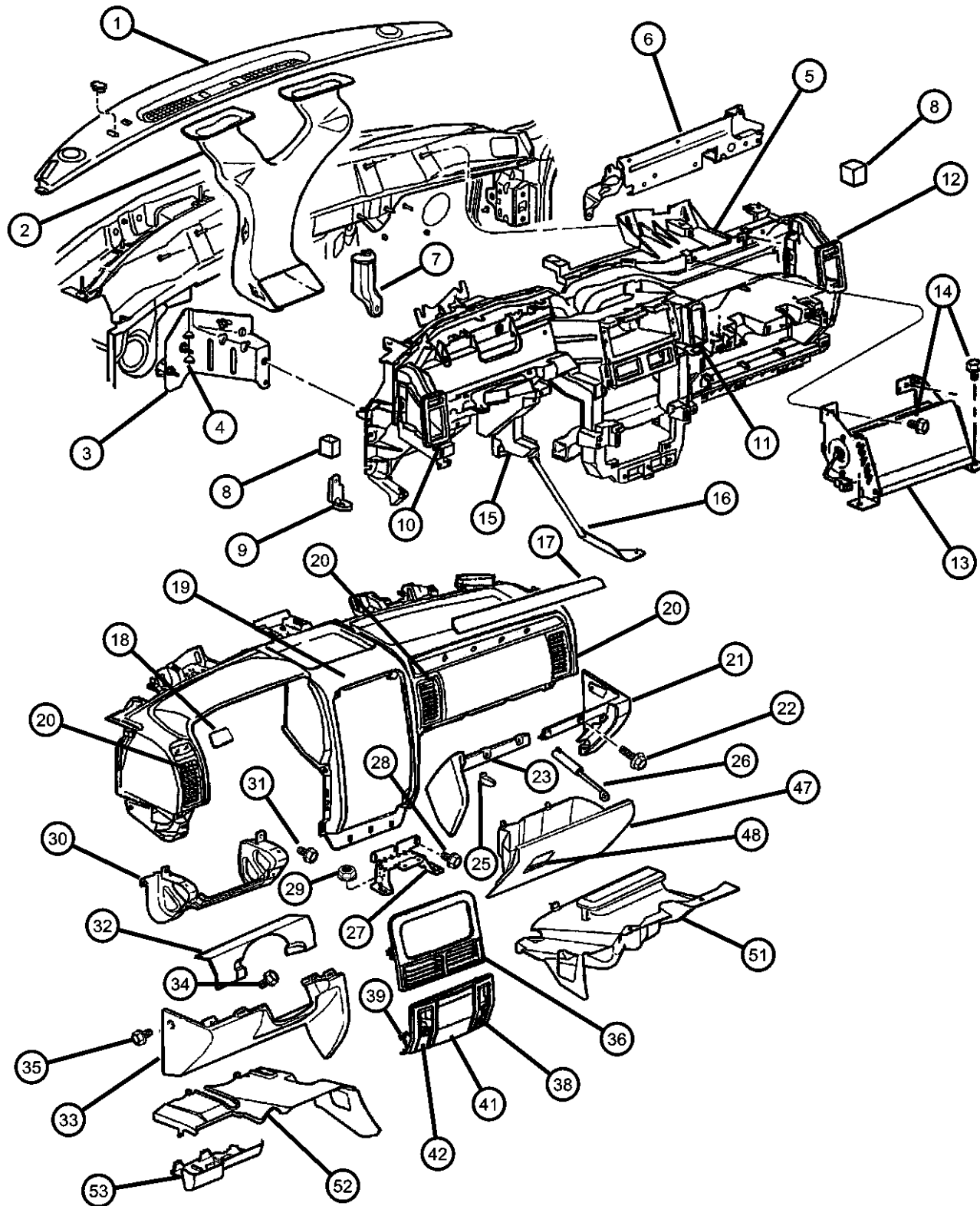
Instrument Panel  
Figure 08A-110



ITEM	PART NUMBER	QTY	LINE	SERIES	BODY	ENGINE	TRANS	TRIM	DESCRIPTION
19	55116476AA	1	U						Driver
									PAD, Instrument Panel
	5GZ111AZAB	1	U						[AZ]
	5GZ111TMAB	1	U						[T5]
	5HK981AZAA	1	J						[AZ]
20	5HK981TMAA	1	J						[T5]
									OUTLET, Air Conditioning & Heater
	5GZ121AZAB	1	J						[AZ], Inboard
	5GZ121TMAB	1	J						[T5], Inboard
	5GZ131AZAB	1	U						[AZ], Left Side
		1	J						[AZ], Left Side
	5GZ131TMAB	1	U						[T5], Left Side
		1	J						[T5], Left Side
	5GZ141AZAB	1	U						[AZ], Right Side
		1	J						[AZ], Right Side
	5GZ141TMAB	1	U						[T5], Right Side
		1	J						[T5], Right Side
	5GZ151AZAB	1	U						[AZ], Inboard
21	5GZ151T5AB	1	U						[T5], Inboard
									CAP, Instrument Panel End
	5EY42LAZAB	1	J						[AZ]
	5EY42XT5AB	1	J						[T5]
	5FX24LAZAB	1	U						[AZ]
22	5FX24XT5AB	1	U						[T5]
	06032723	3							SCREW, Self Tapping, M4.2x1.69x19.05
23									BEZEL, Instrument Panel
	5FU66LAZAB	1	J						[AZ]
	5FU66XT5AB	1	J						[T5]
	5FX20LAZAB	1	U						[AZ]
	5FX20XT5AB	1	U						[T5]
-24	06101946	3							SCREW, Tapping
25									STRIKER, Glove Box Door Latch
	55116374AA	1							Right
	55116375AA	1							Left
26	55116424AA	1							DAMPENER, Glove Box Door
27									BRACKET, Instrument Panel
	55116041	1							Up to 02/19/01
	55116041AB	1							02/19/01 & After
28	00154867AA	8							SCREW, M6X1X25

AR = use ase required - = Non illustrated part

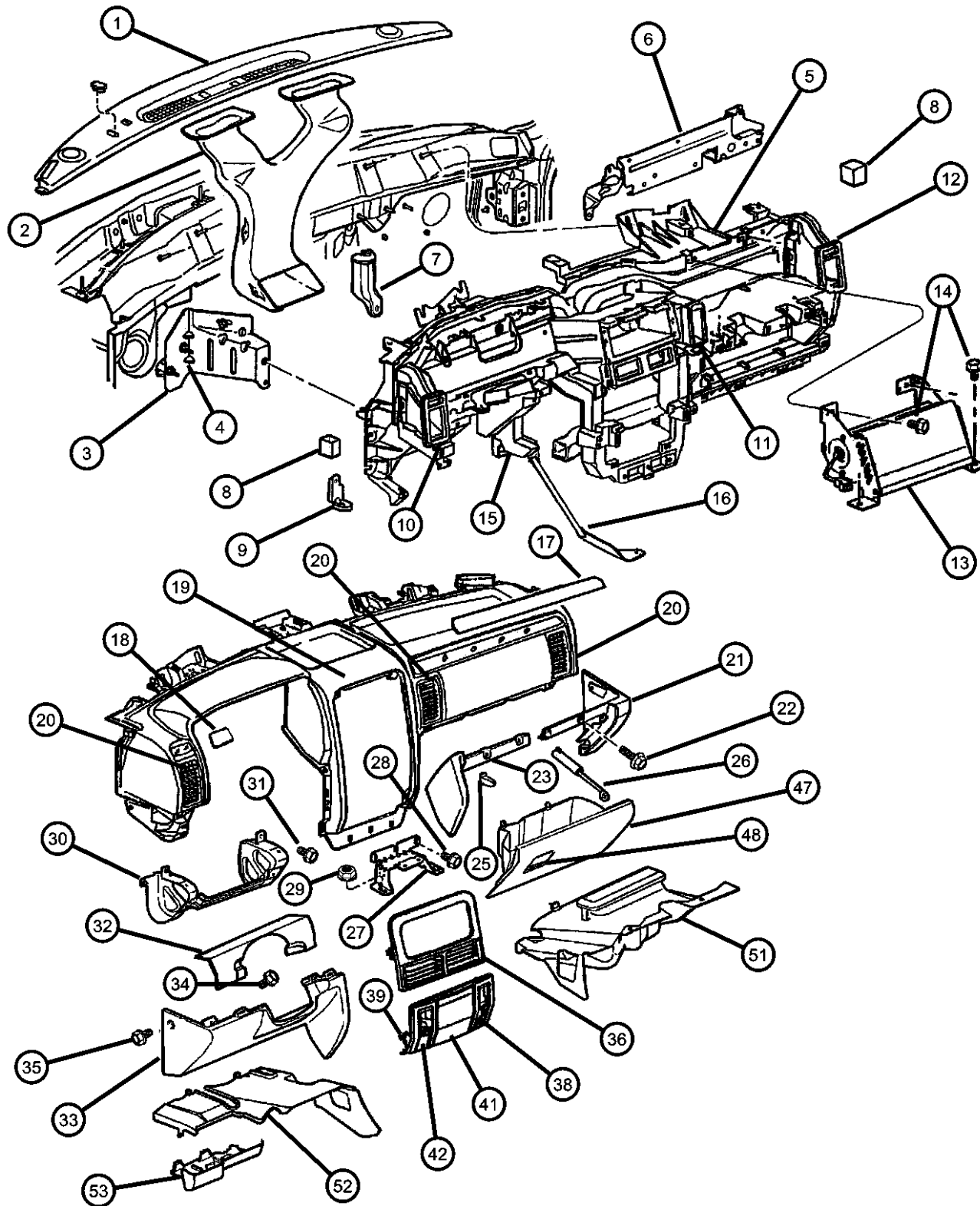
Instrument Panel  
Figure 08A-110



ITEM	PART NUMBER	QTY	LINE	SERIES	BODY	ENGINE	TRANS	TRIM	DESCRIPTION
29	06504572	2							NUT AND WASHER, Hex Nut-Coned Washer, M8 x 1.25
30	55116391AA	1							BRACKET, Instrument Panel
31	55116391AA	1							SCREW, Self Tapping, M6x1x15, (NOT SERVICED)
32									BEZEL, Instrument Cluster
	5FZ23LAZAD	1	J						w/o Headlamp Leveling System, [AZ]
	5FZ23XTMAD	1	J						w/o Headlamp Leveling System, [T5]
	5FZ26LAZAE	1	J						W/ Headlamp Leveling System, [AZ]
	5FZ26XTMAE	1	J						W/ Headlamp Leveling System, [T5]
	5FZ28LAZAD	1	U						W/o Headlamp Leveling System, [AZ]
	5FZ28XTMAD	1	U						W/o Headlamp Leveling System, [T5]
	5FZ31LAZAD	1	U						W/ Headlamp Leveling System, [AZ]
	5FZ31XTMAD	1	U						W/ Headlamp Leveling System, [T5]
33									COVER, Instrument Panel, Steering Column Opening, 5EY40TRMAE (LHD)
	5EY40LAZAE	1	J						[AZ]
	5EY40XT5AE	1	J						[T5]
	5FN60LAZAB	1	U						[AZ]
	5FN60XT5AB	1	U						[T5]
34	06101946	3							SCREW, Tapping
35	06032723	3							SCREW, Self Tapping, M4.2x1.69x19.05
36	55116479AB	1							BEZEL, Instrument Panel, Upper, Radio Bezel Opening
-37									ADAPTER, A/C And Heater Unit
	55116366AB	1	J						
	55116368AB	1	U						
38	05019799AA	1							BEZEL, Instrument Panel, Lower, Limited w/10 Way Power Heated Seats (Sparta Burl) (Ash Reciever Assembly, Cigar & Power Outlet Assembly Included)
39	55116372AB	1							PIN, Pivot
-40	06504664	4							CLIP, Instrument Panel
41	55116061	1							RECEPTACLE, Ash Receiver
42	55116273AA	1							DOOR, Power Outlet
-43	05269360	1							HOOD, Ash Receiver Lamp
-44	04793554	1							POWER OUTLET, Cigar Lighter
-45	04793551	1							BASE, Cigar Lighter

AR = use ase required - = Non illustrated part

Instrument Panel  
Figure 08A-110



ITEM	PART NUMBER	QTY	LINE	SERIES	BODY	ENGINE	TRANS	TRIM	DESCRIPTION
-46	04793555	2							RING, Cigar Lighter Mounting
47									GLOVE BOX, Instrument Panel
	5EY381AZAB	1	J						[AZ]
	5EY381T5AB	1	J						[T5]
	5FN641AZAB	1	U						[AZ]
	5FN641T5AB	1	U						[T5]
48									LATCH, Glovebox Door
	5FK941T5	1	J						[T5]
	5FK94LAZ	1	J						[AZ]
	5FN661T5	1	U						[T5]
	5FN66LAZ	1	U						[AZ]
-49									BUMPER, Glove Box Door
	04524343	1	J						
	55116440AA	1	U						
-50	04565022	1							SWITCH AND LAMP, Glove Box
51									PANEL, Instrument Closure
	55196850AC	1	J						Right
	55196851AC	1	J						Left
52									PANEL, Instrument Closure
	55196852AB	1	U						Right
	55196853AB	1	U						Left
53									COVER, Fuse Access
	55116229	1	J						
	55116293AB	1	U						
-54									PULLER, Fuse
	55196762AA	1	U						
		1	J						
-55	04595746AA	1							LABEL, Air Bag Warning
-56	04793554	1							POWER OUTLET, Cigar Lighter, Quarter Trim Panel
-57	04685370	1							KNOB AND ELEMENT, Cigar Lighter
-58	04685591	1							CAP, Cigar Lighter, Cap/Tether & Mount Ring (Cigar Lighter)

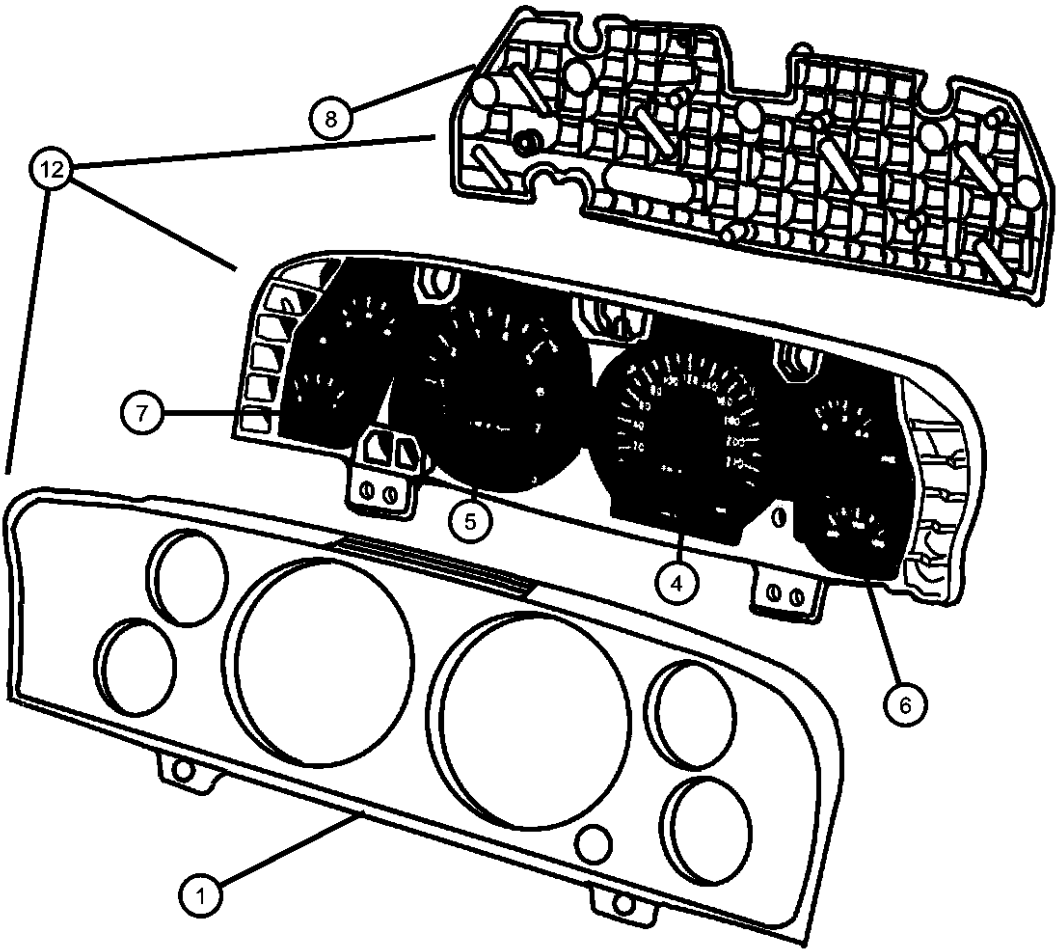
AR = use ase required - = Non illustrated part

Instrument Cluster  
Figure 08A-210

ITEM	PART NUMBER	QTY	LINE	SERIES	BODY	ENGINE	TRANS	TRIM	DESCRIPTION
------	----------------	-----	------	--------	------	--------	-------	------	-------------

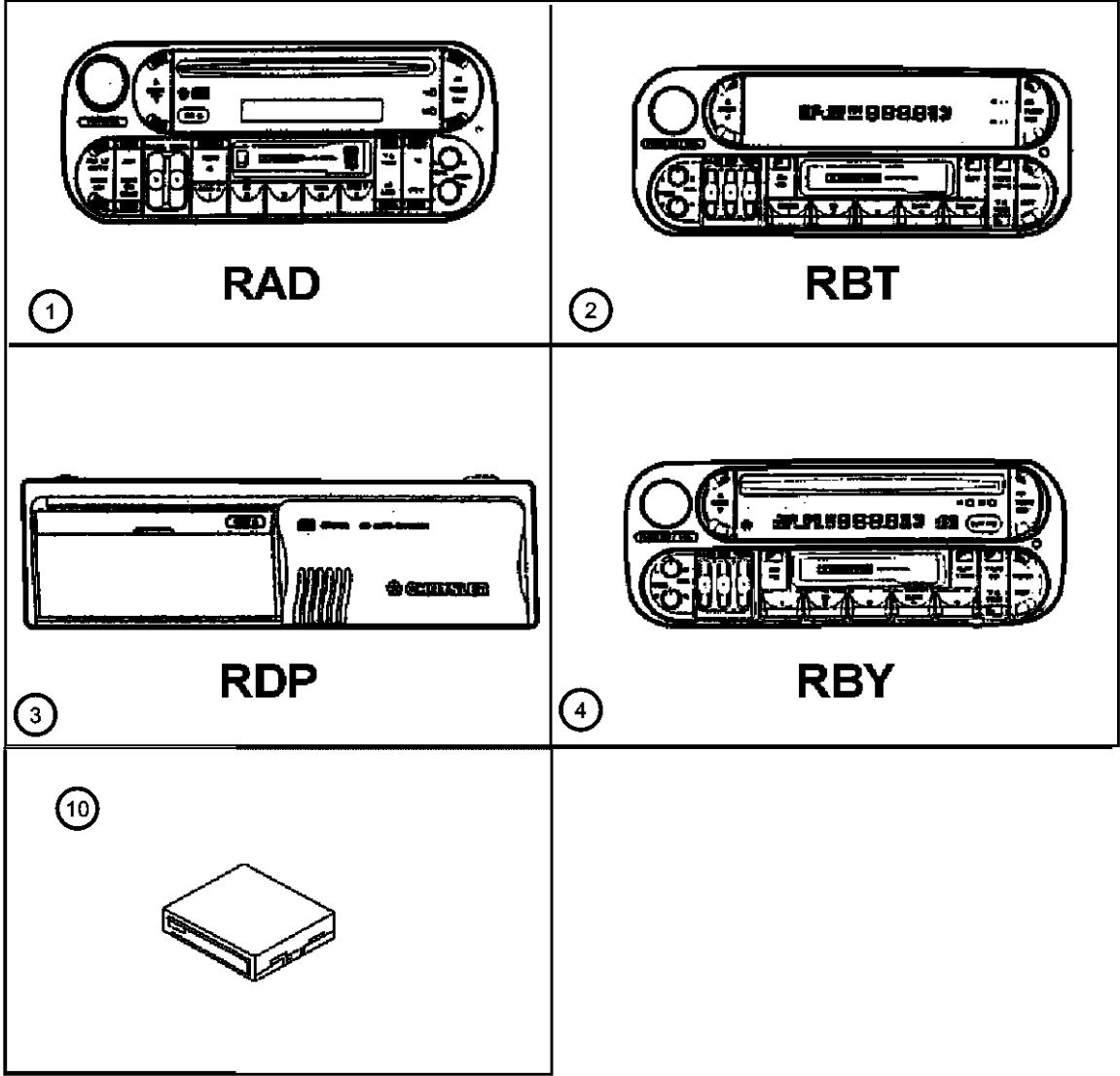
Sales Codes:  
[ER0] = 4.0  
[EX0] = 3.0, 3.1 Turbo Diesel  
[EVA] = 4.7

1	05016245AA	1							LENS, Cluster
-2	L000PC74	16							BULB, PC74
-3	L00PC121	1							BULB, PC121
4									GAUGE, Speedometer
	05018112AA	1							[JDH][ER0,EVA]
	05018160AA	1							[JDH][EX0]
	05018164AA	1	U						[JCB][EX0]
		1	U						[JCB][ER0,EVA]
	05018166AA	1	U						[JDF][EX0]
		1	U						[JDF][ER0,Eva]
5	05018113AA	1							GAUGE, Tachometer
6									GAUGE, Temperature And Oil
	05018168AA	1							[ER0] , [EVA]
	05018162AA	1							[EX0]
7	05018115AA	1							GAUGE, Fuel And Volt
8	05018170AA	1							BOARD, Circuit
-9	04638220	1							KNOB, Odometer Reset
-10	06101946	3							SCREW, Tapping
-11	06032723	6							SCREW, Self Tapping, M4.2x1.69x19.05
12									CLUSTER
	56042901AB	1							[JDH]
	56042903AB	1	U						[JCB]
	56042904AB	1	U						[JDF]
	56050936AB	1							[JDH][EX0]
	56050937AB	1	U						[JCB][EX0]
	56050939AB	1	U						[JDF][EX0]



AR = use ase required - = Non illustrated part

Radio  
Figure 08A-310



ITEM	PART NUMBER	QTY	LINE	SERIES	BODY	ENGINE	TRANS	TRIM	DESCRIPTION
------	-------------	-----	------	--------	------	--------	-------	------	-------------

NOTE SALES CODES:RAD=AM/FM Cassette /CD,RDS RBT=AM/FM Cassette , Compact Disc RBY=AM/FM Cassette , CD RDP=CD Changer 10 Disc Remote									
1	04858543AE	1							RADIO, AM/FM/Cassette With CD
2	04858542AD	1							RADIO, AM/FM/Cassette With CD
3	56038579AC	1							CHANGER, CD
4	04858541AD	1							RADIO, AM/FM with CD and Cassette
-5	06100047	4							NUT AND WASHER, Hex Nut-Coned Washer, M6 x 1.00
-6	00154552	1							SCREW, Hex Head, .190-16x.625
-7	06035081	1							NUT, .25-20
-8									STRAP, Radio Noise Suppression
	56038402AB	1							Up to 8/27/00, 4.7L Engine
	56038402AC	1							8/27/00 & After, 4.7L Engine
	56038499AB	1							Up to 8/27/00, 4.0L Engine
	56038499AC	1							8/27/00 & After, 4.0L Engine
-9	06035081	1							NUT, .25-20
10	56038407AD	1							AMPLIFIER, Radio, (RCE) Infinity


AR = use ase required - = Non illustrated part

Antenna  
Figure 08A-320

ITEM	PART NUMBER	QTY	LINE	SERIES	BODY	ENGINE	TRANS	TRIM	DESCRIPTION
------	----------------	-----	------	--------	------	--------	-------	------	-------------

NOTE: ANTENNA INTEGRATED IN REAR GLASS

1	56042134	1							AMPLIFIER, Radio
-2	56038514AA	1							CABLE, Antenna
-3	56038515AD	1	U						CABLE, Antenna
-4	56038516AD	1	J						CABLE, Antenna
-5	00154552	2							SCREW, Hex Head, .190-16x.625
-6	04373728	1							PLUG



AR = use ase required - = Non illustrated part

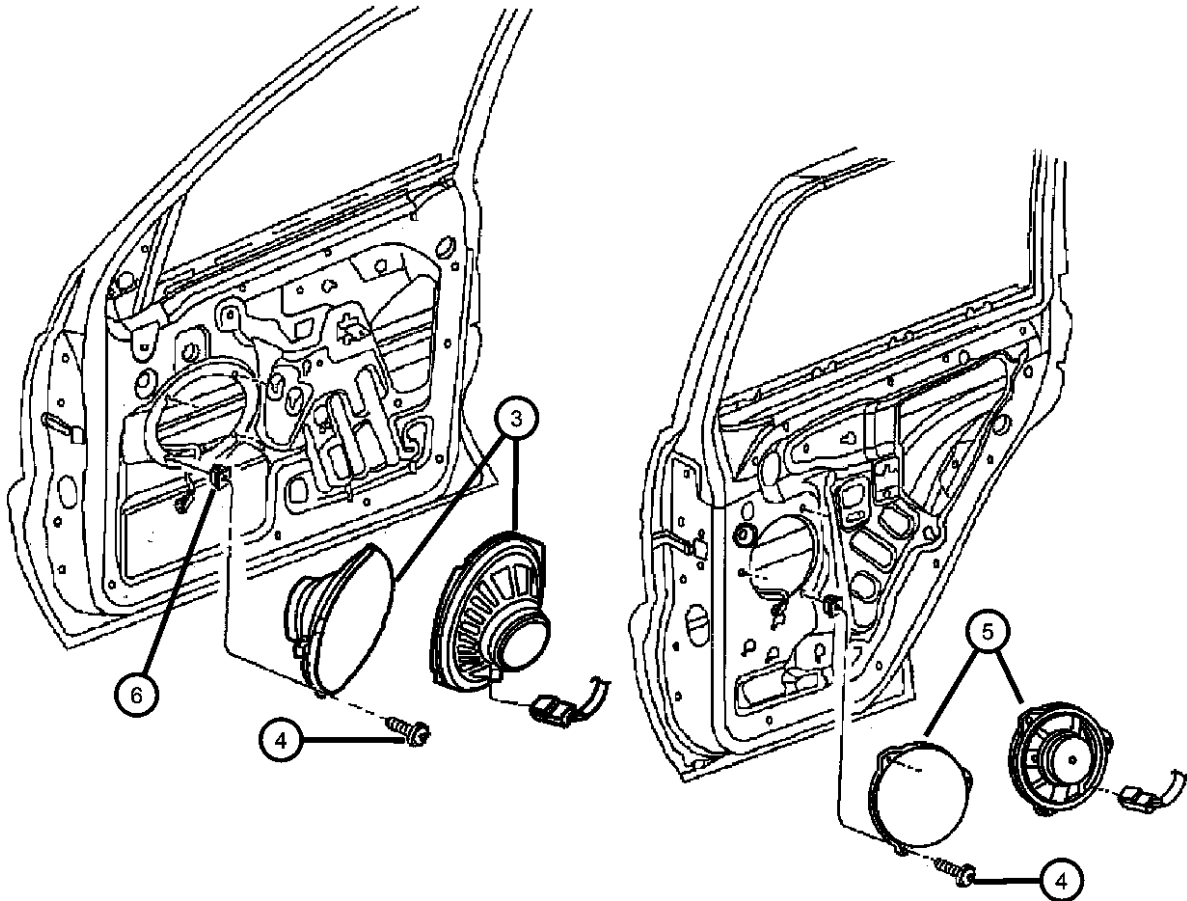
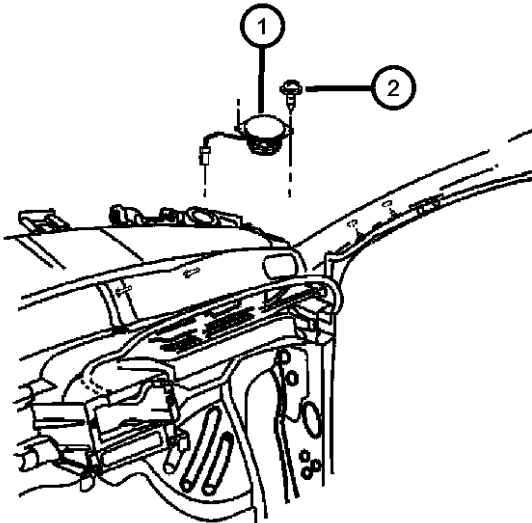


Speakers  
Figure 08A-325

ITEM	PART NUMBER	QTY	LINE	SERIES	BODY	ENGINE	TRANS	TRIM	DESCRIPTION
------	-------------	-----	------	--------	------	--------	-------	------	-------------

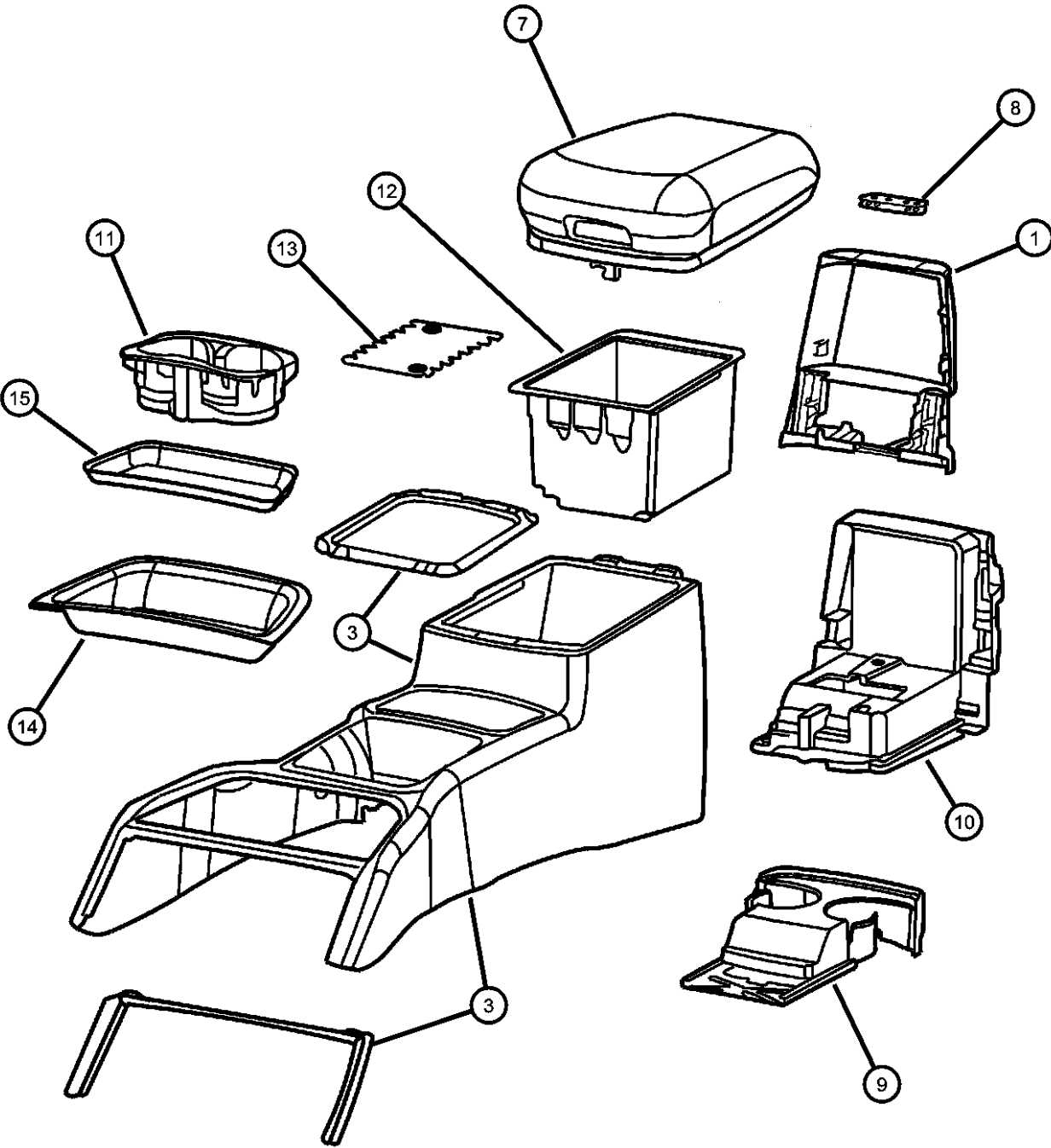
Note:  
RCE = Infinity Speaker System

1	56038411AC	2							SPEAKER, Instrument Panel, (RCE) Infinity
2	06101946	3							SCREW, Tapping
3	56038409AC	2							SPEAKER, 6"X9", (RCE) Infinity
4	06034949	6							SCREW
5	56038410AC	2							SPEAKER, 6.5", (RCE) Infinity
6	06036098AA	8							NUT, Plastic Snap-in



AR = use ase required - = Non illustrated part

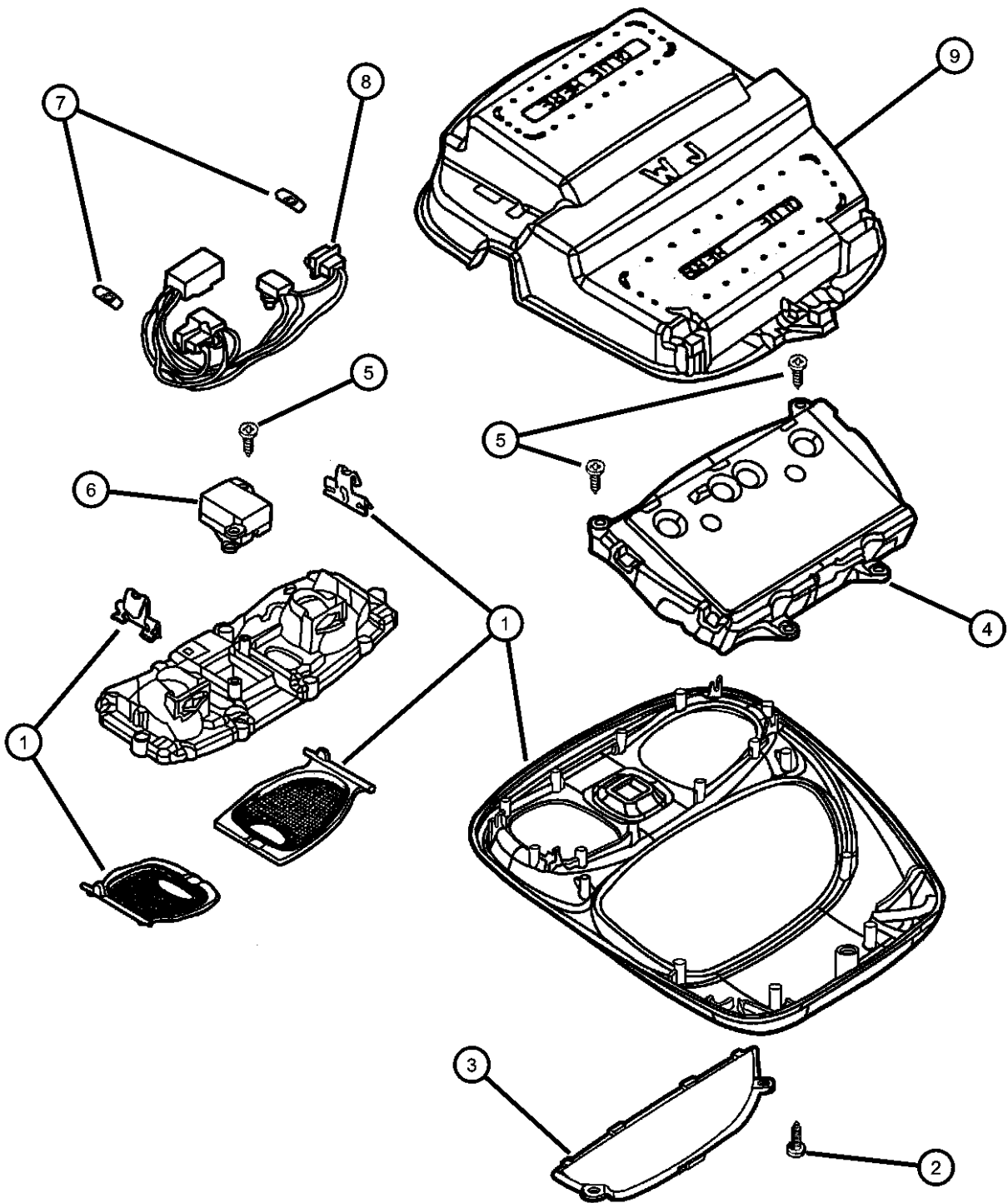
Floor Console  
Figure 08A-410



ITEM	PART NUMBER	QTY	LINE	SERIES	BODY	ENGINE	TRANS	TRIM	DESCRIPTION
1									PANEL, Console
	0QP97LAZAA	1	U						[AZ]
		1	J						[AZ]
	0QP97XT5AA	1	U						[T5]
		1	J						[T5]
-2	05014295AA	1	J						LATCH, Console Lock
3									CONSOLE, Base
	0SH131AZAB	1	J						[AZ]
	0SH131T5AB	1	J						[T5]
-4	06032452	2	J						SCREW, Self Piercing, .164-15x.625
-5	06032838	2	U						CLIP, .500x.417x.500
-6	06034319	2	J						CLIP, .453Wx.528LGx.017THK
7									LID, Floor Console Bin
	5FW581AZAB	1	U						[AZ]
		1	J						[AZ]
	5FW581T5AB	1	U						[T5]
		1	J						[T5]
8									HINGE, Floor Console Lid
	55196773AA	1	U						
		1	J						
9									CUPHOLDER, Floor Console
	5GL541AZAB	1	U						[AZ]
		1	J						[AZ]
	5GL541T5AB	1	U						[T5]
		1	J						[T5]
10									PLATE, Floor Console
	55196718AB	1	U						
		1	J						
11									CUPHOLDER, Floor Console
	55196713AA	1	U						
		1	J						
12	55196664AB	1							BIN, Floor Console, w/Mat
13	55196665	1							MAT, Storage Tray
14	55196667AB	1	J						BIN, Floor Console
15	55196669AB	1	J						MAT, Storage Tray
-16	55196669AB	1							SCREW, .164-18x.50, (NOT SERVICED)

AR = use ase required - = Non illustrated part

Overhead Console  
Figure 08A-420



ITEM	PART NUMBER	QTY	LINE	SERIES	BODY	ENGINE	TRANS	TRIM	DESCRIPTION
1	0SF611L2AA	1	U						CONSOLE, Overhead Mini, Less Electronics [AZ], w/Illuminated Visor , w/o Sunroof [AZ], w/Illuminated Visor , w/o Sunroof [T5], w/Illuminated Visor , w/o Sunroof [T5], w/Illuminated Visor , w/o Sunroof [AZ] , w/ Illuminated Visor , w/Sunroof [AZ] , w/ Illuminated Visor , w/Sunroof [T5], w/ Illuminated Visor , w/Sunroof [T5] , w/ Illuminated Visor , w/Sunroof
		1	J						
	0SF611T5AA	1	U						
		1	J						
	0SF621L2AA	1	J						
		1	U						
	0SF621T5AA	1	J						
		1	U						
	2	1							
	3	1	U						
		1	J						
4	56042754AA	1	J						MODULE, Compass Temperature
		1	U						
	5	8							
6	56042064	1	J						SCREW
7	00154537	2	J						SWITCH, 1 Gang
8	55196754AA	1	J						BULB, 192
		1	U						
	9	1	J						
		1	U						
9	55196782AB	1	J						RETAINER, Headliner
		1	U						

AR = use ase required - = Non illustrated part

# Group - 9

## Engine Mounting

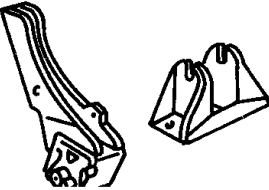
### Group - 9 Engine Mounting

Illustration Title

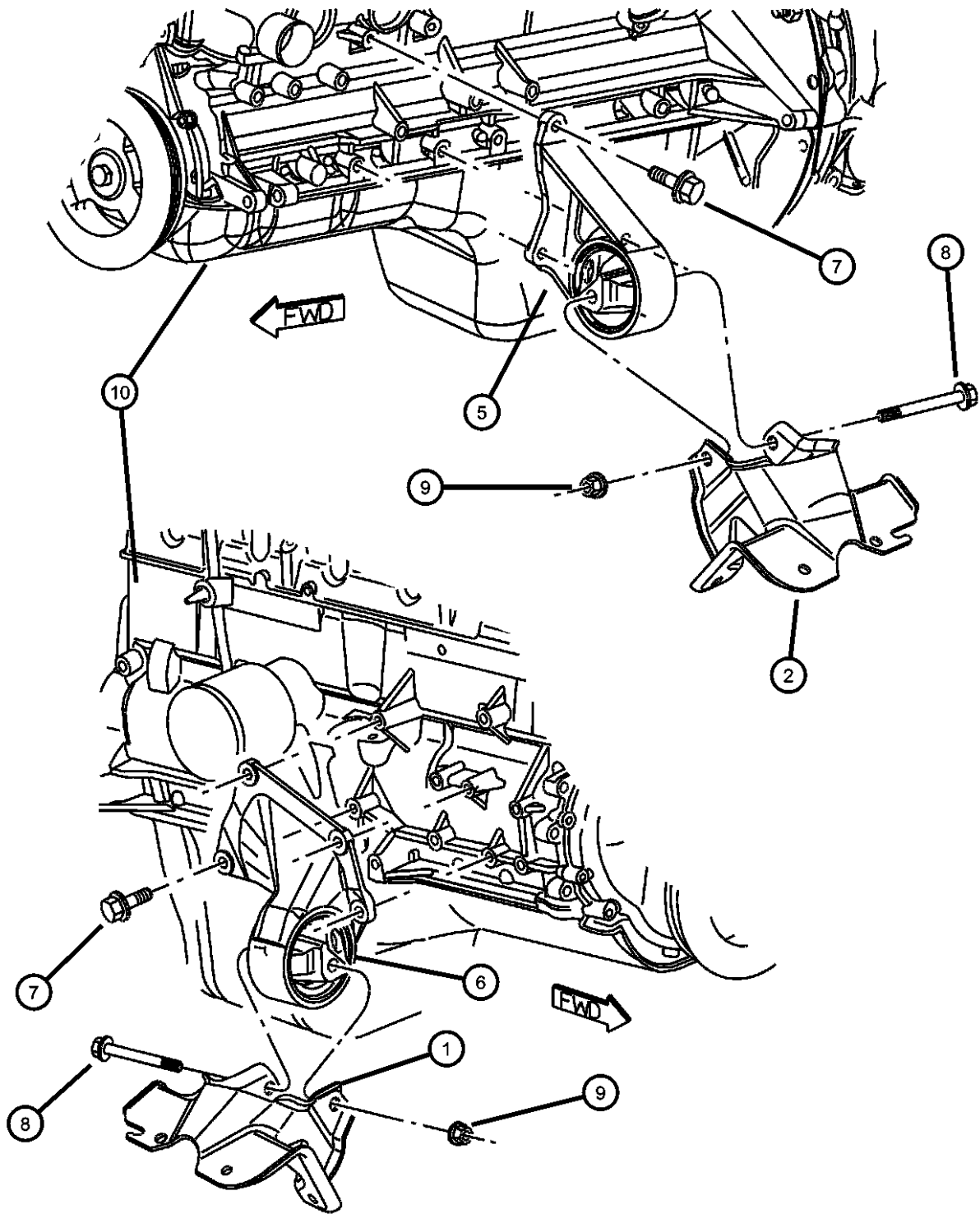
Group-Fig. No.

#### Engine Mounting

Engine Mounting, Front (EXA) .....	Fig. 9 - 110
Engine Mounting, Rear (EXA).....	Fig. 9 - 120
Engine Mounting, Front (ERH).....	Fig. 9 - 130
Engine, Mounting Brace (ERH) .....	Fig. 9 - 140
Engine Mounting, Rear (ERH) .....	Fig. 9 - 150
Engine Mounting, Front (EVA) .....	Fig. 9 - 160
Engine Mounting, Rear (EVA).....	Fig. 9 - 170

<div><div>009-100</div><div>Engine Mounting</div><div></div></div>			
--	--	--	--

Engine Mounting, Front (EXA)  
Figure 9-110



ITEM	PART NUMBER	QTY	LINE	SERIES	BODY	ENGINE	TRANS	TRIM	DESCRIPTION
------	-------------	-----	------	--------	------	--------	-------	------	-------------

Note:  
EV0 = All 4.7L Gas Engines  
EXA = 3.1L 5 Cyl Diesel Engine  
EX0 = All 3.0/3.1L Turbo Diesel Engines

1	52059052	1				EX0			BRACKET, Sill
2	52059053	1				EX0			BRACKET, Sill
-3	06503119	4							SCREW AND WASHER, Hex Head, M10x1.5x40, Bracket To Rail
-4	06506134AA	2				EX0			SCREW AND WASHER, Rail To Engine Bracket
5	52059050	1				EX0			INSULATOR, Engine Mount
6	52059051	1				EX0			INSULATOR, Engine Mount
7	06503699	8				EV0, EX0			SCREW AND WASHER, Hex Head, M10x1.5x28
8	34202606	2							BOLT, Hex Head
9	06502697	2							NUT, Hex Flange Lock, M12x1.75
10	06502697	2							ENGINE, Short, See Group 9 For Short Block Or Engine Components, (NOT SERVICED)

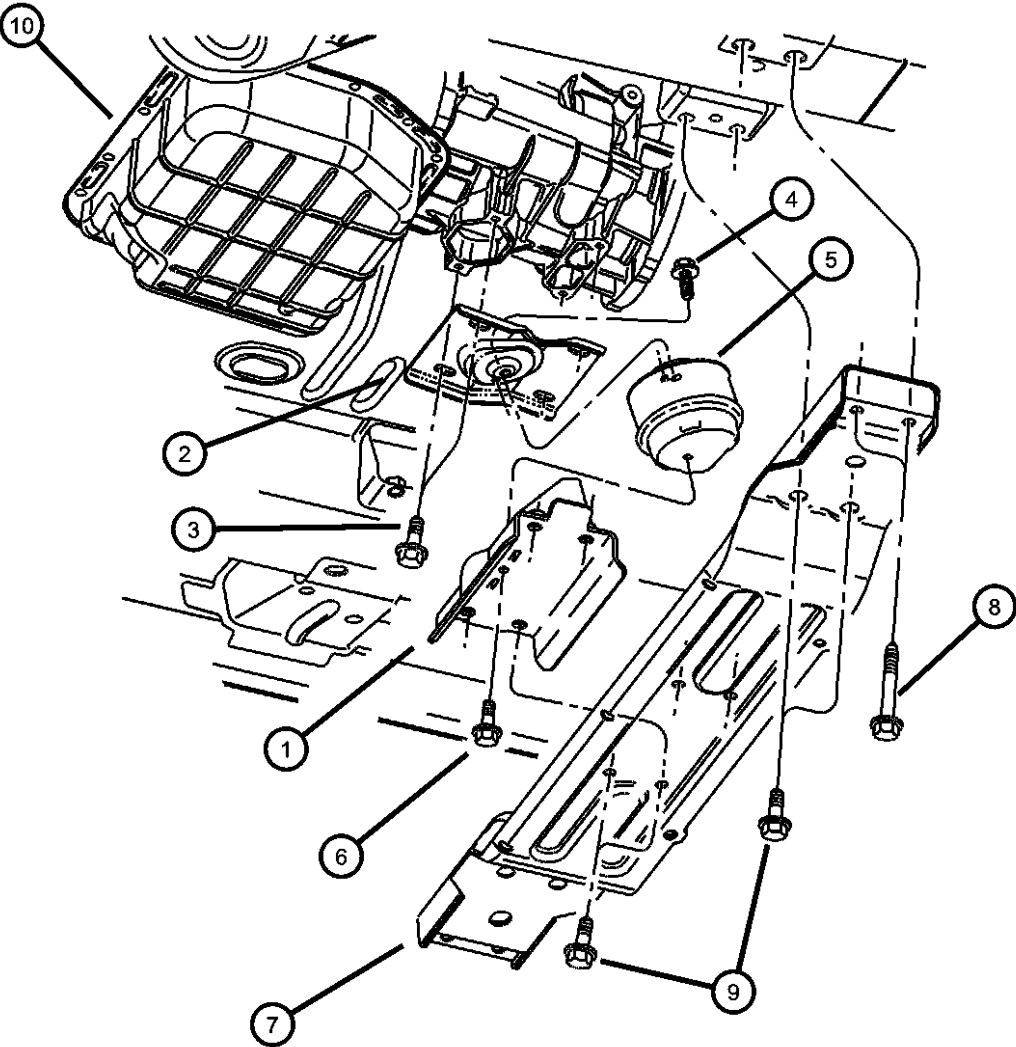
AR = use ase required - = Non illustrated part

Engine Mounting, Rear (EXA)  
Figure 9-120

ITEM	PART NUMBER	QTY	LINE	SERIES	BODY	ENGINE	TRANS	TRIM	DESCRIPTION
------	-------------	-----	------	--------	------	--------	-------	------	-------------

Note:  
DG0 = All Automatic Transmissions  
ER0 = All 4.0L 6 Cyl Gas Engines  
EXA = 3.1L 5 Cyl Diesel Engine  
EX0 = All 3.0/3.1L Turbo Diesel Engines

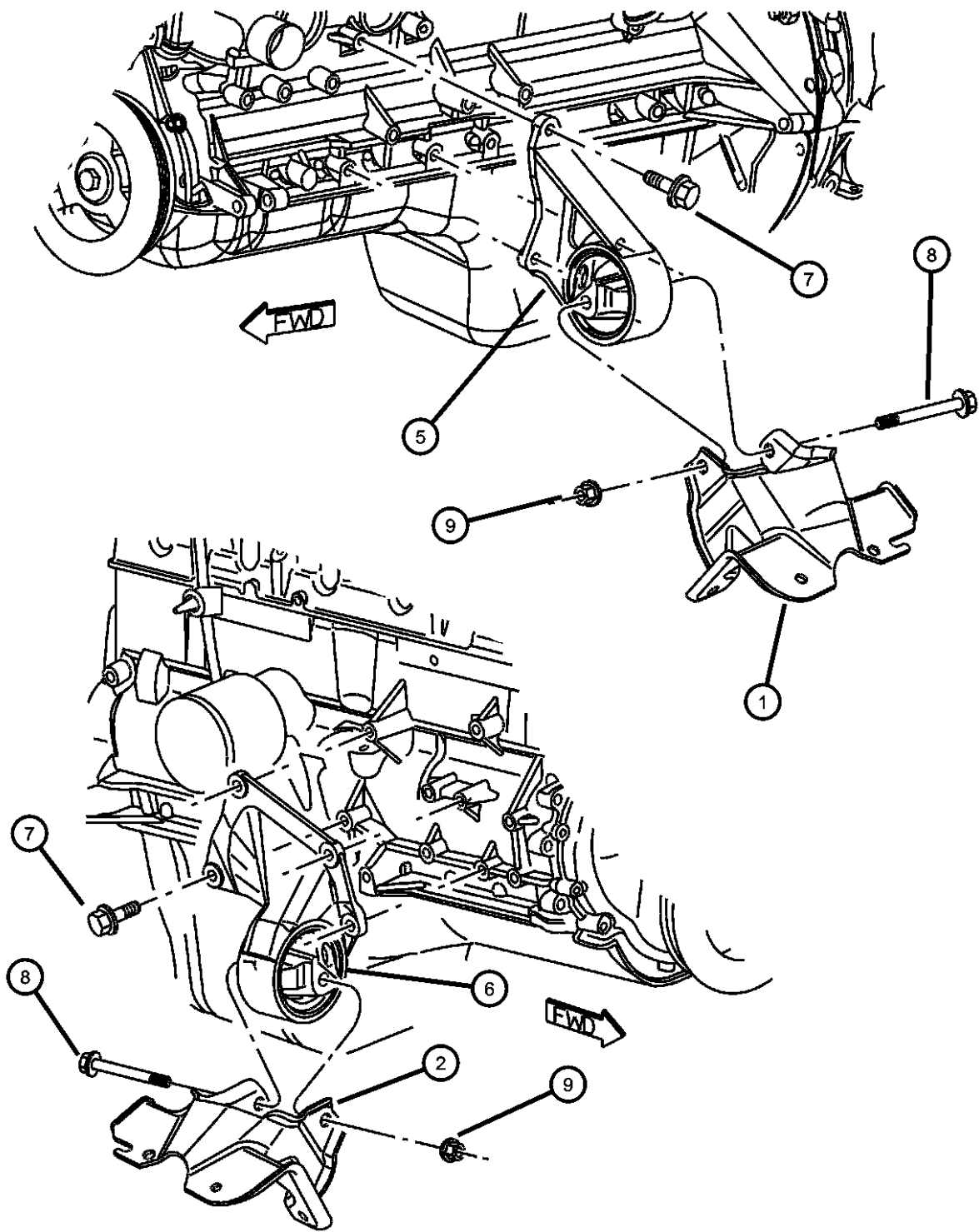
1	53054630AB	1				EX0	DG0		BRACKET, Transmission MountLower
2	53054631AB	1				EX0	DG0		BRACKET, Transmission MountUpper Bracket
3	06033358	4				ER0, EX0	DG0		SCREW AND WASHER, Hex Head Locking, .437-14x1.25
4	06033358	4							SCREW, (NOT SERVICED)
5	53054629AA	1				EX0	DG0		MOUNT, Transmission
6	06101542	1				EX0			SCREW, Hex Head, M8-1.25 x 20
7	52059303AA	1				EX0	DG0		CROSSMEMBER, Transmission
8	06505671AA	4							SCREW AND WASHER
9	06506000AA	4							SCREW AND WASHERInner
10	06506000AA	4							PAN, Transmission Oil, See Transmission Group, (NOT SERVICED)



AR = use ase required - = Non illustrated part

Engine Mounting, Front (ERH)  
Figure 9-130

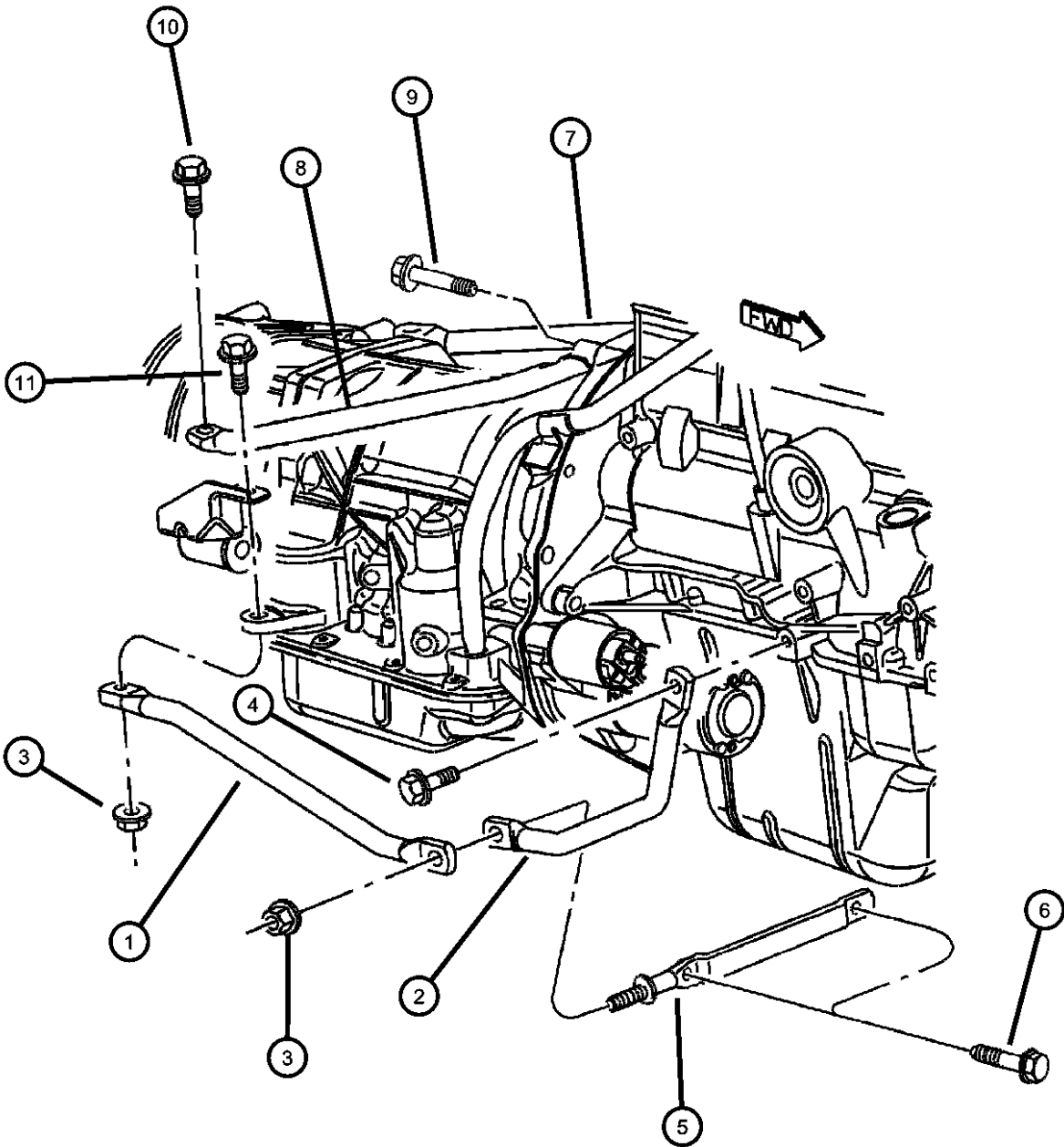
ITEM	PART NUMBER	QTY	LINE	SERIES	BODY	ENGINE	TRANS	TRIM	DESCRIPTION
Note: DG0 = All Automatic Transmissions ERH = 4.0L Power Tech I-6 ER0 = All 4.0L 6 Cyl Gas Engines EV0 = All 4.7L Gas Engines									
1	52058931AC	1				ER0, EV0			BRACKET, Engine MountLeft
2	52058930AB	1				ER0, EV0			BRACKET, Engine MountRight
-3	06503119	4							SCREW AND WASHER, Hex Head, M10x1.5x40, Bracket To Rail
-4	06506134AA	4				ER0, EV0			SCREW AND WASHER, Rail To Bracket
5	52058929AB	1				ER0			INSULATOR, Engine MountLeft
6	52058928	1				ER0			INSULATOR, Engine MountRight
7	06503699	7				ER0			SCREW AND WASHER, Hex Head, M10x1.5x28
8	34202606	2							BOLT, Hex Head
9	06502697	2				ER0	DG0		NUT, Hex Flange Lock, M12x1.75



AR = use ase required - = Non illustrated part

Engine, Mounting Brace (ERH)  
Figure 9-140

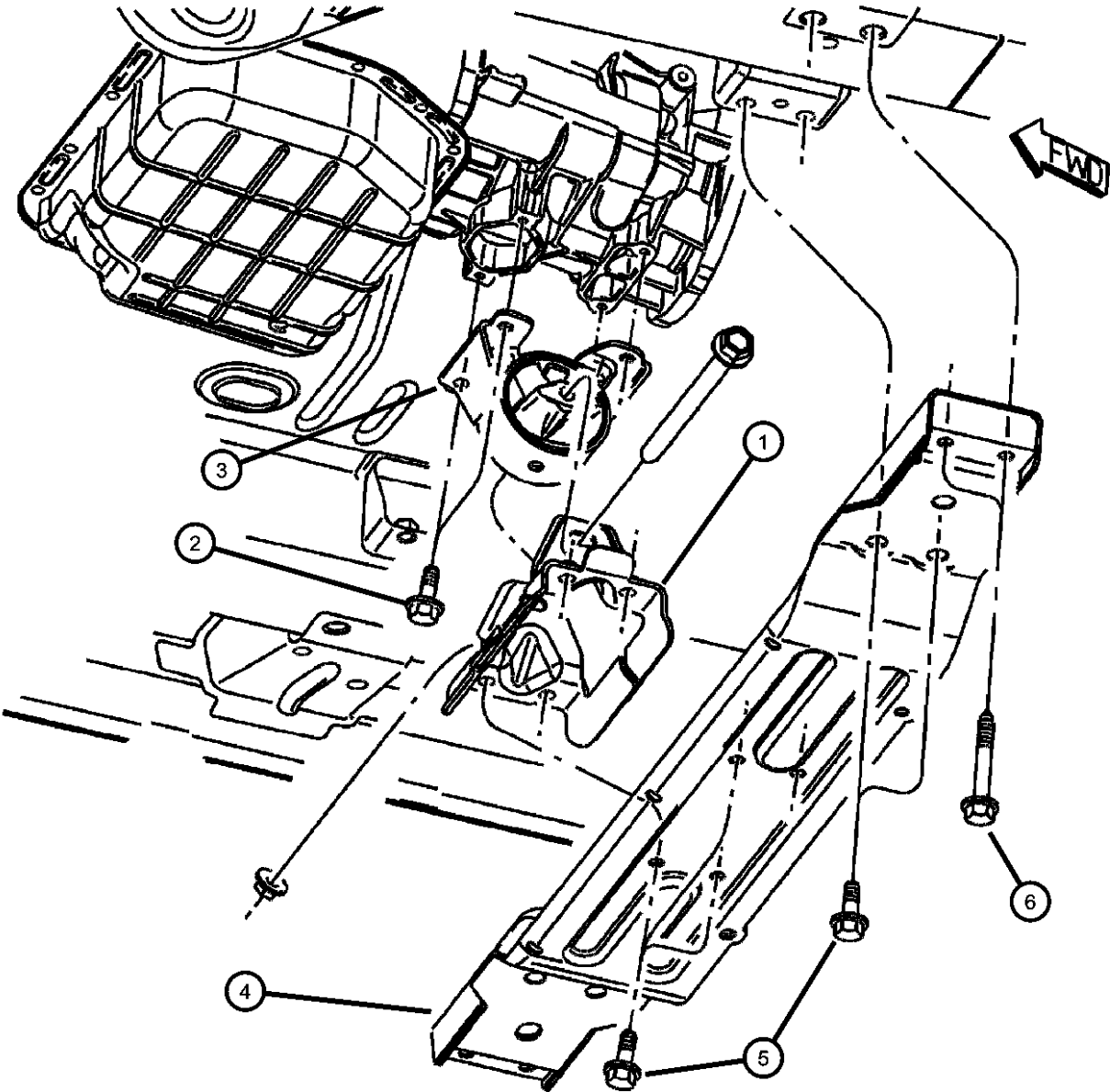
ITEM	PART NUMBER	QTY	LINE	SERIES	BODY	ENGINE	TRANS	TRIM	DESCRIPTION
Note: DG0 = All Automatic Transmissions DG4 = Multi-Speed Automatic Transmission ERH = 4.0L Power Tech I-6 ER0 = All 4.0L 6 Cyl Gas Engines									
1	52104202	1				ER0	DG0		BRACE, Bending Transmission, Bottom
2	52104204	1				ER0	DG0		BRACE, Bending Transmission
3	06502697	2							NUT, Hex Flange Lock, M12x1.75
4	06025063	1				ER0	DG0		SCREW AND WASHER, .375-16x1.125
5	52104250AA	1				ER0	DG0		BRACE, Bell Housing
6	06034498	2				ER0	DG0		SCREW AND WASHER, Hex Head, .312-18x1.25
7	52104201	1				ER0	DG0		BRACE, Bending Transmission, Top LeftLeft
8	52104200	1				ER0	DG0		BRACE, Bending Transmission, Top RightRight
9	06034242	2				ER0	DG0		SCREW AND WASHER
10	06027865	2				ER0	DG0		SCREW, .375-16x1.375
11	06022266	1					DG4		SCREW, Hex Head, .375-16x1.5



AR = use ase required - = Non illustrated part



Engine Mounting, Rear (ERH)  
Figure 9-150



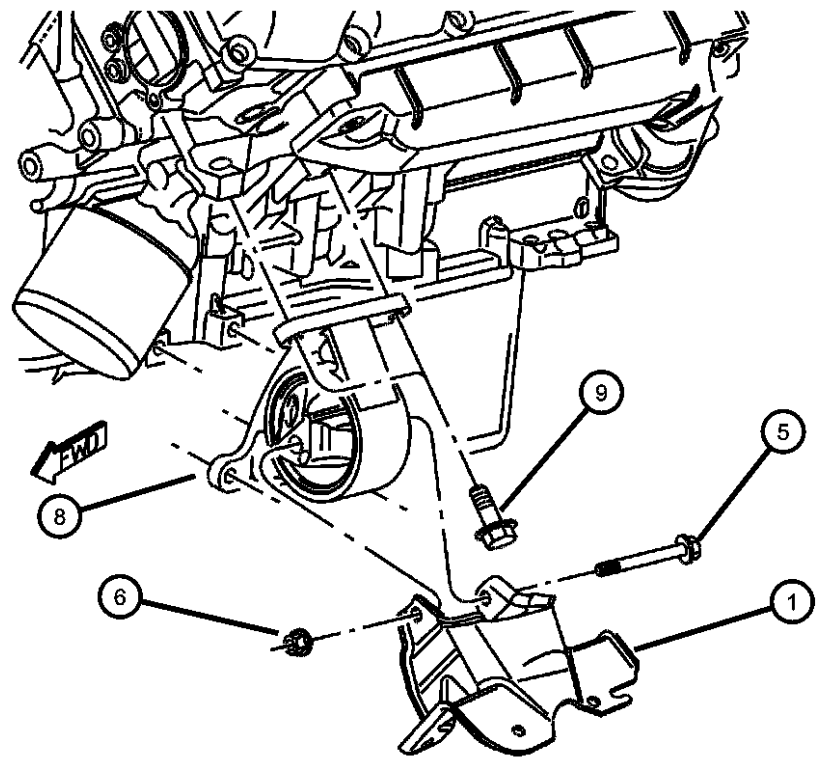
ITEM	PART NUMBER	QTY	LINE	SERIES	BODY	ENGINE	TRANS	TRIM	DESCRIPTION
------	-------------	-----	------	--------	------	--------	-------	------	-------------

NOTE:  
Sales Codes:  
ER0=All 4.0L In-Line 6 Engine  
EX0=All 3.1L Turbo Diesel Engines  
EV0=All 4.7L V-8 Engines  
DGK=4 Speed Automatic Transmission  
DG0=All Automatic Transmissions

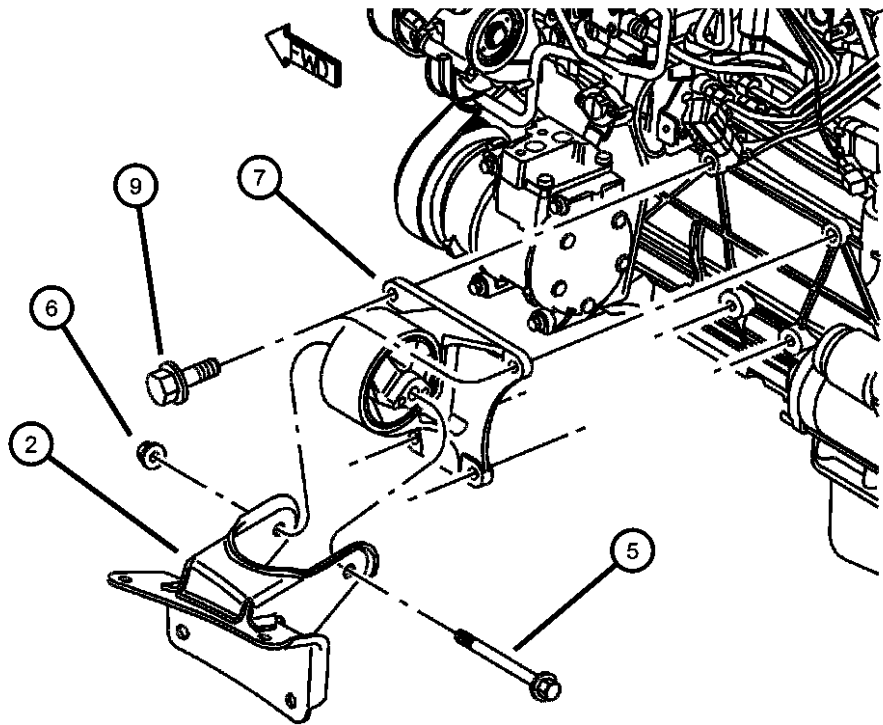
1	52058988	1				ER0, EV0	DGK		BRACKET, Insulator
2	06033358	4				ER0, EX0	DG0		SCREW AND WASHER, Hex Head Locking, .437-14x1.25
3	52058994	1				ER0	DGK		MOUNT, Transmission
4	52058940AB	1				ER0, EV0			CROSSMEMBER, Transmission
5	06506000AA	4							SCREW AND WASHERInner
6	06505671AA	4							SCREW AND WASHEROuter

AR = use ase required - = Non illustrated part

Engine Mounting, Front (EVA)  
Figure 9-160



ITEM	PART NUMBER	QTY	LINE	SERIES	BODY	ENGINE	TRANS	TRIM	DESCRIPTION
NOTE: Sales Codes: ER0=All 4.0L In-Line 6 Engine EX0=All 3.1L Turbo Diesel Engines EV0=All 4.7L V-8 Engines									
1	52058931AC	1				ER0, EV0			BRACKET, Engine MountLeft
2	52058930AB	1				ER0, EV0			BRACKET, Engine MountRight
-3	06503119	4							SCREW AND WASHER, Hex Head, M10x1.5x40, Bracket To Rail
-4	06506134AA	4				ER0, EV0			SCREW AND WASHER, Rail To Bracket
5	34202606	2							BOLT, Hex Head
6	06502697	2							NUT, Hex Flange Lock, M12x1.75
7	52058936AC	1	J			EV0			INSULATOR, Engine MountRight
8	52058937AC	1	J			EV0			INSULATOR, Engine MountLeft
9	06503699	8				EV0, EX0			SCREW AND WASHER, Hex Head, M10x1.5x28



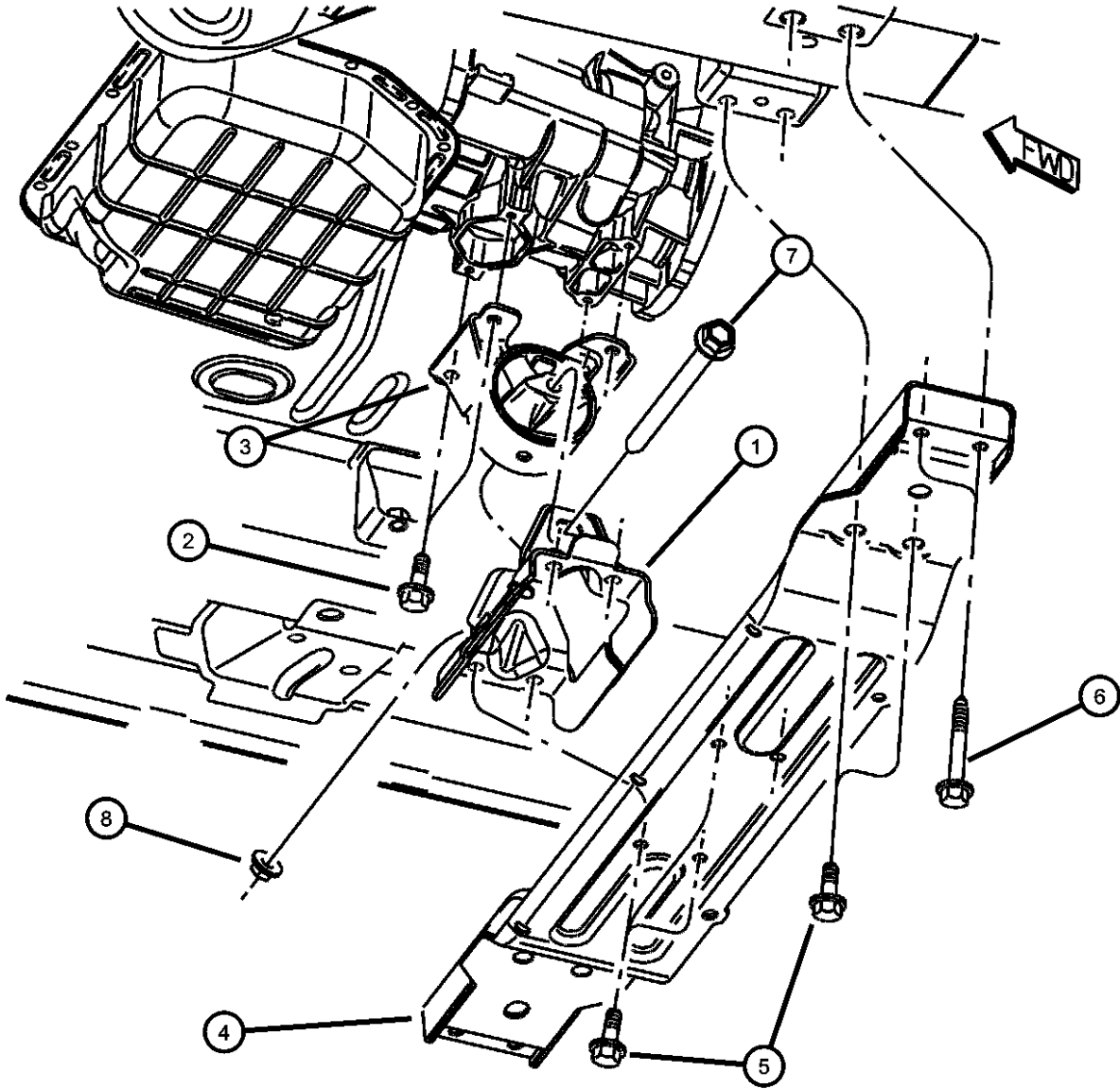
AR = use ase required - = Non illustrated part

Engine Mounting, Rear (EVA)  
Figure 9-170

ITEM	PART NUMBER	QTY	LINE	SERIES	BODY	ENGINE	TRANS	TRIM	DESCRIPTION
------	-------------	-----	------	--------	------	--------	-------	------	-------------

NOTE:  
Sales Codes:  
ER0=All 4.0L In-Line 6 Engine  
EX0=All 3.1L Turbo Diesel Engines  
EV0=All 4.7L V-8 Engines  
DG4=Multi Speed Automatic Transmission  
DG0=All Automatic Transmissions

1	52058988	1				EV0	DG4		BRACKET, Insulator
2	06033358	4				ER0, EX0	DG0		SCREW AND WASHER, Hex Head Locking, .437-14x1.25
3	52058996	1				EV0	DG4		MOUNT, Transmission
4	52058940AB	1				ER0, EV0			CROSSMEMBER, Transmission
5	06506000AA	4							SCREW AND WASHERInner
6	06505671AA	4							SCREW AND WASHEROuter
7	06504681	1				EV0			BOLT
8	06502697	1				ER0, EV0			NUT, Hex Flange Lock, M12x1.75



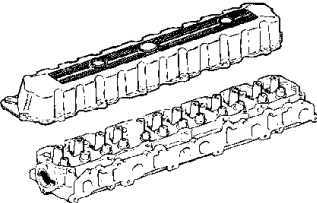
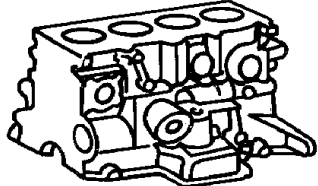

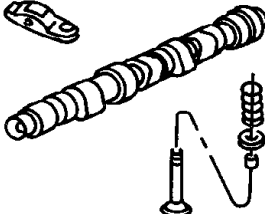
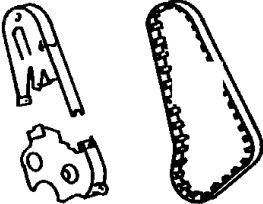

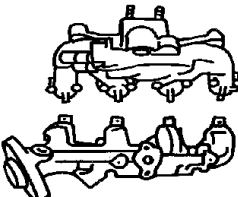
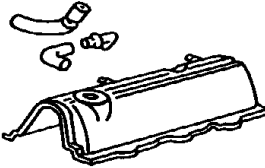
AR = use ase required - = Non illustrated part

# Group - 4.0L

## Engine 4.0L Six Cylinder

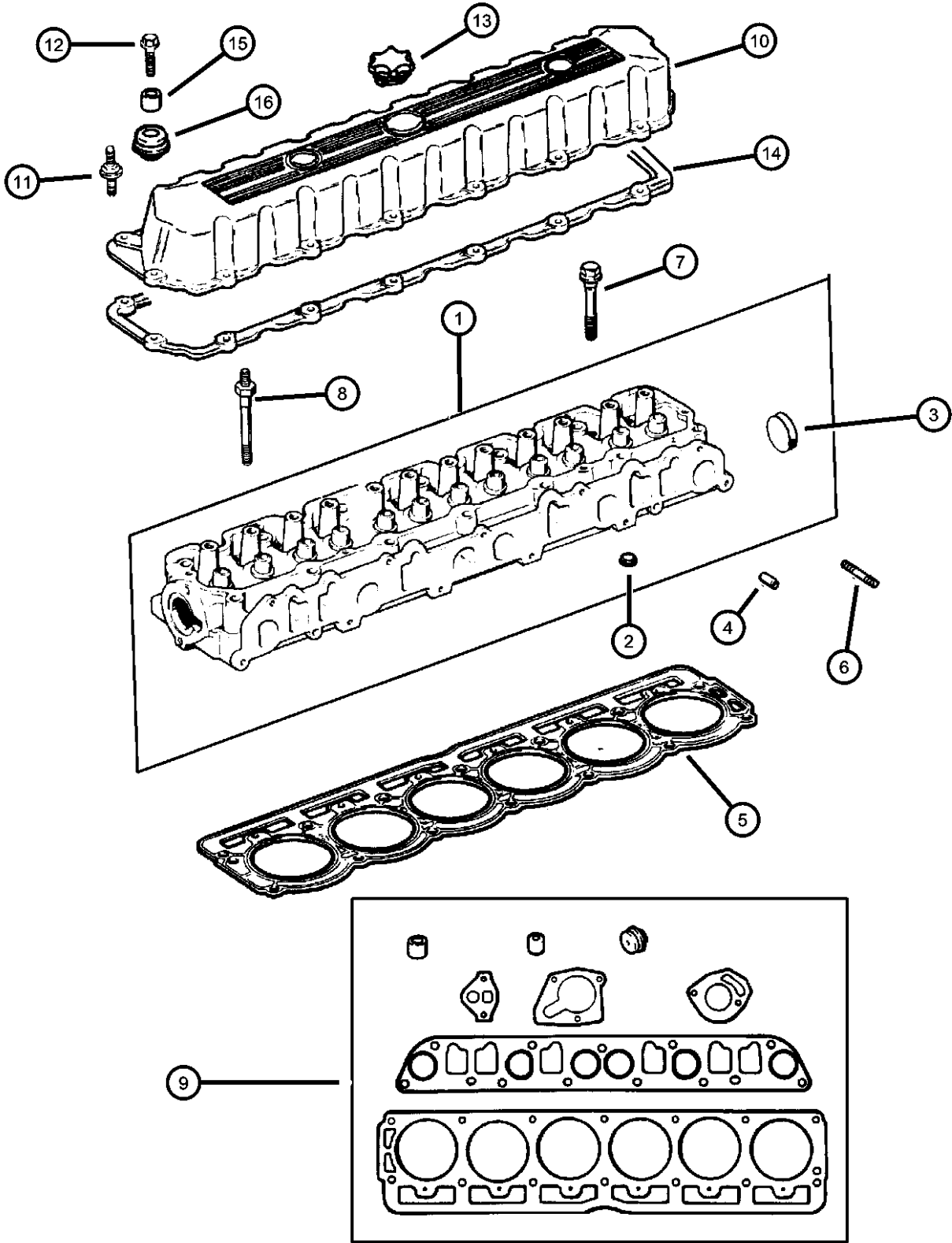
### Group - 4.0L Engine 4.0L Six Cylinder

Illustration Title Group-Fig. No.

<b>4.0L-200</b> Cylinder Head 	<b>4.0L-300</b> Cylinder Block 	<b>4.0L-400</b> Crankshaft, Piston and Torque Converter 	<b>4.0L-500</b> Camshafts & Valves 
<b>4.0L-600</b> Timing Belt and Cover 	<b>4.0L-700</b> Engine Oiling 	<b>4.0L-800</b> Manifolds 	<b>4.0L-900</b> Crankcase Ventilation 

<b>Cylinder Head</b> Cylinder Head, 4.0 (ERH) .....	Fig. 4.0L - 210
<b>Cylinder Block</b> Cylinder Block, 4.0 (ERH) .....	Fig. 4.0L - 310
<b>Crankshaft, Piston and Torque Converter</b> Crankshaft, Piston and Torque Converter, 4.0 (ERH) .....	Fig. 4.0L - 410
<b>Camshafts &amp; Valves</b> Camshaft & Valves, 4.0 (ERH) .....	Fig. 4.0L - 510
<b>Timing Belt and Cover</b> Timing Belt and Cover, 4.0 (ERH) .....	Fig. 4.0L - 610
<b>Engine Oiling</b> Engine Oiling, 4.0 (ERH) .....	Fig. 4.0L - 710
<b>Manifolds</b> Manifold, Intake and Exhaust, 4.0 (ERH).....	Fig. 4.0L - 810
<b>Crankcase Ventilation</b> Crankcase Ventilation, 4.0 (ERH).....	Fig. 4.0L - 910

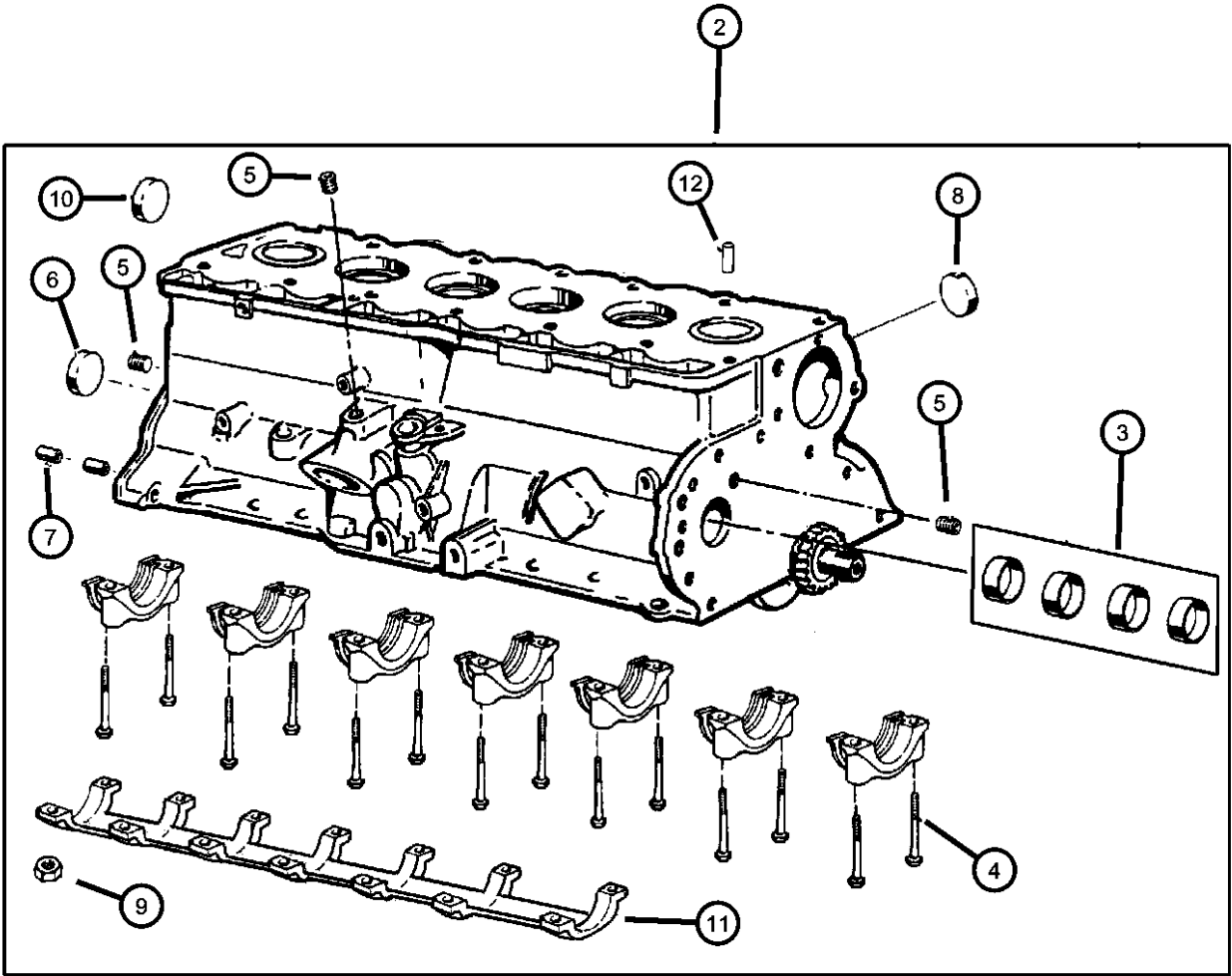
Cylinder Head, 4.0 (ERH)  
Figure 4.0L-210



ITEM	PART NUMBER	QTY	LINE	SERIES	BODY	ENGINE	TRANS	TRIM	DESCRIPTION
NOTE: Sales Codes: ER0=All 4.0L Engines									
1	53010334	1				ER0			HEAD, Cylinder
2	J4007434	4				ER0			PLUG, Cylinder Block Oil Hole
3	J3105394	1				ER0			PLUG, Cylinder Block Oil Hole
4	J3172318	2				ER0			DOWEL, Cylinder Head To Intake
5	53020754AB	1				ER0			GASKET, Cylinder Head
6	06036193AA	2				ER0			STUD, .375-16/.375-24x1.75
7									BOLT, Cylinder Head
	06035514	5				ER0			
	06035515	2				ER0			
8	06035516	6				ER0			STUD, Double Ended, .50-13/.437-14x6.00
9	05012365AC	1				ER0			GASKET PACKAGE, Engine Upper
10	53020323	1				ER0			COVER, Cylinder Head
11	06035968AA	7				ER0			STUD, .250-20x2.00
12	06035566	8				ER0			BOLT, Hex Flange Head, .250-20x1.00
13	04777536	1				ER0			CAP, Oil Filler
14	53020758AC	1				ER0			GASKET, Valve Cover
15	53020598AB	15				ER0			SLEEVE, Torque Limiter
16	53010424AB	15				ER0			GROMMET, Insulator
-17	53010419	1				ER0			GASKET, Water Pump

AR = use ase required - = Non illustrated part

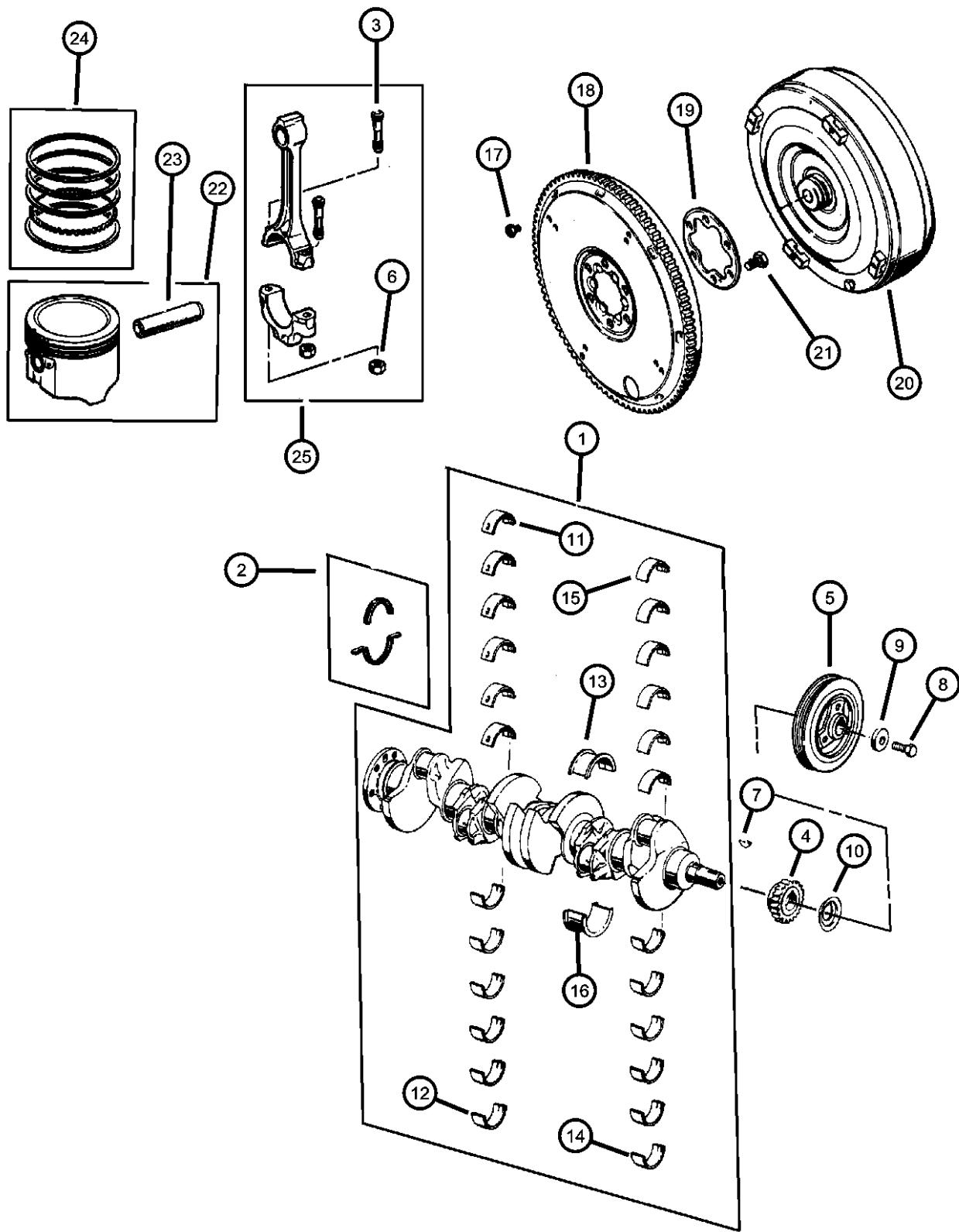
Cylinder Block, 4.0 (ERH)  
Figure 4.0L-310



ITEM	PART NUMBER	QTY	LINE	SERIES	BODY	ENGINE	TRANS	TRIM	DESCRIPTION
NOTE: Sales Codes: ER0=All 4.0L Engines									
-1	05017432AA	1				ER0			GASKET PACKAGE, Engine Lower
2	05013161AC	1				ER0			BLOCK, Short, Contains: Crank, Rods, Pistons, Rings, Cam Bearings, Timing Chain, Sprockets
3	04636985AB	1				ER0			BEARING PACKAGE, Camshaft, Standard Size
4	06035207	14				ER0			STUD, .500-13/.375-16x3.97
5	06034166	3				ER0			PLUG, Cylinder Block Oil Hole
6	J3172313	1				ER0			PLUG, Camshaft
7	J4005148	2				ER0			DOWEL, Transmission
8	J3105394	6				ER0			PLUG, Cylinder Block Oil Hole
9	00152474	14				ER0			NUT, Hex Flange Lock, .375-16
10	53020465	1				ER0			PLUG, Cylinder Block
11	53020566	1				ER0			BRACE, Main Bearing Cap
12	00141215	2				ER0			DOWEL, .312 x .500

AR = use ase required - = Non illustrated part

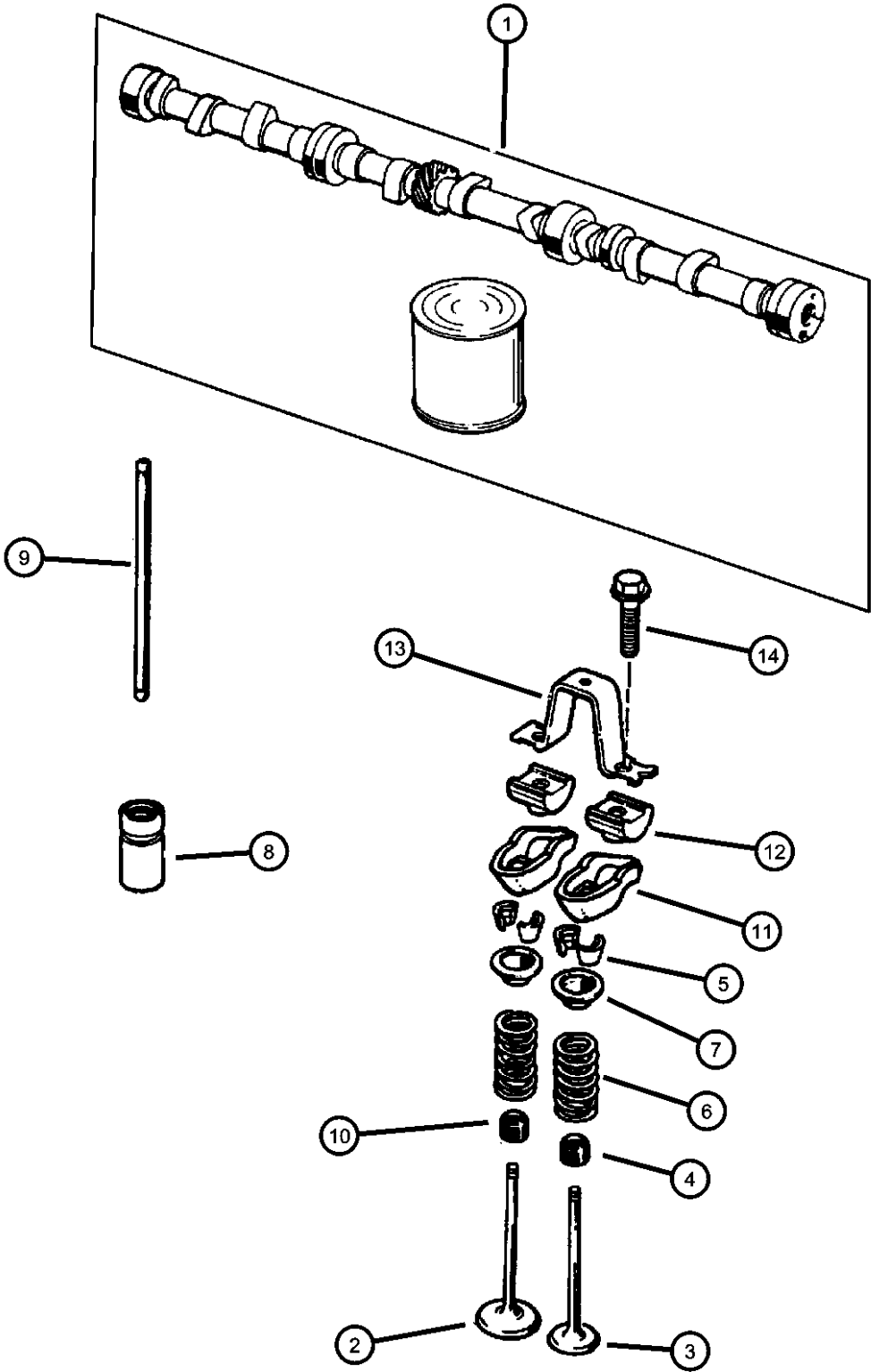
Crankshaft, Piston and Torque Converter, 4.0 (ERH)  
Figure 4.0L-410



ITEM	PART NUMBER	QTY	LINE	SERIES	BODY	ENGINE	TRANS	TRIM	DESCRIPTION
NOTE:Piston Size Marked Outside Of Engine Block By Individual Cylinder. Sales Codes: ER0=All 4.0L Engines DG0=All Automatic Transmissions									
1	04864726AB	1				ER0	DG0		CRANKSHAFT
2	53020599AB	2				ER0			SEAL, Rear Main Crankshaft
3	53020123	12				ER0			BOLT, Connecting Rod
4	53020443	1				ER0			GEAR, Crankshaft
5	33002920AB	1				ER0			DAMPER, Crankshaft
6	J4006385	12				ER0			NUT, Hex Flange, .3437-24
7	06034749	1				ER0			KEY, Crankshaft Sprocket
8	00182776	1				ER0			BOLT
9	J3230155	1				ER0			WASHER, Plain
10	J3173076	1				ER0			SLINGER, Oil
11	83507079	6				ER0			BEARING PACKAGE, Crankshaft, Standard
12	83507080	AR				ER0			BEARING PACKAGE, Crankshaft, .001 Undersize
13	83507084	1				ER0			BEARING PACKAGE, Crankshaft Thrust, Standard Size
14	83507086	AR				ER0			BEARING PACKAGE, Crankshaft Thrust, .001" Undersize
15	83500300AB	6				ER0			BEARING KIT, Connecting Rod, Standard
16	83501397AB	AR				ER0			BEARING KIT, Connecting Rod, .001 Undersize
17	01949765	4					DG0		SCREW, Hex Head Header Point, .312-24x.44
18	52118257	1				ER0	DG0		PLATE, Drive Plate
19	J3214094	1				ER0	DG0		PLATE, Drive Plate Backing
20	K4736596	1				ER0	DG0		TORQUE CONVERTER
21	J3151407	6				ER0	DG0		BOLT, Hex Head, .50-20x.56
22									PISTON PIN AND ROD
	04798329AC	6				ER0			Size (B) 3.8742
	04798330AC	6				ER0			Size (C) 3.8746
	04798331AC	6				ER0			Size (D) 3.8750
	04798332AC	6				ER0			Size (E) 3.8754
	04798333AC	6				ER0			Size (F) 3.8758
23	04798333AC	6							PIN, Piston, Serviced in Piston Assembly, (NOT SERVICED),
24	04798878	1				ER0			RING PACKAGE, Piston, Standard Size Complete Engine
25	04798878	1							ROD, Connecting, Serviced in Piston Assembly, (NOT SERVICED)

AR = use ase required - = Non illustrated part

Camshaft & Valves, 4.0 (ERH)  
Figure 4.0L-510

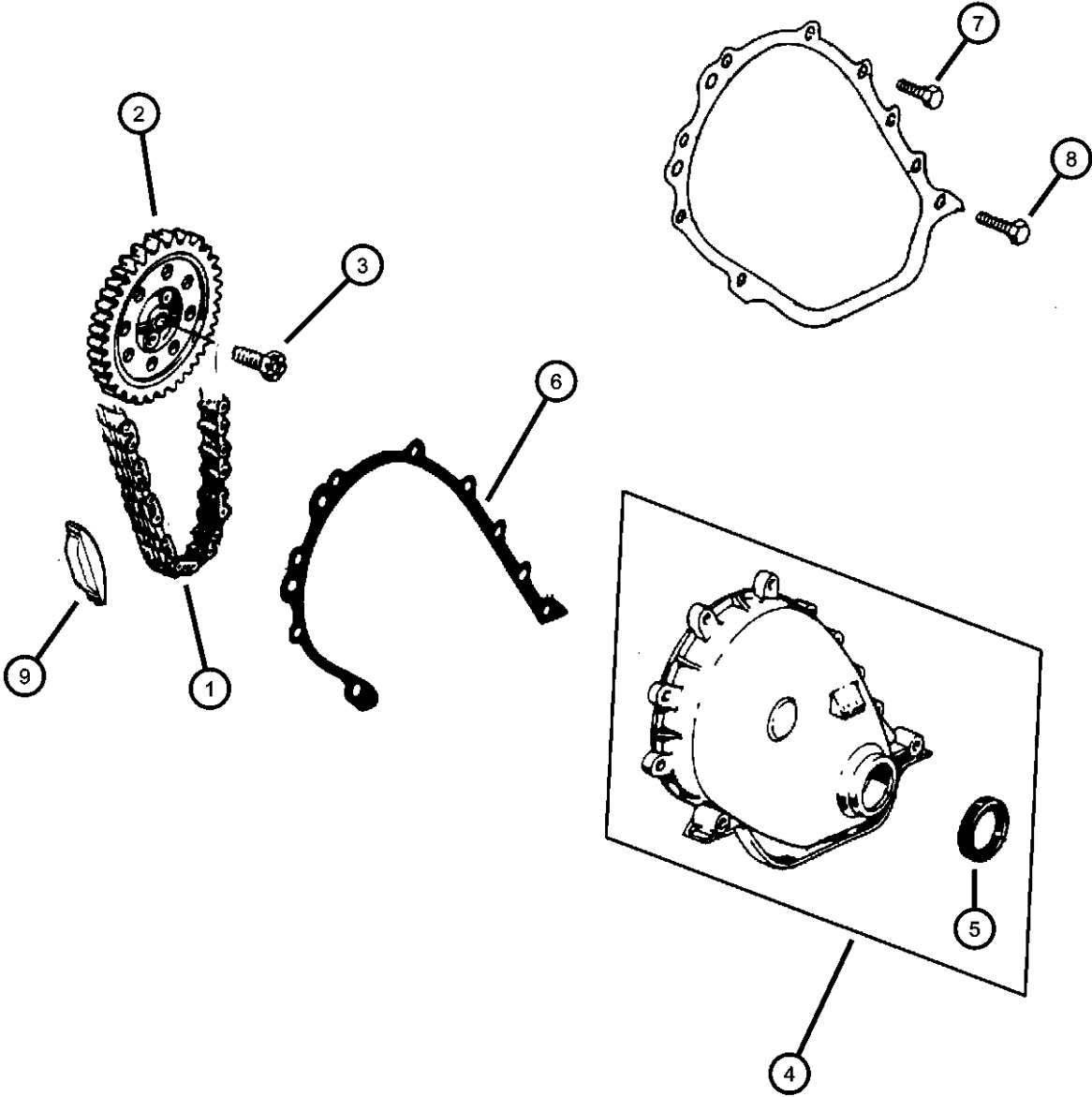


ITEM	PART NUMBER	QTY	LINE	SERIES	BODY	ENGINE	TRANS	TRIM	DESCRIPTION
NOTE: ER0=All 4.0L Engines									
1	53010448AA	1				ER0			CAMSHAFT
2	53010512AA	6				ER0			VALVE, Intake, Standard
3	53010513AA	6				ER0			VALVE, Exhaust, Standard
4	53009887	6				ER0			SEAL, Valve Guide
5	53010515AA	24				ER0			LOCK, Valve Spring Retainer
6	53010388	12				ER0			SPRING, Valve
7	53010514AA	12				ER0			RETAINER, Valve Spring
8	04740269	12				ER0			TAPPET, Valve
9	33002986	12				ER0			PUSH ROD, Valve
10	53009886	6				ER0			SEAL, Valve Guide
11	J3242393	12				ER0			ROCKER ARM, Valve
12	J3235090	12				ER0			PIVOT, Rocker Arm
13	J3236513	6				ER0			BRIDGE, Rocker Arm
14	J9425708	12				ER0			BOLT, Hex Flange Head, .312-18x1.25

AR = use ase required - = Non illustrated part



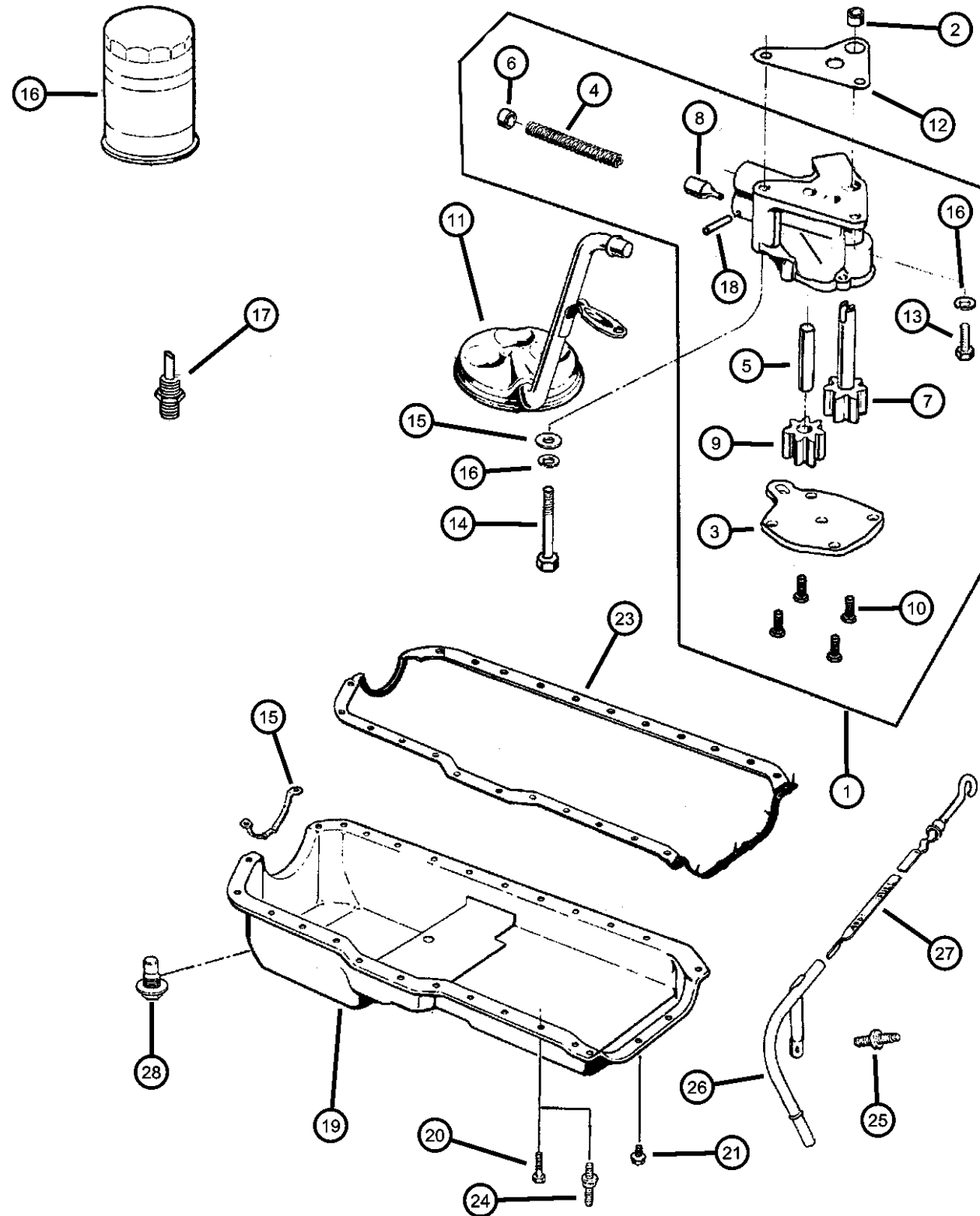
Timing Belt and Cover, 4.0 (ERH)  
Figure 4.0L-610



ITEM	PART NUMBER	QTY	LINE	SERIES	BODY	ENGINE	TRANS	TRIM	DESCRIPTION
NOTE: ER0=All 4.0L Engines									
-1	05189875AA	1				ER0			CHAIN PACKAGE, Timing
2	53020444	1				ER0			CHAIN, Timing
3	53010557AA	1				ER0			SPROCKET, Camshaft
4	06024030	1				ER0			SCREW AND WASHER, Hex
5	53010421	1				ER0			COVER, Timing Belt
6	33004681	1				ER0			SEAL, Front Main Crankshaft
7	53020487	1				ER0			GASKET, Front Cover
8	06035893	5				ER0			BOLT, Hex
9									SCREW
	06035894	2				ER0			.312-18x1.56
	06035895	2				ER0			.250-20x1.240
10	33003446	1				ER0			SNUBBER, Timing Chain

AR = use ase required - = Non illustrated part

Engine Oiling, 4.0 (ERH)  
Figure 4.0L-710



ITEM	PART NUMBER	QTY	LINE	SERIES	BODY	ENGINE	TRANS	TRIM	DESCRIPTION
NOTE: ER0=All 4.0L Engines									
1	J3241399	1				ER0			PUMP, Engine Oil
2	J4005149	1				ER0			DOWEL, Oil Pump
3	J3241733	1				ER0			COVER, Engine Oil Pump
4	J3239668	1				ER0			SPRING, Oil Pressure Relief Valve
5	J3171956	1				ER0			SHAFT, Oil Pump
6	J3171958	1				ER0			RETAINER, Oil Release Valve
7	J3172334	1				ER0			GEAR, Oil Pump
8	J3188661	1				ER0			PLUNGER, Oil Pressure Relief Valve
9	J3196843	1				ER0			GEAR, Oil Pump Driven
10	J9416852	4				ER0			SCREW, Hex Flange Head, .25-20x.50
11	33002696	1				ER0			TUBE, Oil Pump Inlet
12	J3172332	1				ER0			GASKET, Oil Pump
13	06022235	1				ER0			BOLT AND WASHER, Hex Head, .312-18x1.00
14	00154593	1				ER0			SCREW, Hex Head Coned, .312-18x2.625
15	53010511AA	1				ER0			SUPPORT, Engine Oil Pan
16	05281090	1				ER0			FILTER, Engine Oil
	0FE00292								Canadian Aftermarket Part
	05281090BA								BULK PACK (12)
	77060018								Performance Mobil 1, 15W - 50 Tri-Synthetic Engine Oil-Recommended Fill for 6.1L & 8.3L
17	53007563	1				ER0			CONNECTOR, Oil Filter
18	J0271448	1				ER0			PIN, Roll, 5/32" x 1.00"
19	53010340	1				ER0			PAN, Engine Oil
20	06034732	14				ER0			SCREW AND WASHER, Hex Head, .25-20x.545
21	06034483	3				ER0			SCREW, Hex Head Coned, .312-18x.875
-22	06034733	1				ER0			STUD, .312-18/.250-20x1.680
23	53007568AC	1				ER0			GASKET, Oil Pan
24	06034734	10				ER0			BOLT, Double Stud Hex, .250-20x1.437 & .250-20 x.700
25	06035664	1				ER0			STUD, .312-18x1.560
26	53020782	1				ER0			TUBE, Oil Filler
27	53010445	1				ER0			INDICATOR, Engine Oil Level
28	06035417	1				ER0			PLUG, Oil Drain
-29	05083881AA	1				ER0			DRIVE, OIL PUMP

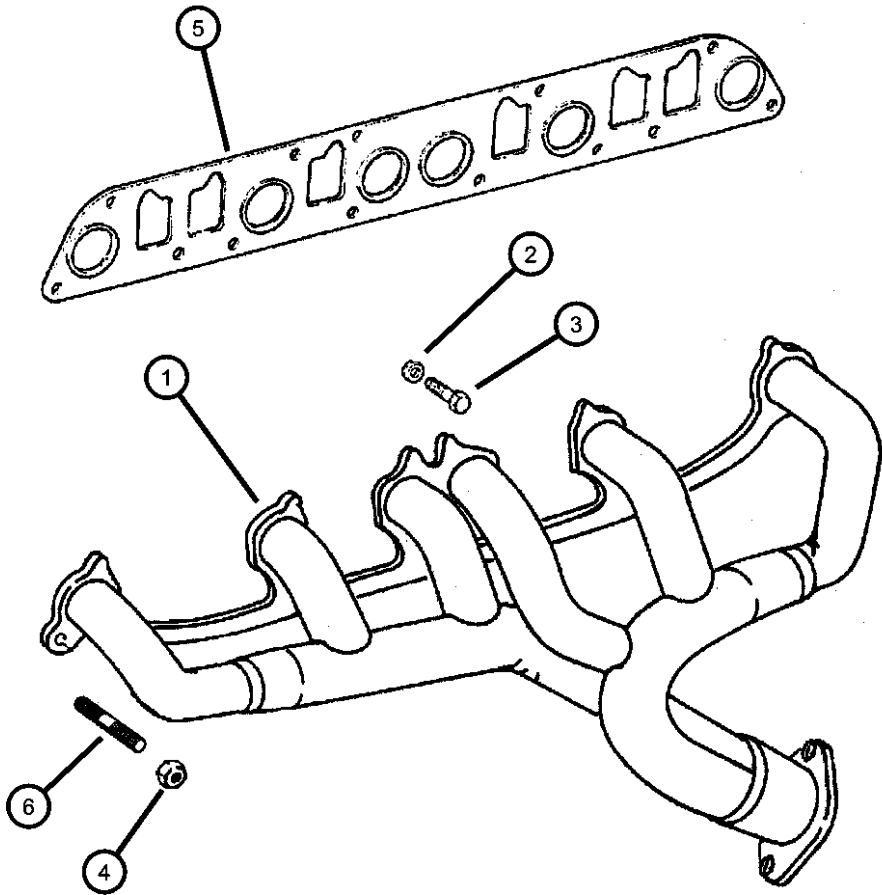
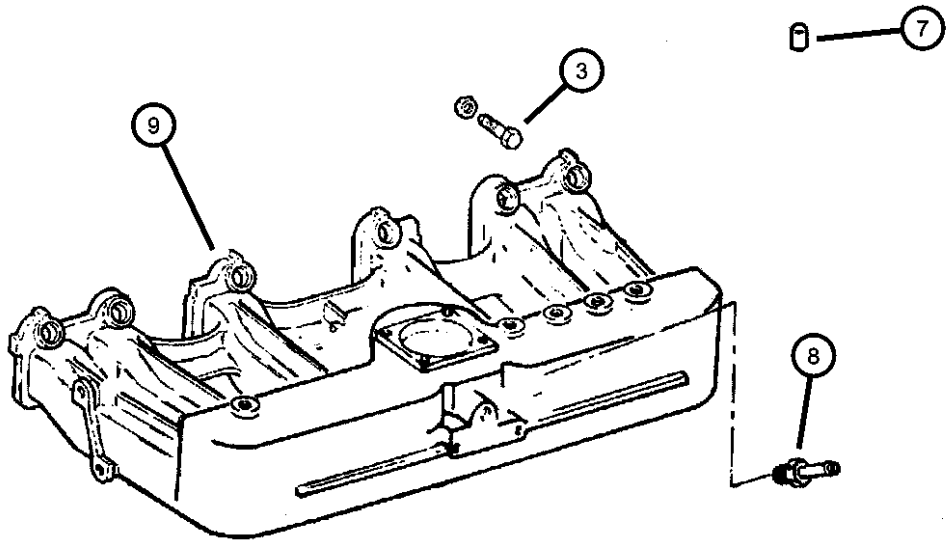
AR = use ase required - = Non illustrated part

Manifold, Intake and Exhaust, 4.0 (ERH)  
Figure 4.0L-810

ITEM	PART NUMBER	QTY	LINE	SERIES	BODY	ENGINE	TRANS	TRIM	DESCRIPTION
------	-------------	-----	------	--------	------	--------	-------	------	-------------

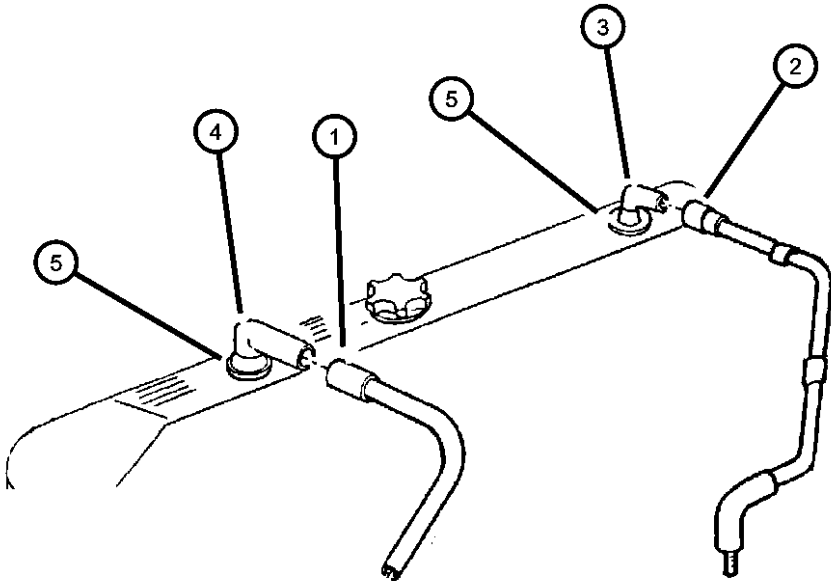
NOTE: ER0=All 4.0L Engines

1									MANIFOLD, Exhaust
	53010196	1				ER0			Front
	53010199	1				ER0			Rear
2	06036171AA	2				ER0			NUT AND WASHER
3	06036045AA	1				ER0			BOLT AND RETAINER, Hex Head
4	06036171AA	2				ER0			NUT AND WASHER
5	04854038	1				ER0			GASKET, Intake/Exhaust Manifold
6	06036193AA	2				ER0			STUD, .375-16/.375-24x1.75
7	03580172	1				ER0			CAP, Vacuum
8	04854194	1				ER0			FITTING, Vacuum
9	04854197AA	1				ER0			MANIFOLD, Intake



AR = use ase required - = Non illustrated part

Crankcase Ventilation, 4.0 (ERH)  
Figure 4.0L-910



ITEM	PART NUMBER	QTY	LINE	SERIES	BODY	ENGINE	TRANS	TRIM	DESCRIPTION
NOTE: ER0=All 4.0L Engines									
1	04854119	1				ER0			TUBE, Crankcase Vent To Air Cleaner
2	04854265	1				ER0			TUBE, Crankcase Vent To Intake Manifold
3	53013360AA	1				ER0			TUBE, Crankcase Vent To Air Cleaner
4	53030497	1				ER0			FITTING, Crankcase Vent Tube
5	02946079	2				ER0			GROMMET, Crankcase Vent

AR = use ase required - = Non illustrated part

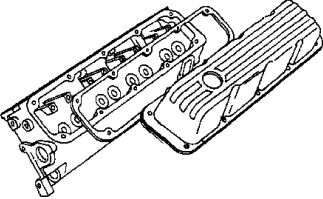
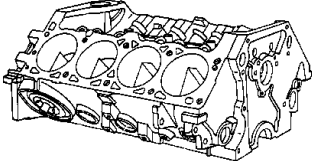

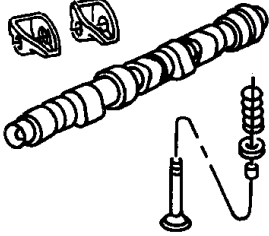
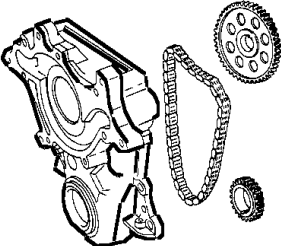

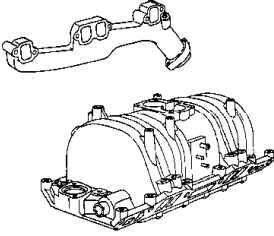
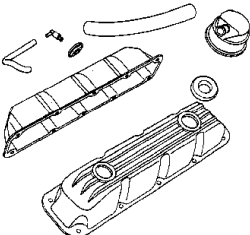
# Group - 4.7L

## Engine 4.7L Eight Cylinder

### Group - 4.7L Engine 4.7L Eight Cylinder

Illustration Title

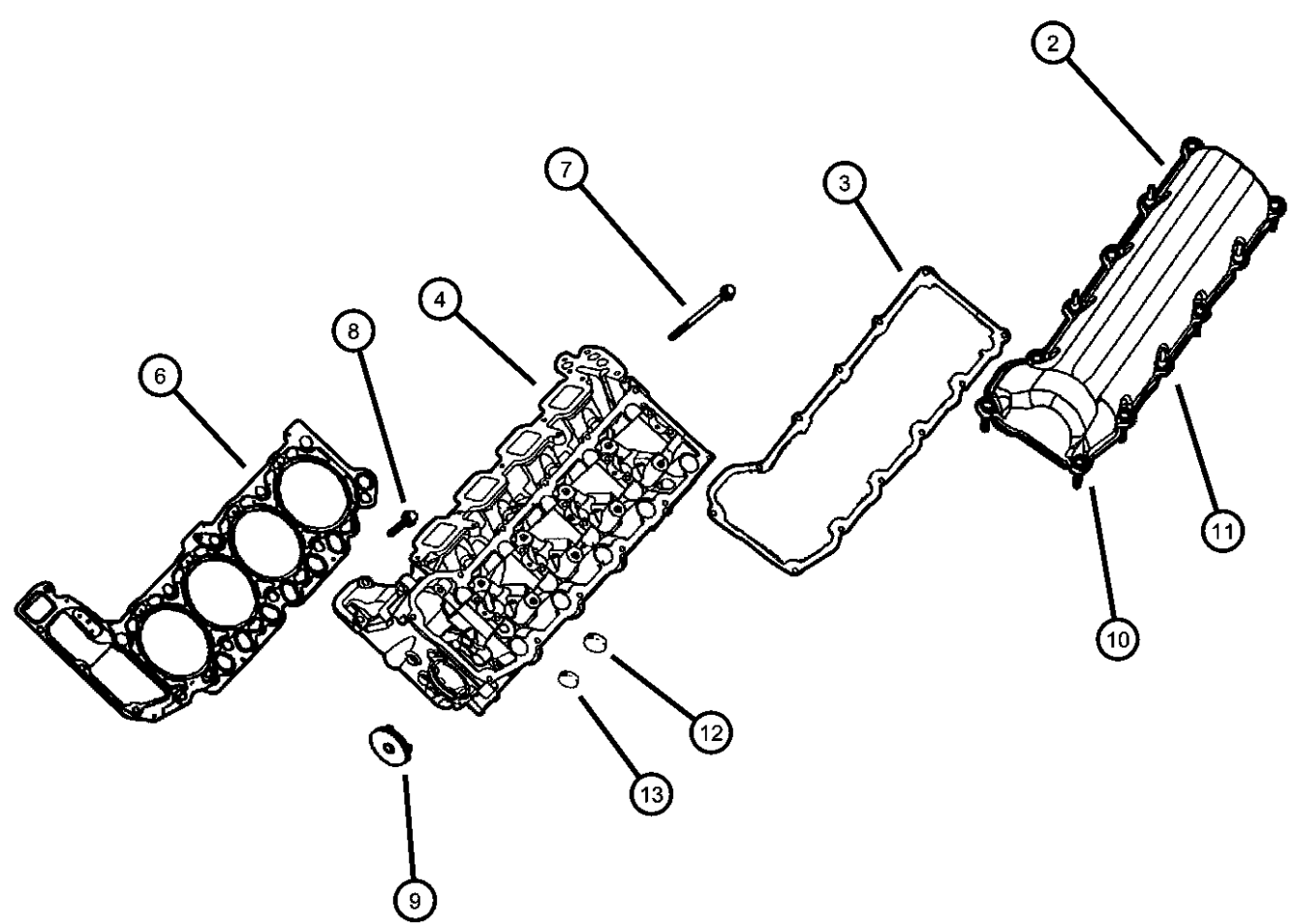
Group-Fig. No.

<div>4.7L-200</div> <div>Cylinder Head</div> <div></div>	<div>4.7L-300</div> <div>Cylinder Block</div> <div></div>	<div>4.7L-400</div> <div>Crankshaft, Pistons and Torque Converter</div> <div></div>	<div>4.7L-500</div> <div>Camshafts and Valves</div> <div></div>
<div>4.7L-600</div> <div>Timing Belt and Cover</div> <div></div>	<div>4.7L-700</div> <div>Engine Oiling</div> <div></div>	<div>4.7L-800</div> <div>Manifolds</div> <div></div>	<div>4.7L-900</div> <div>Crankcase Ventilation</div> <div></div>

<b>Cylinder Head</b>	
Cylinder Head, 4.7 (EVA) .....	Fig. 4.7L - 210
<b>Cylinder Block</b>	
Cylinder Block, 4.7 (EVA) .....	Fig. 4.7L - 310
<b>Crankshaft, Pistons and Torque Converter</b>	
Crankshaft, Piston and Torque Converter, 4.7 (EVA) .....	Fig. 4.7L - 410
<b>Camshafts and Valves</b>	
Camshaft and Valves, 4.7 (EVA) .....	Fig. 4.7L - 510
<b>Timing Belt and Cover</b>	
Timing Cover, 4.7 (EVA) .....	Fig. 4.7L - 610
Timing Chain and Guides, 4.7 (EVA) .....	Fig. 4.7L - 620
<b>Engine Oiling</b>	
Engine Oiling, 4.7 (EVA) .....	Fig. 4.7L - 710
<b>Manifolds</b>	
Manifold, Intake and Exhaust, 4.7 (EVA) .....	Fig. 4.7L - 810
<b>Crankcase Ventilation</b>	
Crankcase Ventilation, 4.7 (EVA) .....	Fig. 4.7L - 910

Cylinder Head, 4.7 (EVA)  
Figure 4.7L-210

ITEM	PART NUMBER	QTY	LINE	SERIES	BODY	ENGINE	TRANS	TRIM	DESCRIPTION
NOTES: Upper Gasket Package Contains: Cylinder Head and Cylinder Head Cover Gaskets, Intake and Exhaust Manifold Gaskets, Throttle Body SALES CODES [EVA] = 4.7L Power Tech V8 Engine [EV0] = All 4.7L Gas Engines									
-1	05135794AA	1				EVA	DG0		GASKET PACKAGE, Engine Upper, See Notes
2									COVER, Cylinder Head
	53020657AD	1				EV0			Left
	53020874AD	1				EV0			Right
3									GASKET, Valve Cover
	53020877	1				EV0			Left
	53020878	1				EV0			Right
4	53020797	1				EVA			HEAD, Cylinder, Left
-5	53020798	4				EVA			HEAD, Cylinder, Right
6	53020673AB	2				EV0			GASKET, Cylinder Head
7	06504939AA	20				EV0			SCREW AND WASHER, Hex Head
8	06504985AA	8				EV0			SCREW AND WASHER, Hex Head
9	53021031	1				EV0			PLUG, Access Hole
10	53021031	1							SCREW, Serviced in Cylinder Head Cover, (NOT SERVICED)
11	53021031	1							STUD, Serviced in Cylinder Head Cover, (NOT SERVICED)
12	04556020	2				EVA			PLUG, Core, 1.25 Diameter
13	04556017	1				EVA			PLUG, Core



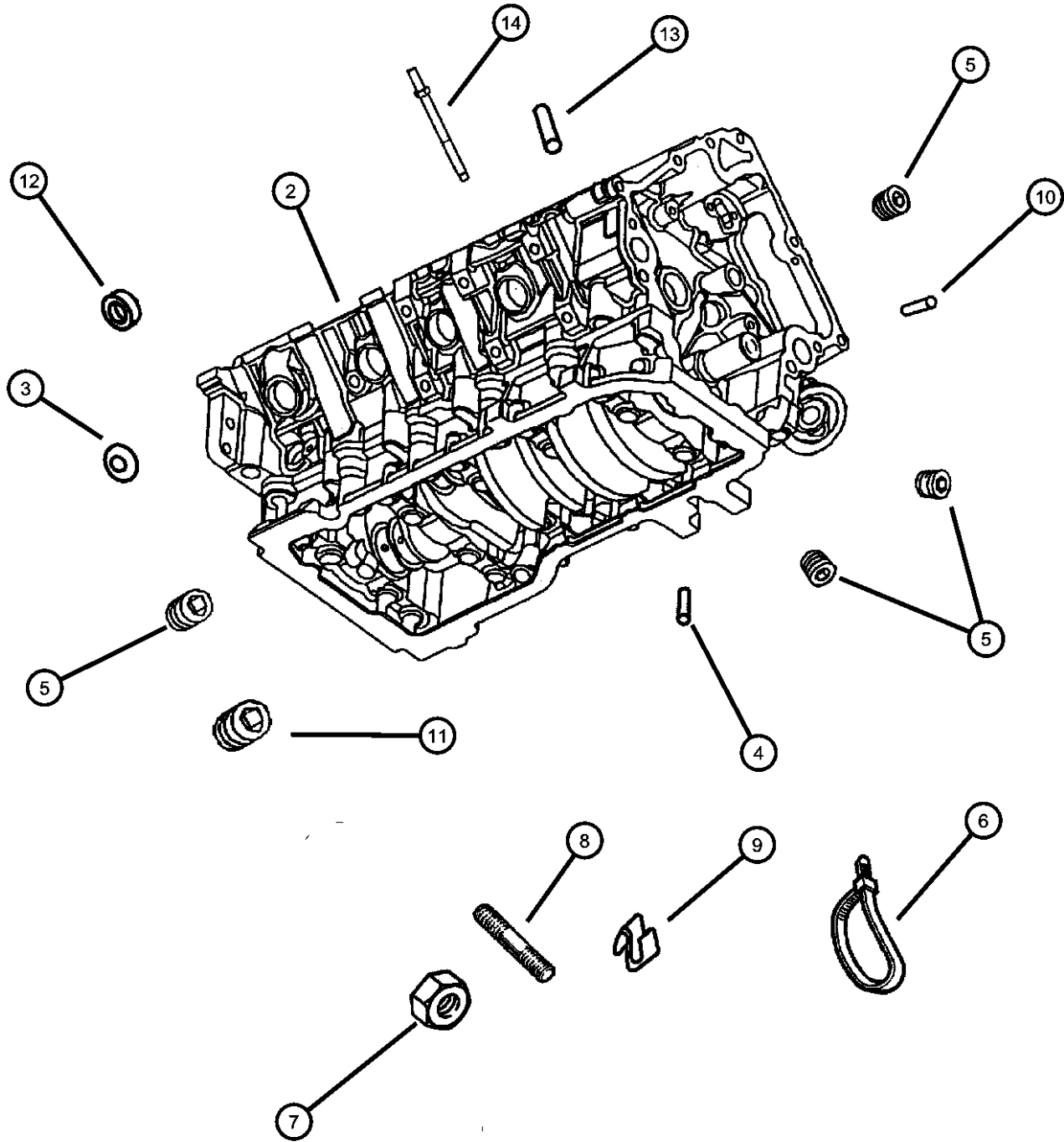
AR = use ase required - = Non illustrated part

Cylinder Block, 4.7 (EVA)  
Figure 4.7L-310

ITEM	PART NUMBER	QTY	LINE	SERIES	BODY	ENGINE	TRANS	TRIM	DESCRIPTION
------	----------------	-----	------	--------	------	--------	-------	------	-------------

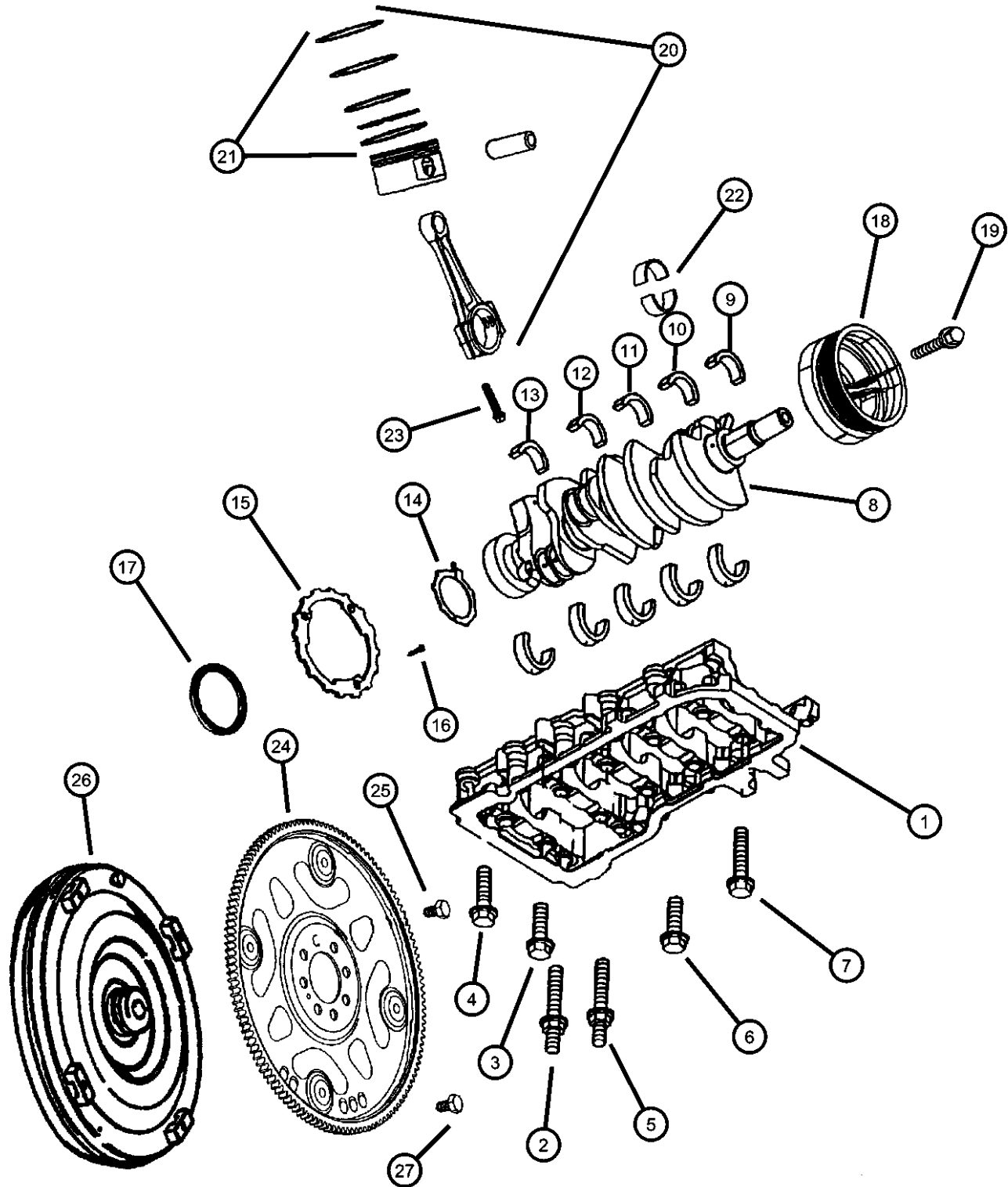
NOTES: Lower Gasket Package contains: Front and Rear Crankshaft Seals, Oil Pick Up Tube Seal; Oil Pan, Chain Case and Water Pump Gaskets  
Sales Codes:  
[EV0]=All 4.7L Engines  
[DG0]=All Automatic Transmissions

-1	05135796AA	1				EVA	DG0		GASKET PACKAGE, Engine Lower, See Notes
2	05011499AD	1				EVA			BLOCK, Short, Contains: Block, Bed Plate, Crank, Rods, Pistons, Rings, Oil Pump, Oil Pan
3	06034804	10				EV0			PLUG, Core, 1.39 Diameter
4	06505457AA	3				EV0			PIN
5	06036114AA	4				EV0			PLUG, Pipe
6	56008876	1				EX0			STRAP, Tie
7	56008876	1							NUT, Hex Flange Lock, .375-16, (NOT SERVICED)
8	56008876	1							SCREW, [.375-16x.625], (NOT SERVICED)
9	56008876	1							CLIP, (NOT SERVICED)
10	53010533AA	2				EV0			DOWEL
11	06034366	2				EV0			SCREW
12	04556019	1				EV0			PLUG, Cylinder Block Oil Hole
13	06505457AA	3				EV0			PIN
14	06505274AA	2				EV0			STUD



AR = use ase required - = Non illustrated part

Crankshaft, Piston and Torque Converter, 4.7 (EVA)  
Figure 4.7L-410

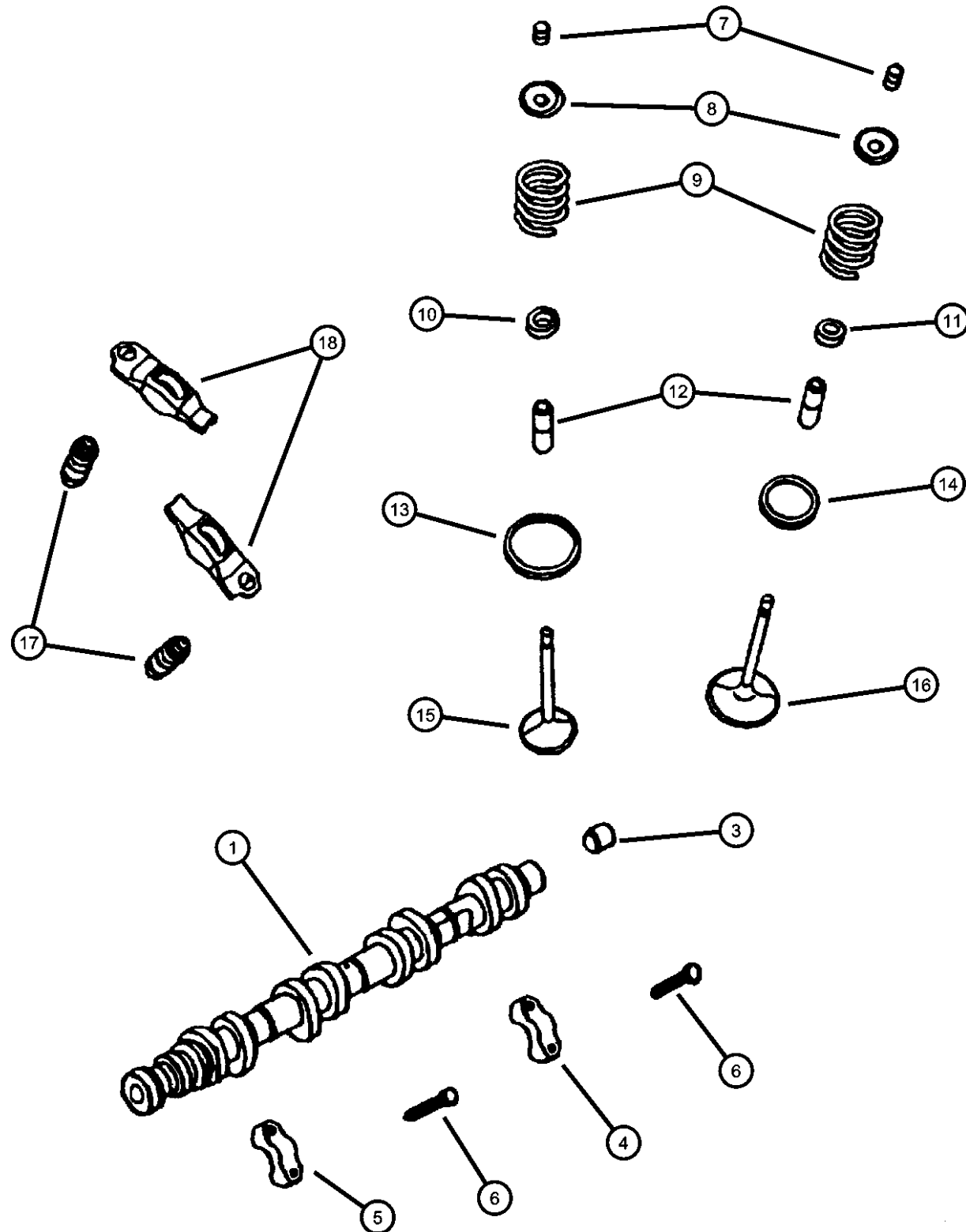


ITEM	PART NUMBER	QTY	LINE	SERIES	BODY	ENGINE	TRANS	TRIM	DESCRIPTION
NOTE: Sales Code: EV0=All 4.7L V-8 Engines EVA=4.7L V-8 Engine DG4=Multi Speed Automatic Transmission DG0=All Automatic Transmissions									
1	06505274AA	2							BEDPLATE, Serviced in Short Block, (NOT SERVICED)
2	06506187AA	2				EV0			STUD
3	06102047AA	6				EV0			SCREW, Hex Head, M8x1.25x50
4	06504411	7				EV0			SCREW
5	06506186AA	1				EV0			STUD
6	06504410	5				EV0			SCREW, Hex Head
7	06505394AA	7				EV0			SCREW AND WASHER
8	53020939AB	1				EVA	DG0		CRANKSHAFT
9	05013586AB	5				EV0			BEARING PACKAGE, Crankshaft, B Grade
10	05013587AA	5				EV0			BEARING PACKAGE, Crankshaft, .025mm Undersize
11	05013588AA	5				EV0			BEARING PACKAGE, Crankshaft, .25mm Undersize
12	05014183AA	5				EV0			BEARING PACKAGE, Crankshaft, A Grade
13	05014186AA	5				EV0			BEARING PACKAGE, Crankshaft, C Grade
14	05012356AB	1				EV0			WASHER PACKAGE, Washer
15	05012356AB	1							TONE RING, Sensor, Serviced in Crankshaft, (NOT SERVICED)
16	06504480	3				EVA	DG0		SCREW, M6x1x25
17	53020788	1				EV0			SEAL, Crankshaft Bearing Oil
18	53020689AB	1				EVA			DAMPER, Crankshaft
19	06504415	1				EV0			SCREW AND WASHER
20	05012362AC	8				EVA			PISTON PIN AND ROD, STD
21	05012364AC	8				EVA			RING PACKAGE, Piston, Standard Size
22	05012363AB	8				EVA			BEARING PACKAGE, Connecting Rod, Standard
23	06504720	16				EVA			BOLT, Connecting Rod
24	52104048	1				EV0	DG0		PLATE, Torque Converter Drive
25	06503465	8				EV0	DG0		BOLT, Drive Plate and Flywheel
26	04736582	1					DG4		TORQUE CONVERTER
27	01949765	4					DG0		SCREW, Hex Head Header Point, .312-24x.44

AR = use ase required - = Non illustrated part



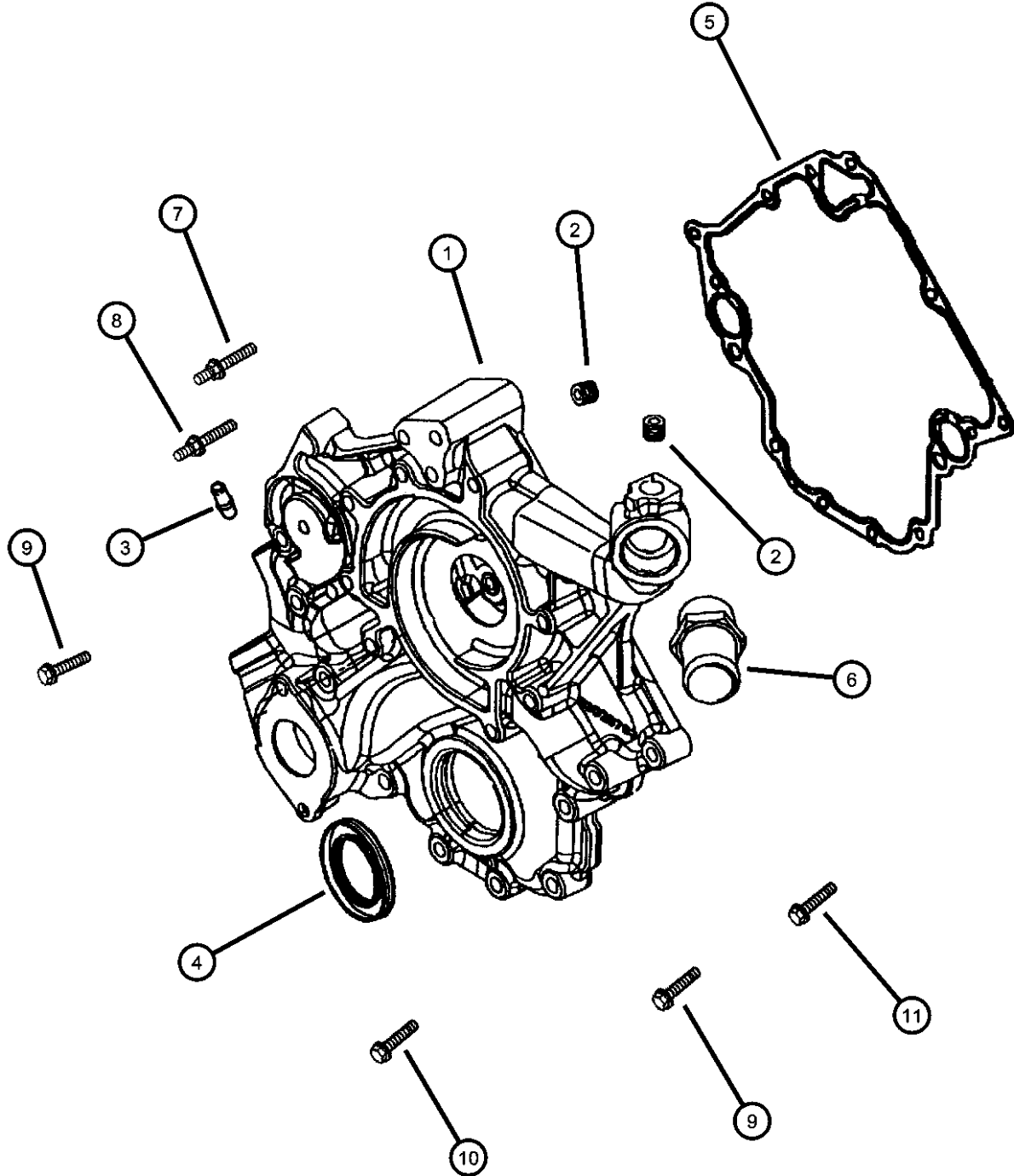
# Camshaft and Valves, 4.7 (EVA) Figure 4.7L-510



ITEM	PART NUMBER	QTY	LINE	SERIES	BODY	ENGINE	TRANS	TRIM	DESCRIPTION
Note: EVA = 4.7L Power Tech V8 Engine EV0 = All 4.7L Gas Engines									
1	53021159AA	1				EVA			CAMSHAFT, Engine, Left
-2	53021160AA	1				EVA			CAMSHAFT, Engine, Right
3	53021161AA	1				EVA			PLUG, Camshaft
4	53021161AA	1							CAP, Serviced in Cylinder Head, (NOT SERVICED)
5	53021161AA	1							CAP, Serviced in Cylinder Head, (NOT SERVICED)
6	06505034AA	10				EVA			SCREW, M6x1x40
7	04536513	32				EV0			LOCK, Valve Spring Retainer
8	53020750	16				EVA			RETAINER, Valve Spring
9	53020749AB	16				EVA			SPRING, Valve
10	53020752AD	16				EV0			SEAL, Valve Guide
11	53020752AD	16				EV0			SEAL, Valve Guide
12	53020752AD	16							GUIDE, Intake/Exhaust Valve, Standard Size, Serviced in Cylinder Head, (NOT SERVICED)
13	53020752AD	16							INSERT, Intake Valve, Serviced in Cylinder Head, (NOT SERVICED)
14	53020752AD	16							INSERT, Exhaust Valve, Serviced in Cylinder Head, (NOT SERVICED)
15	53020747AB	8				EV0			VALVE, Intake, Standard
16	53020748	8				EVA			VALVE, Exhaust, Standard
17	53021077	16				EV0			ADJUSTER, Valve Lash
18	53020742	16				EV0			ROCKER ARM, Valve

AR = use ase required - = Non illustrated part

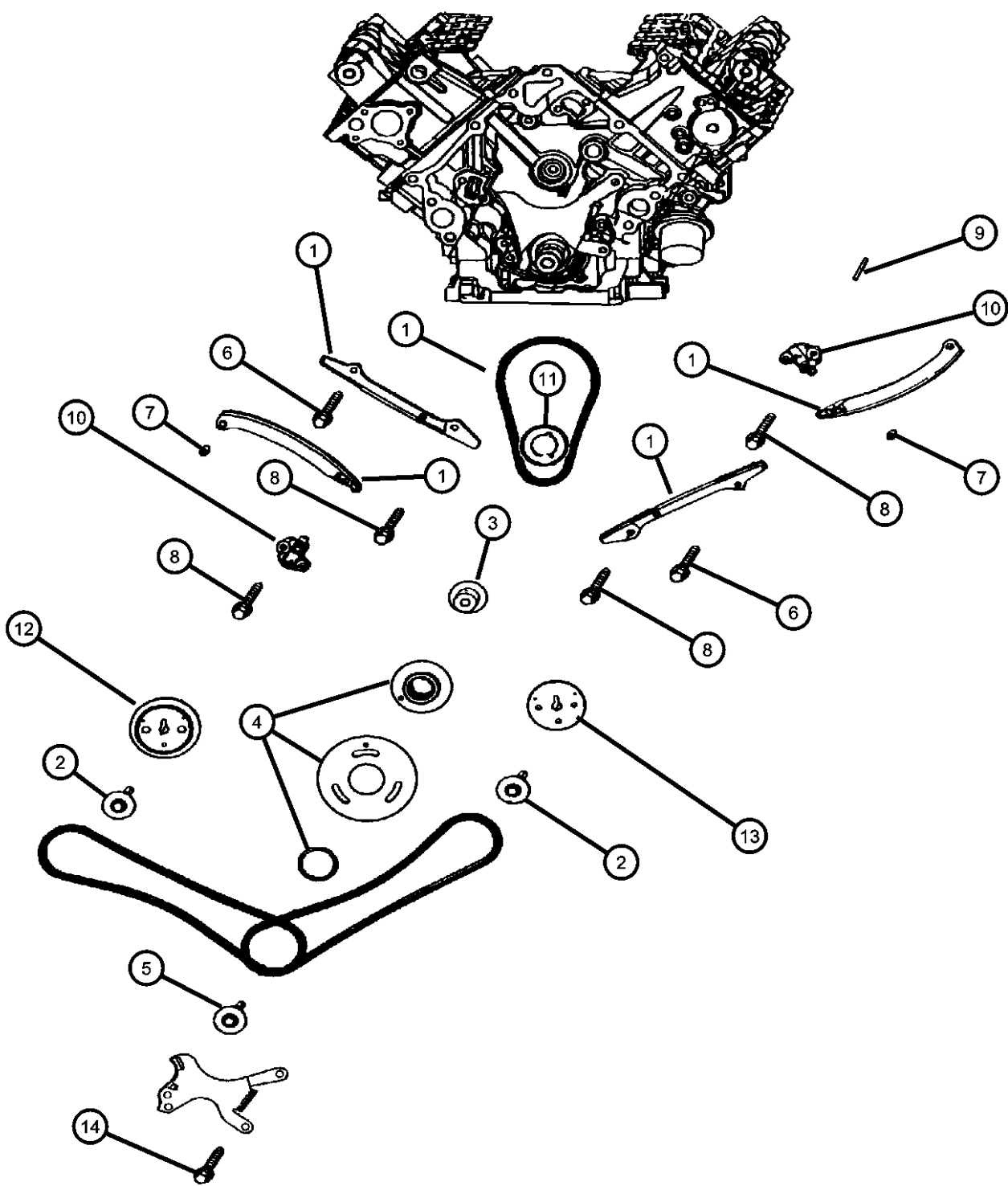
Timing Cover, 4.7 (EVA)  
Figure 4.7L-610



ITEM	PART NUMBER	QTY	LINE	SERIES	BODY	ENGINE	TRANS	TRIM	DESCRIPTION
Note: EVA = 4.7L Power Tech V8 Engine EV0 = All 4.7L Gas Engines									
1	53020791AB	1				EV0			COVER, Timing Case
2	06034331	3				EV0			PLUG, Hex Socket, 3/8-18NPTx.475
3	06035854	2				EV0			FITTING, Y-Style
4	53020790	1				EVA			SEAL, Crankshaft Oil, Front
5	53020862	1				EV0			GASKET, Chain Case Cover
6	06035961AA	1				EV0			PIPE FITTING, Chain Case Cover, .375-18x2
7	06505293AA	1				EV0			STUD
8	06505019AA	1				EV0			STUD
9	06101998	5				EV0			SCREW AND WASHER, Hex
10	06101985	8				EV0			SCREW AND WASHER, M10x1.50x45.00
11	06505579AA	2				EV0			SCREW AND WASHER

AR = use ase required - = Non illustrated part

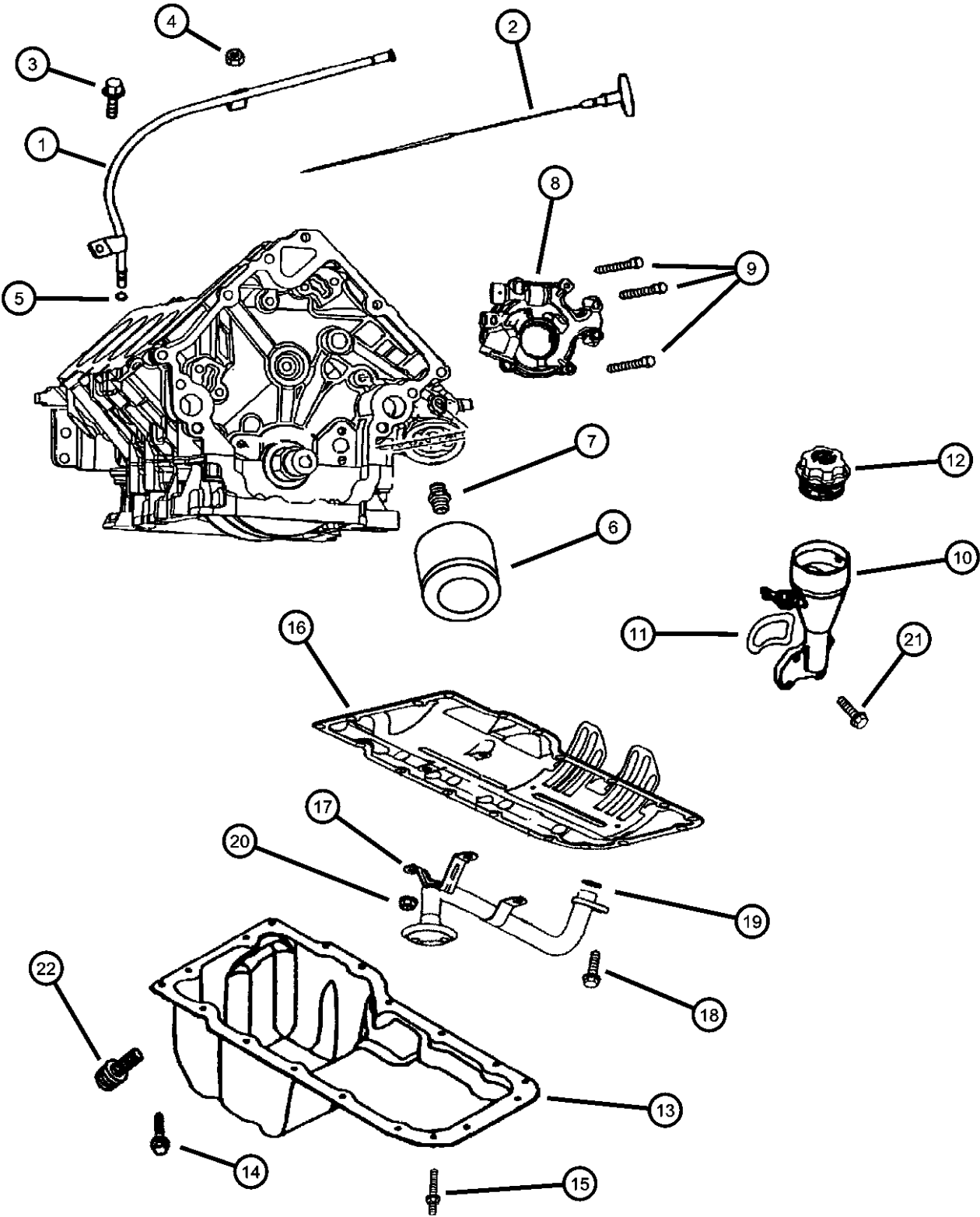
Timing Chain and Guides, 4.7 (EVA)  
Figure 4.7L-620



ITEM	PART NUMBER	QTY	LINE	SERIES	BODY	ENGINE	TRANS	TRIM	DESCRIPTION
NOTE: Sales Codes: EV0=All 4.7L Engines									
1	05013867AB	1				EV0			TIMING DRIVE PACKAGE, Engine
2	06504429	2				EV0			SCREW AND WASHER, Hex
3	53020835	1				EV0			SHAFT, Idler
4	05012319AA	2				EV0			SPROCKET, Drive
5	06504370	1				EV0			SCREW AND WASHER, Hex
6	06102111AA	2				EV0			SCREW AND WASHER
7	06504440	2				EV0			SCREW
8	06503257	6				EV0			BOLT, Hex Head, M8x1.25x37.50
9	06504471	1				EV0			KEY, Woodruff
10									TENSIONER, Chain
	53020779	1				EV0			Right
	53021168AA	1				EV0			Left
11	53020679	1				EV0			SPROCKET, Crankshaft
12	53021169AA	1				EV0			SPROCKET, Camshaft, Right
13	53020938	1				EV0			SPROCKET, Camshaft, Left
14	06100932	2				EV0			BOLT, Hex
-15	53020781	2				EV0			GUIDE, Timing Chain
-16	53020681	1				EV0			TENSIONER, Chain, Primary

AR = use ase required - = Non illustrated part

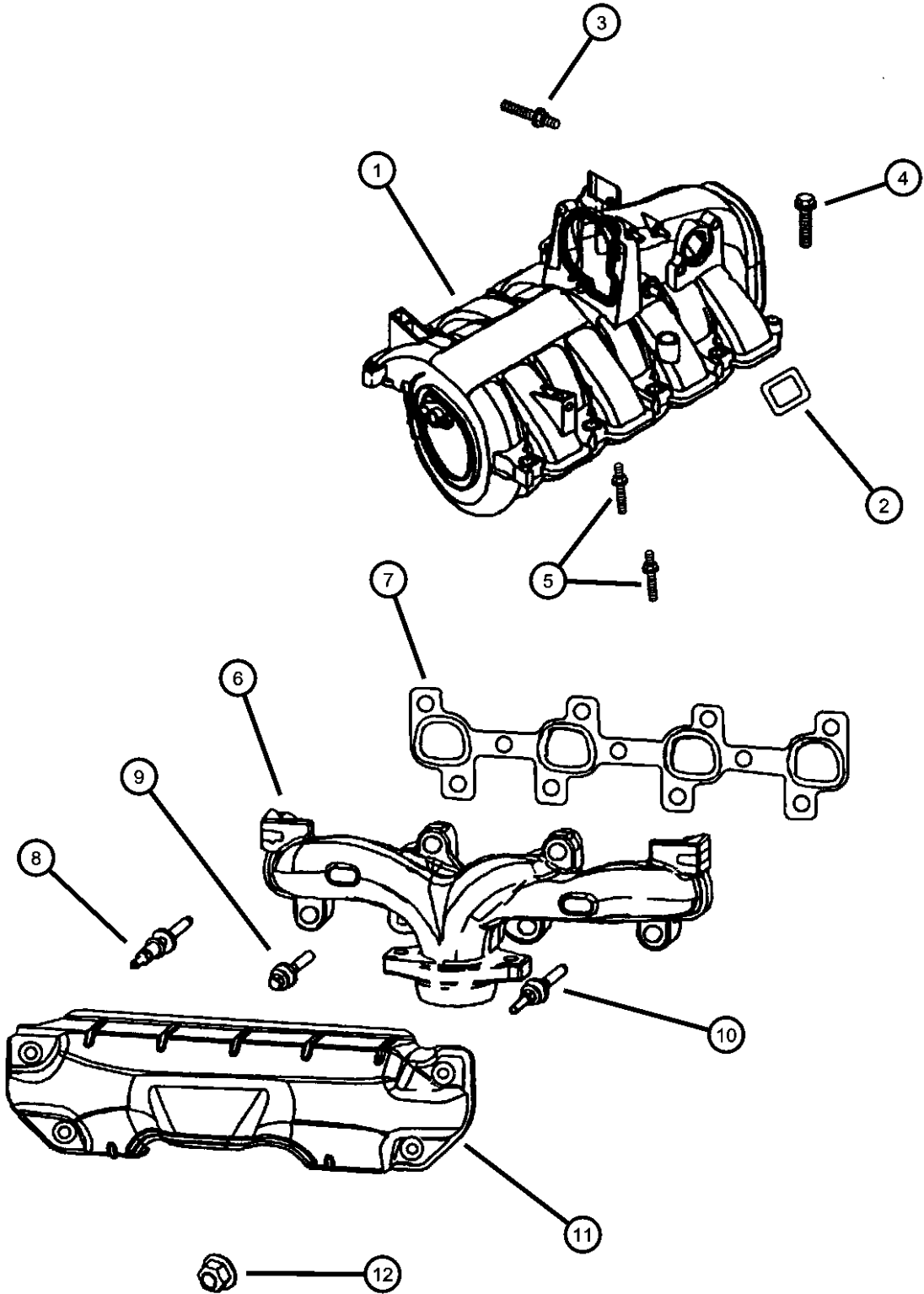
Engine Oiling, 4.7 (EVA)  
Figure 4.7L-710



ITEM	PART NUMBER	QTY	LINE	SERIES	BODY	ENGINE	TRANS	TRIM	DESCRIPTION
Note: ER0 = All 4.0L 6 Cyl Gas Engines EVA = 4.7L Power Tech V8 Engine EV0 = All 4.7L Gas Engines									
1	53021024	1				EV0			TUBE, Engine Oil Indicator
2	53020859AB	1				EV0			INDICATOR, Engine Oil Level
3	06504810AA	1				EV0			SCREW AND WASHER, Hex
4	06504810AA	1							NUT, M6x1.00, (NOT SERVICED)
5	53021144AA	1				EV0			O RING, Engine Oil Indicator
6	05281090	1				EV0			FILTER, Engine Oil
	0FE00292								Canadian Aftermarket Part
	05281090BA								BULK PACK (12)
	77060018								Performance Mobil 1, 15W - 50 Tri-Synthetic Engine Oil- Recommended Fill for 6.1L & 8.3L
7	53007563	1				EV0			CONNECTOR, Oil Filter
8	53020827	1				EV0			PUMP, Engine Oil
9	06100932	2				EV0			BOLT, Hex
10	53020890	1				EV0			HOUSING, Oil Fill
11	53020889	1				EV0			GASKET, Oil Fill Housing
12	53020880	1				EV0			CAP, Oil Filler
13	53020678AB	1				EV0			PAN, Engine Oil
14	06504810AA	1				EV0			SCREW AND WASHER, Hex
15	06502647	2				ER0			STUD, M6x1.00x44
16	53020675AC	1				EV0			GASKET, Oil Pan
17	53020828	1				EV0			TUBE, Oil Pickup
18	06102046AA	1				EV0			SCREW AND WASHER
19	53020861	1				EV0			SEAL, Oil Pick Up Tube
20	06502756	3				EV0			NUT, Hex Lock, M8x1.25
21	06505504AA	4				EV0			SCREW
22	06504894AA	1				EV0			PLUG, Oil Drain

AR = use ase required - = Non illustrated part

Manifold, Intake and Exhaust, 4.7 (EVA)  
Figure 4.7L-810



ITEM	PART NUMBER	QTY	LINE	SERIES	BODY	ENGINE	TRANS	TRIM	DESCRIPTION
Note: EVA = 4.7L Power Tech V8 Engine EV0 = All 4.7L Gas Engines									
1	53030951AB	1				EVA			MANIFOLD, Intake
2	53010310	8				EVA			SEAL, Intake Manifold
3	06505498AA	1				EVA			STUD
4	06505499AA	2				EV0			SCREW
5	06505500AA	8				EV0			STUD
6									MANIFOLD, Exhaust
	53030933	1				EV0			Left
	53030934	1				EV0			Right
7									GASKET, Exhaust Manifold
	53030812	1				EV0			Left
	53030813	1				EV0			Right
8	06505257AA	4				EV0			STUD
9	06504340	8				EV0			SCREW AND WASHER, Hex
10	06504331	4				EV0			STUD
11									SHIELD, Exhaust Manifold
	53030815	1				EV0			Left
	53030940	1				EV0			Right
12	06505316AA	8				EV0			NUT

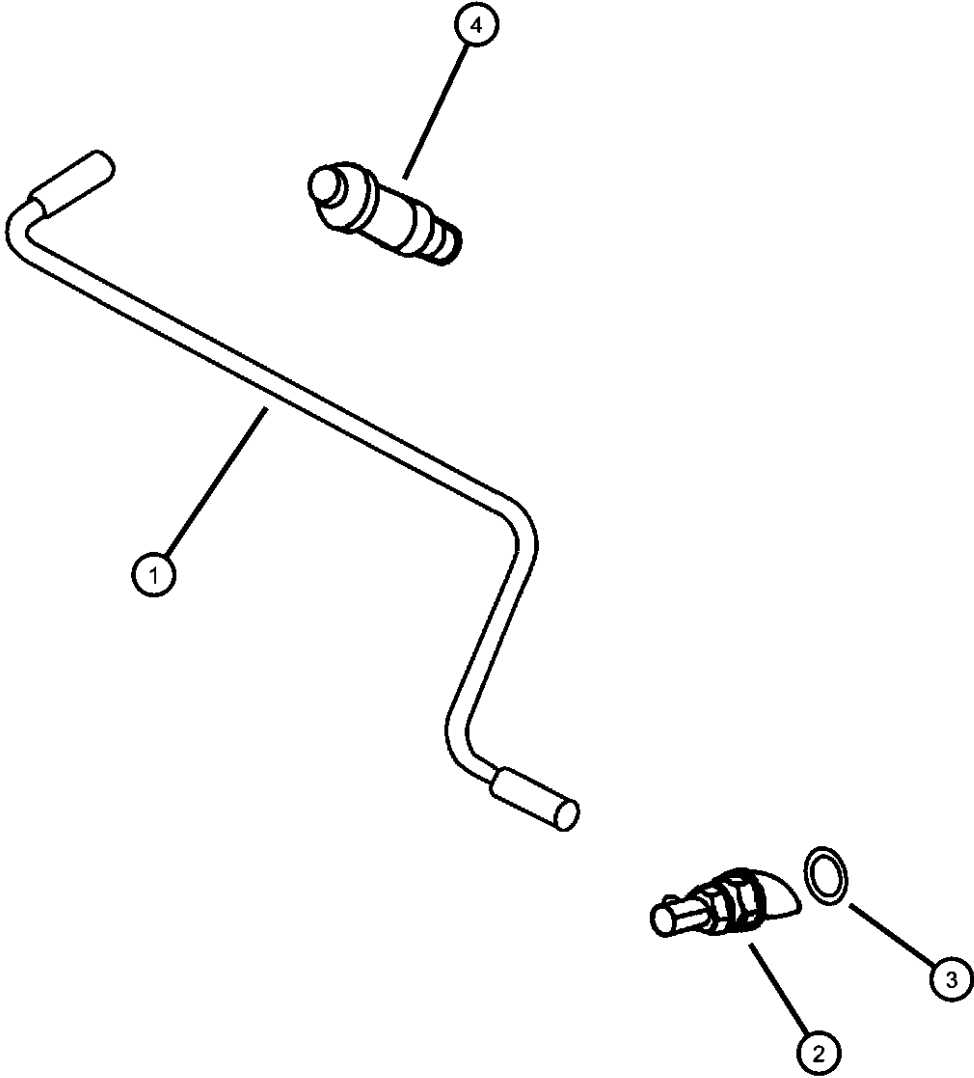
AR = use ase required - = Non illustrated part

Crankcase Ventilation, 4.7 (EVA)  
Figure 4.7L-910

ITEM	PART NUMBER	QTY	LINE	SERIES	BODY	ENGINE	TRANS	TRIM	DESCRIPTION
------	----------------	-----	------	--------	------	--------	-------	------	-------------

NOTE:  
Sales Code:  
EV0=All 4.7L Engines

1	53030851	1				EV0			TUBE, PCV Valve
2	53031777AA	1				EV0			VALVE, Crankcase Vent
3	53031711AA	1				EV0			O RING
4									BREATHER, Crankcase
	53030850	2				EV0			
	53030850AB	2				EV0			With [CVV] Harness
-5									TUBE, Breather
	53031667AA	1				EV0			
	53031667AB	1				EV0			With [CVV] Harness



AR = use ase required - = Non illustrated part

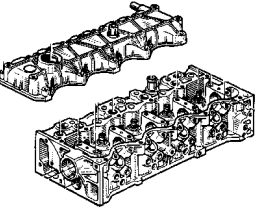
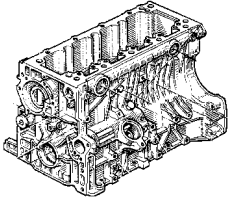

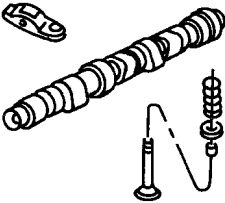

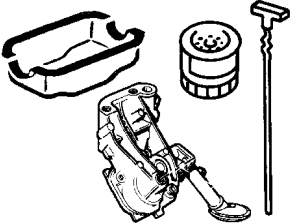
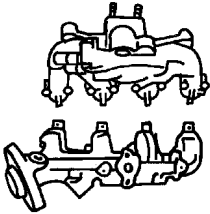
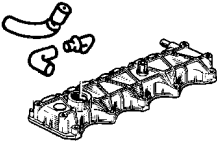
# Group - 3.1L

## Engine 3.1L Five Cylinder(Turbo Diesel)

Group - 3.1L Engine 3.1L Five Cylinder(Turbo Diesel)

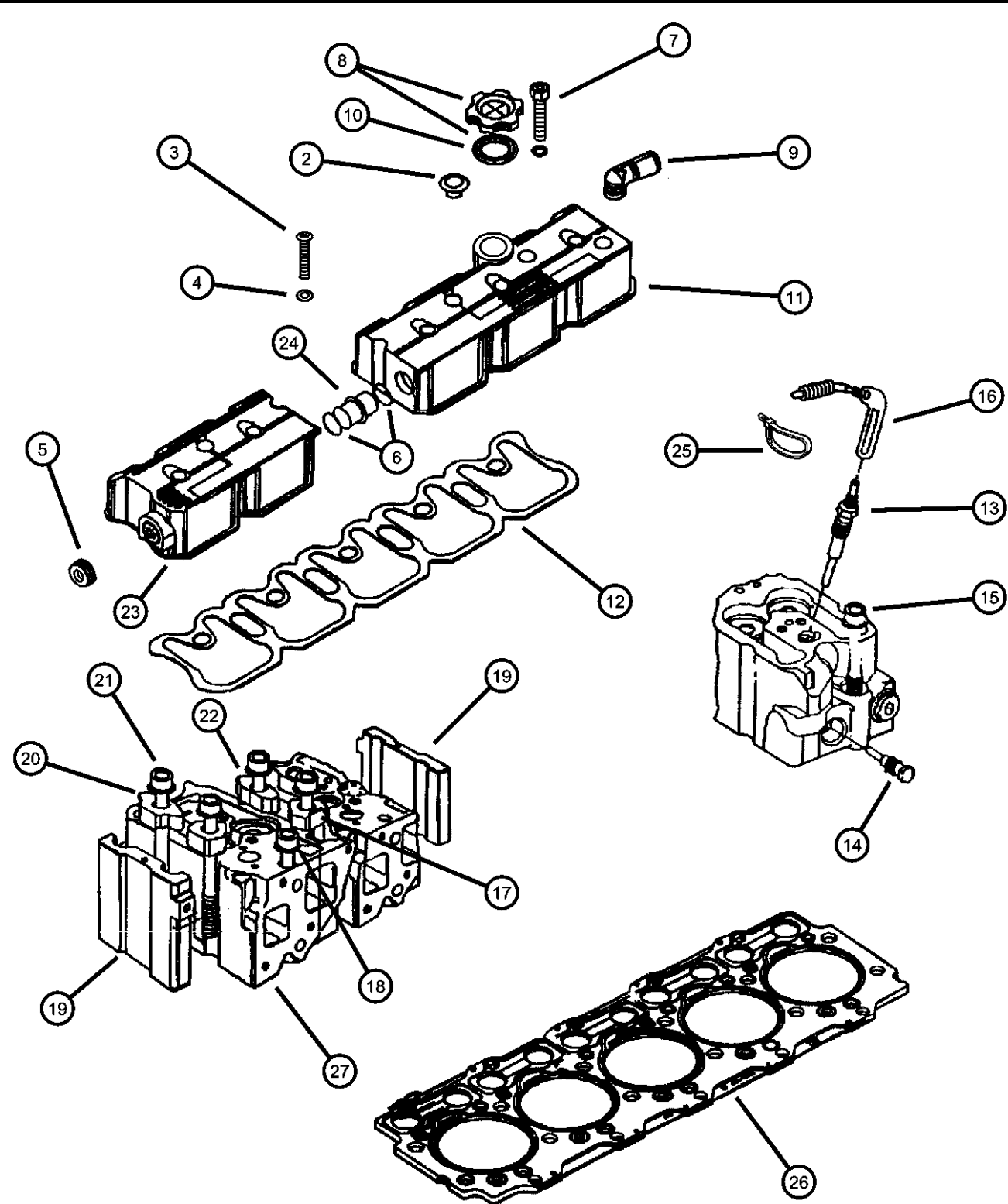
Illustration Title

Group-Fig. No.

<div><div>3.1L-200</div><div>Cylinder Head</div><div></div></div>	<div><div>3.1L-300</div><div>Cylinder Block</div><div></div></div>	<div><div>3.1L-400</div><div>Crankshaft, Piston and Torque Converter</div><div></div></div>	<div><div>3.1L-500</div><div>Camshafts and Valves</div><div></div></div>
<div><div>3.1L-600</div><div>Timing Belt and Cover</div><div></div></div>	<div><div>3.1L-700</div><div>Engine Oiling</div><div></div></div>	<div><div>3.1L-800</div><div>Manifolds</div><div></div></div>	<div><div>3.1L-900</div><div>Crankcase Ventilation</div><div></div></div>

<b>Cylinder Head</b>	
Cylinder Head (EXA).....	Fig. 3.1L - 210
<b>Cylinder Block</b>	
Cylinder Block (EXA).....	Fig. 3.1L - 310
<b>Crankshaft, Piston and Torque Converter</b>	
Crankshaft, Pistons & Torque Converter (EXA).....	Fig. 3.1L - 410
<b>Camshafts and Valves</b>	
Camshaft & Valves (EXA) .....	Fig. 3.1L - 510
<b>Timing Belt and Cover</b>	
Timing Gear & Cover (EXA) .....	Fig. 3.1L - 610
<b>Engine Oiling</b>	
Engine Oiling (EXA).....	Fig. 3.1L - 710
Oil Lines (EXA) .....	Fig. 3.1L - 720
<b>Manifolds</b>	
Manifold, Intake & Exhaust (EXA) .....	Fig. 3.1L - 810
<b>Crankcase Ventilation</b>	
Crankcase Ventilation (EXA) .....	Fig. 3.1L - 910

Cylinder Head (EXA)  
Figure 3.1L-210

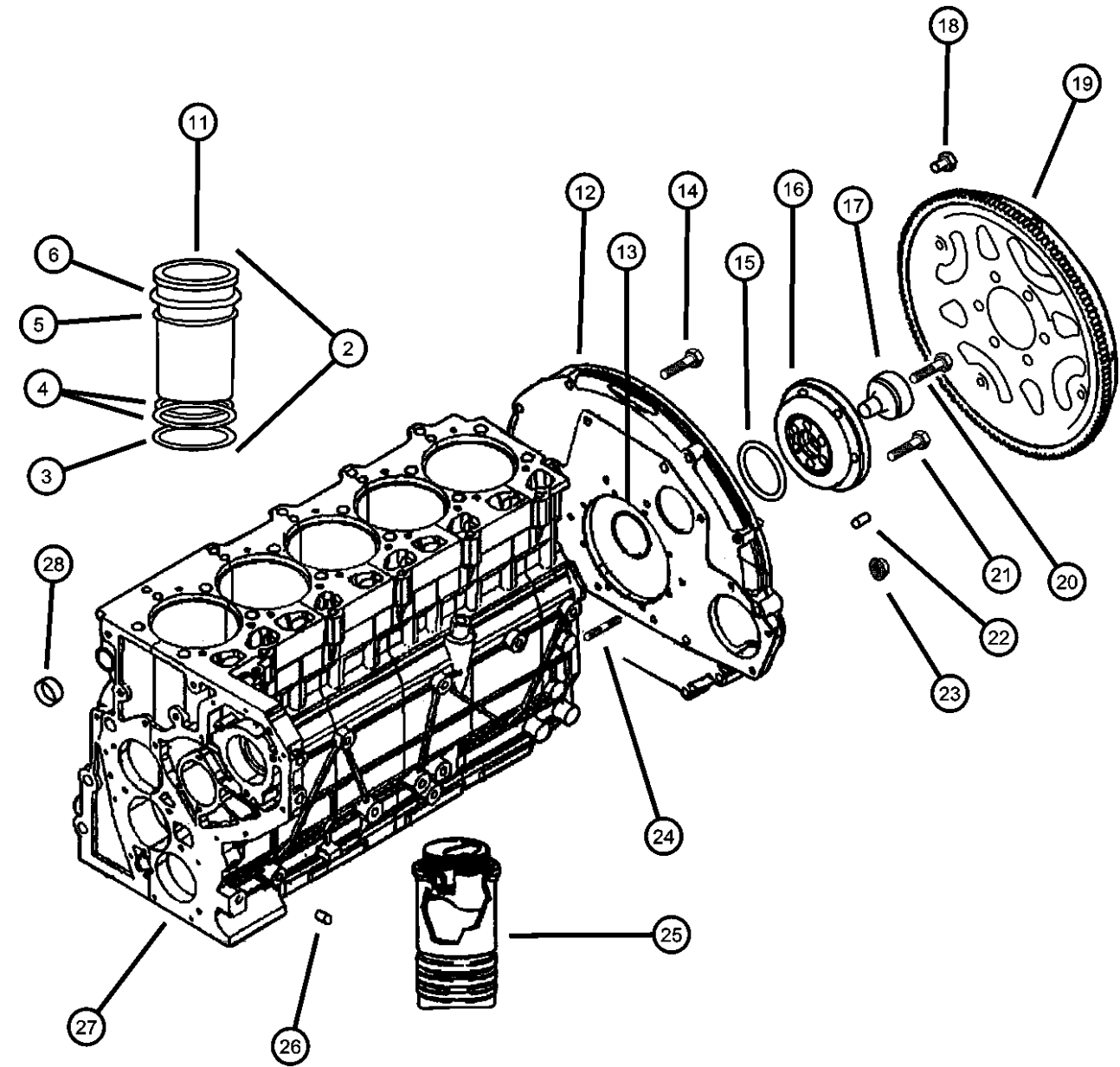


ITEM	PART NUMBER	QTY	LINE	SERIES	BODY	ENGINE	TRANS	TRIM	DESCRIPTION
NOTE: EX0=All 3.1L Engines DG0=All Automatic Transmissions									
-1	05015077AA	1				EX0	DG0		GASKET KIT, Cylinder Head Overhall
2	04864555	4				EX0	DG0		PLUG, Cylinder Block
3	05003565AA	3				EX0	DG0		BOLT
4	04864554	5				EX0	DG0		SEAL, Valve Cover Bolt
5	04723169	1				EX0	DG0		PLUG, Cylinder Block Oil Hole
6	05014987AA	2				EX0	DG0		O RING
7	04863752	2				EX0	DG0		SCREW
8	04863741	1				EX0	DG0		CAP, Oil Filler
9	05015080AA	2				EX0	DG0		ADAPTER, Crankcase Vent
10	04720300	1				EX0	DG0		GASKET, Oil Filler Cap
11	05015078AA	1				EX0	DG0		COVER, Cylinder Head
12	05014986AA	1				EX0	DG0		GASKET, Valve Cover
13	04863826	1				EX0	DG0		GLOW PLUG
14	04863770	1				EX0	DG0		PLUG, Dummy
15	04720671AB	5				EX0	DG0		BOLT, Cylinder Head
16	05019341AA	1				EX0	DG0		WIRING, Glow Plug
17	04864038	6				EX0	DG0		CLAMP, Cylinder Head
18	04720233AB	5				EX0	DG0		BOLT, Cylinder Head
19	04882407	1				EX0	DG0		CLAMP, Cylinder Head
20	04864039	2				EX0	DG0		CLAMP, Cylinder Head
21	04720235AC	12				EX0	DG0		BOLT, Cylinder Head
22	04864040	4				EX0	DG0		CLAMP, Cylinder Head
23	05015079AA	1				EX0	DG0		COVER, Cylinder Head
24	05014985AA	1				EX0	DG0		SLEEVE, Insert
25	04728184	3				EX0	DG0		CLIP, Spill Return Pipe
26									GASKET, Cylinder Head
	05014982AA	1				EX0	DG0		Size (1.14)
	05014983AA	1				EX0	DG0		Size (1.51)
	05014984AA	1				EX0	DG0		Size (1.61)
27	04883416AB	1				EX0	DG0		HEAD, Cylinder

AR = use ase required - = Non illustrated part



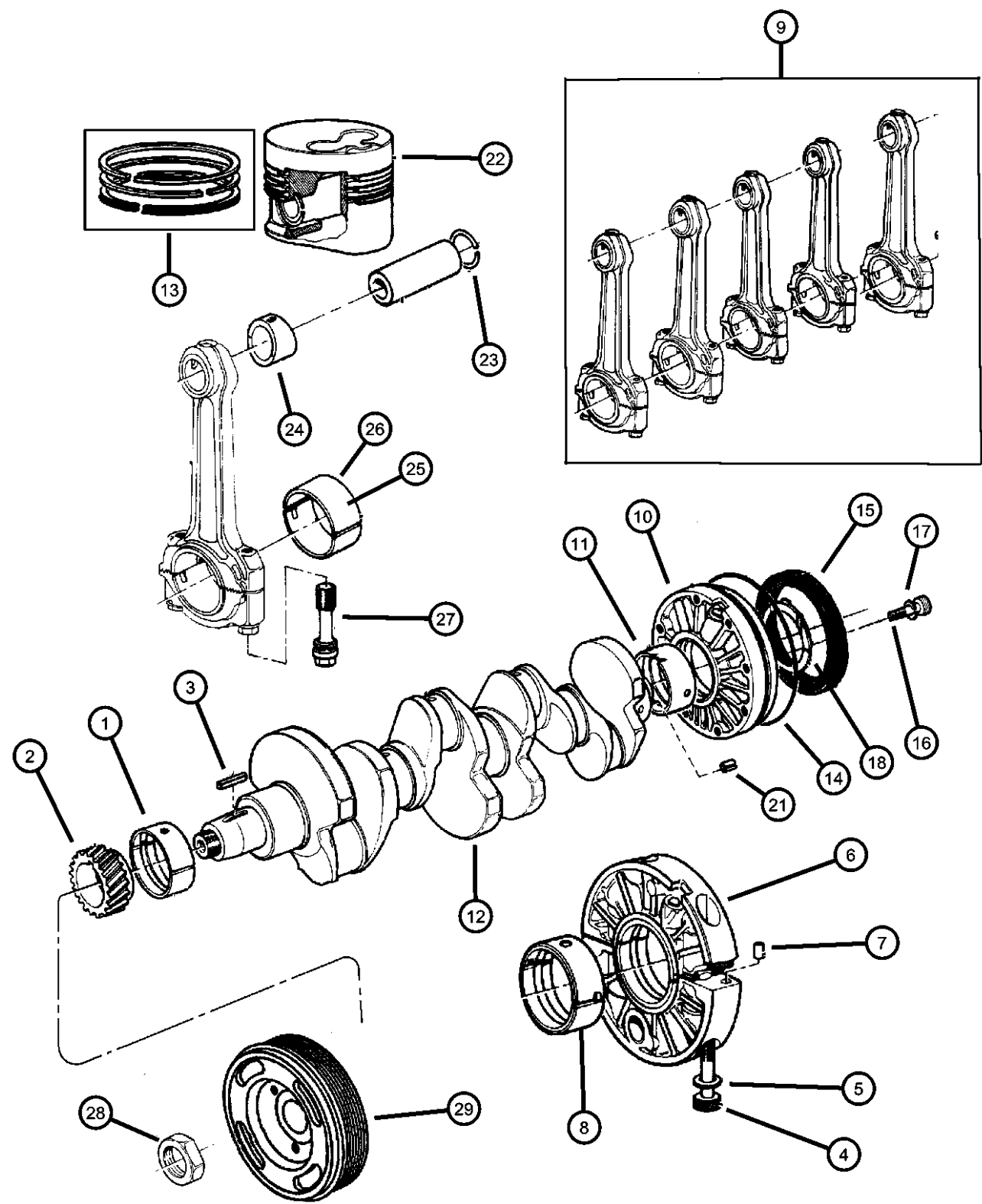
Cylinder Block (EXA)  
Figure 3.1L-310



ITEM	PART NUMBER	QTY	LINE	SERIES	BODY	ENGINE	TRANS	TRIM	DESCRIPTION
NOTE: Sales Codes: EXA=3.1L Turbo Diesel Engine EX0=All 3.1L Engines DG0=All Automatic Transmissions									
-1	05015077AA	1				EX0	DG0		GASKET KIT, Cylinder Head Overhall
2	04723118	5				EX0	DG0		SHIM KIT, Cylinder Liner
3	04720625	5				EX0	DG0		O RING, Cylinder Liner
4	04720627	10				EX0	DG0		O RING, Cylinder Liner
5	04720626	5				EX0	DG0		O RING, Cylinder Liner
6	04720622	1				EX0	DG0		SHIM, Cylinder Liner, 0.25mm
-7	04720623	1				EX0	DG0		SHIM, Cylinder Liner, 0.23mm
-8	04720621	1				EX0	DG0		SHIM, Cylinder Liner, 0.20mm
-9	04720624	3				EX0	DG0		SHIM, Cylinder Liner, 0.17mm
-10	04720620	5				EX0	DG0		SHIM, Cylinder Liner, 0.15mm
11	05014328AA	5				EX0	DG0		LINER, Cylinder
12	05015044AA	1				EX0	DG0		PLATE
13	04863833	1				EX0	DG0		O RING
14	05003532AA	4				EX0	DG0		BOLT, Adaptor Plate
15	05014970AA	1				EX0	DG0		O RING
16	05014967AA	1				EX0	DG0		HUB, Torque Converter
17	05014974AA	1				EX0	DG0		SHAFT, Torque
18	05014969AA	6				EX0	DG0		BOLT, Flexplate
19	05014968AA	1				EX0	DG0		PLATE, Torque Converter Drive
20	04720232AB	6				EX0	DG0		BOLT, Flywheel
21	04864537	3				EX0	DG0		BOLT, 8Mx20
22	05015045AA	2				EX0	DG0		DOWEL, Transmission Adapter
23	04778961	22				EX0	DG0		NUT
24	04720550	10				EX0	DG0		STUD, Water Pump To Block
25	05014329AA	5				EX0	DG0		LINER AND PISTON, Cylinder
26	04883425AA	1				EX0	DG0		PLUG
27	05014965AA	1				EX0	DG0		BLOCK, Cylinder
28	04778887	1				EX0	DG0		PLUG, Cylinder Block Oil Hole

AR = use ase required - = Non illustrated part

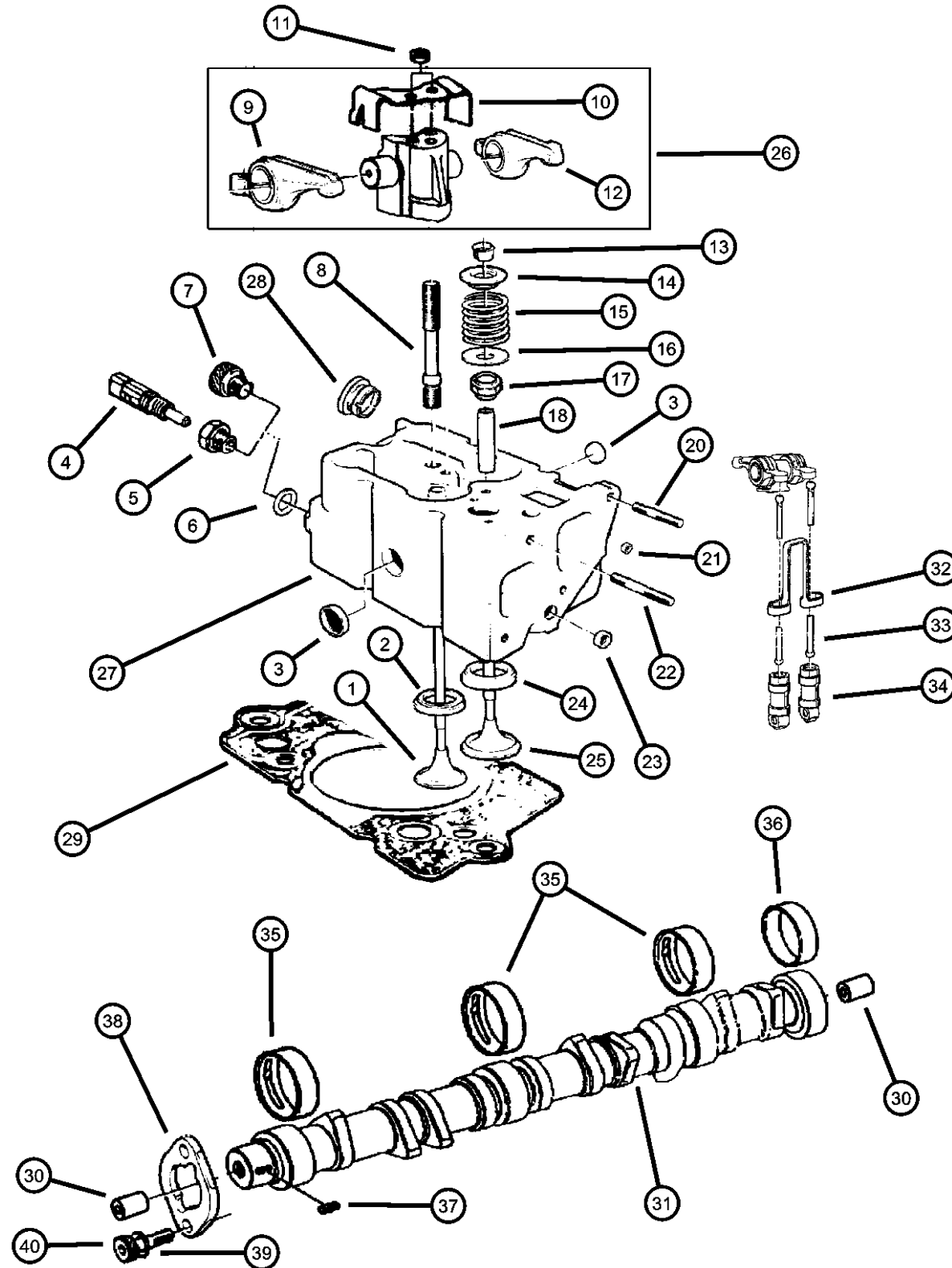
Crankshaft, Pistons & Torque Converter (EXA)  
Figure 3.1L-410



ITEM	PART NUMBER	QTY	LINE	SERIES	BODY	ENGINE	TRANS	TRIM	DESCRIPTION
NOTE: Sales Codes: EXA=3.1L Turbo Diesel EX0=All 3.1L Engines DG0=All Automatic Transmission									
1	04720885	1				EX0	DG0		BEARING, Crankshaft, Front Standard
	04720887	AR				EX0	DG0		Undersized .25MM
2	04882402	1				EX0	DG0		GEAR, Crankshaft
3	05014980AA	1				EX0	DG0		KEY, Woodruff
4	04720242	2				EX0	DG0		SCREW
5	04720243	2				EX0	DG0		WASHER, Lock, M10
6	04863711	1				EX0	DG0		HOUSING, Crankshaft Bearing
7	04720241	2				EX0	DG0		DOWEL, Center Bearing Housing
8	04720889	AR				EX0	DG0		BEARING, Crankshaft, Central Standard
	04720892	AR				EX0	DG0		Undersized .25MM
9	05015002AA	1				EX0	DG0		ROD, Connecting
10	05014975AA	1				EX0	DG0		HOUSING, Rear Bearing
11	04864539	1				EX0	DG0		BEARING, Crankshaft, Rear Standard
	04864541	AR				EX0	DG0		Undersized .25MM
12	05014971AA	1				EX0	DG0		CRANKSHAFT
13	05014333AA	1				EX0	DG0		RING KIT, Piston, Standard
14	04720277	1				EX0	DG0		O RING, Crankshaft Rear Support
15	05010817AA	1				EX0	DG0		SEAL, Rear Main Crankshaft
16	04720284	8				EX0	DG0		SCREW, Rear Crankshaft Support
17	04723204	8				EX0	DG0		WASHER, Implement Attaching
18	04864046	1				EX0	DG0		WASHER, Thrust
-19	04864543	AR				EX0	DG0		WASHER, Thrust, 0.10 Oversize
-20	04864544	AR				EX0	DG0		WASHER, Thrust, 0.20 Oversize
21	04723158AB	1				EX0	DG0		PIN, Dowel
22	05014332AA	1				EX0	DG0		PISTON
23	04720099	2				EX0	DG0		RING, Piston Pin
24	05014331AA	1				EX0	DG0		BUSHING, Connecting Rod
25	04720877	5				EX0	DG0		BEARING, Connecting Rod, STD.
26	04720883	5				EX0	DG0		BEARING, Connecting Rod, .25 mm U/S
27	04883386AB	2				EX0	DG0		BOLT, Connecting Rod
28	04720273	1				EX0	DG0		NUT, Damper Pulley
29	05014979AA	1				EX0	DG0		DAMPER, Crankshaft

AR = use ase required - = Non illustrated part

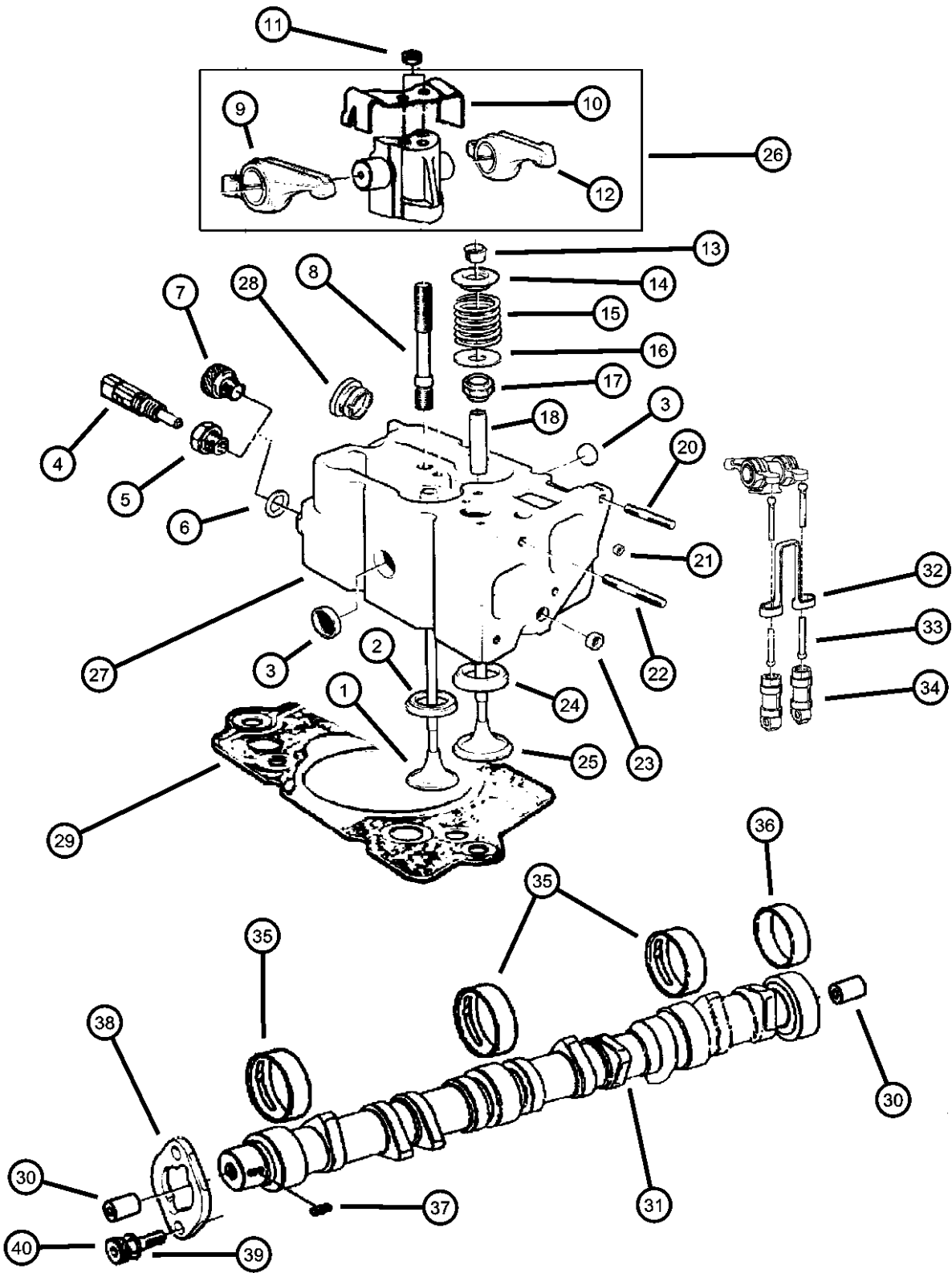
Camshaft & Valves (EXA)  
Figure 3.1L-510



ITEM	PART NUMBER	QTY	LINE	SERIES	BODY	ENGINE	TRANS	TRIM	DESCRIPTION
NOTE: Sales Codes: EX0=All 3.1L Engines DG0=All Automatic Transmissions									
1	04720148	1				EX0	DG0		VALVE, Exhaust, Standard
2	04723244	5				EX0	DG0		SEAT, Exhaust Valve, 0.30mm Oversize
3	04723228	2				EX0	DG0		PLUG, Cylinder Block Oil Hole
4	05014067AA	2				EX0	DG0		SENSOR, Temperature Sending Unit
5	05014065AA	2				EX0	DG0		ADAPTER, Temperature Sensor
6	04723246	2				EX0	DG0		WASHER, Plain
7	04720159	1				EX0	DG0		PLUG, Cylinder Block Oil Hole
8	04897831AA	2				EX0	DG0		STUD
9	04883399AA	1				EX0	DG0		ROCKER ARM, Exhaust
10	04863861	5				EX0	DG0		SPRING, Valve
11	04883396AA	10				EX0	DG0		NUT
12	04883398AA	1				EX0	DG0		ROCKER ARM, Intake
13	04720155	4				EX0	DG0		LOCK, Valve Spring Retainer
14	04720152	2				EX0	DG0		RETAINER, Valve Spring
15	04720158	2				EX0	DG0		SPRING, Valve
16	04720153	2				EX0	DG0		WASHER, Plain
17	04883821AA	2				EX0	DG0		SEAL, Valve Guide
18	04883417AA	2				EX0	DG0		GUIDE, Intake/Exhaust Valve, Standard Size
-19	04883820AA	10				EX0	DG0		GUIDE, Intake/Exhaust Valve, 0.10mm Oversize
20	04723241	3				EX0	DG0		STUD
21	04723196AB	2				EX0	DG0		PLUG, Camshaft
22	04882405	2				EX0	DG0		STUD
23	04723210	1				EX0	DG0		PLUG, Cylinder Block Oil Hole
24	04723245	5				EX0	DG0		SEAT, Intake Valve, 0.30mm Oversize
25	04720146	1				EX0	DG0		VALVE, Intake, Standard
26	04883397AA	5				EX0	DG0		ROCKER ARM, Inlet and Exhaust Valve
27	04883416AB	1				EX0	DG0		HEAD, Cylinder
28	04863769	1				EX0	DG0		PLUG
29									GASKET, Cylinder Head
	05014982AA	1				EX0	DG0		Size (1.41)
	05014983AA	1				EX0	DG0		Size (1.51)
	05014984AA	1				EX0	DG0		Size (1.61)
30	04723196AB	2				EX0	DG0		PLUG, Camshaft
31	05014981AA	1				EX0	DG0		CAMSHAFT, Engine
32	04773701	5				EX0	DG0		BRACKET, Antirotation

AR = use ase required - = Non illustrated part

Camshaft & Valves (EXA)  
Figure 3.1L-510

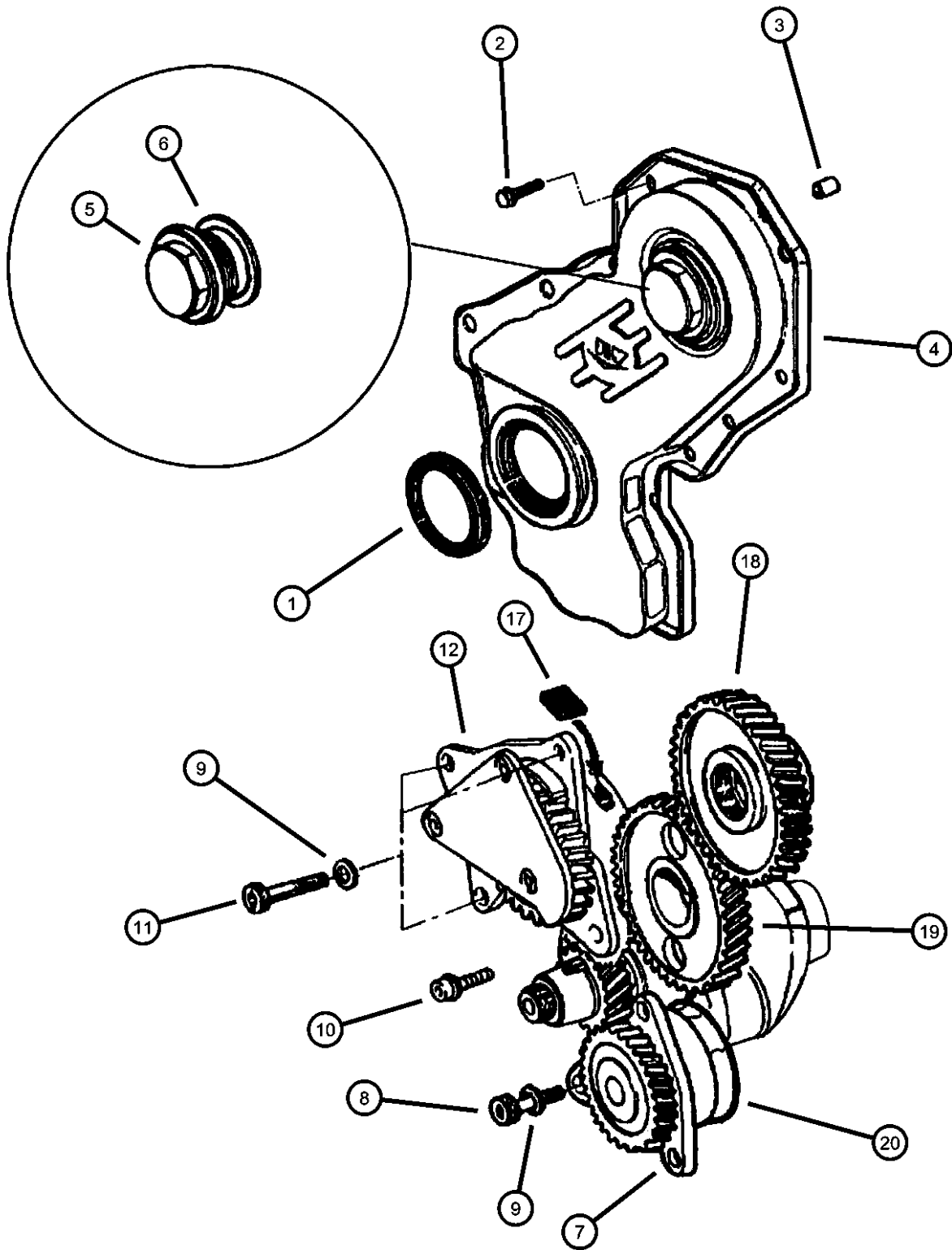


ITEM	PART NUMBER	QTY	LINE	SERIES	BODY	ENGINE	TRANS	TRIM	DESCRIPTION
33	04883395AA	10				EX0	DG0		PUSH ROD, Valve
34	04773712	1				EX0	DG0		TAPPET, Valve
35	04720220	3				EX0	DG0		BEARING, Camshaft
36	05014966AA	1				EX0	DG0		BEARING, Camshaft
37	04720137	1				EX0	DG0		KEY, Camshaft Sprocket
38	04723163	1				EX0	DG0		PLATE, Camshaft Thrust
39	04723165	2				EX0	DG0		WASHER, P Clip
40	04720135	5				EX0	DG0		BOLT, Hex Head, M8x18

AR = use ase required - = Non illustrated part

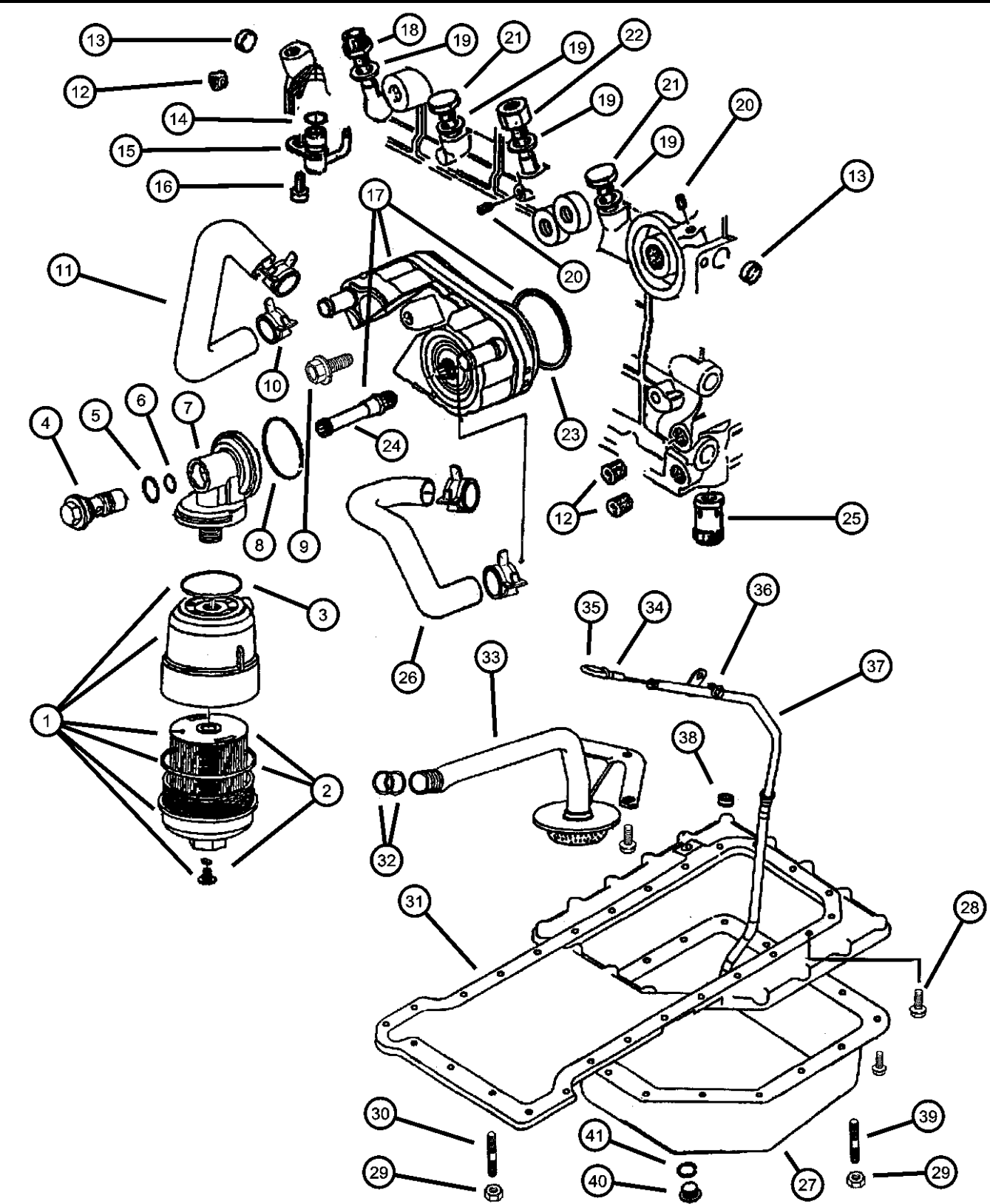
Timing Gear & Cover (EXA)  
Figure 3.1L-610

ITEM	PART NUMBER	QTY	LINE	SERIES	BODY	ENGINE	TRANS	TRIM	DESCRIPTION
NOTE: Sales Codes: EX0=All 3.1L Engines DG0=All Automatic Transmissions									
1	05010856AA	1				EX0	DG0		SEAL, Timing Belt Cover
2	05003554AA	3				EX0	DG0		SCREW
3	04720304	2				EX0	DG0		DOWEL, Front Cover
4	05010853AB	1				EX0	DG0		COVER, Timing Belt
5	04778839	1				EX0	DG0		COVER, Timing Belt
6	04720290	1				EX0	DG0		GASKET, Engine Oil Plug
7	05015006AA	1				EX0	DG0		PUMP, Engine Oil
8	04720135	5				EX0	DG0		BOLT, Hex Head, M8x18
9	04720565	6				EX0	DG0		WASHER, Tube Bolt
10	05003539AA	1				EX0	DG0		BOLT
11	04720136	3				EX0	DG0		BOLT, Hex Head, M8x20
12	05003716AB	1				EX0	DG0		PUMP, Vacuum
-13	04863779	1				EX0	DG0		GASKET, Vacuum Pump, Mounting
-14	05015037AA	1				EX0	DG0		VALVE, Vacuum Pump
-15	04720153	2				EX0	DG0		WASHER, Plain
-16	05015035AA	1				EX0	DG0		TUBE, Vacuum
17	05010821AA	3				EX0	DG0		INSERT, Vacuum Pump Rotor
18	04882412	1				EX0	DG0		GEAR, Injection Pump
19	04882403	1				EX0	DG0		GEAR, Camshaft
20	04720239	1				EX0	DG0		O RING, Adaptor Plate



AR = use ase required - = Non illustrated part

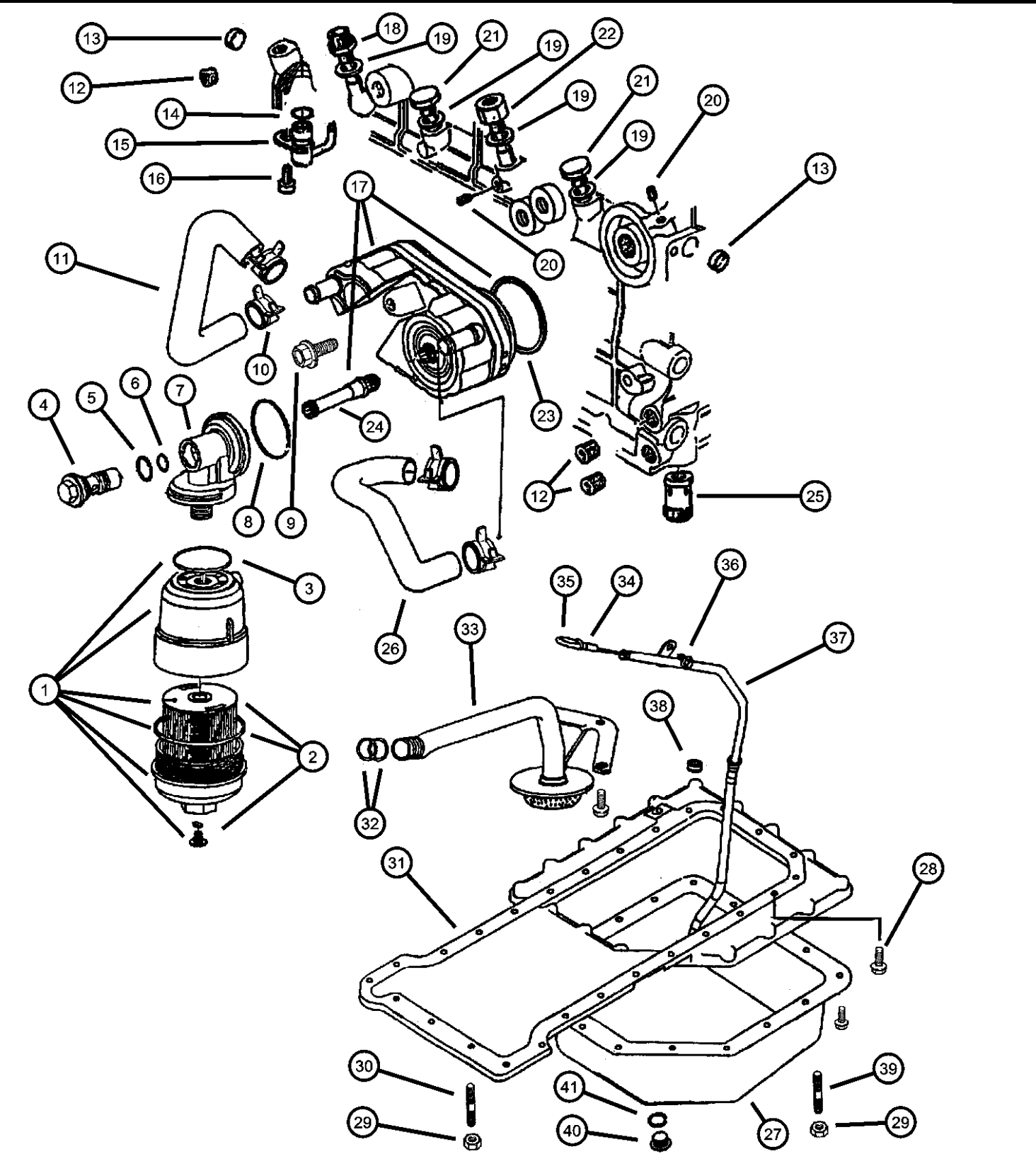
Engine Oiling (EXA)  
Figure 3.1L-710



ITEM	PART NUMBER	QTY	LINE	SERIES	BODY	ENGINE	TRANS	TRIM	DESCRIPTION
NOTE: Sales Codes: EX0=All 3.1L Engines DG0=All Automatic Transmissions									
1	05015064AA	1				EX0	DG0		FILTER, Engine Oil
2	05015171AA	1				EX0	DG0		FILTER, Engine Oil
3	05015172AA	1				EX0	DG0		GASKET, Oil Filter Head
4	05015063AA	1				EX0	DG0		BOLT
5	04723334	1				EX0	DG0		GASKET, Valve
6	04886305AA	1				EX0	DG0		O RING, Oil Filter Adapter
7	04883526AA	1				EX0	DG0		BASE, Oil Filter
8	04720375	1				EX0	DG0		O RING, Oil Filter Base
9	05003724AA	1				EX0	DG0		SCREW
10	04883924AA	5				EX0	DG0		CLAMP, Heater Hose
11	05015052AA	1				EX0	DG0		HOSE, Engine Oil Cooler
12	04864753	1				EX0	DG0		PLUG
13	04723211	2				EX0	DG0		PLUG, Cylinder Block Oil Hole
14	04864689	5				EX0	DG0		O RING
15	04864041AB	5				EX0	DG0		JET, Valve Body
16	04882620	5				EX0	DG0		SCREW
17	05014360AA	1				EX0	DG0		COOLER, Engine Oil
18	04720709	1				EX0	DG0		BOLT, Turbo Oil Feed Adapter
19	04720704	5				EX0	DG0		WASHER, Oil Pressure Transduser
20	04883424AA	2				EX0	DG0		PLUG, Cylinder Block
21	04720726	2				EX0	DG0		BOLT, Oil Feed To Turbo Adapter
22	05015007AA	1				EX0	DG0		PIN
23	04723217	1				EX0	DG0		O RING, Oil Cooler
24	05015178AA	1				EX0	DG0		FITTING, Engine Oil Cooler
25	05003543AA	1				EX0	DG0		VALVE, Oil Pressure Relief
26	05014358AA	1				EX0	DG0		HOSE, Engine Oil Cooler
27	05015059AA	1				EX0	DG0		PAN, Oil
28	04864551	23				EX0	DG0		SCREW
29	04778936	4				EX0	DG0		NUT, Suction Pipe Attaching
30	05015062AA	3				EX0	DG0		STUD
31	05015060AA	1				EX0	DG0		PAN, Engine Oil
32	04720374	2				EX0	DG0		O RING, Oil Suction Tube
33	05015061AA	1				EX0	DG0		PICKUP, Engine Oil
34	04720373	1				EX0	DG0		O RING, Engine Oil Indicator
35	05015051AA	1				EX0	DG0		INDICATOR, Engine Oil Level
36	05003551AA	15				EX0	DG0		BOLT, M6x10
37	05015053AA	1				EX0	DG0		TUBE, Oil Gauge
38	04720362	1				EX0	DG0		GASKET, Engine Oil Indicator Pipe

AR = use ase required - = Non illustrated part

Engine Oiling (EXA)  
Figure 3.1L-710



ITEM	PART NUMBER	QTY	LINE	SERIES	BODY	ENGINE	TRANS	TRIM	DESCRIPTION
39	04864745	1				EX0	DG0		BOLT
40	04720352	1				EX0	DG0		PLUG, Oil Drain
41	04720353	1				EX0	DG0		WASHER, Plain

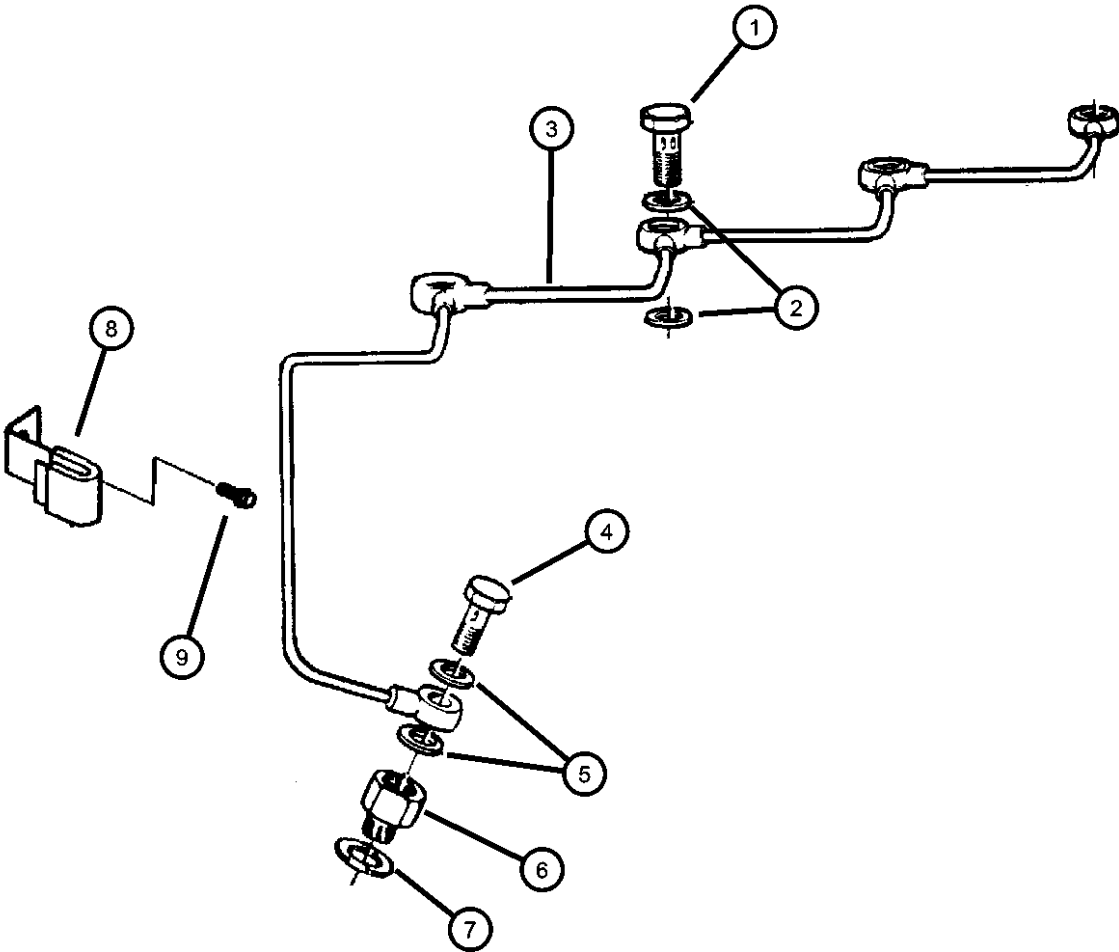
AR = use ase required - = Non illustrated part

Oil Lines (EXA)  
Figure 3.1L-720

ITEM	PART NUMBER	QTY	LINE	SERIES	BODY	ENGINE	TRANS	TRIM	DESCRIPTION
------	-------------	-----	------	--------	------	--------	-------	------	-------------

NOTE:  
Sales Codes:  
EX0=All 3.1L Engines  
DG0=All Automatic Transmissions

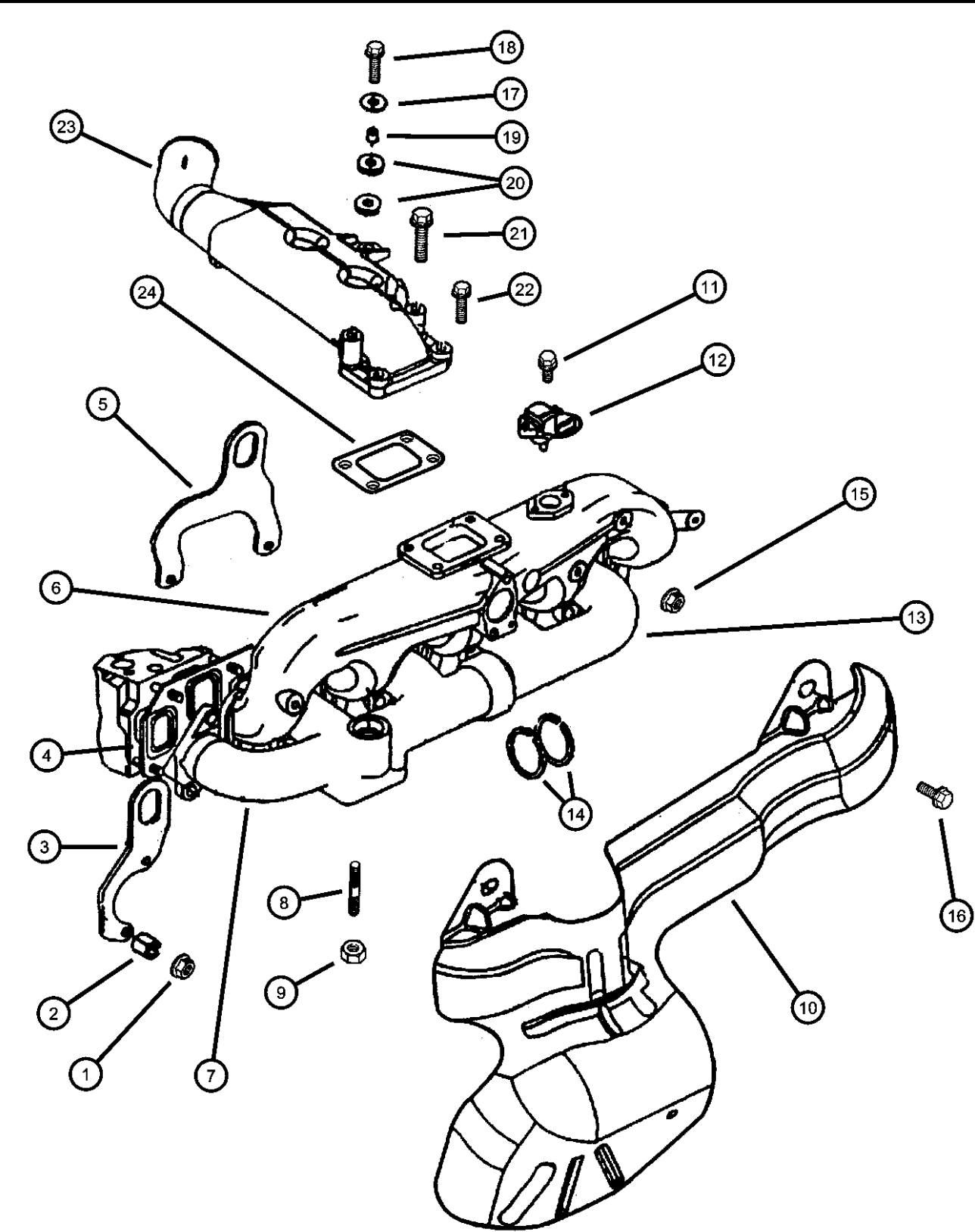
1	04720358	6				EX0	DG0		BOLT, Banjo
2	04720554	12				EX0	DG0		WASHER, Banjo
3	05015005AA	1				EX0	DG0		TUBE, Oil Feed
4	04720358	6				EX0	DG0		BOLT, Banjo
5	04720554	12				EX0	DG0		WASHER, Banjo
6	04863777	1				EX0	DG0		UNION
7	04720704	5				EX0	DG0		WASHER, Oil Pressure Transduser
8	05013828AB	1				EX0	DG0		BRACKET, Tube
9	05014071AA	1				EX0	DG0		BOLT, M5x10



AR = use ase required - = Non illustrated part



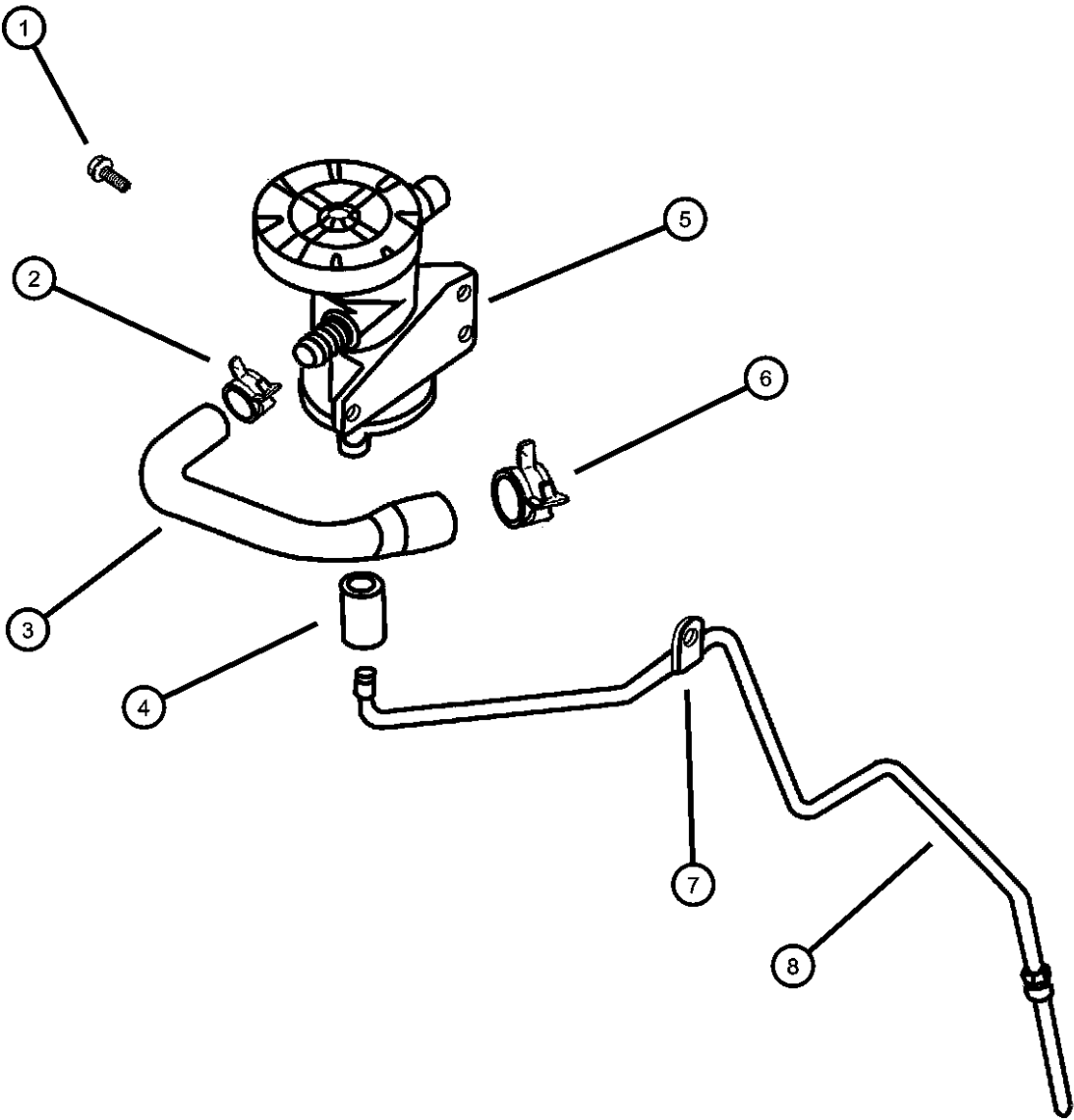
Manifold, Intake & Exhaust (EXA)  
Figure 3.1L-810



ITEM	PART NUMBER	QTY	LINE	SERIES	BODY	ENGINE	TRANS	TRIM	DESCRIPTION
NOTE: Sales Codes: EX0=All 3.1L Engines DG0=All Automatic Transmissions									
1	04882611	10				EX0	DG0		NUT, Lock
2	05014348AA	10				EX0	DG0		SPACER
3	05014073AA	1				EX0	DG0		BRACKET, Engine Lift
4	05015016AA	1				EX0	DG0		GASKET, Intake/Exhaust Manifold
5	05015056AA	1				EX0	DG0		BRACKET, Engine Lift
6	05015009AA	1				EX0	DG0		MANIFOLD, Intake
7	05015058AA	1				EX0	DG0		MANIFOLD, Exhaust
8	04882606	4				EX0	DG0		STUD, Turbo Elbow
9	04882610	2				EX0	DG0		NUT, Lock
10	05015029AA	1				EX0	DG0		SHIELD, Heat
11	05014066AA	2				EX0	DG0		BOLT
12	05003734AA	1				EX0	DG0		SENSOR, Air Temperature
13	05015057AA	1				EX0	DG0		MANIFOLD, Exhaust
14	04720214	2				EX0	DG0		CIRCLIP, Exhaust Manifold
15	04778961	22				EX0	DG0		NUT
16	05003553AA	4				EX0	DG0		SCREW
17	05013014AA	1				EX0			WASHER
18	04864551	1				EX0	DG0		SCREW
19	05015011AA	1				EX0	DG0		SPACER
20	05015112AA	2				EX0	DG0		GROMMET
21	05015113AA	2				EX0	DG0		BOLT
22	04864534	2				EX0	DG0		BOLT, Adaptor Plate
23	05015010AA	1				EX0	DG0		ELBOW, Intake Manifold Vacuum
24	05015015AA	1				EX0	DG0		GASKET, Intake Connector

AR = use ase required - = Non illustrated part

Crankcase Ventilation (EXA)  
Figure 3.1L-910



ITEM	PART NUMBER	QTY	LINE	SERIES	BODY	ENGINE	TRANS	TRIM	DESCRIPTION
NOTE: Sales Codes: EX0=All 3.1L Engines DG0=All Automatic Transmissions									
1	05003553AA	4				EX0	DG0		SCREW
2	04883924AA	5				EX0	DG0		CLAMP, Heater Hose
3	05015048AA	1				EX0	DG0		HOSE, Oil Separator
4	05015049AA	1				EX0	DG0		HOSE, Oil Separator
5	04741769	1				EX0	DG0		SEPERATOR, Oil
6	04886050AA	4				EX0	DG0		CLAMP, Heater Hose
7	05015050AA	1				EX0	DG0		CLIP
8	05015047AA	1				EX0	DG0		TUBE, Oil Drain

AR = use ase required - = Non illustrated part

# Group - 11

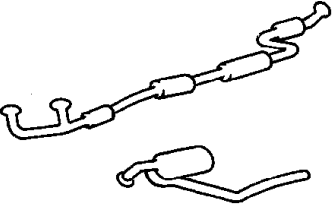
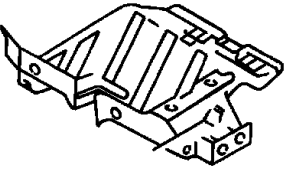
## Exhaust

### Group - 11 Exhaust

Illustration Title

Group-Fig. No.

<b>Exhaust System</b>	
Exhaust System, (EXA).....	Fig. 11 - 110
Exhaust System, (ERH) .....	Fig. 11 - 120
Exhaust System, (EVA).....	Fig. 11 - 130
<b>Heat Shields</b>	
Heat Shields, 4.0 (ERH), 4.7 (EVA).....	Fig. 11 - 210

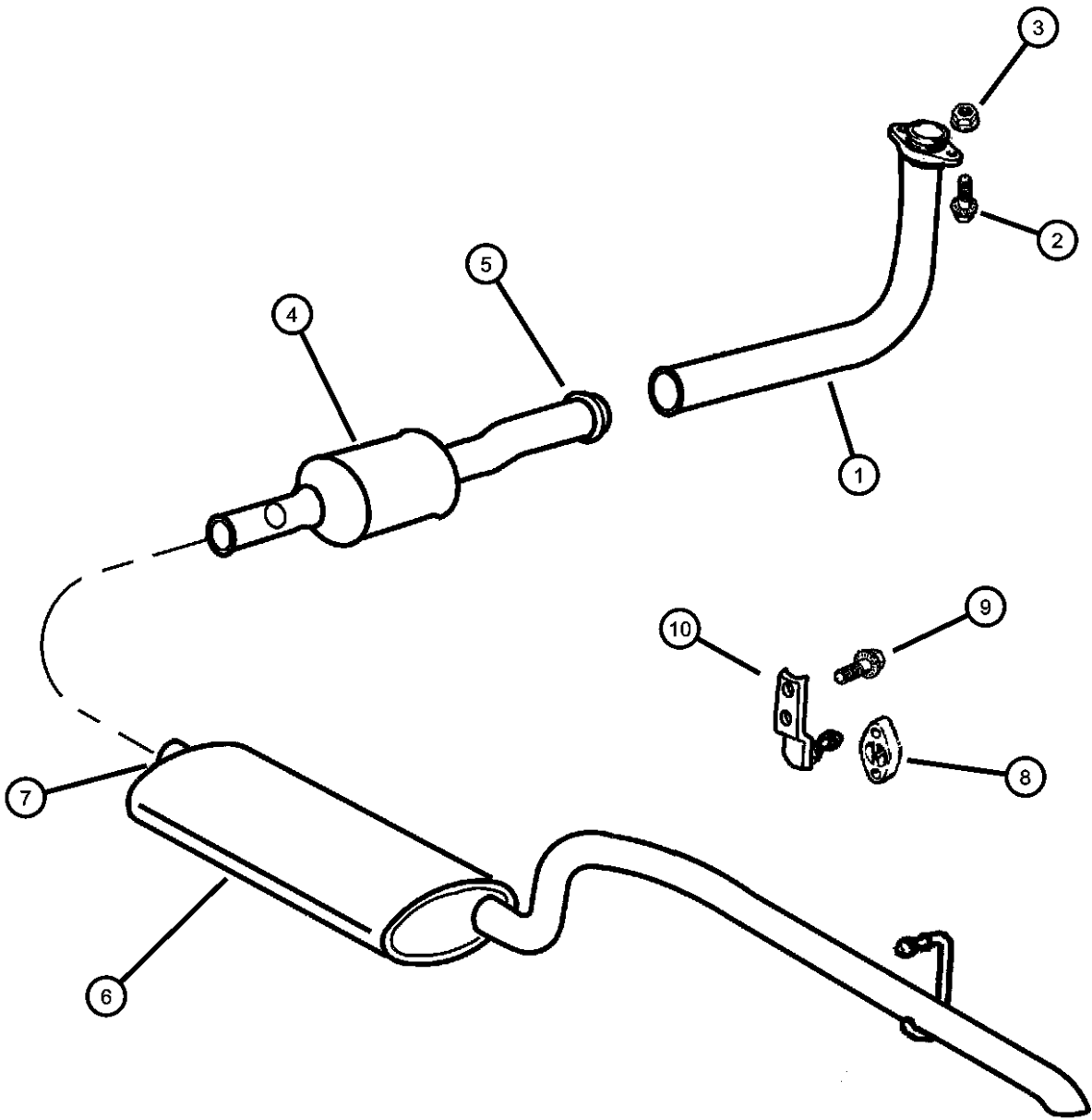
<div><div>011-100</div><div>Exhaust System</div><div></div></div>	<div><div>011-200</div><div>Heat Shields</div><div></div></div>		
---	--	--	--

Exhaust System, (EXA)  
Figure 11-110

ITEM	PART NUMBER	QTY	LINE	SERIES	BODY	ENGINE	TRANS	TRIM	DESCRIPTION
------	----------------	-----	------	--------	------	--------	-------	------	-------------

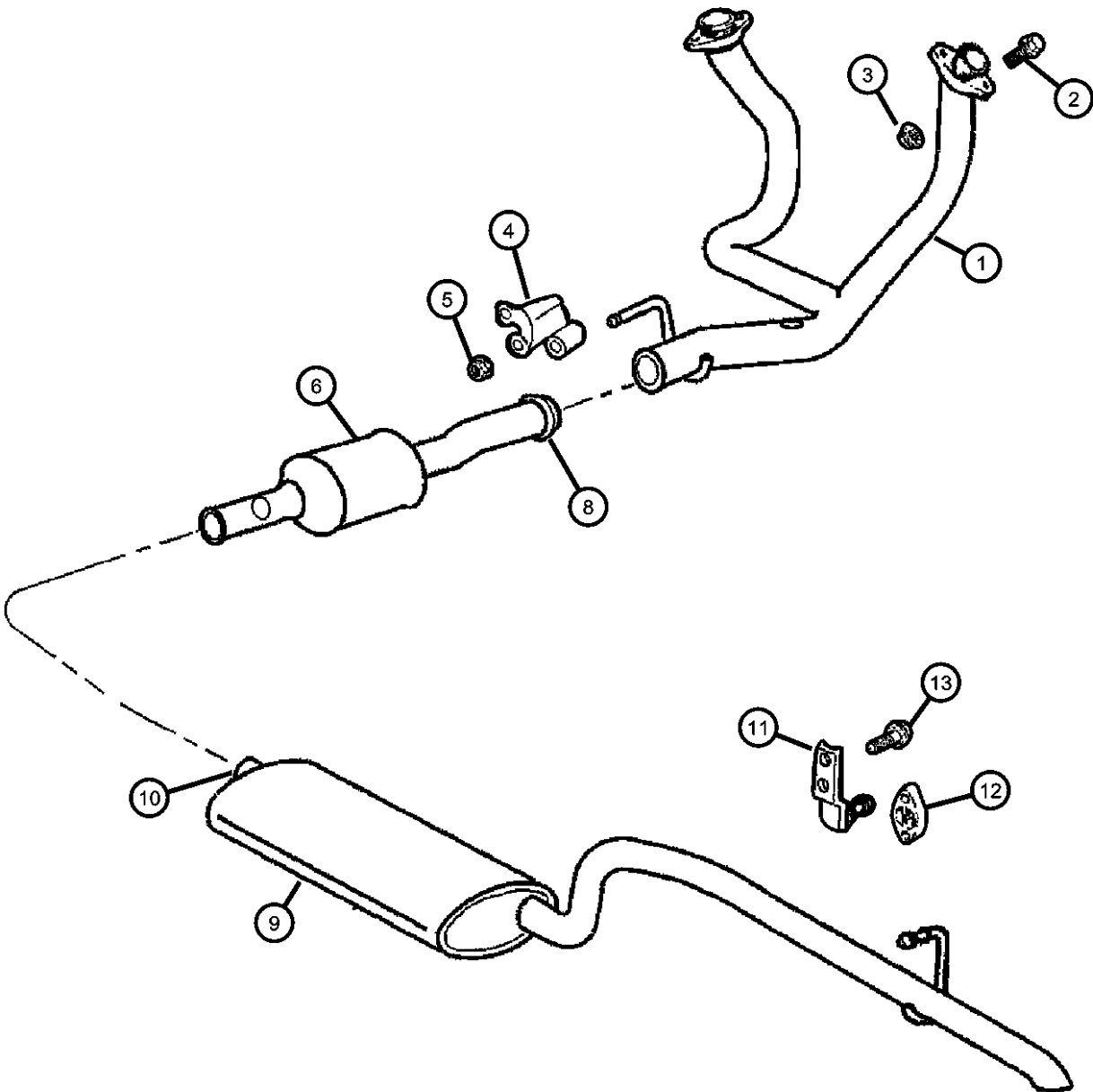
NOTE:  
Sales Codes:  
EX0= 3.1L Turbo Diesel Engine

1	52101037	1				EX0			PIPE, ExhaustFront
2	06505495AA	2				EX0			SCREW, M10x1.50x60.00
3	06503231	2				EX0			NUT, Brake Line
4	52101394AC	1				EX0			CONVERTER, Catalytic
5	52101394AC	1							CLAMP, Serviced in Converter assembly, (NOT SERVICED)
6	52101043AC	1				EX0			MUFFLER AND TAILPIPE, Exhaust
7	52101040	1				EX0			CLAMP, Exhaust
8	52101068AA	1							INSULATOR, Exhaust
9	06101542	1				EX0			SCREW, Hex Head, M8-1.25 x 20
10	52101141AD	1				EX0			HANGER, Tailpipe



AR = use ase required - = Non illustrated part

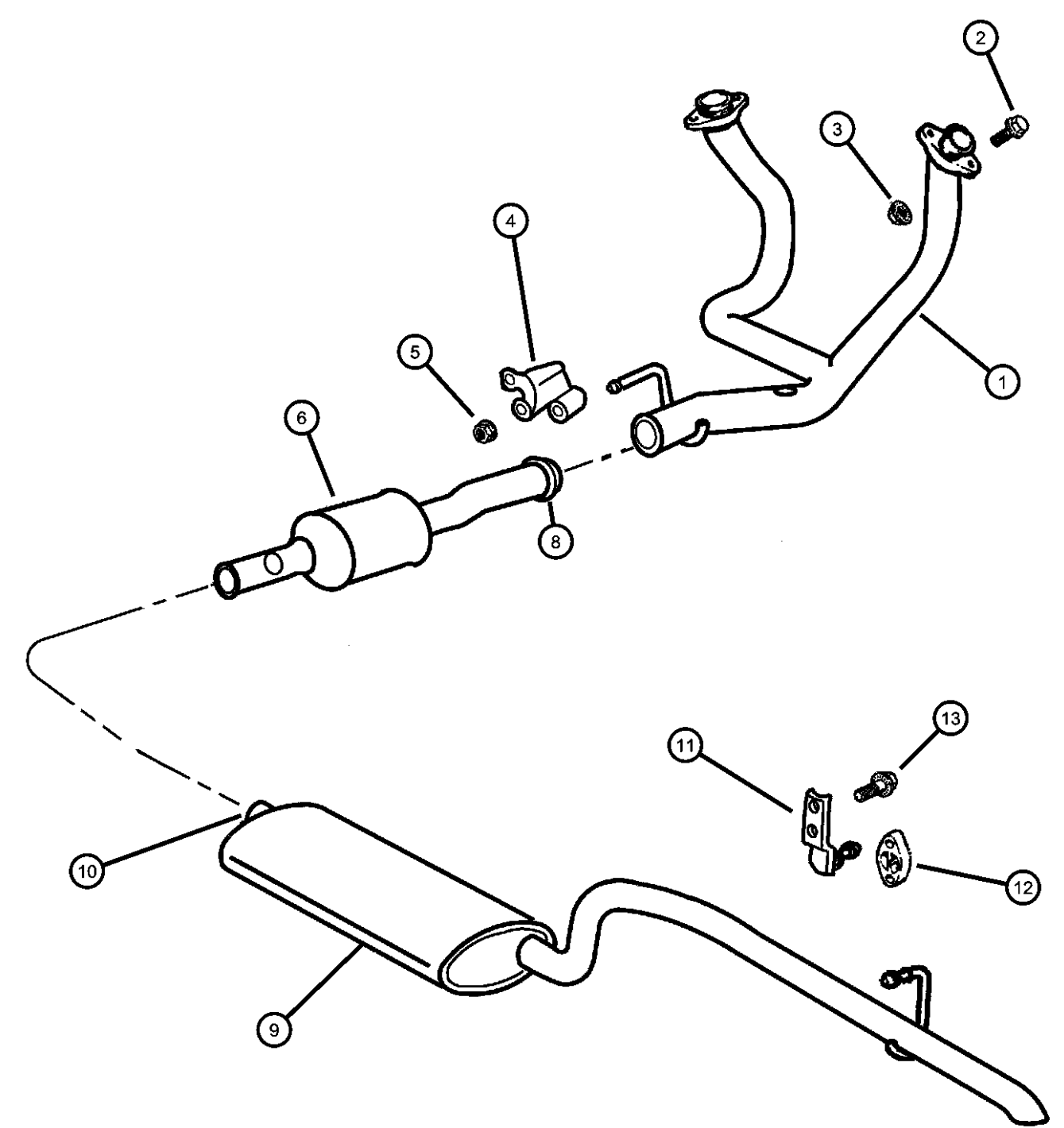
Exhaust System, (ERH)  
Figure 11-120



ITEM	PART NUMBER	QTY	LINE	SERIES	BODY	ENGINE	TRANS	TRIM	DESCRIPTION
Note: ERH = 4.0L Power Tech I-6 ER0 = All 4.0L 6 Cyl Gas Engines EV0 = All 4.7L Gas Engines EX0 = All 3.0/3.1L Turbo Diesel Engines									
1	52101302AA	1				ER0			PIPE, Exhaust
2	06507051AA	4				ER0			SCREW, Hex Head
3	06503231	1					DGK, DGW		NUT, Brake Line
4	52101017AB	1				ER0			HANGER, Exhaust
5	06502696	2							NUT, Hex Flange Lock, M14x1.50
6	52101390	1				ER0			CONVERTER, Catalytic
-7	52101122AA	1				ER0, EV0			RESONATOR, Exhaust
8	52101122AA	1							CLAMP, (NOT SERVICED)
9	52101094AB	1				ER0			MUFFLER AND TAILPIPE, Exhaust
	E0019312ST								Dynomax Cat Back Single Exhaust With Super Turbo Muffler
	E0017308UF								Dynomax Cat Back Single Exhaust With Ultra Flow Muffler
10	52101040	1				ER0			CLAMP, Exhaust
11	52101017AB	1				ER0			HANGER, Exhaust
12	52101068AA	1							INSULATOR, Exhaust
13	06022266	1				ER0			SCREW, Hex Head, .375-16x1.5

AR = use ase required - = Non illustrated part

Exhaust System, (EVA)  
Figure 11-130



The diagram shows an exploded view of an exhaust system. At the top right, a Y-pipe (1) is shown with a hex head screw (2) and a brake line nut (3). Below it, a catalytic converter (6) is shown with a nut (5) and a hanger (4). A resonator (7) is shown with a clamp (8). A muffler and tailpipe (9) are shown at the bottom left, with a clamp (10) and an insulator (11). A tailpipe (12) is shown at the bottom right, with a hex head screw (13).

ITEM	PART NUMBER	QTY	LINE	SERIES	BODY	ENGINE	TRANS	TRIM	DESCRIPTION
Note: ER0 = All 4.0L 6 Cyl Gas Engines EVA = 4.7L Power Tech V8 Engine EV0 = All 4.7L Gas Engines EX0 = All 3.0/3.1L Turbo Diesel Engines									
1	52101092AB E0050324AA	1				EV0			PIPE, Exhaust Mopar V-Line Alternative Part Exhaust Y-Pipe
2	06506012AA	4				EV0			SCREW, Hex Head
3	06503231	4				EV0			NUT, Brake Line
4	52101018AB	1				EV0			HANGER, Exhaust
5	06502696	2				EV0			NUT, Hex Flange Lock, M14x1.50
6	52101093AB 52101393	1 1				EV0 EV0			CONVERTER, Catalytic With Frt Pipe
-7	52101122AA	1				ER0, EV0			RESONATOR, Exhaust, With [NAB] Sales Codes
8	52101122AA	1							CLAMP, Serviced in Converter Assembly, (NOT SERVICED)
9	52101095AB E0019312ST E0017308UF	1				EVA			MUFFLER AND TAILPIPE, Exhaust Dynomax Cat Back Single Exhaust With Super Turbo Muffler Dynomax Cat Back Single Exhaust With Ultra Flow Muffler
10	52101040	1				EVA			CLAMP, Exhaust
11	52101018AB	1				EV0			HANGER, Exhaust
12	52101068AA	1							INSULATOR, Exhaust
13	06101542	1				EX0			SCREW, Hex Head, M8-1.25 x 20

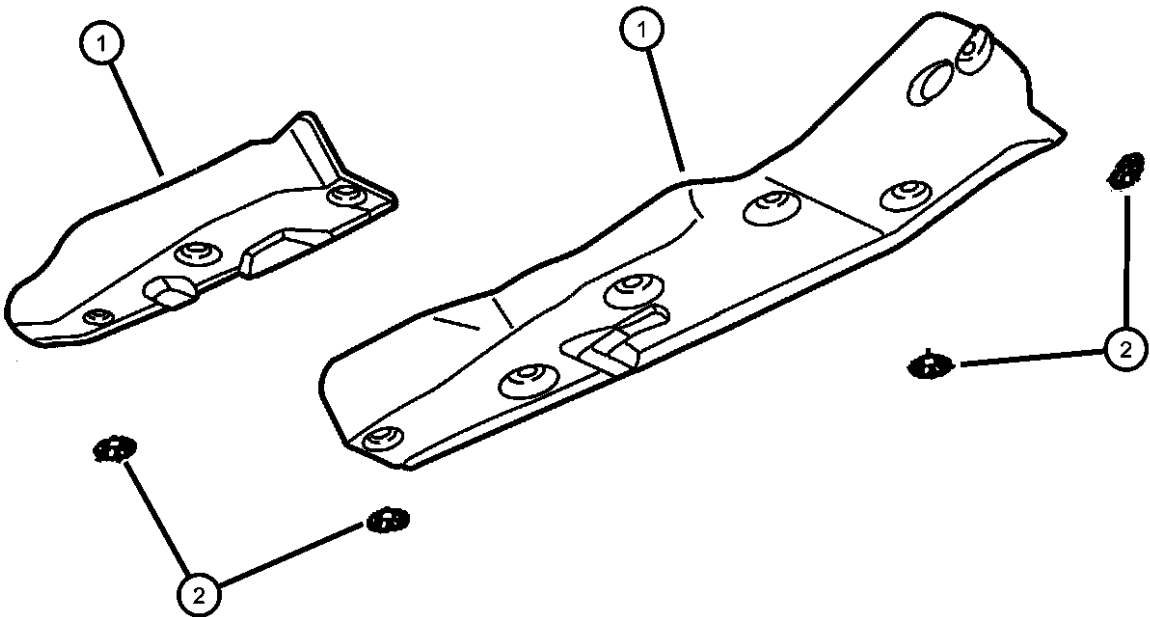
AR = use ase required - = Non illustrated part

Heat Shields, 4.0 (ERH), 4.7 (EVA)  
Figure 11-210

ITEM	PART NUMBER	QTY	LINE	SERIES	BODY	ENGINE	TRANS	TRIM	DESCRIPTION
------	----------------	-----	------	--------	------	--------	-------	------	-------------

Note:  
ERH = 4.0L Power Tech I-6  
EVA = 4.7L Power Tech V8 Engine

1									SHIELD, Heat
	55135709AC	1							SHIELD- HEAT FLOOR
	55135712AD	1							SHIELD- HEAT TUNNEL
2	55135712AD	1							NUT, Heat Shield Attach, M5x1.60, (NOT SERVICED),



AR = use ase required - = Non illustrated part

# Group - 13

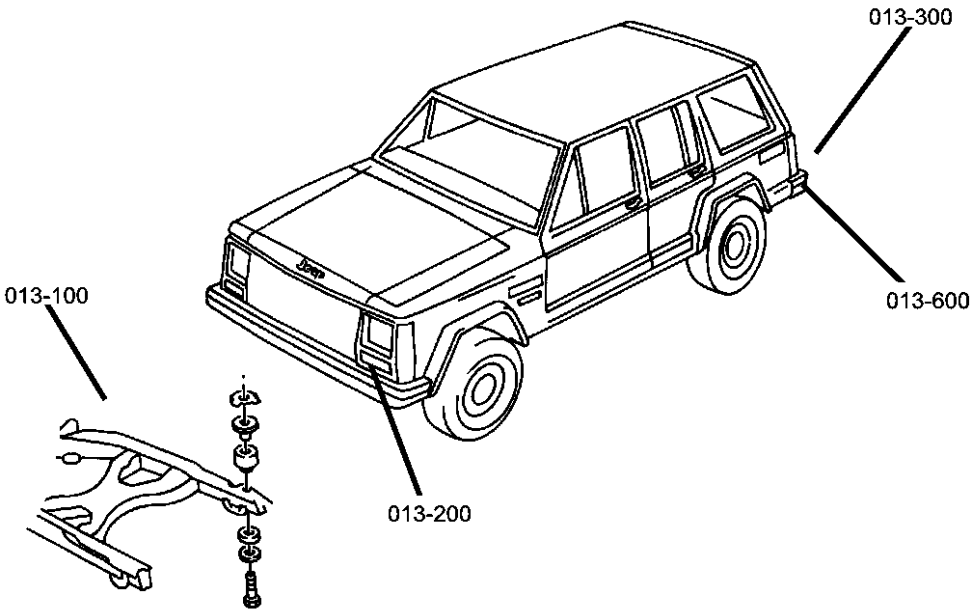
## Frames and Bumpers




### Group - 13 Frames and Bumpers

Illustration Title

Group-Fig. No.

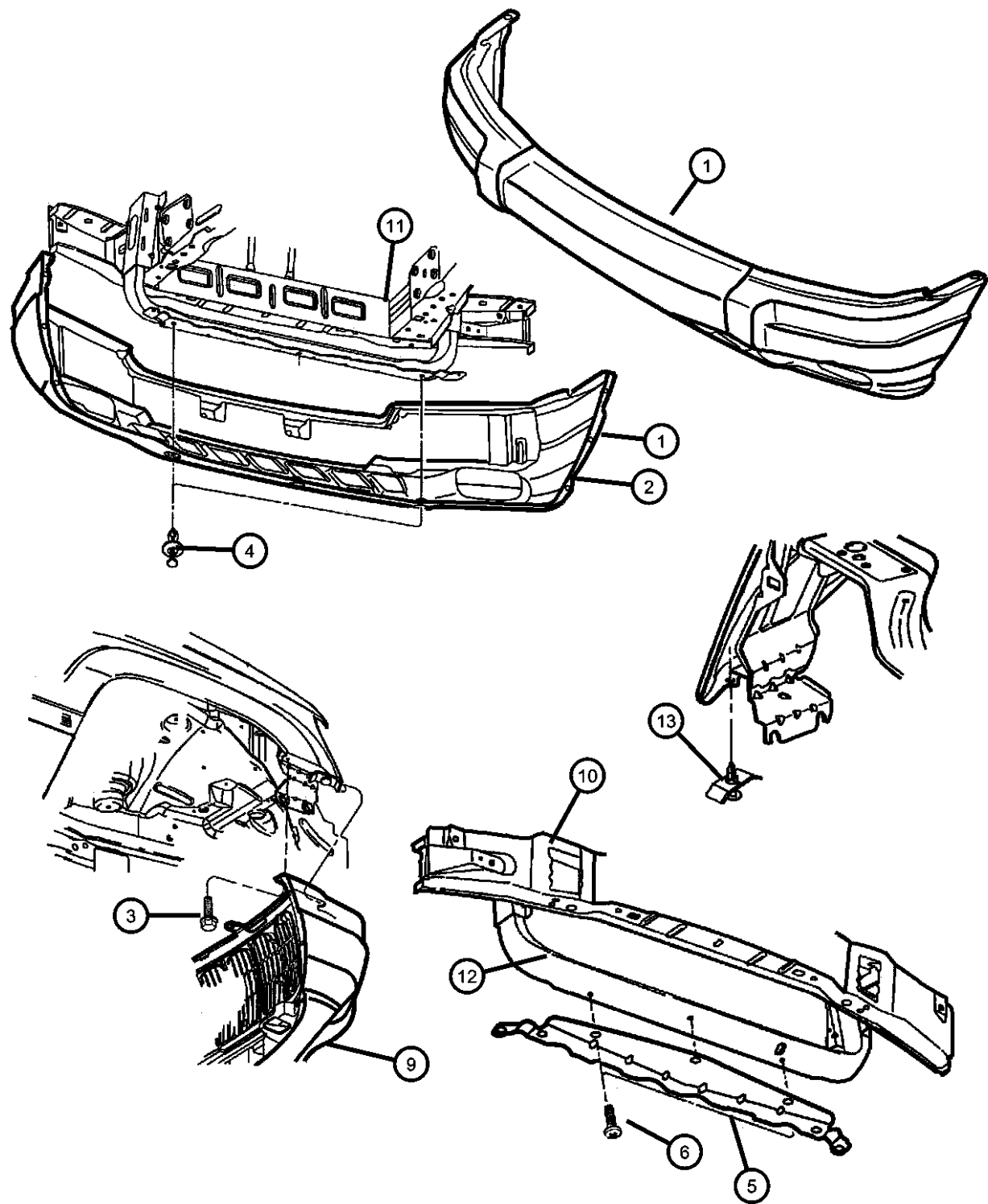
<b>Front Bumper and Fascia</b>	
Bumper, Front .....	Fig. 13 - 240
<b>Rear Bumper and Fascia</b>	
Bumper, Rear.....	Fig. 13 - 340
<b>Trailer Tow</b>	
Tow Eye.....	Fig. 13 - 610
Rear Hitch .....	Fig. 13 - 620



<b>013-200</b> Front Bumper and Fascia	<b>013-300</b> Rear Bumper and Fascia	<b>013-600</b> Trailer Tow	
			



Bumper, Front  
Figure 13-240



ITEM	PART NUMBER	QTY	LINE	SERIES	BODY	ENGINE	TRANS	TRIM	DESCRIPTION
1	5FN33XS9	1		H					FASCIA, Front
2									FASCIA, Front Bumper
	5HG54WB7AA	1		P					Patriot Blue
	5HG54WU-RAA	1		P					Sienna
	5HG54XBQAA	1		P					Steel Blue
	5HG54XGRAA	1		P					Shale Green
	5HG54XSHAA	1		P					Silverstone
	5HG54YU2AA	1		P					Woodland Brown
	5HG54DX8AA	1		P					Black
	5HG54SW1AA	1		P					Stone White
	5HG54VAWAA	1		P					Deep Slate
	5HG54VTEAA	1		P					Champagne Pearl
3	06505813AA	2							SCREW, Hex Flange Head
4	55176248	3							PIN, Push
5	55296138AA	1							BRACKET, Fascia
6	55176248	3							PIN, Push
-7	00154867AA	8							SCREW
-8	06503267	2							SCREW, Round Head, M6x1x25
9	55155995AA	1							LICENSE PLATE KIT
10	55135880	1							CROSSMEMBER, Radiator, Front Lower Front
11	55136113	1							CROSSMEMBER, Radiator, Front Lower Rear
12	55136992AC	1							CROSSMEMBER, Radiator
13	06505361AA	2							PIN, Push
-14									BUMPER, Fascia, Front
	55155953AA	1		P					
	55155954AA	1		H					
-15									GRILLE, Texture
	5GA71DX9AA	1		P					
		1		H					

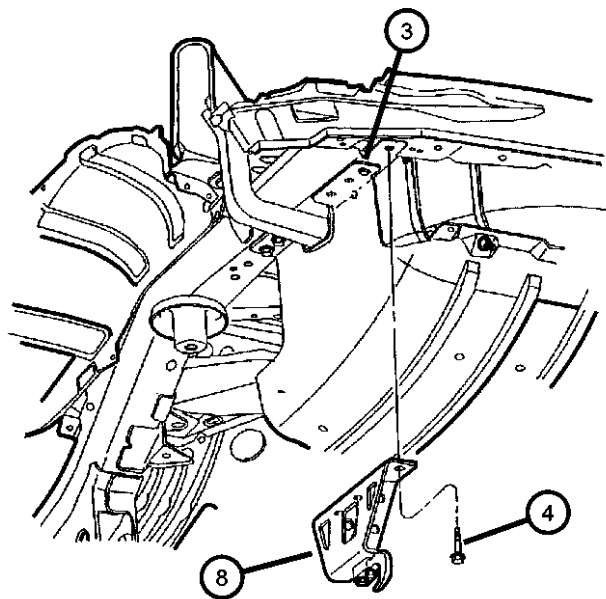
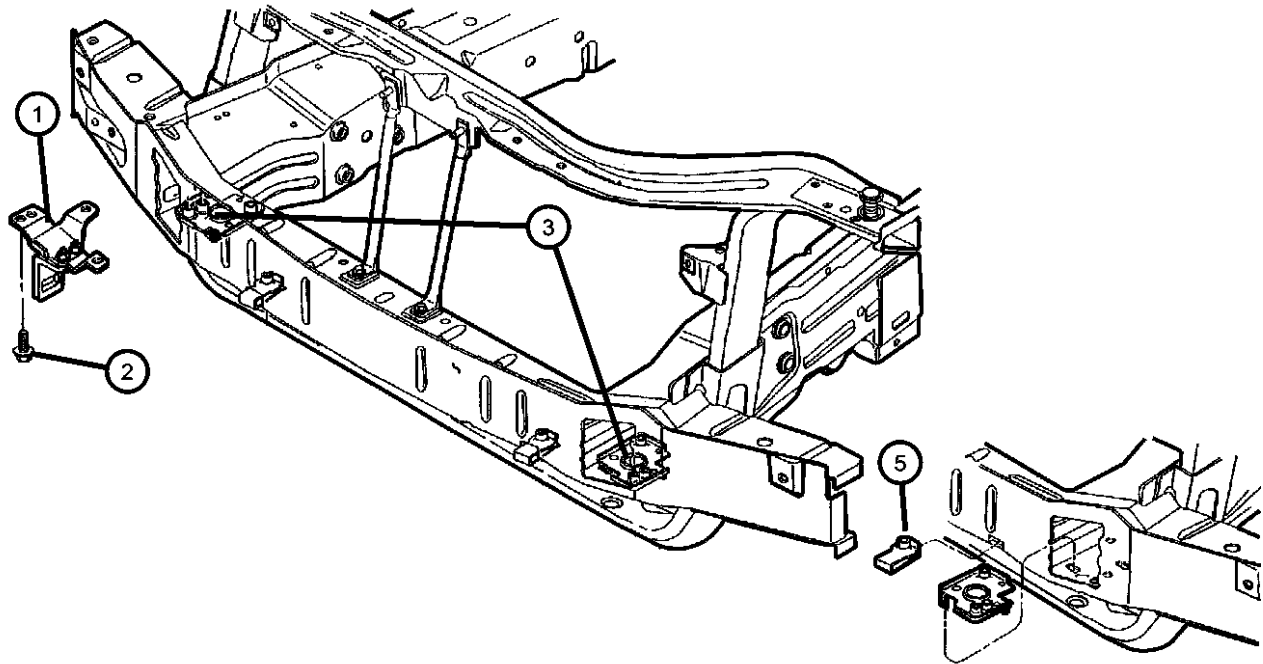
AR = use ase required - = Non illustrated part

Bumper, Rear  
Figure 13-340

ITEM	PART NUMBER	QTY	LINE	SERIES	BODY	ENGINE	TRANS	TRIM	DESCRIPTION
1	55176248	3							PIN, Push
2	06101444	4		P					NUT AND WASHER, Hex, M6x1.0
3	34201631	6							RIVET, M6.25x28 Black
4	00154228	5							SCREW, Tapping, .19-16x.625
5	06035412	1							SCREW
6	05012938AA	1		P					FASCIA, Rear, Paint as Required
7	5FF99XS9	1		H					FASCIA, Rear, Primed
8	06505704AA	2							RIVET
-9	55155695AA	1							CROSSMEMBER, Bumper, Rear
10									ABSORBER, Rear Energy
	55155774AA	1		P					
	55155779AA	1		H					
11									RETAINER, Rear Fascia
	55155775AB	1		P					Left
		1		H					Left
	55155776AB	1		P					Right
		1		H					Right
12									STEP PAD, Rear Fascia
	55155773AA	1		P					
		1		H					
-13	06101447	4							NUT, PACKAGE
14	06503106	8							RETAINER, Push In Type M6.3 Hole
-15									REFLECTOR, Fascia
	55155789AA	1		H					Left
	55155788AA	1		P					Right
		1		H					Right
		1		P					Left

AR = use ase required - = Non illustrated part

Tow Eye  
Figure 13-610

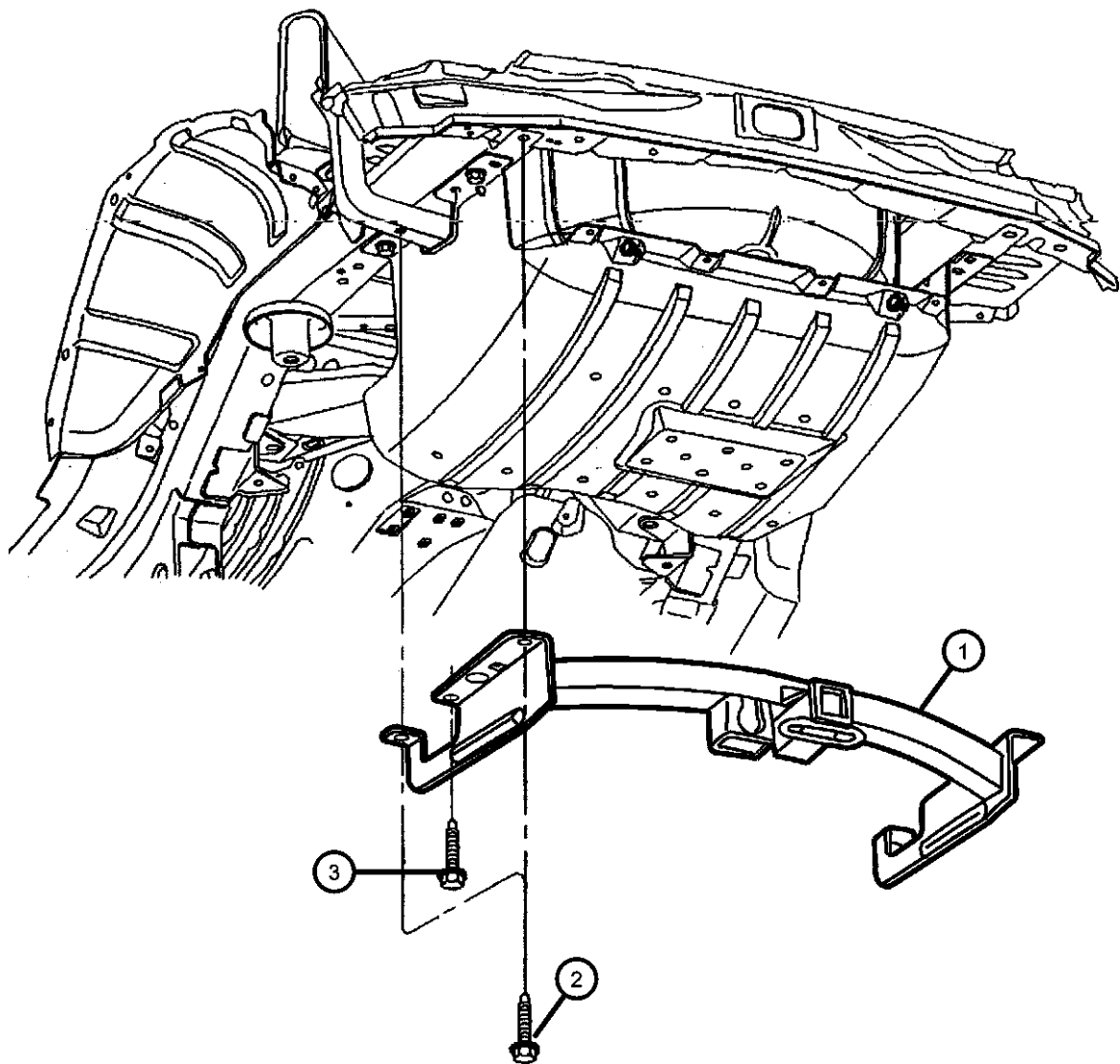


ITEM	PART NUMBER	QTY	LINE	SERIES	BODY	ENGINE	TRANS	TRIM	DESCRIPTION
1	52059158AB	1							EYE, Tow, Towing Front Right
2	06101102	7							BOLT, Hex Head, M12x1.75x45
3	52059156AA	1							TAPPING PLATE, Tow Hook
4	06502557	2							BOLT, Hex Flange Head, M12x1.75x40
5	06504818AA	1							NUT, M10x1.50
-6	52059238AA	1							BRACE, Tow Hook
-7	52059366AA	1							CAP, Tow Hook
8	52059159AA	1							EYE, Tow, Towing Rear

AR = use ase required - = Non illustrated part

Rear Hitch  
Figure 13-620

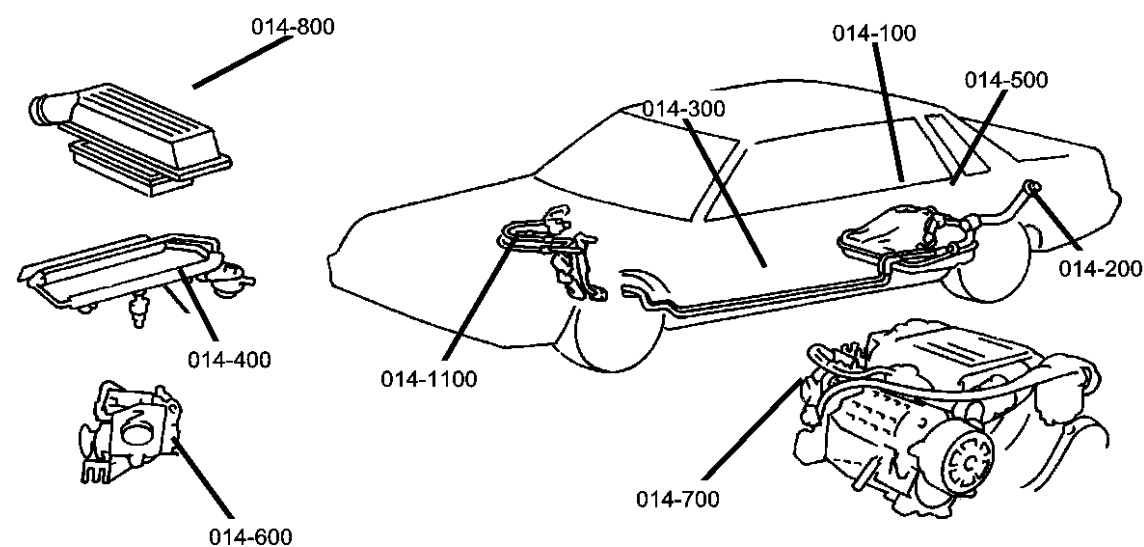
ITEM	PART NUMBER	QTY	LINE	SERIES	BODY	ENGINE	TRANS	TRIM	DESCRIPTION
1									RECEIVER KIT, Trailer Tow
	82204494	1	J, U	H, P	74				Detachable Ball Mount
	82204495	1	J, U	H, P	74				Fixed Ball Mount
2	06101102	8							BOLT, Hex Head, M12x1.75x45
3	06503571	4							SCREW AND WASHER, M10x1.50x35

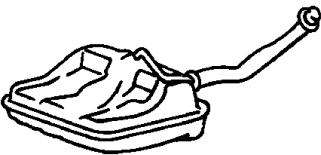
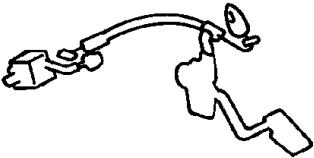




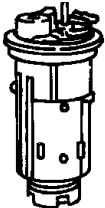

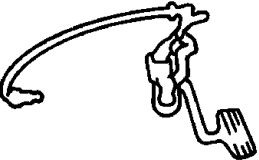
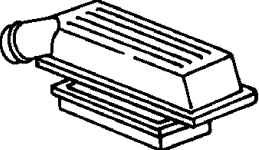
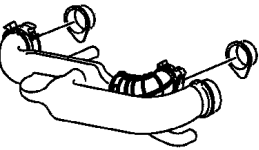


AR = use ase required - = Non illustrated part

# Group - 14

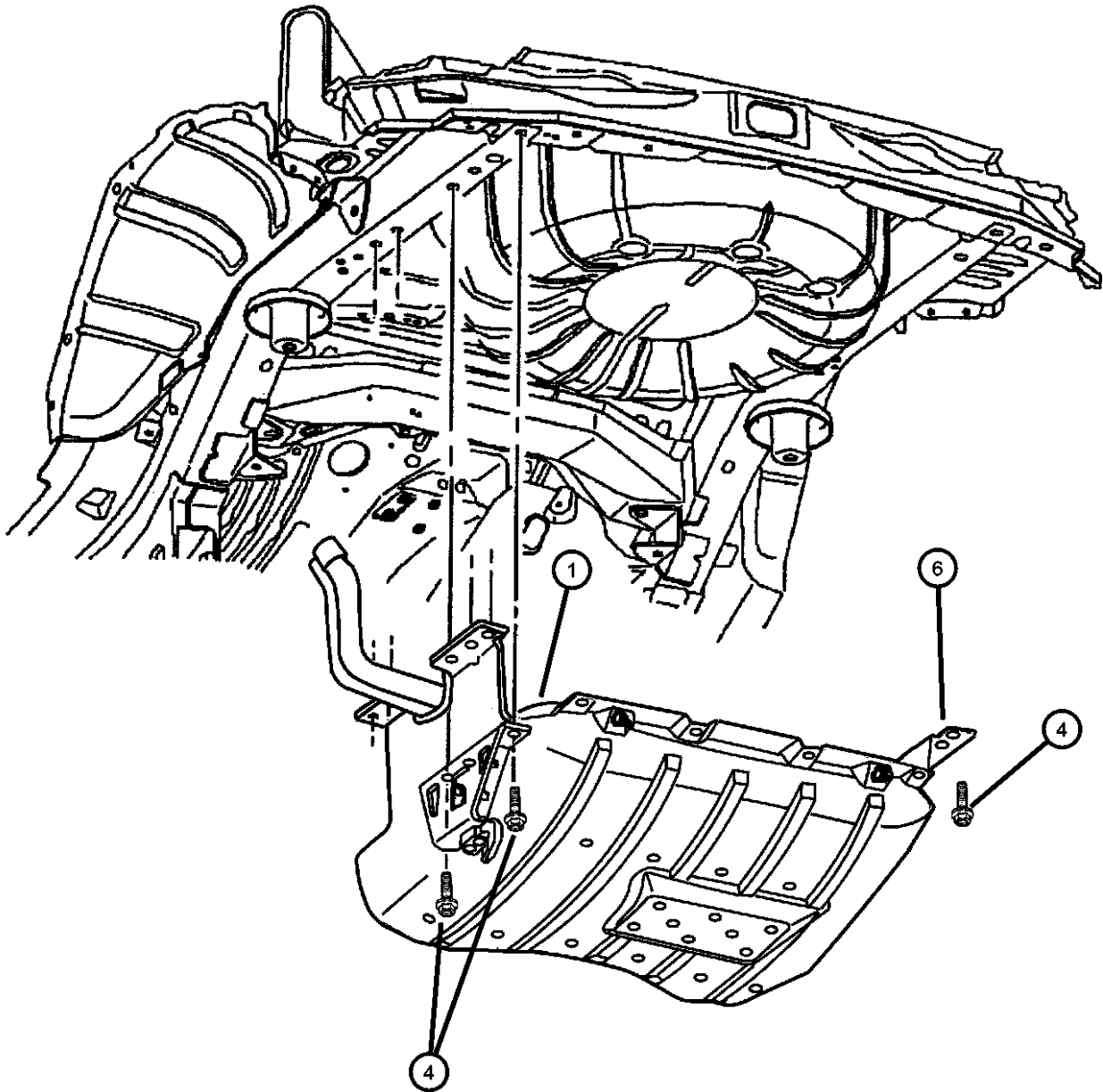
## Fuel



<b>014-100</b> Tank, Fuel	<b>014-1000</b> Speed Control	<b>014-1100</b> Accelerator Pedal	<b>014-200</b> Fuel Tank Filler Tube
			
<b>014-300</b> Fuel Lines	<b>014-400</b> Fuel Rail	<b>014-500</b> Fuel Pump and Sending Unit	<b>014-600</b> Throttle Body
			
<b>014-700</b> Throttle Controls	<b>014-800</b> Air Cleaner	<b>014-900</b> Air Intake System	
			

Group - 14 Fuel	
Illustration Title	Group-Fig. No.
<b>Tank, Fuel</b>	
Fuel Tank .....	Fig. 14 - 110
<b>Fuel Tank Filler Tube</b>	
Fuel Tank Filler Tube.....	Fig. 14 - 210
<b>Fuel Lines</b>	
Front, Fuel Lines & Fuel Separator (EXA).....	Fig. 14 - 310
Fuel Lines, Rear (EXA) .....	Fig. 14 - 320
Fuel Lines, Front, 4.0 (ERH) .....	Fig. 14 - 330
Fuel Lines, Rear, 4.0 (ERH) .....	Fig. 14 - 340
Fuel Lines, Front, 4.7 (EVA) .....	Fig. 14 - 350
Fuel Lines, Rear, 4.7 (EVA) .....	Fig. 14 - 360
<b>Fuel Rail</b>	
Injection System (EXA) .....	Fig. 14 - 410
Fuel Injection Pump (EXA) .....	Fig. 14 - 420
Fuel Rail, (ERH).....	Fig. 14 - 430
Fuel Rail, (EVA) .....	Fig. 14 - 440
<b>Fuel Pump and Sending Unit</b>	
Fuel Pump & Sending Unit .....	Fig. 14 - 510
<b>Throttle Body</b>	
Throttle Body, (ERH).....	Fig. 14 - 610
Throttle Body (EVA) .....	Fig. 14 - 620
Turbo Charger (EXA) .....	Fig. 14 - 630
<b>Throttle Controls</b>	
Throttle Controls, 3.1 (EXA) .....	Fig. 14 - 710
Throttle Controls, 4.0 (ERH).....	Fig. 14 - 720
Throttle Controls, 4.7 (EVA) .....	Fig. 14 - 730
Throttle Controls, Transmission .....	Fig. 14 - 740
<b>Air Cleaner</b>	
Air Cleaner, (EXA).....	Fig. 14 - 810
Air Cleaner, (ERH) .....	Fig. 14 - 820
Air Cleaner, (EVA).....	Fig. 14 - 830
<b>Air Intake System</b>	
Air Intake (EVA, EXA, ERH) .....	Fig. 14 - 910
<b>Speed Control</b>	
Speed Control .....	Fig. 14 - 1010
<b>Accelerator Pedal</b>	
Accelerator Pedal, 4.0 (ERH), 4.7 (EVA) & 3.1 (EXA).....	Fig. 14 - 1110

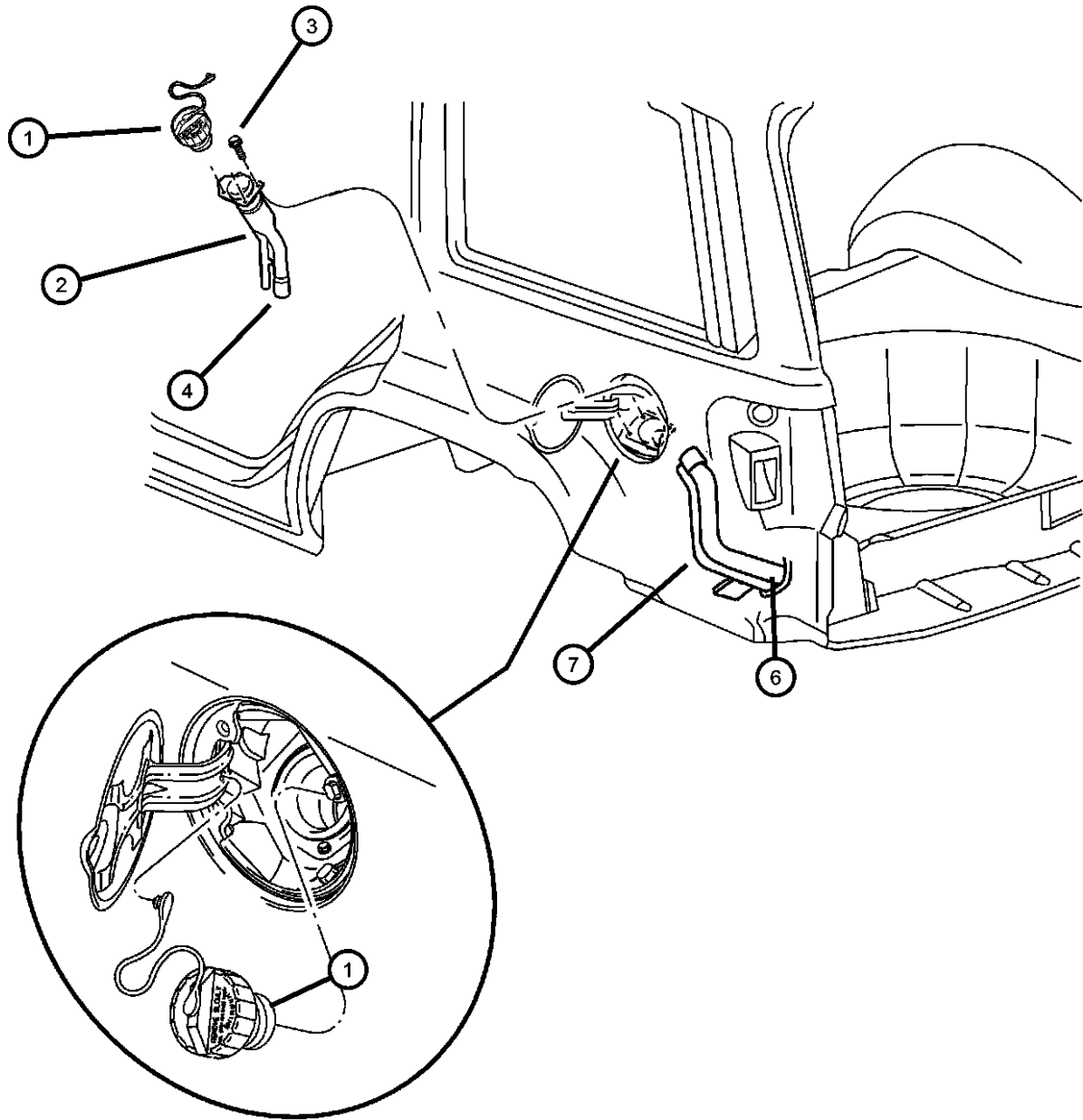
Fuel Tank  
Figure 14-110



ITEM	PART NUMBER	QTY	LINE	SERIES	BODY	ENGINE	TRANS	TRIM	DESCRIPTION
NOTE: Sales Codes: ERH=4.0L Engine ER0=All 4.0L 6 Cyl Gas Engines EVA=4.7L V-8 Engine EXA=3.1L Turbo Diesel Engine EX0=All 3.0/3.1L Turbo Diesel Engines									
1	52100364AA	1				ER0, EVA			TANK, Fuel - Plastic
		1				EX0			
-2	06504171	2				ER0, EVA			SCREW, Hex Flange Head, M8x1.25x32
		2				EX0			
-3	52100216	2				EX0			STRAP, Fuel Tank
		2				ER0, EVA			
4	06101102	7							BOLT, Hex Head, M12x1.75x45
-5	06101467	2							NUT, Hex Flange, M8x1.25
6	52100376AB	1				EX0			SKID PLATE, Fuel Tank
		1				ER0, EVA			
-7	55136160AE	1							SHIELD, Fuel Tank
-8	34201631	6							RIVET, M6.25x28 Black
-9	34201631	6							NUT, Heat Shield Attach, (NOT SERVICED)
-10	52098655AB	1				ER0, EVA			HOSE, Axle Vent

AR = use ase required - = Non illustrated part

Fuel Tank Filler Tube  
Figure 14-210

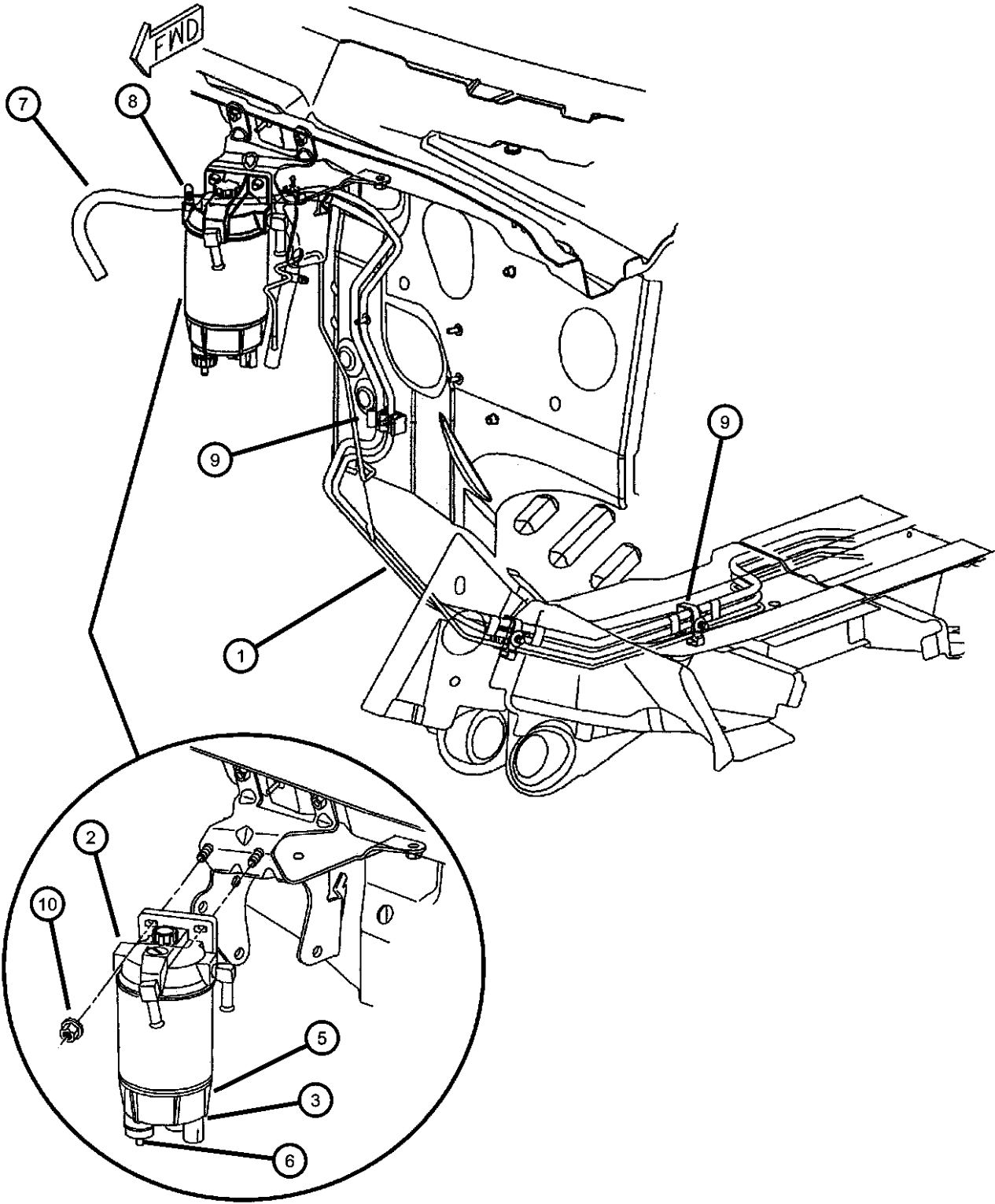


ITEM	PART NUMBER	QTY	LINE	SERIES	BODY	ENGINE	TRANS	TRIM	DESCRIPTION
Note:									
ER0 = All 4.0L 6 Cyl Gas Engines									
EVA = 4.7L Power Tech V8 Engine									
EV0 = All 4.7L Gas Engines									
EX0 = All 3.0/3.1L Turbo Diesel Engines									
NAB = Leaded Fuel Emissions									
NA3 = European III Emissions									
1	05278679AA	1							CAP, Fuel Filler
2									TUBE, Fuel Filler
	52100064AD	1				ER0, EV0			With Sales Code [NA3]
	52100267AD	1				ER0, EV0			With Sales Code [NAB]
		1				EX0			Diesel Only
3	00154236	3							SCREW, Stake, .19-24
4	00154236	3							CLAMP, Hose, (NOT SERVICED)
-5	00154236	3							CLAMP, Hose, (NOT SERVICED)
6									HOSE, Fuel Filler
	52100072AC	1				EX0			
		1				ER0, EVA			
7									HOSE, Fuel Tank Vent
	52100073AC	1				EX0			
		1				ER0, EVA			

AR = use ase required - = Non illustrated part



Front, Fuel Lines & Fuel Separator (EXA)  
Figure 14-310

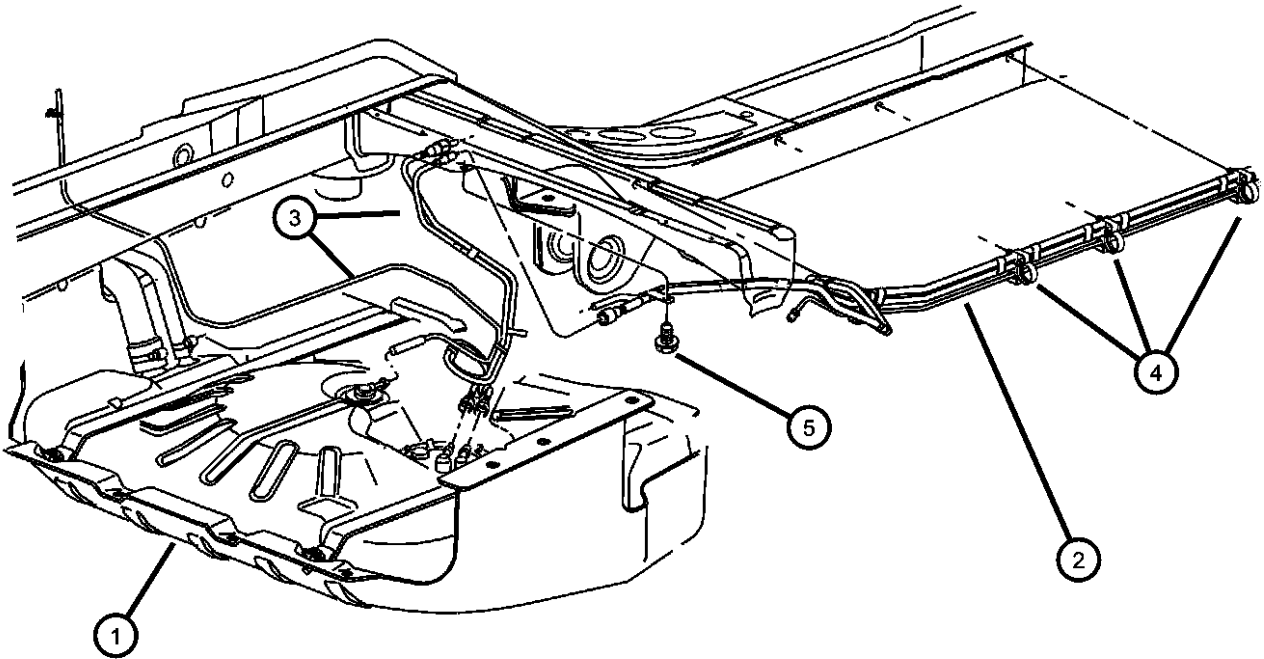


ITEM	PART NUMBER	QTY	LINE	SERIES	BODY	ENGINE	TRANS	TRIM	DESCRIPTION
NOTE: Sales Codes: EX0=All Diesel Engines									
1	52100189AD	1				EX0			BUNDLE, Fuel Line
2	05014017AA	1				EX0			HEAD, Fuel Filter
3	04723901	1				EX0			VALVE KIT, Fuel Filter Check
-4	04723905	1				EX0			FILTER, Fuel
5	05014018AA	1				EX0			BOWL, Fuel Filter
6	04723907	1				EX0			DRAIN, Fuel Filter Bowl
7	HFV00038AB	1				EX0			HOSE 1FT, Fuel & Vapor, 3/8"
8	52079632AA	1				EX0			CLAMP, Oil Cooler Tube
9	52079632AA	1							CLAMP, Fuel Line, (NOT SERVICED)
10	06101675	2				EX0			NUT, Hex Flange Lock, M8x1.25

AR = use ase required - = Non illustrated part

Fuel Lines, Rear (EXA)  
Figure 14-320

ITEM	PART NUMBER	QTY	LINE	SERIES	BODY	ENGINE	TRANS	TRIM	DESCRIPTION
NOTE: Sales Codes: EX0=All Diesel Engines									
1	06101675	2							TANK, Fuel, See Group 14 Ilustracion # 110, (NOT SERVICED)
2	52100189AD	1				EX0			BUNDLE, Fuel Line
3	52100258AC	1				EX0			TUBE, Fuel
4	52100258AC	1							CLIP, Fuel Line, (NOT SERVICED)
5	06102132AA	1				EX0			SCREW, Hex Head, M6x1x20



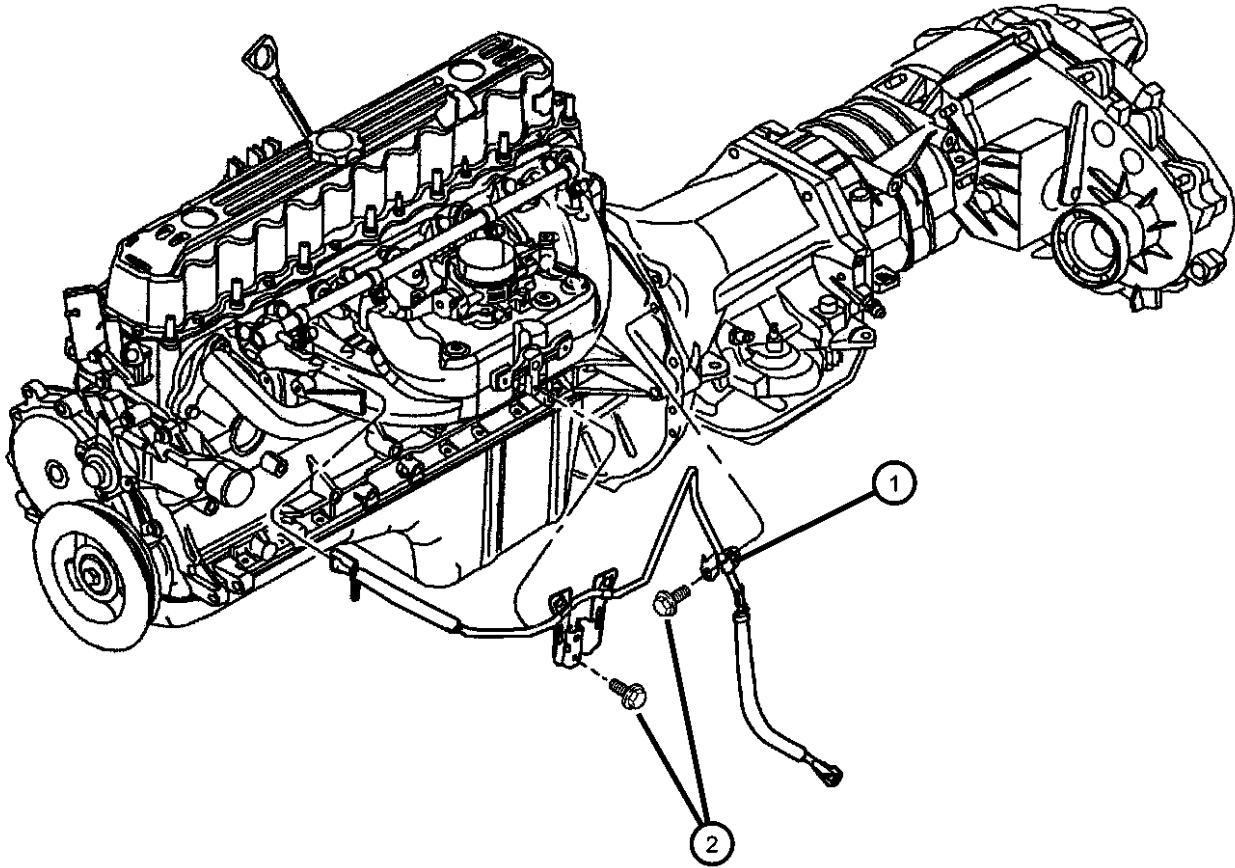
AR = use ase required - = Non illustrated part

Fuel Lines, Front, 4.0 (ERH)  
Figure 14-330

ITEM	PART NUMBER	QTY	LINE	SERIES	BODY	ENGINE	TRANS	TRIM	DESCRIPTION
------	----------------	-----	------	--------	------	--------	-------	------	-------------

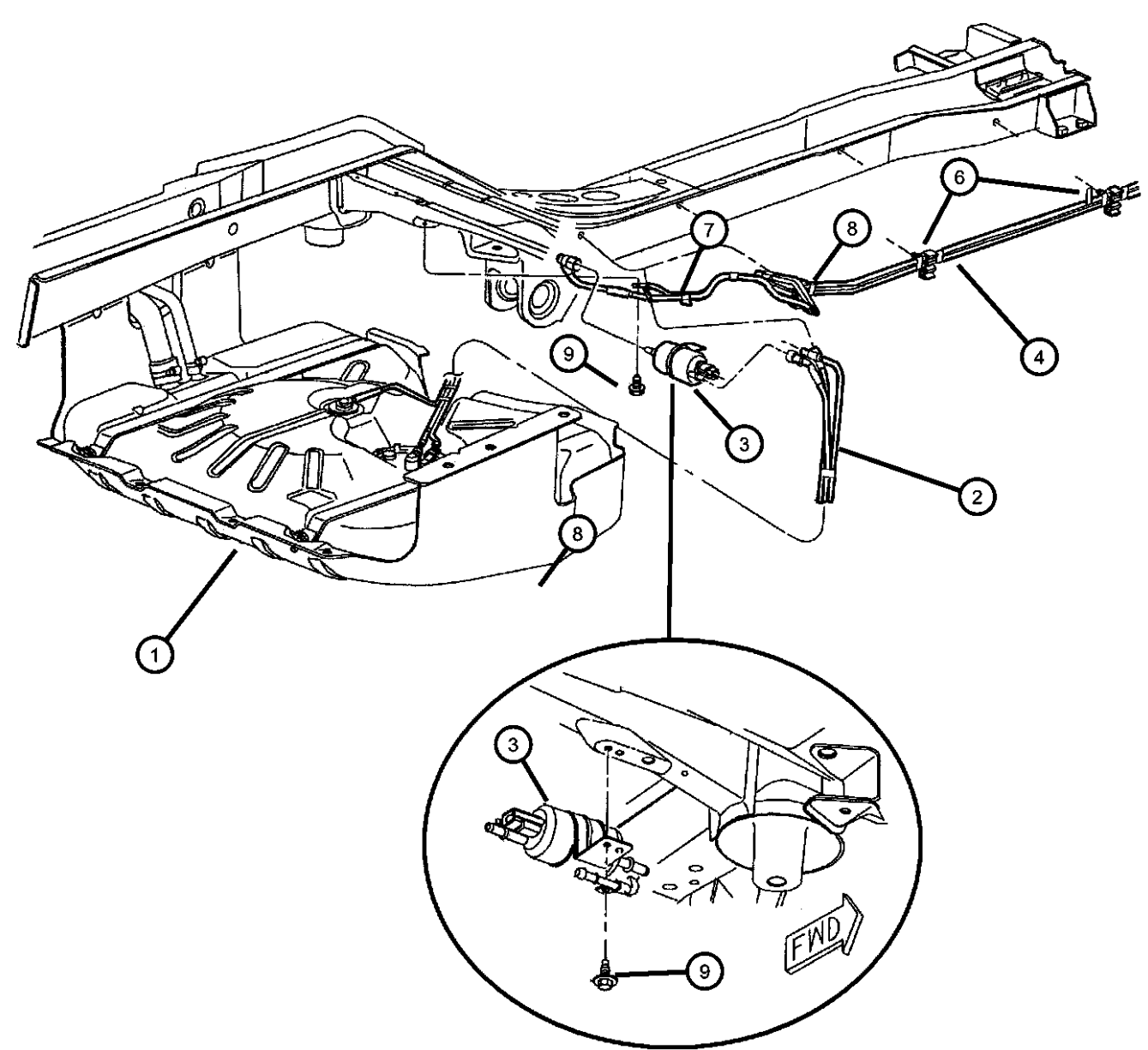
NOTE:  
Sales Codes:  
ERH=4.0L Power Tech I-6  
ER0=All 4.0L In Line 6 Engines

1	52100041AG	1				ER0			BUNDLE, Fuel Line
2	06501979	2				ER0			SCREW AND WASHER, Hex Head, M6x1x17



AR = use ase required - = Non illustrated part

Fuel Lines, Rear, 4.0 (ERH)  
Figure 14-340



NOTE:  
Sales Codes:  
ERH=4.0L Power Tech I-6  
ER0=All 4.0L In Line 6 Engines  
EV0=All 4.7L Gas Engines

ITEM	PART NUMBER	QTY	LINE	SERIES	BODY	ENGINE	TRANS	TRIM	DESCRIPTION
1	06501979	2							TANK, Fuel, See Group 14 Illustration # 110, (NOT SERVICED)
2	52100196AE	1				ER0, EVA			TUBE, Fuel
3	52100283AC	1				ER0, EV0			FILTER AND REGULATOR, Fuel
4	52100249AD	1				ER0, EV0			TUBE, Fuel Supply
-5	52100395AB	1	U			ER0, EV0			TUBE, Fuel Vapor, TUBE ASSY-FUEL VAPOR FRT
6	04695819	6				ER0, EV0			CLIP, Fuel Bundle
7	34202997	1				ER0, EV0			CLIP, Wrap Around Sealing
8	00120526	1				ER0, EV0			CLIP, Fuel
9	06102132AA	2				ER0, EV0			SCREW, Hex Head, M6x1x20

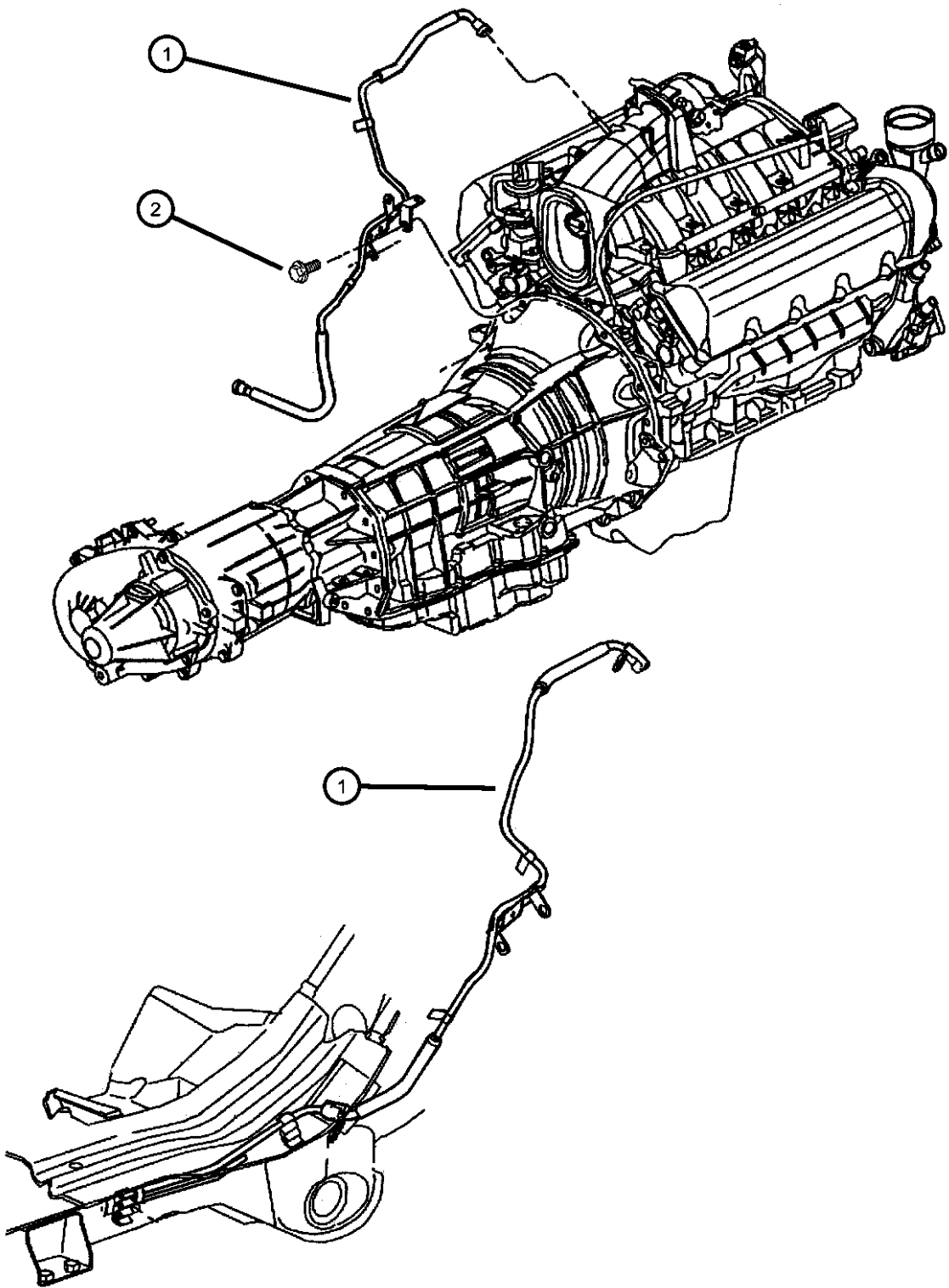
AR = use ase required - = Non illustrated part

Fuel Lines, Front, 4.7 (EVA)  
Figure 14-350

ITEM	PART NUMBER	QTY	LINE	SERIES	BODY	ENGINE	TRANS	TRIM	DESCRIPTION
------	----------------	-----	------	--------	------	--------	-------	------	-------------

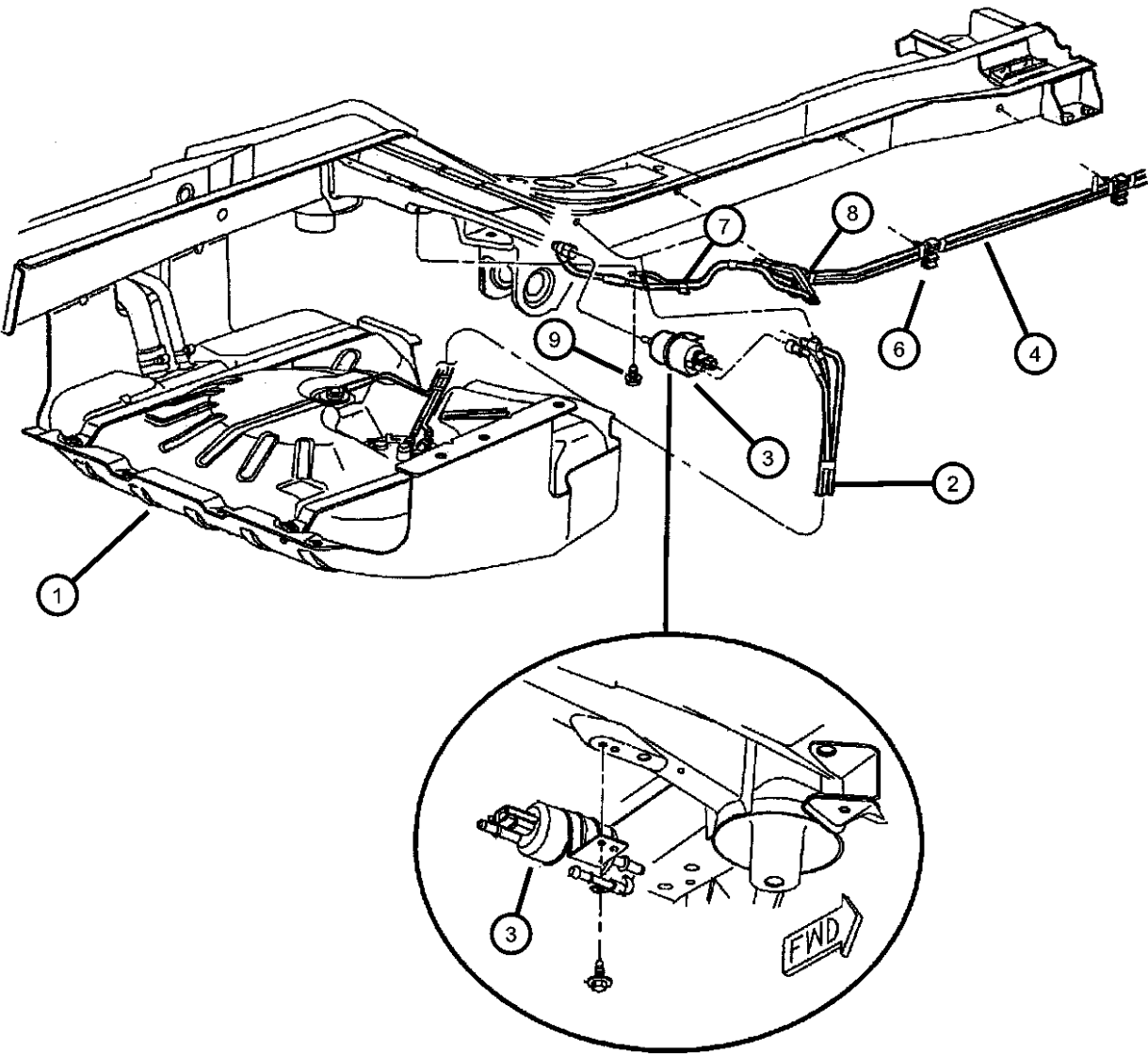
NOTE:  
Sales Codes:  
DG4=Multi-Speed Automatic Transmission 45RFE  
EVA=4.7L V-8 Engine  
EV0=All 4.7L Gas Engines

1	52100043AE	1				EV0			BUNDLE, Fuel Line
2	06022266	1					DG4		SCREW, Hex Head, .375-16x1.5



AR = use ase required - = Non illustrated part

Fuel Lines, Rear, 4.7 (EVA)  
Figure 14-360

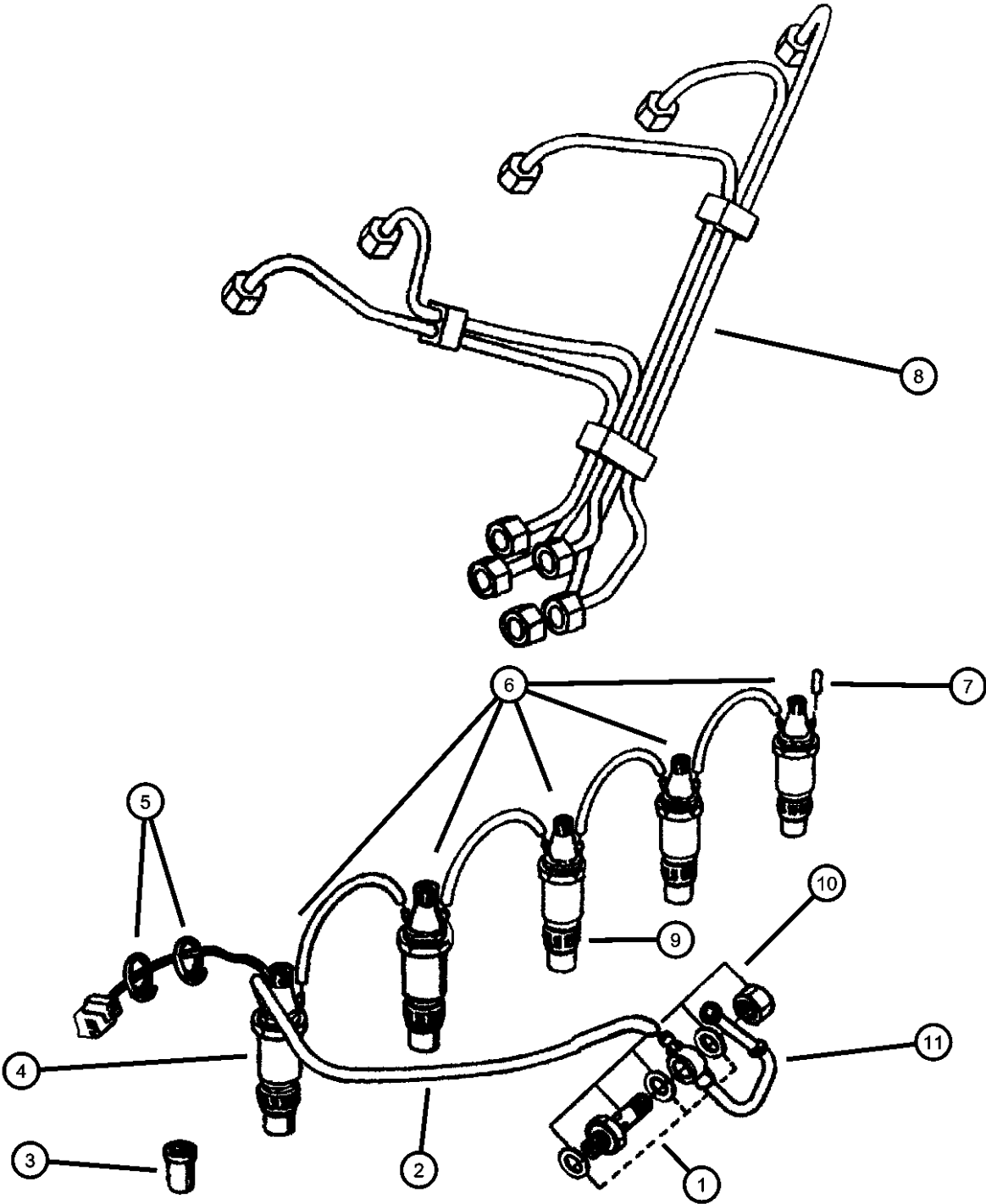


ITEM	PART NUMBER	QTY	LINE	SERIES	BODY	ENGINE	TRANS	TRIM	DESCRIPTION
NOTE: Sales Codes: ER0=All 4.0L 6 Cyl Gas Engines EVA=4.7L V-8 Engine EV0=All 4.7L Gas Engines									
1	06022266	1							TANK, Fuel, See Group 14 Illustration # 110, (NOT SERVICED)
2	52100196AE	1				ER0, EVA			TUBE, Fuel
3	52100283AC	1				ER0, EV0			FILTER AND REGULATOR, Fuel
4	52100249AD	1				ER0, EV0			TUBE, Fuel Supply
-5	52100395AB	1	U			ER0, EV0			TUBE, Fuel Vapor
6	04695819	6				ER0, EV0			CLIP, Fuel Bundle
7	34202997	1				ER0, EV0			CLIP, Wrap Around Sealing
8	00120526	1				ER0, EV0			CLIP, Fuel
9	06102132AA	1							SCREW, Hex Head, M6x1x20

AR = use ase required - = Non illustrated part

Injection System (EXA)  
Figure 14-410

ITEM	PART NUMBER	QTY	LINE	SERIES	BODY	ENGINE	TRANS	TRIM	DESCRIPTION
Note: DG0 = All Automatic Transmissions EXA = 3.1L 5 Cyl Turbo Diesel EX0 = All 3.0/3.1L Turbo Diesels									
1	04720703	2				EX0	DG0		WASHER, Plain
2	04720190AB	1				EX0	DG0		PIPE, Fuel Spill Return
3	04723346	5				EX0	DG0		NOZZLE, Fuel Injector
4	05014990AA	1				EX0	DG0		INJECTOR, Fuel
5	04728184	3				EX0	DG0		CLIP, Spill Return Pipe
6	04720189AB	4				EX0	DG0		PIPE, Fuel Spill Return
7	04720197AB	1				EX0	DG0		PLUG, Cylinder Block Oil Hole
8	05014988AA	1				EX0	DG0		TUBE, Fuel Injector Supply
9	05014989AA	4				EX0	DG0		INJECTOR, Fuel
10	04874444	1				EX0	DG0		VALVE, Flow Control
11	04864579	1				EX0	DG0		BANJO, Fuel



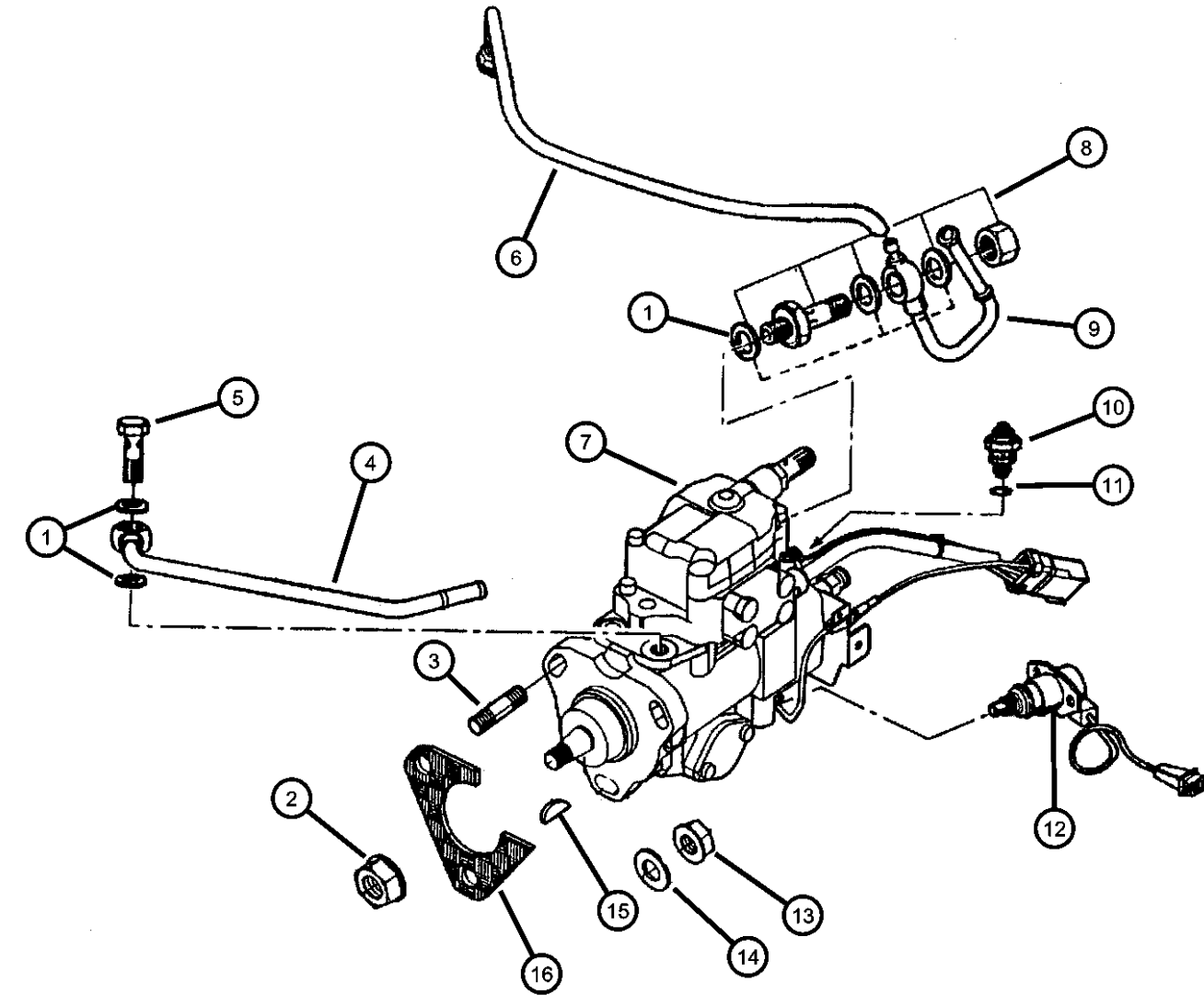
AR = use ase required - = Non illustrated part

Fuel Injection Pump (EXA)  
Figure 14-420

ITEM	PART NUMBER	QTY	LINE	SERIES	BODY	ENGINE	TRANS	TRIM	DESCRIPTION
------	-------------	-----	------	--------	------	--------	-------	------	-------------

NOTE:  
Sales Codes:  
EX0=All Diesel Engine  
DG0=Automatic Transmission

1	04720703	2				EX0	DG0		WASHER, Plain
2	04883402AA	1				EX0	DG0		NUT
3	04723241	3				EX0	DG0		STUD
4	05014991AA	1				EX0	DG0		BANJO, Fuel
5	04720367	1				EX0	DG0		BOLT, Banjo
6	04720190AB	1				EX0	DG0		PIPE, Fuel Spill Return
7	05014992AA	1				EX0	DG0		PUMP, Fuel Injection
8	04874444	1				EX0	DG0		VALVE, Flow Control
9	04864579	1				EX0	DG0		BANJO, Fuel
10	04723264	1				EX0	DG0		SOLENOID, Fuel Shut Off Valve
11	04723266	1				EX0	DG0		O RING, Fuel Solenoid
12	04797786	1				EX0	DG0		ADVANCE, Automatic Injection
13	04778961	22				EX0	DG0		NUT
14	04720193	3				EX0	DG0		WASHER, Flat
15	04720198	1				EX0	DG0		KEY, Fuel Injection Pump
16	04720196	1				EX0	DG0		GASKET, Injection Pump



AR = use ase required - = Non illustrated part

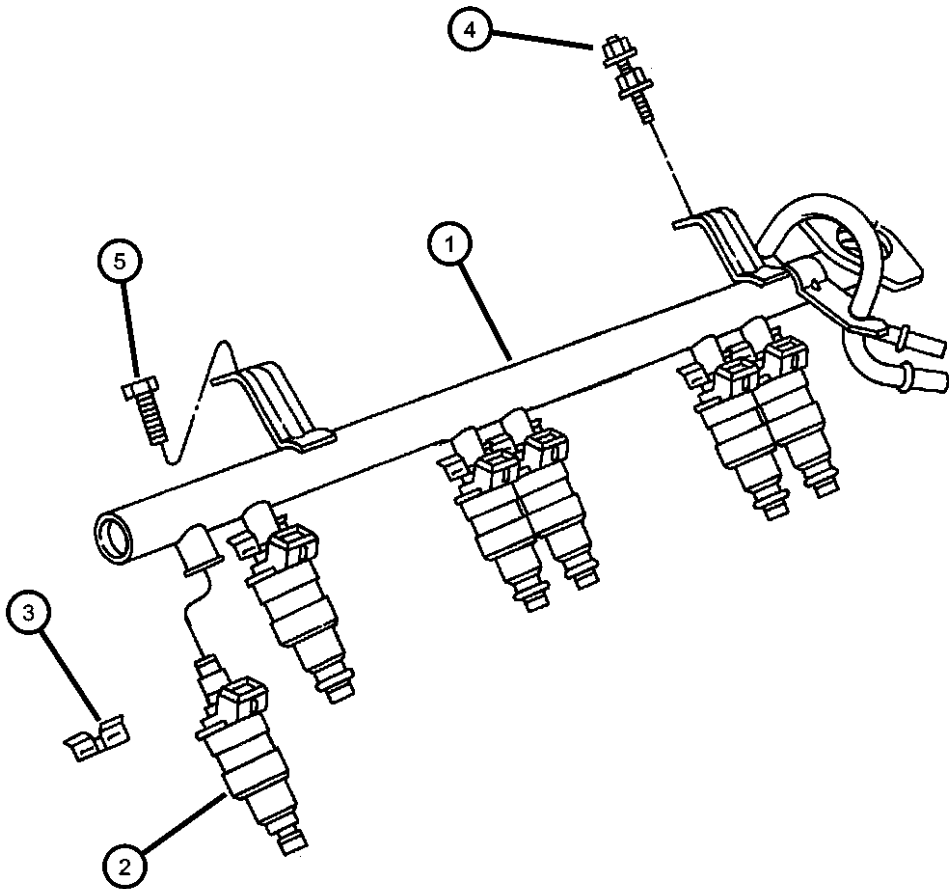


Fuel Rail, (ERH)  
Figure 14-430

ITEM	PART NUMBER	QTY	LINE	SERIES	BODY	ENGINE	TRANS	TRIM	DESCRIPTION
------	----------------	-----	------	--------	------	--------	-------	------	-------------

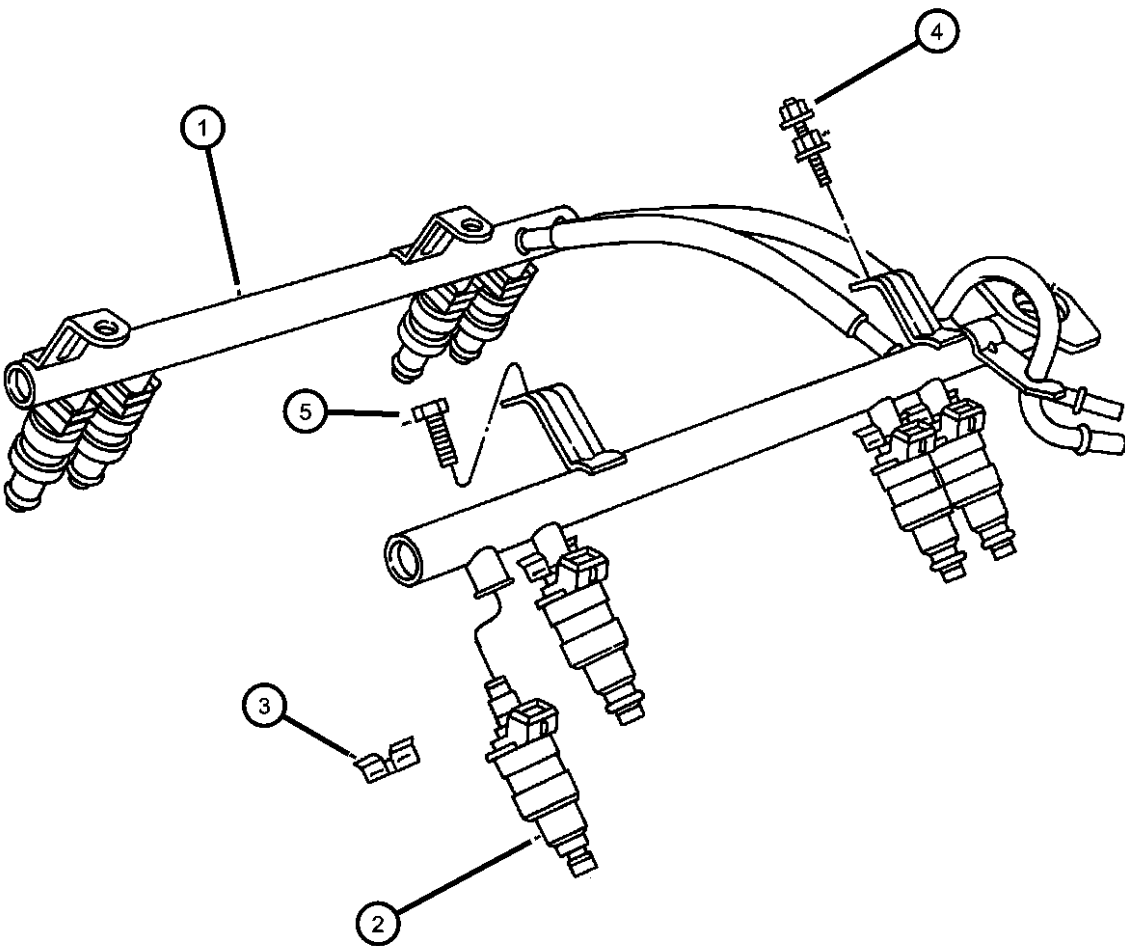
Note:  
ERH = 4.0L Power Tech I-6  
ER0 = All 4.0L 6 Cyl Gas Engines  
EV0 = All 4.7L Gas Engines

1	05014496AA	1				ER0			RAIL, Fuel
2	04854181	6				ER0			INJECTOR, Fuel
3	04418257	6				ER0			CLIP, Fuel Injector
4	06502647	2				ER0			STUD, M6x1.00x44
5	06505504AA	4				EV0			SCREW



AR = use ase required - = Non illustrated part

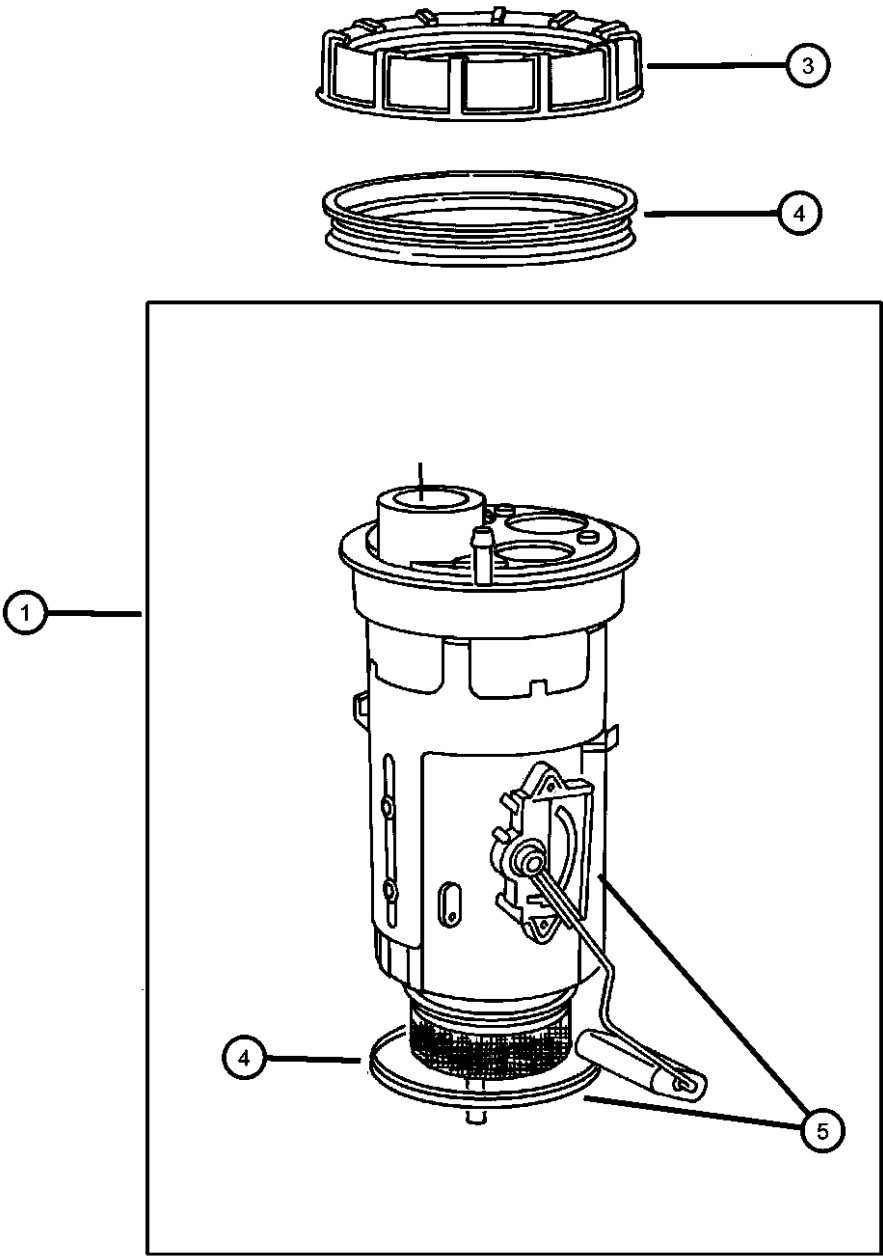
Fuel Rail, (EVA)  
Figure 14-440



ITEM	PART NUMBER	QTY	LINE	SERIES	BODY	ENGINE	TRANS	TRIM	DESCRIPTION
Note: ER0 = All 4.0L 6 Cyl Gas Engines EVA = 4.7L Power Tech V8 Engine EV0 = All 4.7L Gas Engines									
1	53030848AB	1				EV0			RAIL, Fuel
2	53032145AA	8				EV0			INJECTOR, Fuel
3	04418257AB	8				EV0			CLIP, Fuel Injector
4	06502647	2				ER0			STUD, M6x1.00x44
5	06505504AA	4				EV0			SCREW
-6	04897125AA	6				ER0			O RING KIT, Fuel Injector

AR = use ase required - = Non illustrated part

Fuel Pump & Sending Unit  
Figure 14-510



ITEM	PART NUMBER	QTY	LINE	SERIES	BODY	ENGINE	TRANS	TRIM	DESCRIPTION
Note: ER0 = All 4.0L 6 Cyl Gas Engines EVA = 4.7L Power Tech V8 Engine EX0 = All 3.0/3.1L Turbo Diesel Engines									
1	05018056AB	1				ER0, EVA			MODULE PACKAGE, Fuel Pump/Level Unit
-2	05018952AB	1				EX0			MODULE PACKAGE, Fuel Tank
3									NUT, Fuel Pump Module
	52005389	1				ER0, EVA			
		1				EX0			
4									SEAL, Fuel Pump and Level Unit
	52018808	1				ER0, EVA			
		1				EX0			
5									LEVEL UNIT PACKAGE, Fuel
	05018057AA	1				ER0, EVA			
		1				EX0			

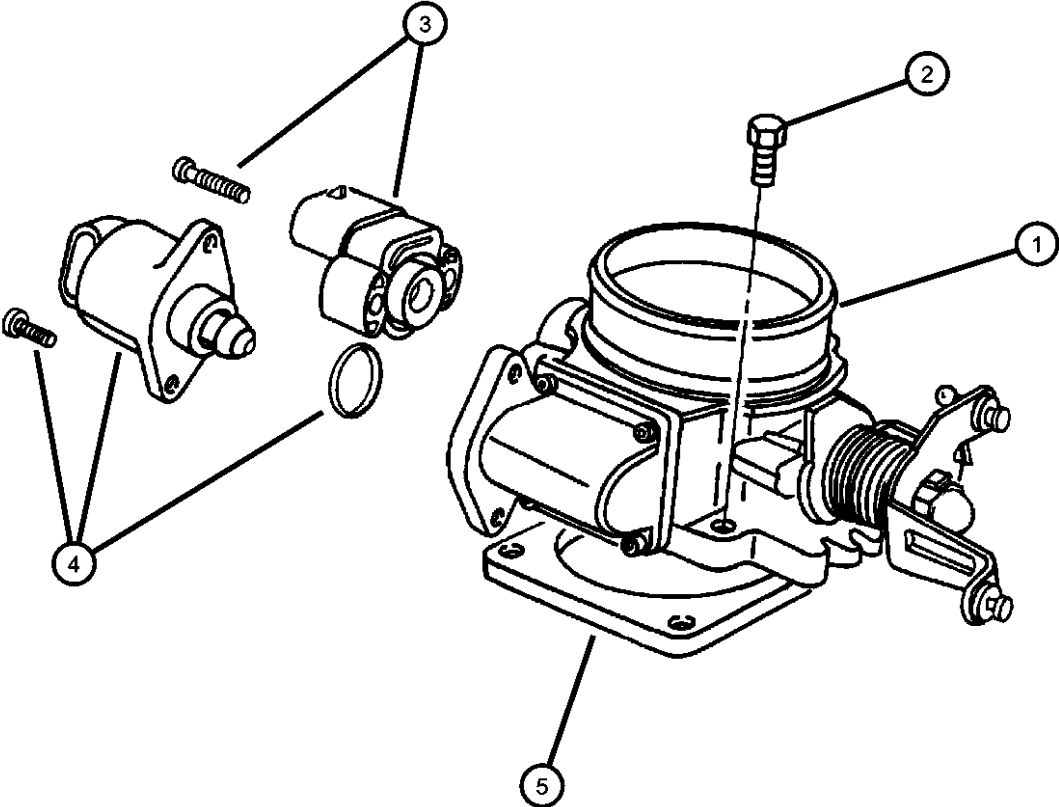
AR = use ase required - = Non illustrated part

Throttle Body, (ERH)  
Figure 14-610

ITEM	PART NUMBER	QTY	LINE	SERIES	BODY	ENGINE	TRANS	TRIM	DESCRIPTION
------	----------------	-----	------	--------	------	--------	-------	------	-------------

Note:  
ER0 = All 4.0L 6 Cyl Gas Engines

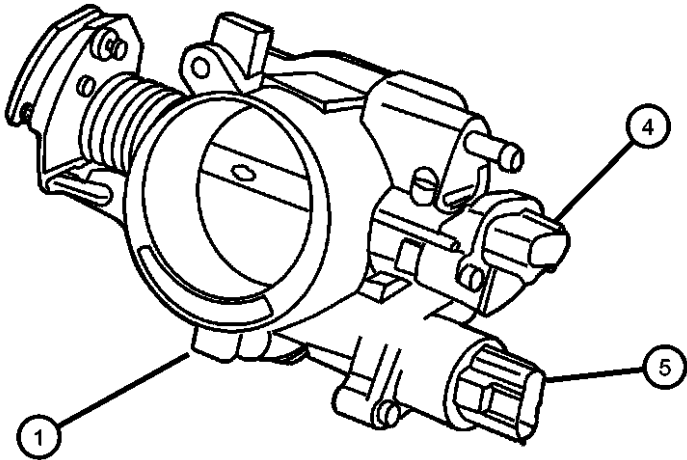
1	53032023AC	1				ER0			THROTTLE BODY
2	06503929	4				ER0			SCREW AND WASHER, Coned Pilot, M6x1x30
3	04874371AC	1				ER0			SENSOR, Throttle Position
4	04874373AB	1				ER0			MOTOR, Air Idle Speed
5	53007543	1				ER0			GASKET, Throttle Body



AR = use ase required - = Non illustrated part

Throttle Body (EVA)  
Figure 14-620

ITEM	PART NUMBER	QTY	LINE	SERIES	BODY	ENGINE	TRANS	TRIM	DESCRIPTION
Note: EVA = 4.7L Power Tech V8 Engine EV0 = All 4.7L Gas Engines									
1	53013163AA	1				EV0			THROTTLE BODY
-2	53030952	1				EVA			GASKET, Throttle Body To Intake
-3	53030952	1							SCREW AND WASHER, Coned Pilot, M6x1x30, (NOT SERVICED)
4	04882219	1				EV0			SENSOR, Throttle Position
5	53030840	1				EV0			MOTOR, Air Idle Speed



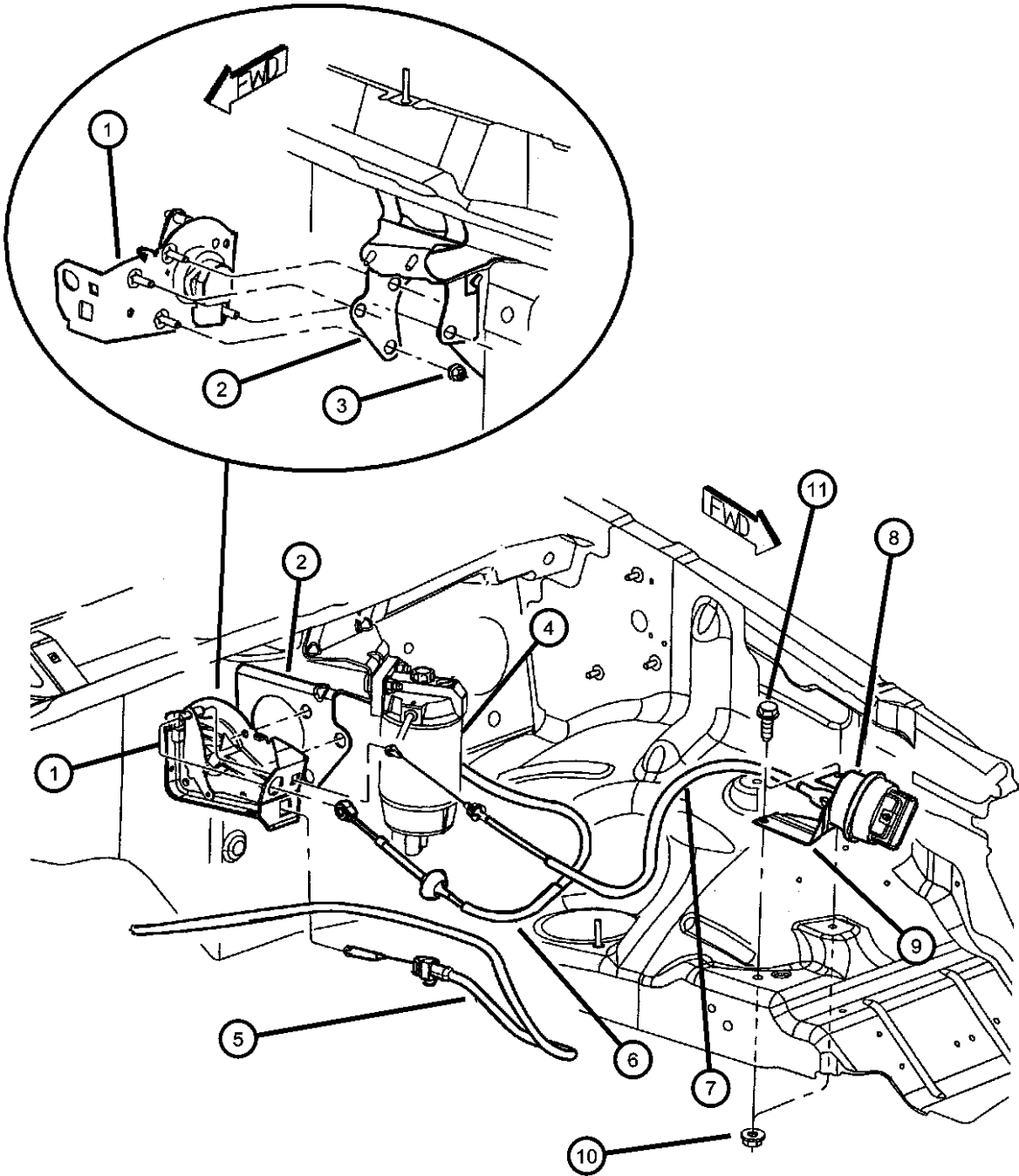
AR = use ase required - = Non illustrated part

Turbo Charger (EXA)  
Figure 14-630

ITEM	PART NUMBER	QTY	LINE	SERIES	BODY	ENGINE	TRANS	TRIM	DESCRIPTION
<div></div>									
NOTE: Sales Codes: EX0=Diesel Engine DG0=Automatic Transmission									
1	05015031AA	1				EX0	DG0		SCREW
2	05015032AA	1				EX0	DG0		SCREW
3	04863803	2				EX0	DG0		STUD
4	04882610	2				EX0	DG0		NUT, Lock
5	05015023AA	1				EX0	DG0		TUBE, Turbo Oil Feed
6	05015027AA	1				EX0	DG0		GASKET, Manifold To Turbo
7	05015028AA	1				EX0	DG0		GASKET, Turbo Exhaust Outlet
8	05015022AA	1				EX0	DG0		ELBOW, Turbo Exhaust Outlet
9	05015021AA	1				EX0	DG0		BRACKET
10	04864551	1				EX0	DG0		SCREW
11	04720367	1				EX0	DG0		BOLT, Banjo
12	04720703	2				EX0	DG0		WASHER, Plain
13	05015030AA	1				EX0	DG0		TURBOCHARGER
14	04796007AB	1				EX0	DG0		GASKET, Turbo Oil Return Pipe
15	05015024AA	1				EX0	DG0		TUBE, Oil Drain
16	04886035AA	1				EX0	DG0		STUD, M6x1.0x30
17	05019342AA	2				EX0	DG0		CLAMP, Heater Hose
18	05015026AA	1				EX0	DG0		ADAPTER, Oil Drain Pipe
19	05015025AA	1				EX0	DG0		PIPE, Oil Return

AR = use ase required - = Non illustrated part

Throttle Controls, 3.1 (EXA)  
Figure 14-710



ITEM	PART NUMBER	QTY	LINE	SERIES	BODY	ENGINE	TRANS	TRIM	DESCRIPTION
Note: DGW = 4 Speed Automatic Transmission 44RE ER0 = All 4.0L 6 Cyl Gas Engines EV0 = All 4.7L Gas Engines EX0 = All 3.0/3.1L Turbo Diesel Engines									
1	53031575AD	1				EX0	DGW		BELLCRANK, Accelerator and Cruise
2	53013049AA	1				EX0	DGW		BRACKET, Bellcrank
3	06502756	4				EX0	DGW		NUT, Hex Lock, M8x1.25
4	06502756	4							SEPARATOR, Fuel, See Group 14 Illustration 310, (NOT SERVICED)
5	52104232AA	1				EX0	DGW		CABLE, Throttle Valve
6									CABLE, Accelerator
	04854254AB	1	J			EX0			
	04854260AD	1	U			EX0			
7	04854201AA	1				EX0			CABLE, Speed Control
8	04669979	1				EX0			SERVO, Speed Control
9	04854200AB	1				EX0			BRACKET, Cruise Control Servo
10	06101446	2				EX0			NUT AND WASHER
11	06101446	2							SCREW, (NOT SERVICED)

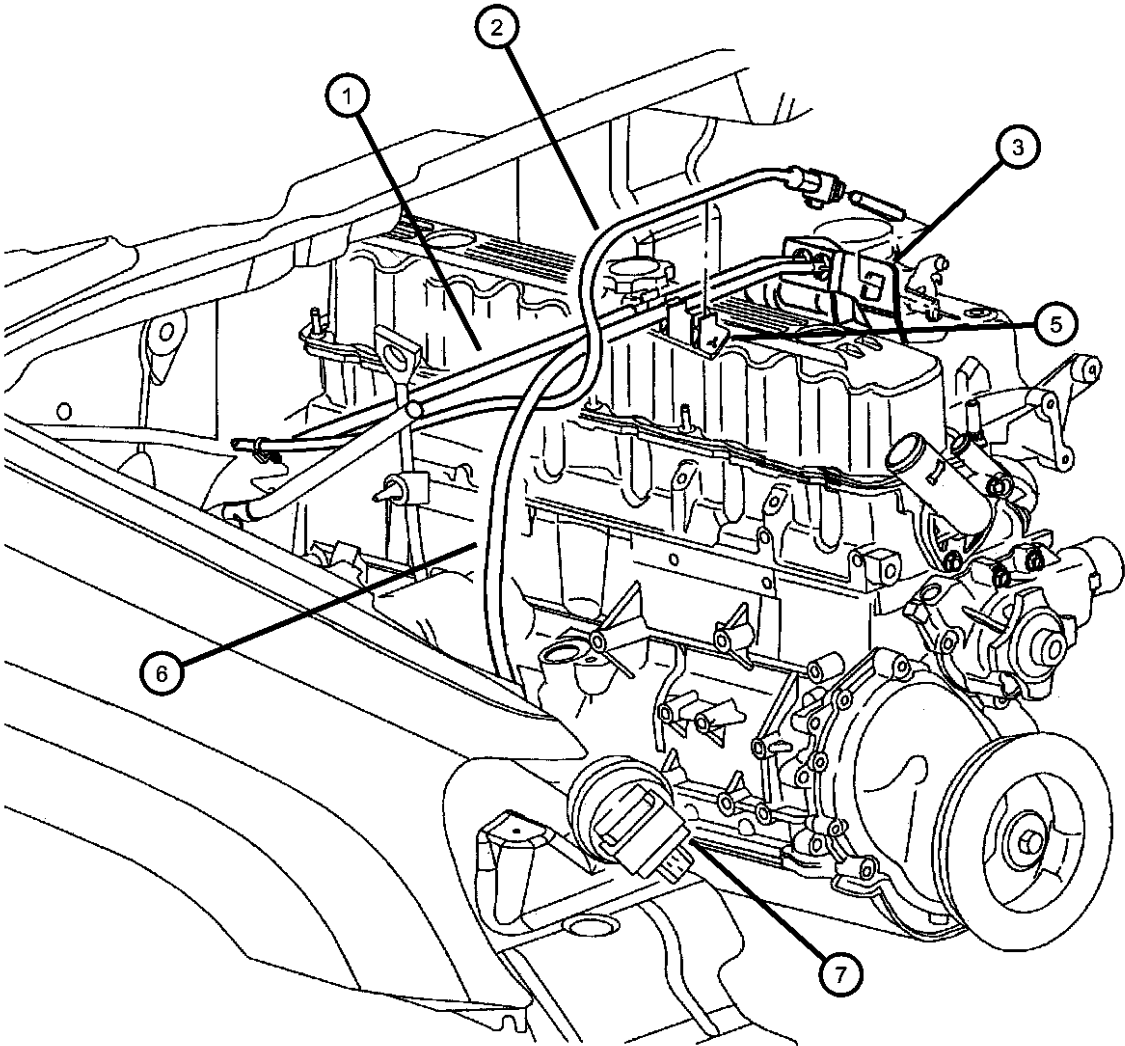
AR = use ase required - = Non illustrated part

Throttle Controls, 4.0 (ERH)  
Figure 14-720

ITEM	PART NUMBER	QTY	LINE	SERIES	BODY	ENGINE	TRANS	TRIM	DESCRIPTION
------	----------------	-----	------	--------	------	--------	-------	------	-------------

NOTE:  
Sales Codes:  
ER0=All 4.0L In-Line 6 Engines  
DGK=4 Speed Automatic Transmission

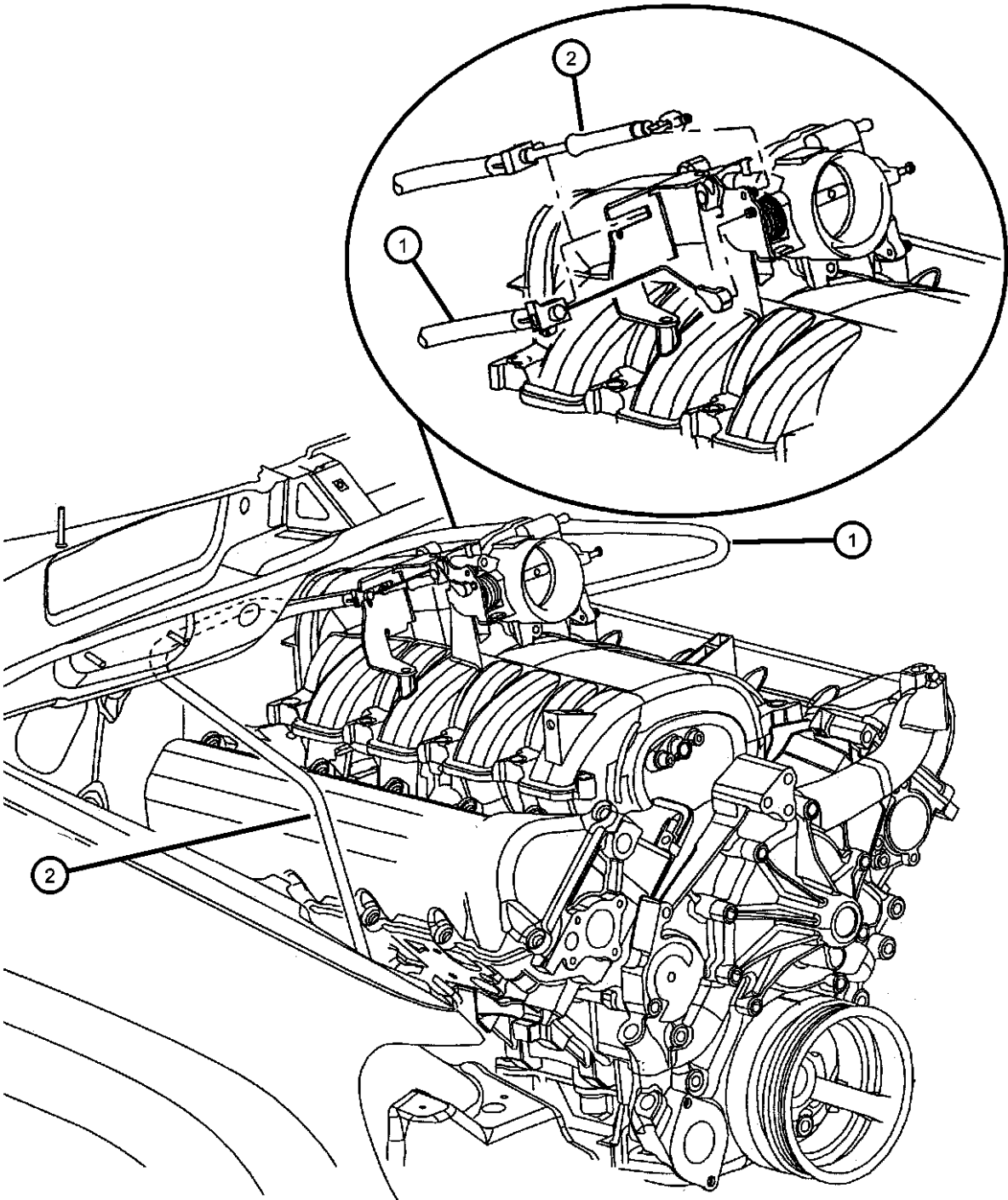
1									CABLE, Accelerator
	04854117	1	U			ER0			
	04854150AB	1	J			ER0			
2	52104284AA	1					DGK		CABLE, Throttle Valve
3	53013160AA	1				ER0			BRACKET, Accelerator Cable
-4	06501979	2				ER0			SCREW AND WASHER, Hex Head, M6x1x17
5	52079029	1				ER0			GUIDE, Accelerator Cable
6	04854058	1				ER0			CABLE, Speed Control
7	04669979	1				ER0			SERVO, Speed Control
-8	04854057AH	1				ER0			BRACKET, Cruise Control Servo
-9	06502493	2				ER0			NUT, Hex Flange Serration, M6x1
-10	06025867	1				ER0			CLIP, Cable to Servo Attach



AR = use ase required - = Non illustrated part



Throttle Controls, 4.7 (EVA)  
Figure 14-730



ITEM	PART NUMBER	QTY	LINE	SERIES	BODY	ENGINE	TRANS	TRIM	DESCRIPTION
------	----------------	-----	------	--------	------	--------	-------	------	-------------

Note:  
EV0 = All 4.7L Gas Engines

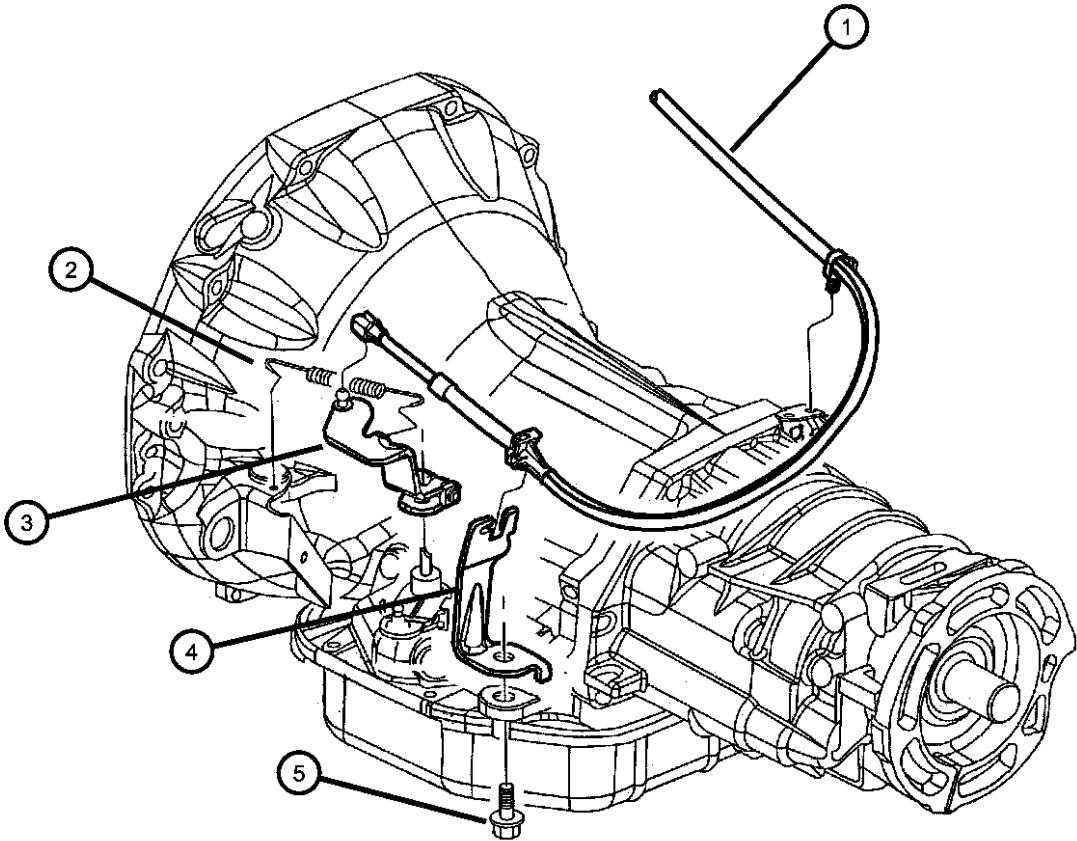
1									CABLE, Accelerator
	04854061AD	1	J			EV0			
	04854162AC	1	U			EV0			
2	04854055AB	1				EV0			CABLE, Speed Control
-3	04669979	1				EV0			SERVO, Speed Control
-4	04854057AH	1				EV0			BRACKET, Cruise Control Servo
-5	06025867	1				EV0			CLIP, Cable to Servo Attach
-6	06502493	2				EV0			NUT, Hex Flange Serration, M6x1

AR = use ase required - = Non illustrated part

Throttle Controls, Transmission  
Figure 14-740

ITEM	PART NUMBER	QTY	LINE	SERIES	BODY	ENGINE	TRANS	TRIM	DESCRIPTION
------	----------------	-----	------	--------	------	--------	-------	------	-------------

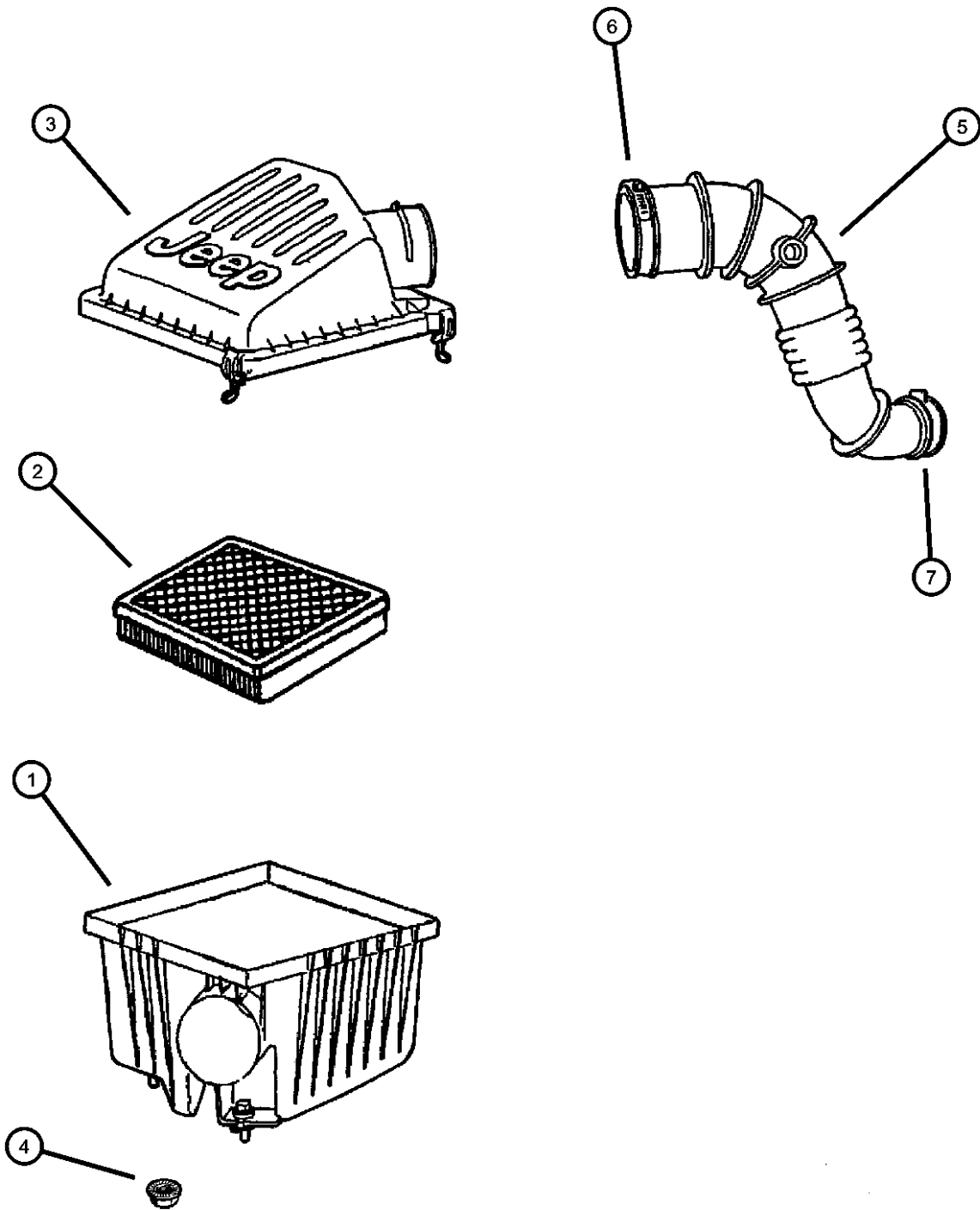
NOTE:  
Sales Codes:  
ER0=All 4.0L In-Line 6 Engines  
EX0=All 3.1L Diesel Engines  
DGK=4 Speed Automatic Transmission  
DGW=4 Speed Automatic Transmission



1									CABLE, Throttle Valve
	52104232AA	1				EX0	DGW		
	52104284AA	1					DGK		
2	53009055	1					DGK, DGW		SPRING, Throttle Valve Return
3	52078723AB	1				ER0, EX0			LEVER, Throttle Valve
4	52078867	1				ER0, EX0			BRACKET, Cable
5	52078867	1							SCREW AND WASHER, Hex Head, .375-16x1.00, 06022258, (NOT SERVICED)

AR = use ase required - = Non illustrated part

Air Cleaner, (EXA)  
Figure 14-810

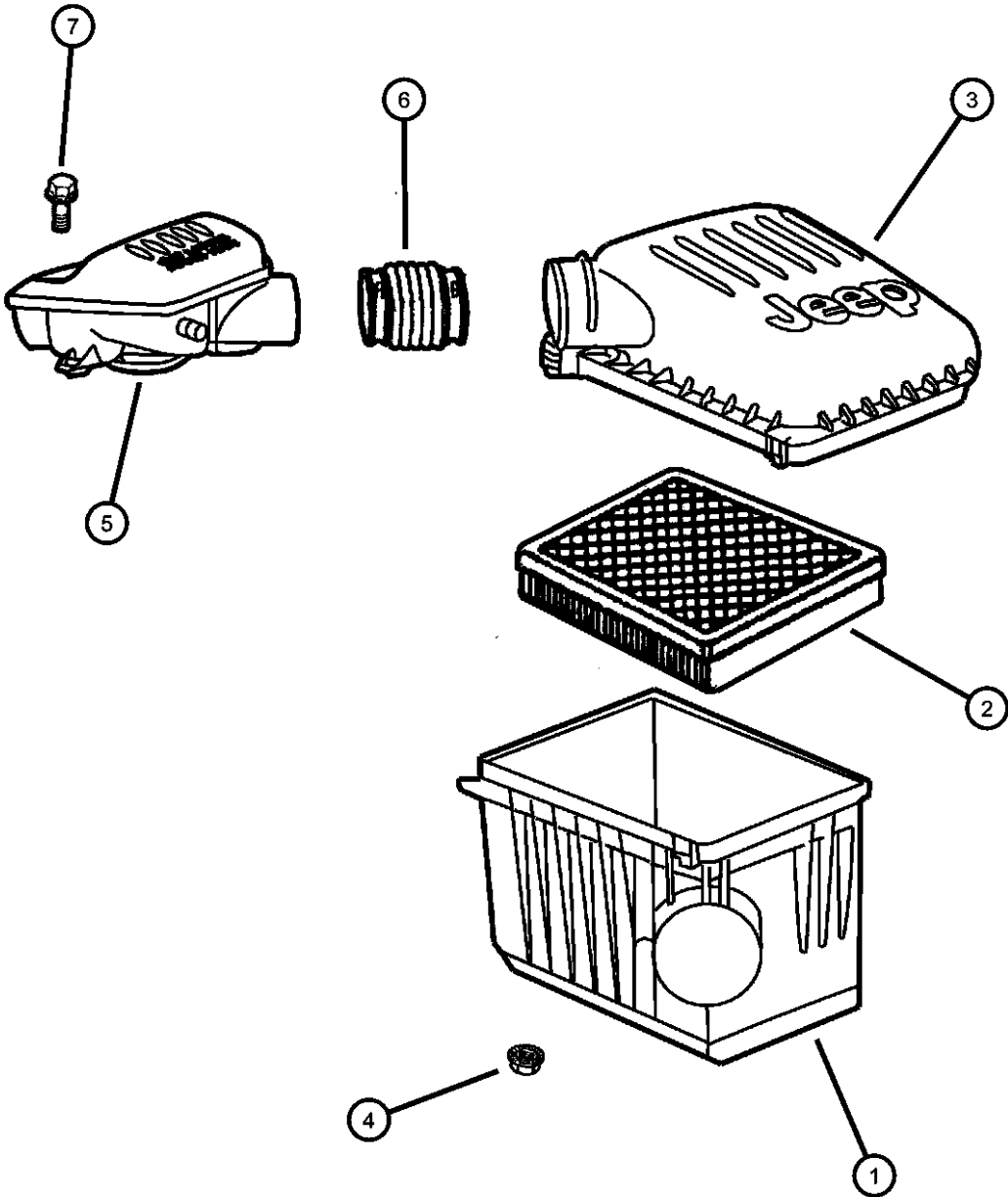


ITEM	PART NUMBER	QTY	LINE	SERIES	BODY	ENGINE	TRANS	TRIM	DESCRIPTION
------	-------------	-----	------	--------	------	--------	-------	------	-------------

NOTE: Sales Codes: EX0=All 3.1L Diesel Engines									
1	05013465AA	1				EX0			BODY, Air Cleaner
2	53030688	1				EX0			FILTER, Air
3	05013466AA	1				EX0			COVER, Air Cleaner
4	05013466AA	1							NUT, M8x1.25, (NOT SERVICED)
5	04854188AB	1				EX0			HOSE, Air Cleaner
6	05013837AA	1				EX0			CLAMP, Air Cleaner Duct
7	05013838AA	1				EX0			CLAMP, Air Cleaner Duct

AR = use ase required - = Non illustrated part

Air Cleaner, (ERH)  
Figure 14-820



ITEM	PART NUMBER	QTY	LINE	SERIES	BODY	ENGINE	TRANS	TRIM	DESCRIPTION
NOTE: Sales Codes: ER0=All 4.0L Engines									
1	05013462AA	1				ER0			BODY, Air Cleaner
2	53007386 P4510475	1				ER0			FILTER, Air Performance Air Filter, WJ, 1999-2002, 4.7L
3	05013461AA	1				ER0			COVER, Air Cleaner
4	05013461AA	1							NUT, M8x1.25, (NOT SERVICED)
5	04854013	1				ER0			RESONATOR, Air Cleaner
6	04854014	1				ER0			HOSE, Air Cleaner
7	06504041	1				ER0			SCREW AND WASHER, Hex Head, M6x1x30

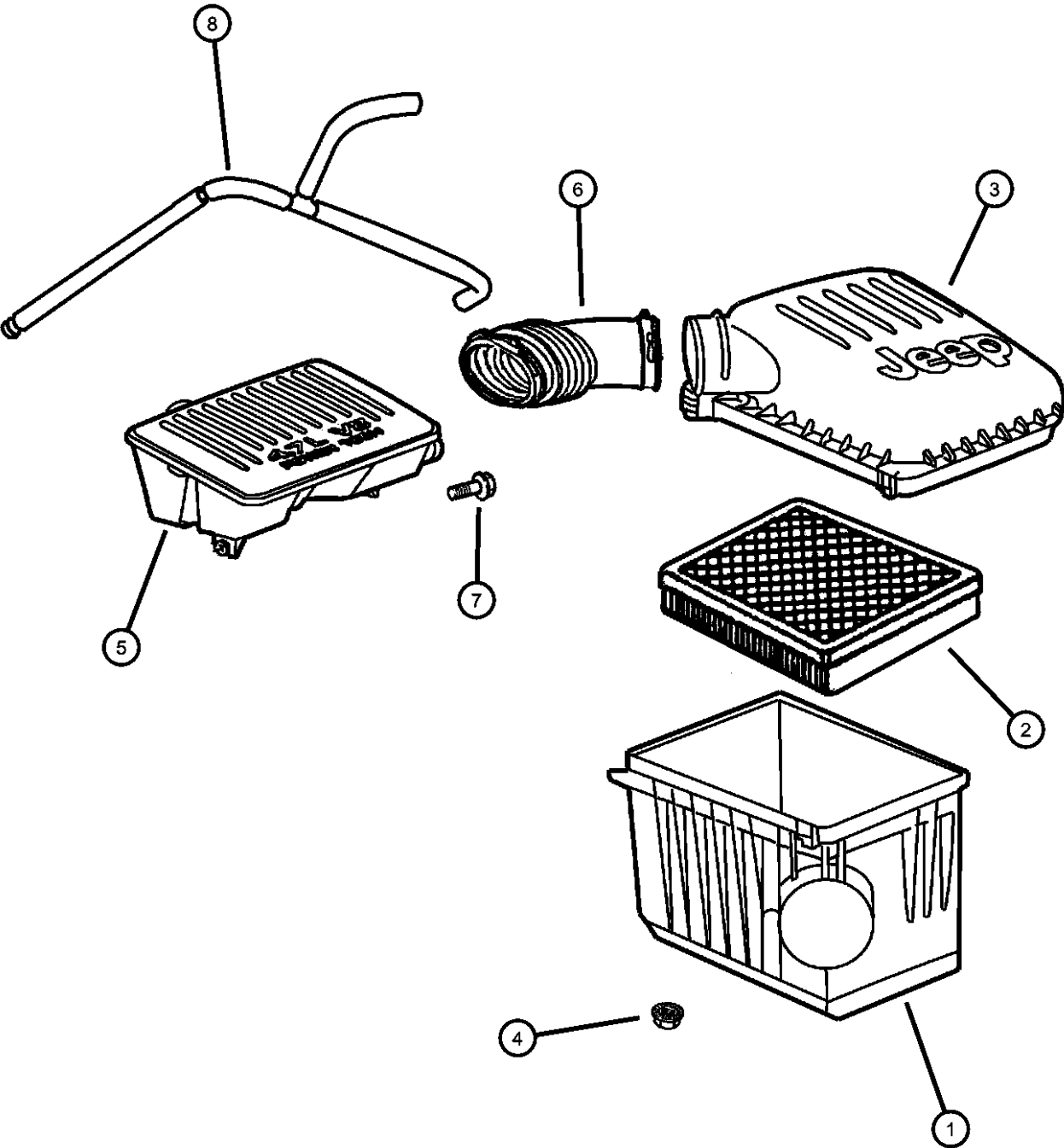
AR = use ase required - = Non illustrated part

Air Cleaner, (EVA)  
Figure 14-830

ITEM	PART NUMBER	QTY	LINE	SERIES	BODY	ENGINE	TRANS	TRIM	DESCRIPTION
------	-------------	-----	------	--------	------	--------	-------	------	-------------

Note:  
EVA = 4.7L Power Tech V8 Engine  
EV0 = All 4.7L Gas Engines

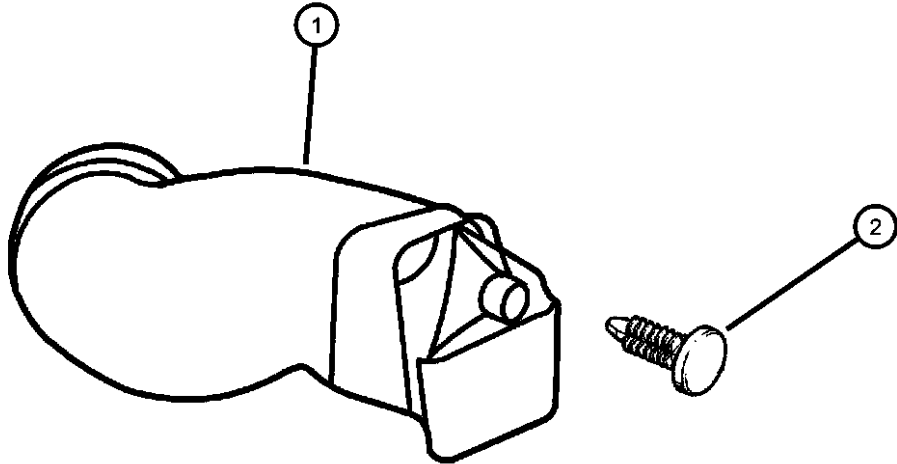
1	05013462AA	1				EVA			BODY, Air Cleaner
2	53007386	1				EVA			FILTER, Air
	P4510475								Performance Air Filter, WJ, 1999-2002, 4.7L
3	05013461AA	1				EVA			COVER, Air Cleaner
4	05013461AA	1							NUT, M8x1.25, (NOT SERVICED)
5	04854011	1				EVA			RESONATOR, Air Cleaner
6	04854012	1				EVA			DUCT, Air Cleaner
7	06101769	2				EV0			SCREW, Hex Head, M6x1x35
8	53031667AA	1				EV0			TUBE, Breather



AR = use ase required - = Non illustrated part

Air Intake (EVA, EXA, ERH)  
Figure 14-910

ITEM	PART NUMBER	QTY	LINE	SERIES	BODY	ENGINE	TRANS	TRIM	DESCRIPTION
NOTE: Sales Codes: ER0=All 4.0L In-Line 6 Engines EV0=All 4.7L V-8 Engines EX0=All Turbo Diesel Engines									
1									DUCT, Ambient Air
	04854015	1				ER0, EVA			
	04854218	1				EX0			
2	06031321	2							PIN, Retainer



AR = use ase required - = Non illustrated part

Speed Control  
Figure 14-1010

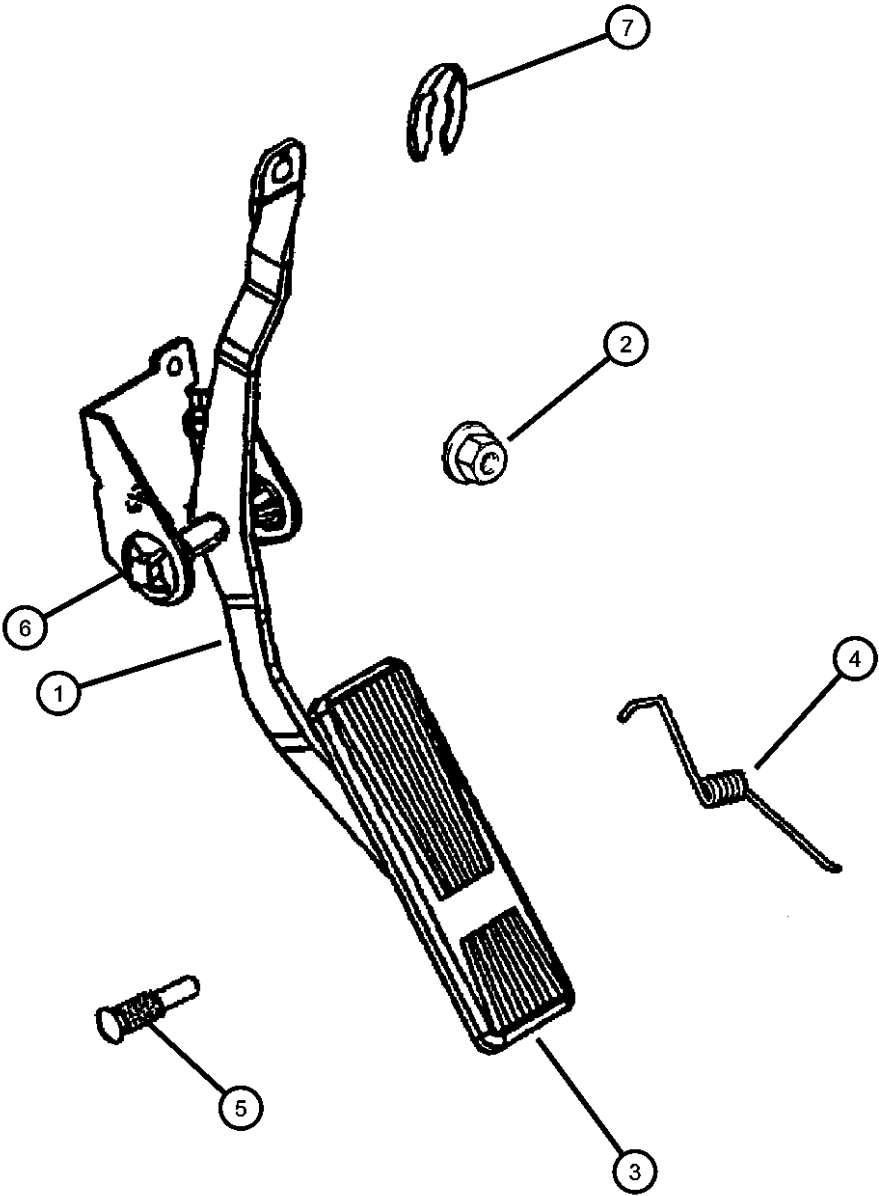
ITEM	PART NUMBER	QTY	LINE	SERIES	BODY	ENGINE	TRANS	TRIM	DESCRIPTION
------	----------------	-----	------	--------	------	--------	-------	------	-------------

NOTE:  
Sales Codes:  
EX0=All 3.1L Diesel Engines  
ER0=All 4.0L In-Line 6 Engines  
EV0=All 4.7L V-8 Engines

1									SERVO, Speed Control
	04669979	1				ER0			
		1				EX0			
		1				EV0			
2									BRACKET, Cruise Control Servo
	04854057AD	1				EV0			
		1				ER0			
	04854200AB	1				EX0			
3	06100051	2				EX0			NUT AND WASHER, Hex Nut-Coned Washer, M8 x 1.25
-4	06101820	2				ER0, EV0			NUT, Hex Flange Lock
5									CABLE, Speed Control
	04854055AB	1				EV0			
	04854058	1				ER0			
	04854201AA	1				EX0			
6									NUT, Hex Flange Serration, M6x1
	06502493	2				ER0			
		2				EV0			
7	04854202AD	1				EX0			HARNESS, Vacuum Speed Control
8									CLIP, Cable to Servo Attach
	06025867	1				ER0			
		1				EV0			
-9									VALVE PACKAGE, Check
	04549209	1	J			EX0			
		1	U			EX0			

AR = use ase required - = Non illustrated part

Accelerator Pedal, 4.0 (ERH), 4.7 (EVA) & 3.1 (EXA)  
Figure 14-1110



ITEM	PART NUMBER	QTY	LINE	SERIES	BODY	ENGINE	TRANS	TRIM	DESCRIPTION
1									PEDAL, Accelerator
	04854130AB	1	J						
	04854131AB	1	U						
2	34201680	2							NUT, Hex Flange, M6x1
3									PAD, Accelerator Pedal
	53003932AB	1	J						
		1	U						
4									SPRING, Accelerator Pedal Return
	52078168	1	J						
		1	U						
5									PIN, Accelerator Pedal Mtg.
	J3220231	1	J						
		1	U						
6									BUSHING, Accelerator Pedal
	52078653	2	J						
		2	U						
7	05214613	1							CLIP, Cable

AR = use ase required - = Non illustrated part



# Group - 16

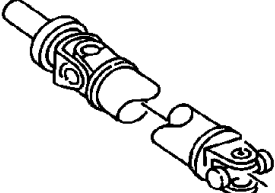
## Propeller Shafts and U-Joints

Group - 16 Propeller Shafts and U-Joints

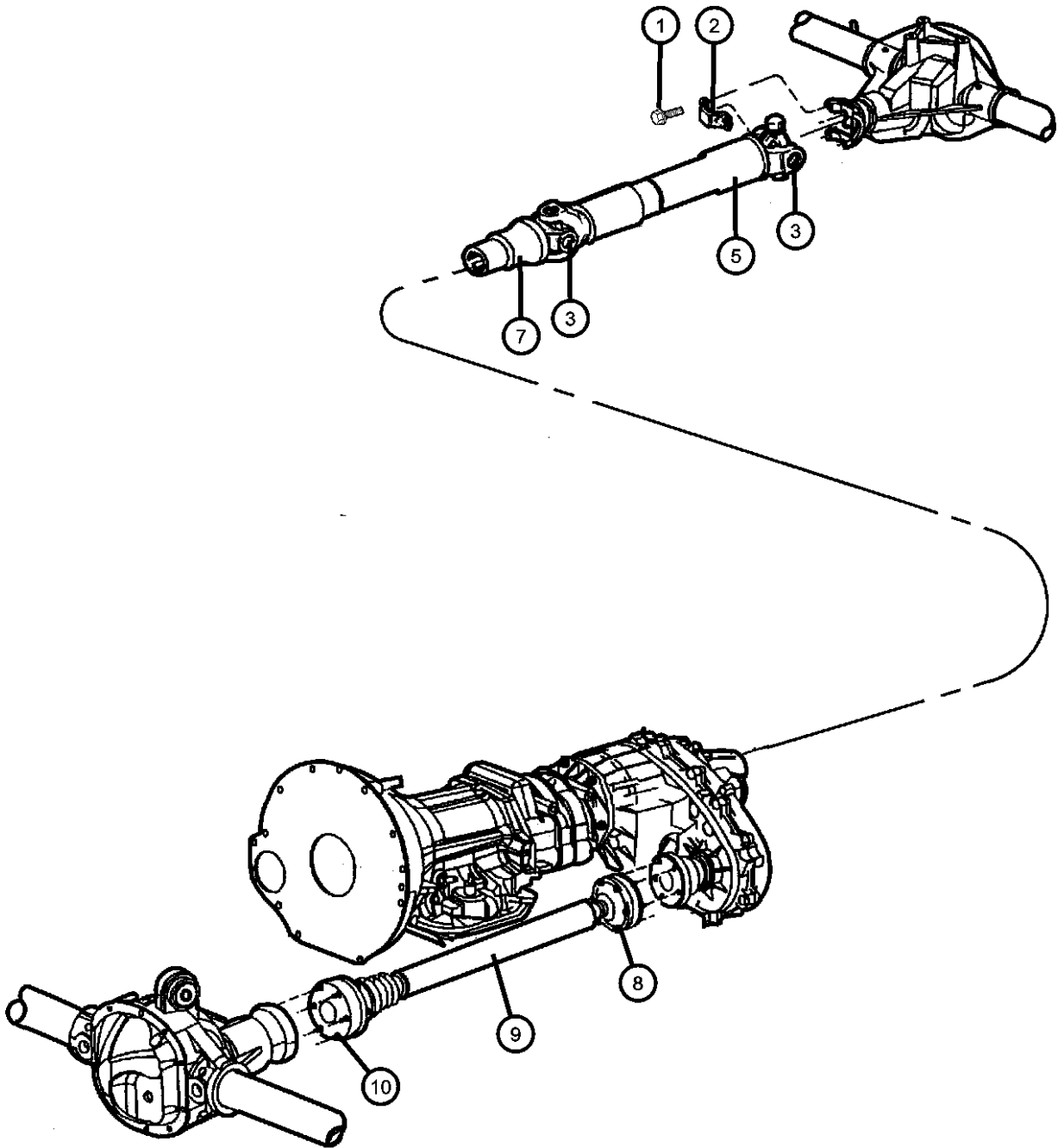
Illustration Title

Group-Fig. No.

**Propeller Shaft**  
Propeller Shafts,Front and Rear .....Fig. 16 - 110

<div><div>016-100</div><div>Propeller Shaft</div><div></div></div>			
--	--	--	--

Propeller Shafts,Front and Rear  
Figure 16-110



ITEM	PART NUMBER	QTY	LINE	SERIES	BODY	ENGINE	TRANS	TRIM	DESCRIPTION
Note:Sales Codes;									
Note: Item 6,7 and 9,that one part number consists of 2 Bolts and 1 Strap									
Note:There are NO parts released for REAR DRIVE SHAFT 52111489AA									
[DGW]=Transmission - 4 Speed Automatic,44RE									
[ER0]=Engines - All 4.0L 6 Cylinder Gas									
[EV0]=Engines - All 4.7L Gas									
[EX0]=Engines - All 3.0/3.1L Turbo Diesel									
1	J4006928	4				ER0, EV0			BOLT
2	J3240553	2				ER0, EV0			STRAP, Prop Shaft
3									U-JOINT
	04882793	2				EV0			Front or Rear
		2				ER0			Front or Rear
-4									RING, U Joint
	J3207886	4				EV0			Front or Rear
		4				ER0			Front or Rear
5									SHAFT, Drive, Rear 1-Piece
	52099487AC	1				EV0			
	52111483AB	1				ER0			
	52111489AA	1				EX0			
-6									BOLT AND WASHER
	05096080AA	3				EX0			For 52111489AA Drive Shaft, Transmission, End
	05096081AA	3				EX0			For 52111489AA Drive Shaft, Rear Axle, End
7									YOKE, Drive Shaft
	05073608AA	1				EV0			
		1				ER0			
8									BOLT AND WASHER
	05015109AA	3				ER0			Mounting
		3				EV0			Mounting
		3				EX0	DGW		Mounting
9									SHAFT, Drive, Front
	52099497AE	1				ER0			
	52099498AE	1				EV0			
	52099499AD	1				EX0			
10									BOLT AND WASHER
	05015996AA	3				ER0			Mounting
		3				EV0			Mounting
		3				EX0	DGW		Mounting

AR = use ase required - = Non illustrated part

# Group - 17



## Rear Suspension

### Group - 17 Rear Suspension

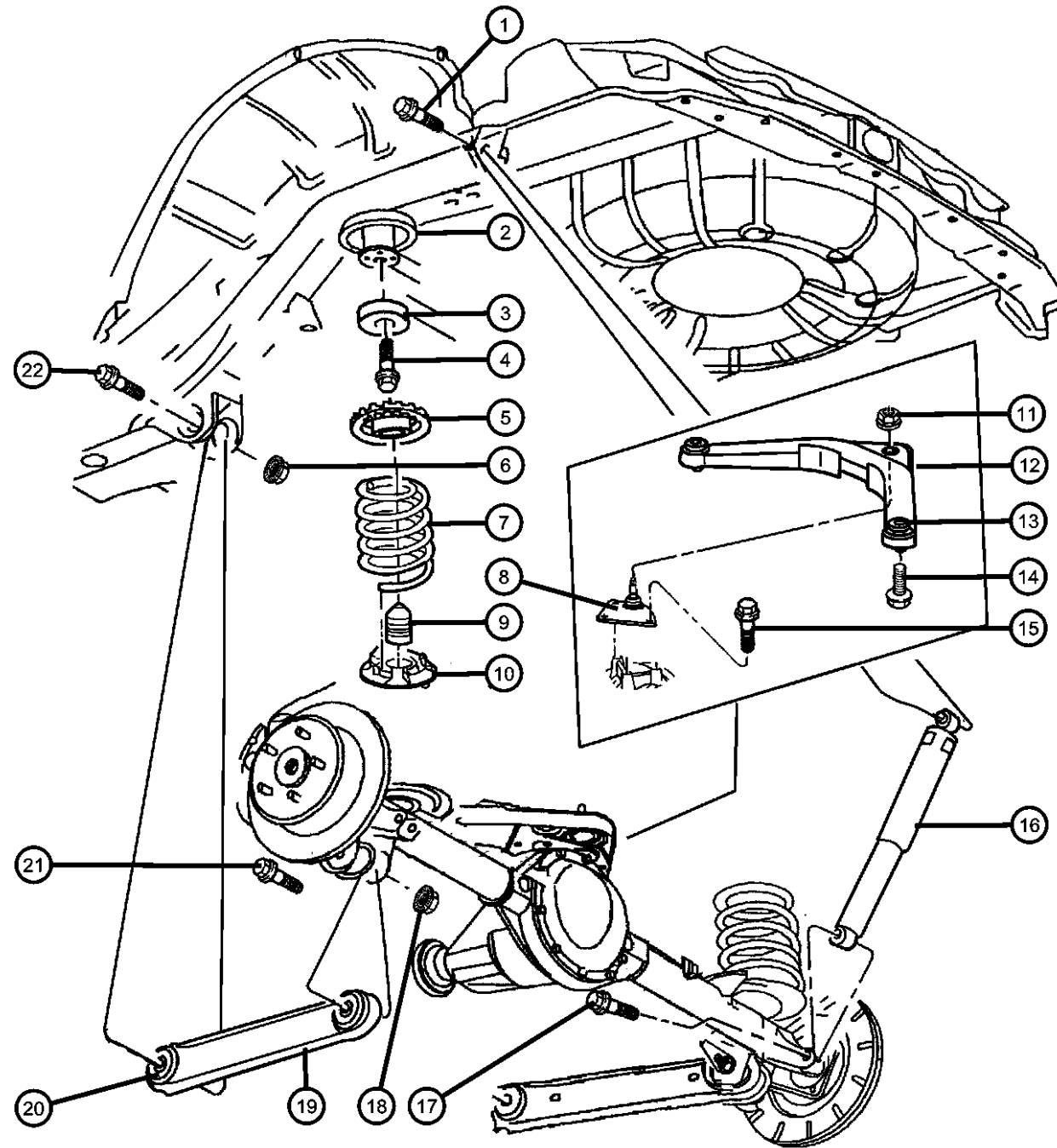
Illustration Title

Group-Fig. No.

<b>Rear Suspension</b> Supension,Rear with Springs,Shocks, and Control Arms.....	Fig. 17 - 110
<b>Rear Stabilizer</b> Stabilizer Bar, Rear .....	Fig. 17 - 210

<div>017-100 Rear Suspension</div> <div></div>	<div>017-200 Rear Stabilizer</div> <div></div>		
--	---	--	--

**Suspension,Rear with Springs,Shocks, and Control Arms**  
**Figure 17-110**



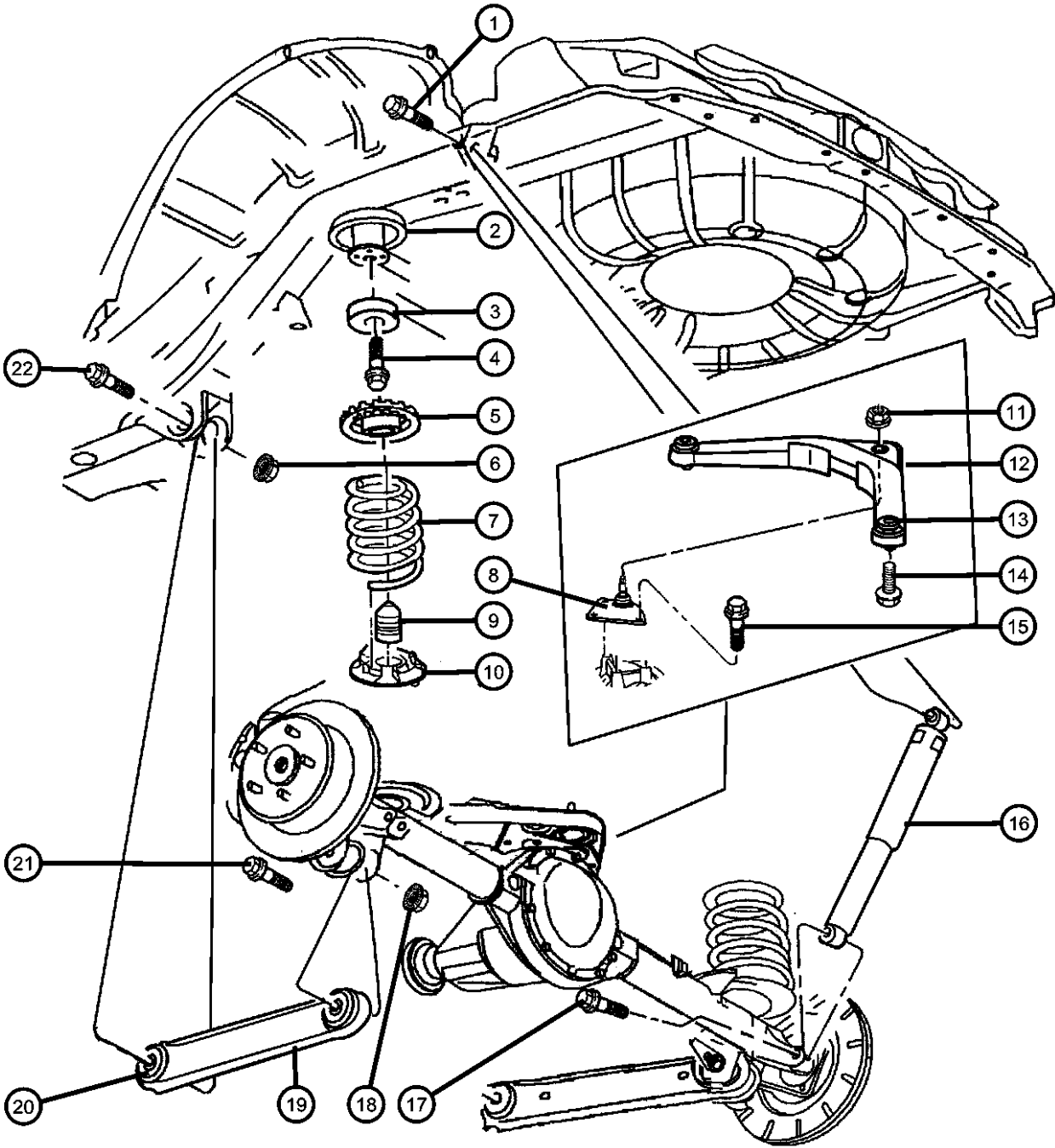
ITEM	PART NUMBER	QTY	LINE	SERIES	BODY	ENGINE	TRANS	TRIM	DESCRIPTION
Note: SDA=Quadra Coil Suspension—SDU=Heavy Duty Suspension—SDJ=Firm Feel Suspension (EXPORT)—The 'Z' Sales Codes for the Coil									
1	06506147AA	2							SCREW, Hex Flange Head, M12x1.75x80, Shock Mounting, Upper
2	05014781AA	2							GUIDE, Rear Spring, None
3	52088350	2							SPACER, Jounce BumperUpper
4	06505378AA	2							SCREW, Hex Flange Head, M10x1.5x40, Jounce Bumper Spacer Attaching, Upper
5	52088346	2							ISOLATOR, Spring, RR UPR, Upper
6	06502698	4							NUT, Hex Flange Lock
7									SPRING, Suspension, Rear
	52088343	1							[ZKW,ZYW]
	52088344	1							[ZLV,ZZV]
	52088345	1							[ZLW,ZZW]
	52088404	1							[ZKY,ZYY]
	52088550	1							[ZKX,ZYX]
	52088551	1							[ZLU,ZZU]
	52089500AA	1							[ZKZ,ZYZ]
8	52088808AB	1							BALL JOINT ASSEMBLY, UPPER CONTROL ARM, REAR
9	52088352	2							BUMPER, JounceLower
10	52088402AB	2							ISOLATOR, Spring, RR LWR, Lower
11	06505688AA	1							NUT, Hex Flange Lock, M14x2, UCA to Axle Ball Joint
12	52088422AB	1							ARM, Upper Control, Rear, with 2-Bushings
13	52088425	2							BUSHING, Control ArmUpper
14	06504748	2							SCREW, Hex Flange Head, M12x1.75x117, Control Arm to Body Mounting, Upper
15	06505445AA	3							BOLT, Ball Joint to Axle Mounting, Upper
16									SHOCK ABSORBER, Suspension, Rear
	52088735AA	2							[SDU]
	52088736AC	2							[SDA]
	52088950AC	2							[SDJ]
17	06505935AA	2							SCREW, Shock Mounting, Lower
18	06502698	4							NUT, Hex Flange Lock
19	52088355AB	2							ARM, Control, with 2-Bushings, Lower
20	52088220	2							BUSHING, Control Arm, Control Arm to Body, Lower
21	06505214AA	2							SCREW, Hex Flange Head, M14x2.00x114, Control Arm to Axle Mounting, Lower

AR = use ase required - = Non illustrated part

Supension,Rear with Springs,Shocks, and Control Arms  
Figure 17-110

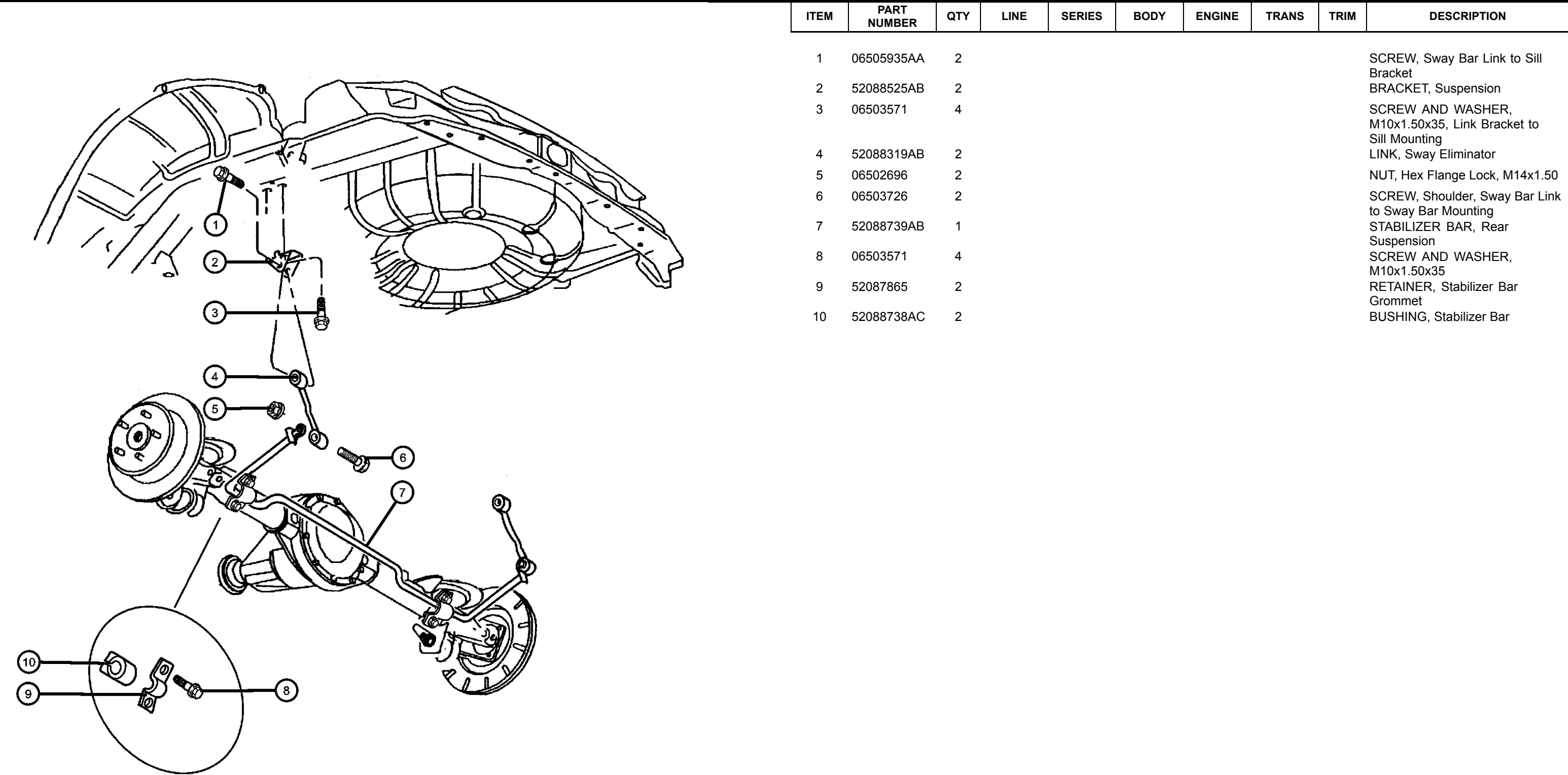
ITEM	PART NUMBER	QTY	LINE	SERIES	BODY	ENGINE	TRANS	TRIM	DESCRIPTION
------	----------------	-----	------	--------	------	--------	-------	------	-------------

22	06506033AA	2							BOLT, Hex Flange Head, M14x2.00x105.00, Control Arm to Body Mounting, Lower
-23	06502698	4							



AR = use ase required - = Non illustrated part

Stabilizer Bar, Rear  
Figure 17-210

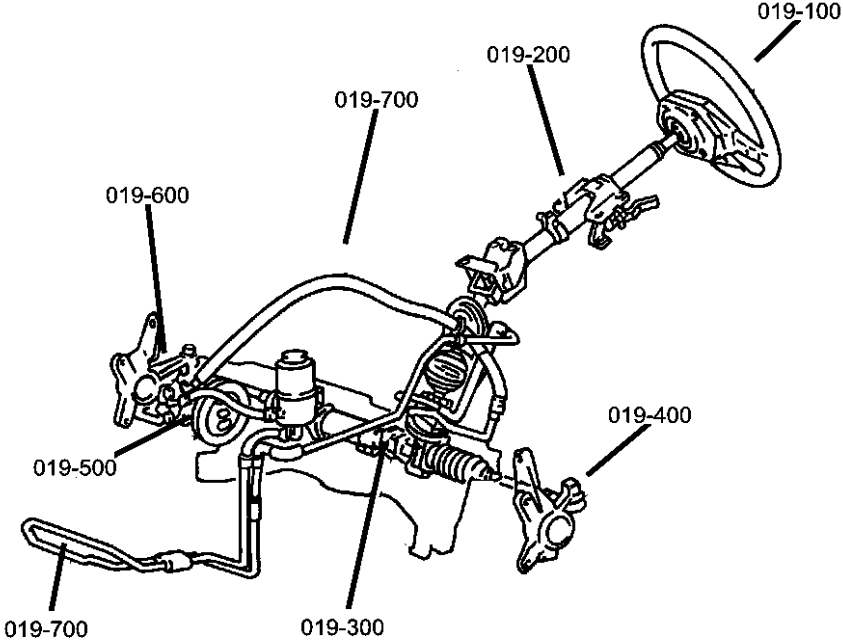


ITEM	PART NUMBER	QTY	LINE	SERIES	BODY	ENGINE	TRANS	TRIM	DESCRIPTION
1	06505935AA	2							SCREW, Sway Bar Link to Sill Bracket
2	52088525AB	2							BRACKET, Suspension
3	06503571	4							SCREW AND WASHER, M10x1.50x35, Link Bracket to Sill Mounting
4	52088319AB	2							LINK, Sway Eliminator
5	06502696	2							NUT, Hex Flange Lock, M14x1.50
6	06503726	2							SCREW, Shoulder, Sway Bar Link to Sway Bar Mounting
7	52088739AB	1							STABILIZER BAR, Rear Suspension
8	06503571	4							SCREW AND WASHER, M10x1.50x35
9	52087865	2							RETAINER, Stabilizer Bar Grommet
10	52088738AC	2							BUSHING, Stabilizer Bar

AR = use ase required - = Non illustrated part







# Group - 19

## Steering

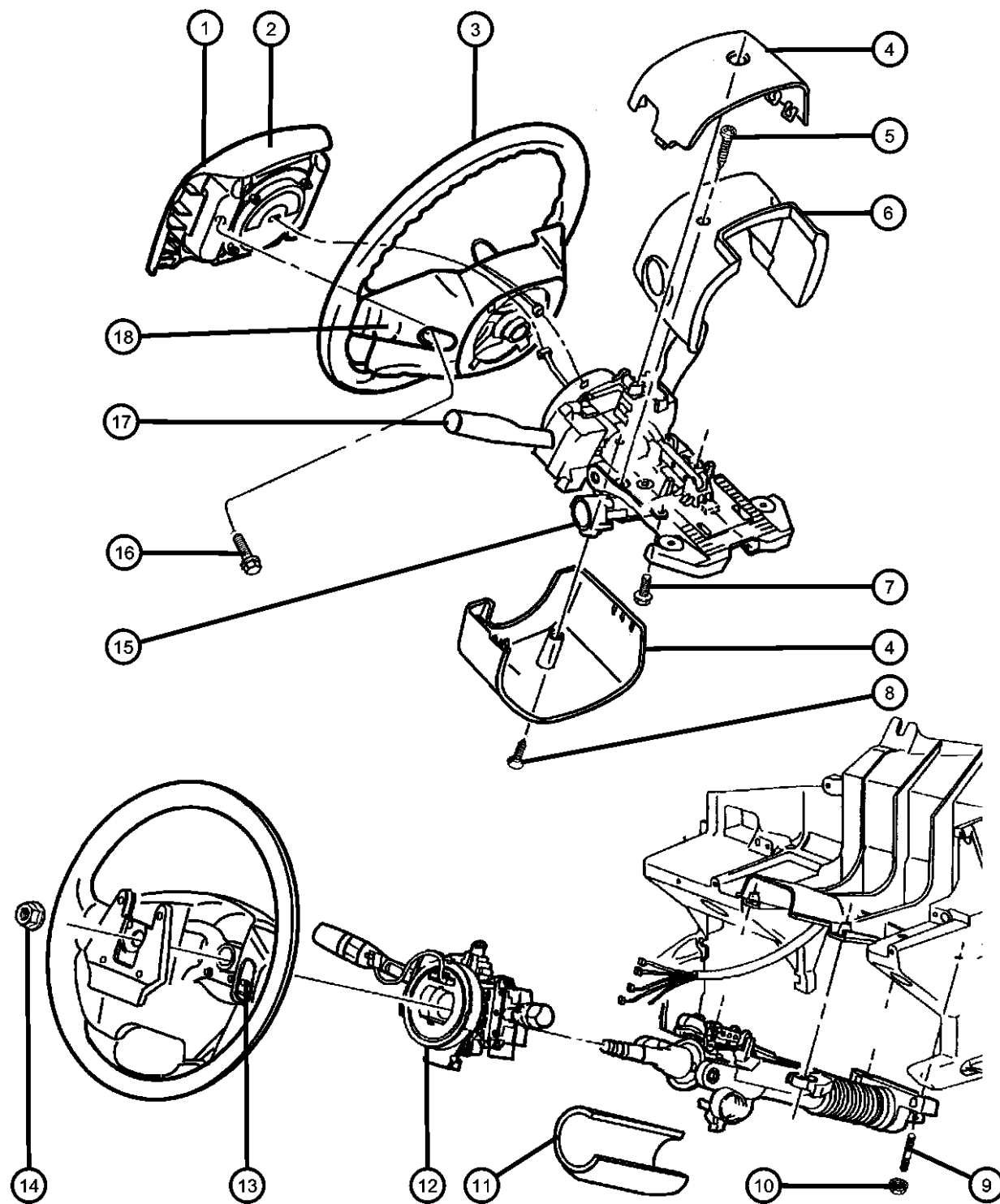


### Group - 19 Steering

Illustration Title	Group-Fig. No.
<b>Steering Wheel</b>	
Steering Wheel Assembly .....	Fig. 19 - 110
<b>Steering Column</b>	
Steering Column Assy .....	Fig. 19 - 210
<b>Steering Gear</b>	
Steering Gear -Left Hand Drive .....	Fig. 19 - 310
Steering Gear -Right Hand Drive .....	Fig. 19 - 320
<b>Steering Linkage</b>	
Steering Linkage,Left Hand Drive.....	Fig. 19 - 410
Steering Linkage,Right Hand Drive .....	Fig. 19 - 420
<b>Power Steering Pump</b>	
Power Steering Pumps-Gas.....	Fig. 19 - 510
Power Steering Pump - Diesel .....	Fig. 19 - 520
<b>Power Steering Hoses</b>	
Power Steering Hoses-Gas-Left Hand Drive.....	Fig. 19 - 710
Power Steering Hoses-Diesel-Left Hand Drive .....	Fig. 19 - 720
Power Steering Hoses-Gas-Right Hand Drive .....	Fig. 19 - 730
Power Steering Hoses-Diesel-Right Hand Drive.....	Fig. 19 - 740

<b>019-100</b> Steering Wheel	<b>019-200</b> Steering Column	<b>019-300</b> Steering Gear	<b>019-400</b> Steering Linkage
			
<b>019-500</b> Power Steering Pump	<b>019-700</b> Power Steering Hoses		
			

Steering Wheel Assembly  
Figure 19-110

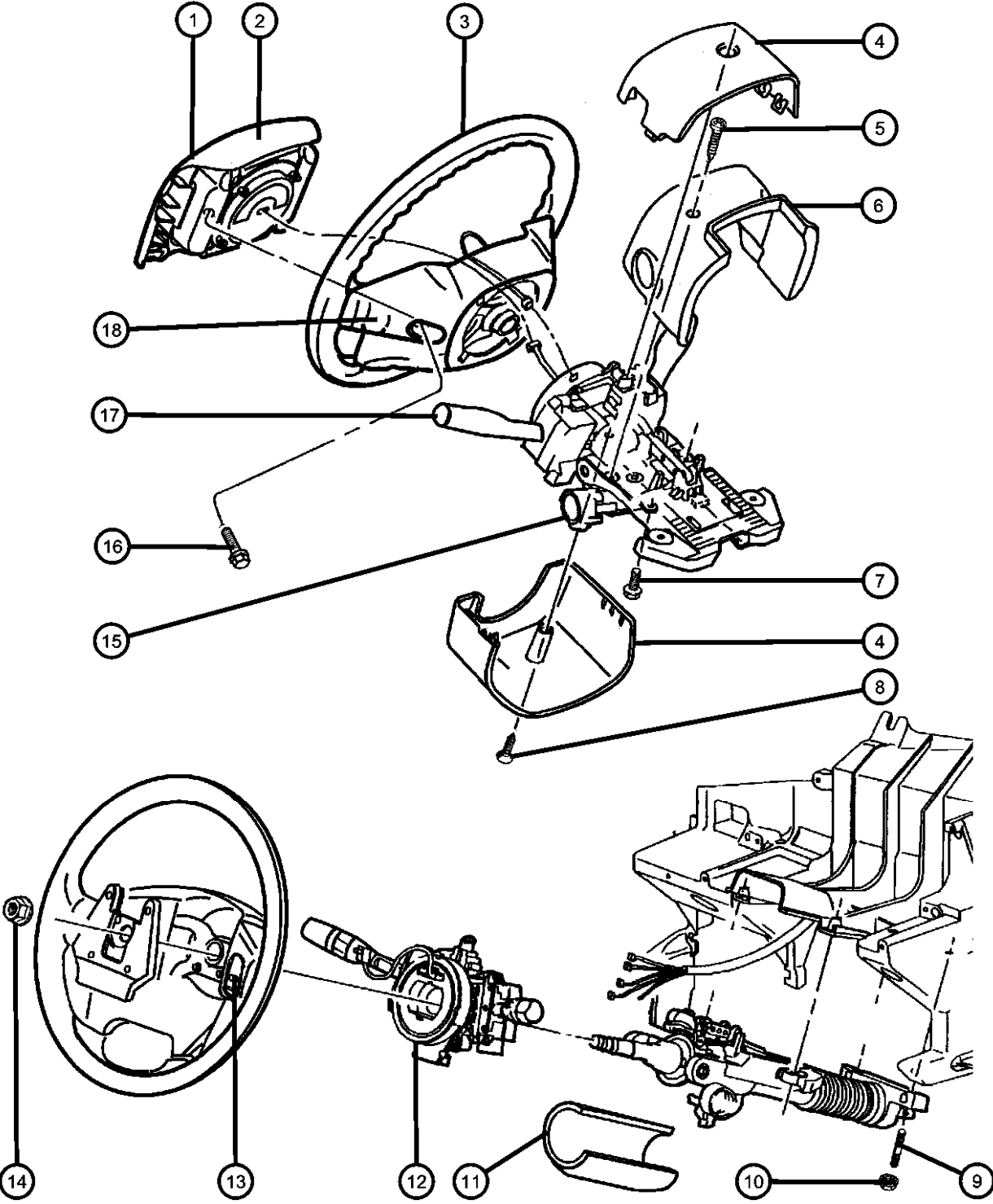


ITEM	PART NUMBER	QTY	LINE	SERIES	BODY	ENGINE	TRANS	TRIM	DESCRIPTION
Note: Sales Codes: DG0=All Automatic Transmissions SCA=Vinyl Steering Wheel SCL =Leather Wrapped Steering Wheel									
1	5GT61LAZAA	1		P					AIR BAG, Driver
		1		H					Agate
	5GT61XTMAA	1		P					Agate
									Black
2	0WH20LAZAA	1		P					COVER, Air Bag Module
		1		H					Includes Horn Switch-Agate
	0WH20XTMAA	1		P					Includes Horn Switch-Agate
									Includes Horn Switch-Black
3	5HM231AZAA	1							WHEEL, Steering
	5HM241AZAA	1		P					[SCA]
		1		H					[SCL] [AZ]
	5HM241TMAA	1		P					[SCL]
									[SCL] [T5]
4	5GE40LAZAA	1		H					SHROUD, Steering Column
		1		P					Agate, Upper And Lower
	5GE40XTMAA	1		P					Agate, Upper And Lower
									Black, Upper And Lower
5	06035142	2							SCREW, .164-32x1.00, Shroud to Column
6	5GE39LAZAA	1		H			DG0		SHROUD, Steering Column
		1		P			DG0		Fixed-Agate, Upper
	5GE39XTMAA	1		P			DG0		Fixed-Agate, Upper
									Fixed-Black, Upper
7	06505513AA	1							SCREW, Tapping, M4x0.7x14, Smart Key Immobilizer Module Mounting
8	06034678	1							SCREW, Self Piercing, .164-15-1, Shroud to Shroud
9	06034678	1							STUD, M6x1.00mmx48.80mm, (NOT SERVICED)
10	06503014	4							NUT AND WASHER, Hex, M6x1, Steering Column Mounting
11	04690413	2							COVER, Steering Wheel
12	56042341AE	1							CLOCKSPRING
13	56042310AC	1							SWITCH, Speed Control
	56042311AC	1							[SCA], Right
	5GY381AZAA	1		P					[SCA], Left
	5GY381TMAA	1		P					[SCL] Agate, Right
	5GY391AZAA	1		P					[SCL] Black, Right
	5GY391TMAA	1		P					[SCL] Agate, Left
									[SCL] Black, Left

AR = use ase required - = Non illustrated part



Steering Wheel Assembly  
Figure 19-110

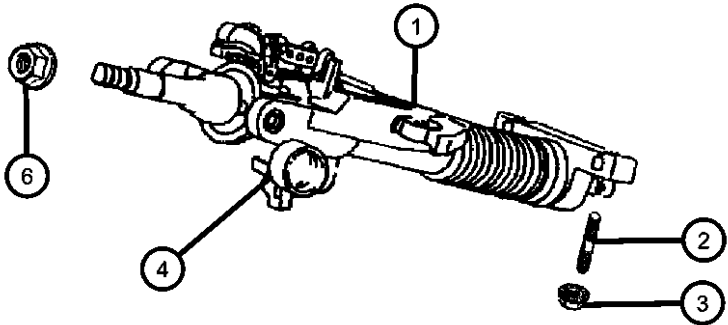


ITEM	PART NUMBER	QTY	LINE	SERIES	BODY	ENGINE	TRANS	TRIM	DESCRIPTION
14	06505248AA	1							NUT, Hex Flange Lock
15	04686665AB	1							MODULE, Immobilizer
16	06506091AA	2							SCREW, M6x1x25, Air Bag to Steering Wheel Mounting
17	04690595AA	1							LEVER, Steering Column
18									SWITCH, Steering Wheel Remote
	56042312AB	1			H				Radio Control, Right
		1			P				Radio Control, Right
	56042313AB	1			P				Radio Control, Left
		1			H				Radio Control, Left
-19	04595746AA	1							LABEL, Air Bag Warning
-20									WIRING, Steering Wheel
	56042592AB	1			H				[SCL]
	56042595AB	1							[SCA]

AR = use ase required - = Non illustrated part

Steering Column Assy  
Figure 19-210

ITEM	PART NUMBER	QTY	LINE	SERIES	BODY	ENGINE	TRANS	TRIM	DESCRIPTION
1	55116975AE	1							COLUMN, Steering, Tilt
2	55116975AE	1							STUD, M6x1.00mmx48.80mm, (NOT SERVICED)
3	06503014	4							NUT AND WASHER, Hex, M6x1, Steering Column Mounting
4	04690488	1							HOUSING, Steering Column Lock, Holds Cylinder and Key
-5	04690023	2							SCREW, Pan Head, .25-20x.62, Ignition Lock Housing Mounting
6	06505248AA	1							NUT, Hex Flange Lock, Steering Wheel Attaching



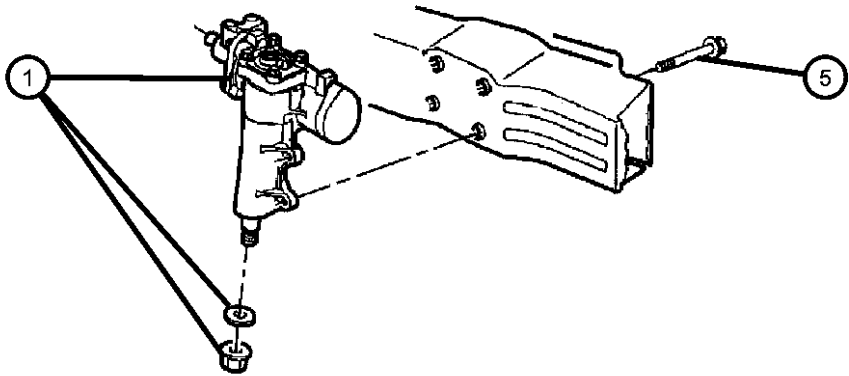
AR = use ase required - = Non illustrated part

Steering Gear -Left Hand Drive  
Figure 19-310

ITEM	PART NUMBER	QTY	LINE	SERIES	BODY	ENGINE	TRANS	TRIM	DESCRIPTION
------	----------------	-----	------	--------	------	--------	-------	------	-------------

Note: T=2 Wheel Drive Left Hand Drive—J=4 Wheel Drive Left Hand Drive

1	52088273AC	1	J						GEAR, Power Steering
-2	05014667AA	1	J						SEAL KIT, Steering Gear Housing
-3	05014665AA	1	J						SEAL KIT, Steering Gear
-4	05014671AA	1	J						SEAL KIT, Steering gear pitman shaft
5	06504965AA	4							SCREW, Hex Head, Steering Gear to Sill Mounting



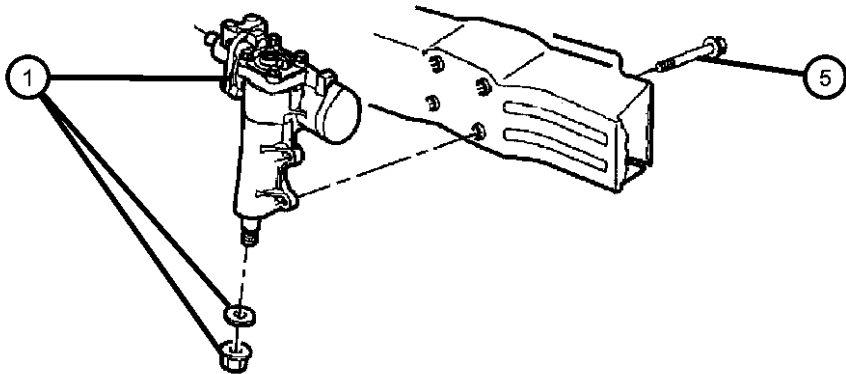
AR = use ase required - = Non illustrated part

Steering Gear -Right Hand Drive  
Figure 19-320

ITEM	PART NUMBER	QTY	LINE	SERIES	BODY	ENGINE	TRANS	TRIM	DESCRIPTION
------	----------------	-----	------	--------	------	--------	-------	------	-------------

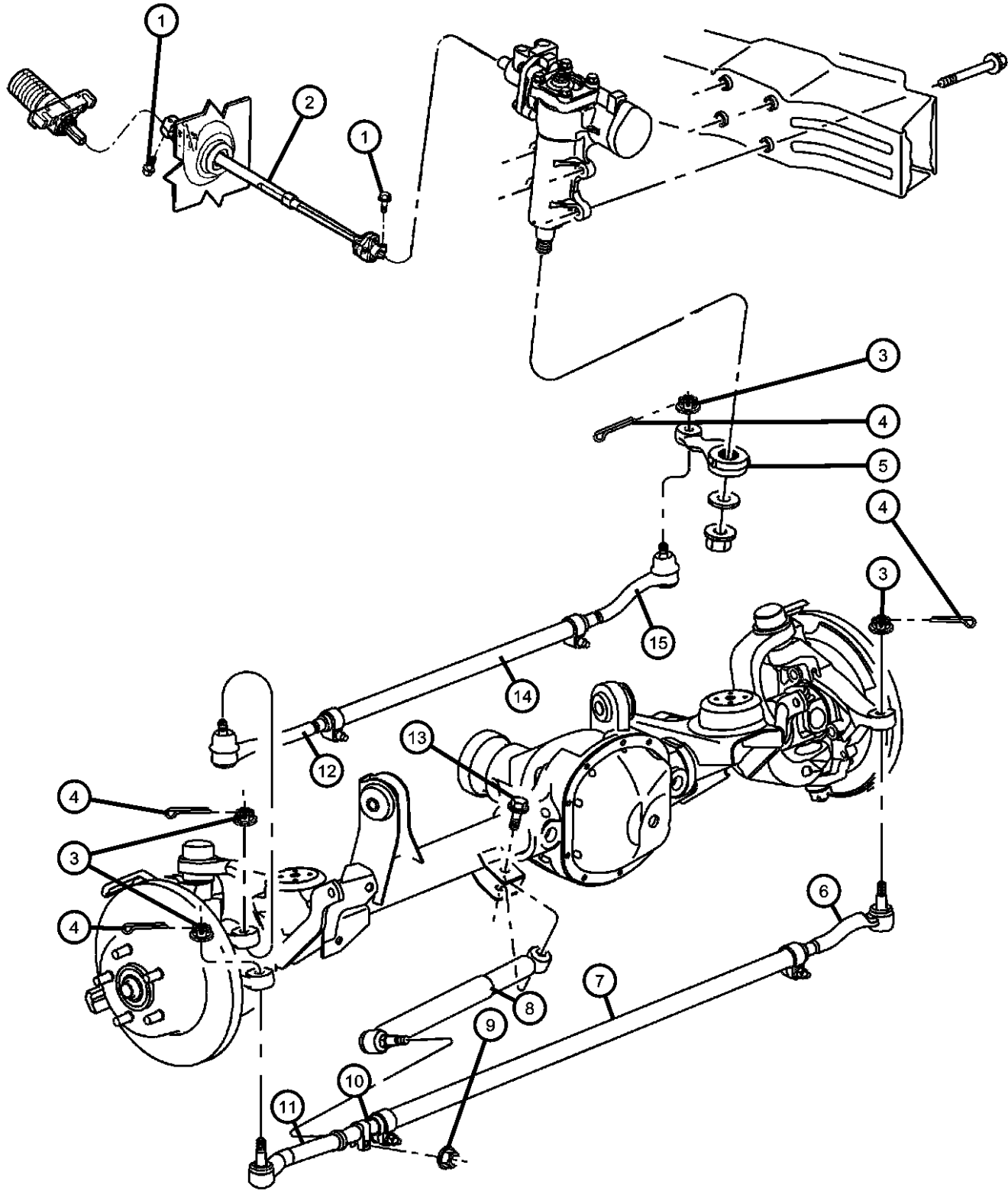
Note: T=2 Wheel Drive Left Hand Drive—J=4 Wheel Drive Left Hand Drive

1	52088471AC	1	U						GEAR, Power Steering
-2	05014668AA	1	U						SEAL KIT, Steering Gear Housing
-3	05014665AA	1	U						SEAL KIT, Steering Gear
-4	05014674AA	1	U						SEAL KIT, Steering gear pitman shaft
5	06504965AA	4							SCREW, Hex Head, Steering Gear to Sill Mounting



AR = use ase required - = Non illustrated part

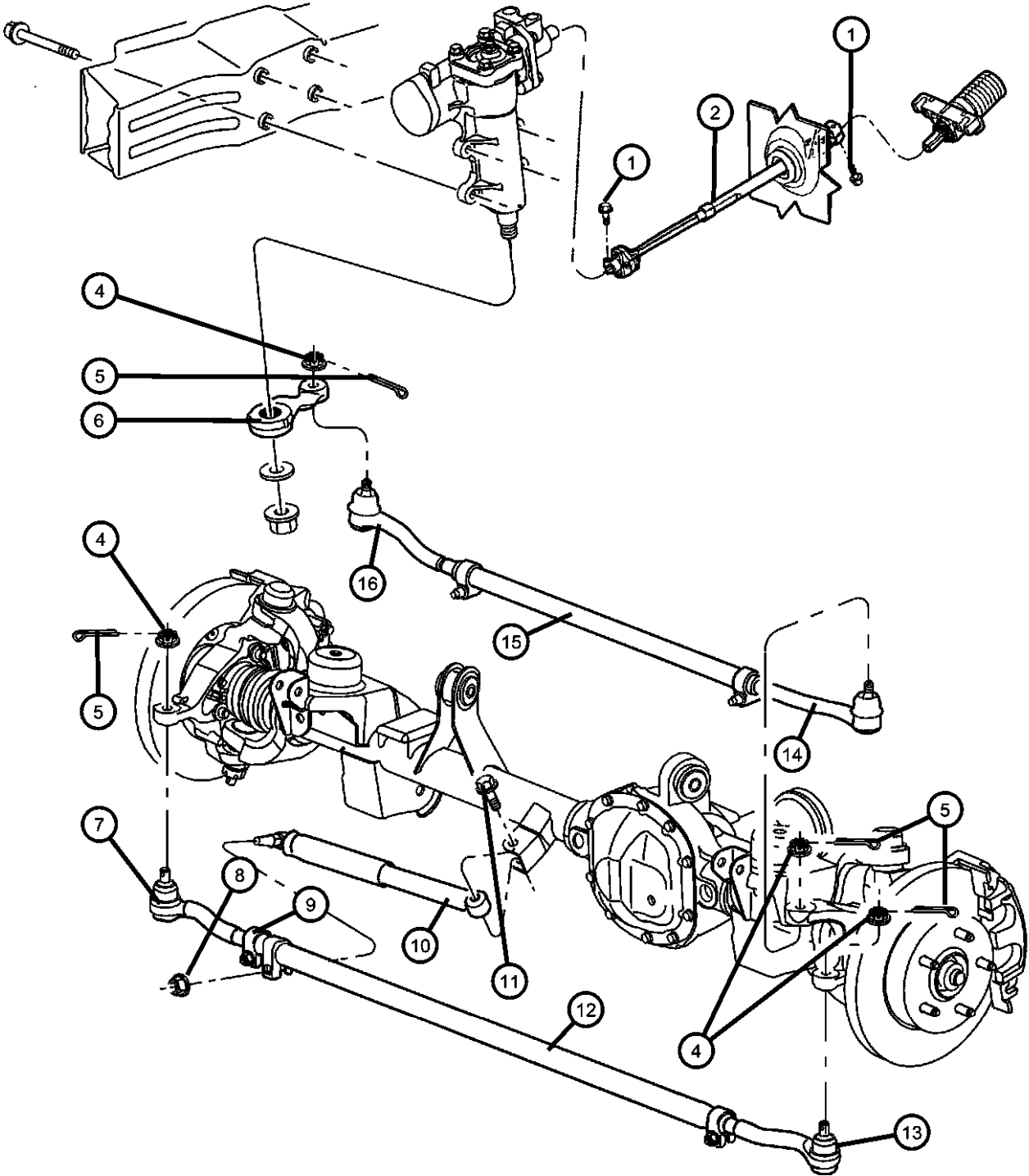
Steering Linkage,Left Hand Drive  
Figure 19-410



ITEM	PART NUMBER	QTY	LINE	SERIES	BODY	ENGINE	TRANS	TRIM	DESCRIPTION
1	06504926AA	2							SCREW, Hex Flange Head, M10x1.5x40, Intermediate Shaft to Steering Column/Gear Box, Mounting
2	52088253AG	1	J						SHAFT, Intermediate
3	06034358	1							NUT, Hex, .50-20
		1							Drag Link to Pitman Arm, Mounting
		1							Drag Link to Knuckle, Mounting
		2							Tie Rod to Knuckle, Mounting
4	34202101	1							PIN, Cotter
		1							Drag Link to Knuckle, Mounting
		1							Drag Link to Pitman Arm, Mounting
		2							Tie Rod to Knuckle, Mounting
5	52088242	1	J						ARM, Pitman
6	52088869AA	1							SOCKET, Tie Rod, Outer, To Knuckle, Left
7	52088871AB	1							LINK, Steering, Adjuster Tube with Clamps
8	52088251AB	1							DAMPER, Steering
9	06505822AA	1							NUT, Steering Damper Stud to Tie Rod, Mounting
10	52088872AA	1							CLAMP, Steering Damper, To Tie Rod Assembly, Mounting
11	52088870AA	1							SOCKET, Tie Rod, Outer, To Knuckle, Right
12	52088461	1	J						SOCKET, Tie Rod, Drag Link to Knuckle
13	06502473	1							BOLT, Hex Flange Head, M12x1.75x65, Steering Damper to Axle Bracket, Mounting
14	52088463AB	1	J						LINK, Steering, Adjuster Tube with Clamps
15	52088511	1	J						SOCKET, Tie Rod, Drag Link to Pitman Arm

AR = use ase required - = Non illustrated part

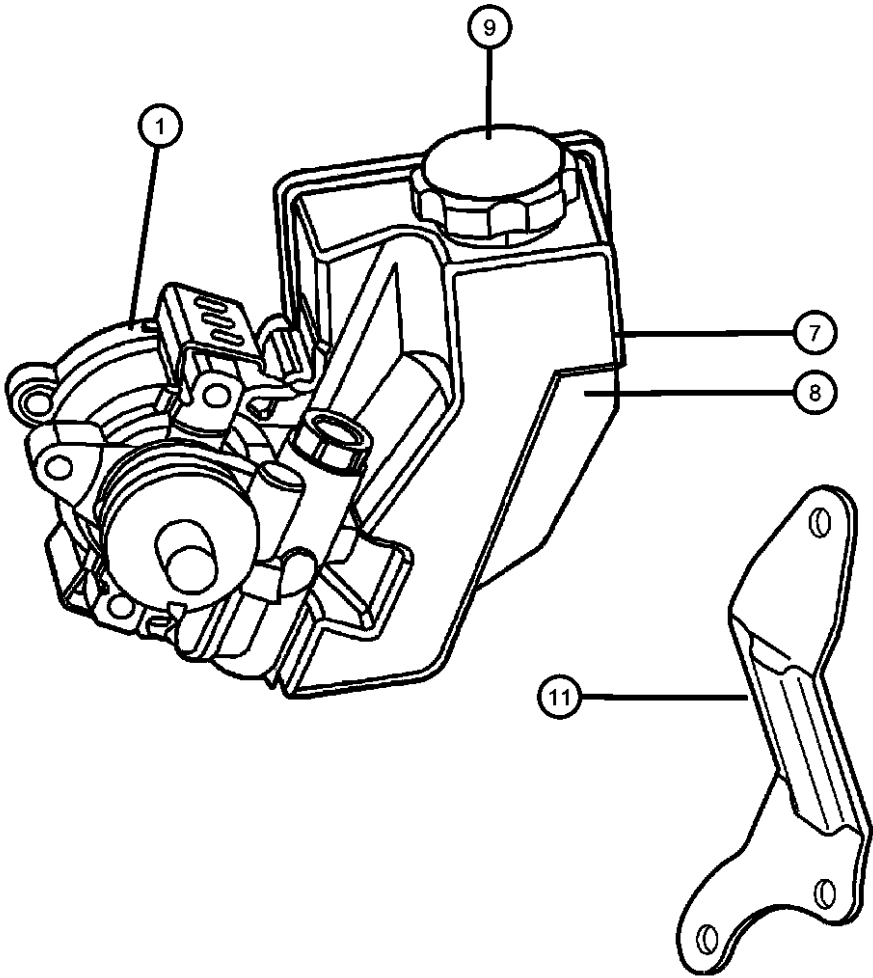
Steering Linkage,Right Hand Drive  
Figure 19-420



ITEM	PART NUMBER	QTY	LINE	SERIES	BODY	ENGINE	TRANS	TRIM	DESCRIPTION
Note:Sales Codes [EN0]=Engines - All 4/5 Cylinder Turbo Diesel [ER0]=Engines - All 4.0L 6 Cylinder Gas [EV0]=Engines - All 4.7L Gas									
1	06504926AA	2							SCREW, Hex Flange Head, M10x1.5x40, Intermediate Shaft to Steering Column/Gearbox, Mounting
2									SHAFT, Intermediate
	52088253AG	1	U			ER0, EX0			
	55116336AE	1	U			EV0			
-3	06100516	2	U			EV0			NUT, Hex Flange Lock, M6 Phosphate, Intermediate Shaft to Center Bearing Bracket, Mounting
4									NUT, Hex, .50-20
	06034358	1							Drag Link to Knuckle, Mounting
		1							Drag Link to Pitman Arm, Mounting
		2							Tie Rod to Knuckle, Mounting
5									PIN, Cotter
	34202101	1							Drag Link to Knuckle, Mounting
		1							Drag Link to Pitman Arm, Mounting
		2							Tie Rod to Knuckle, Mounting
6	52088243	1	U						ARM, Pitman
7	52088870AA	1							SOCKET, Tie Rod, Outer, To Knuckle, Right
8	06505822AA	1							NUT, Steering Damper Stud to Tie Rod, Mounting
9	52088872AA	1							CLAMP, Steering Damper, To Tie Rod Assembly
10	52088251AB	1							DAMPER, Steering
11	06502473	1							BOLT, Hex Flange Head, M12x1.75x65, Steering Damper to Axle Bracket, Mounting
12	52088871AB	1							LINK, Steering, Adjuster Tube with Clamps
13	52088869AA	1							SOCKET, Tie Rod, Outer, To Knuckle, Left
14	52088512	1	U						SOCKET, Tie Rod, Drag Link to Knuckle
15	52088728AB	1	U						LINK, Steering, Adjuster Tube with Clamps
16	52088511	1	U						SOCKET, Tie Rod, Drag Link to Pitman Arm

AR = use ase required - = Non illustrated part

Power Steering Pumps-Gas  
Figure 19-510



ITEM	PART NUMBER	QTY	LINE	SERIES	BODY	ENGINE	TRANS	TRIM	DESCRIPTION
Note: ER0=4.0L 6 Cyl Engine—EV0 = 4.7L Gas Engine									
1									PUMP, Power Steering
	52088278AC	1				ER0			
	52089300AB	1				EV0			
-2	04728247	1				ER0			SEAL, Power Steering Pump Shaft
-3	04778797AB	1				EV0			SEAL, Power Steering Pump
-4	05019705AA	1				EV0			O RING
-5	02537833	1				EV0			SPRING, Power Steering Pump Flow
-6	52088914AA	1				EV0			FITTING, Quick Disconnect
7	05016184AA	1				ER0			RESERVOIR KIT, Power steering pump
8	05093219AA	1				EV0			RESERVOIR, Power Steering Pump
9									CAP, Power Steering Reservoir
	04897287AA	1				ER0			
	05073626AA	1				EV0			
-10	53010258AB	1				ER0, EV0			PULLEY, Power Steering Pump
11	04854157	1				ER0			BRACE, Power Steering Pump
-12	06502425	3				ER0			SCREW AND WASHER, Hex Head, M8x1.25x95, Power Steering Pump and Brace, Mounting
-13	06102045AA	3				EV0			SCREW AND WASHER, Hex Head, Power Steering Pump, Mounting

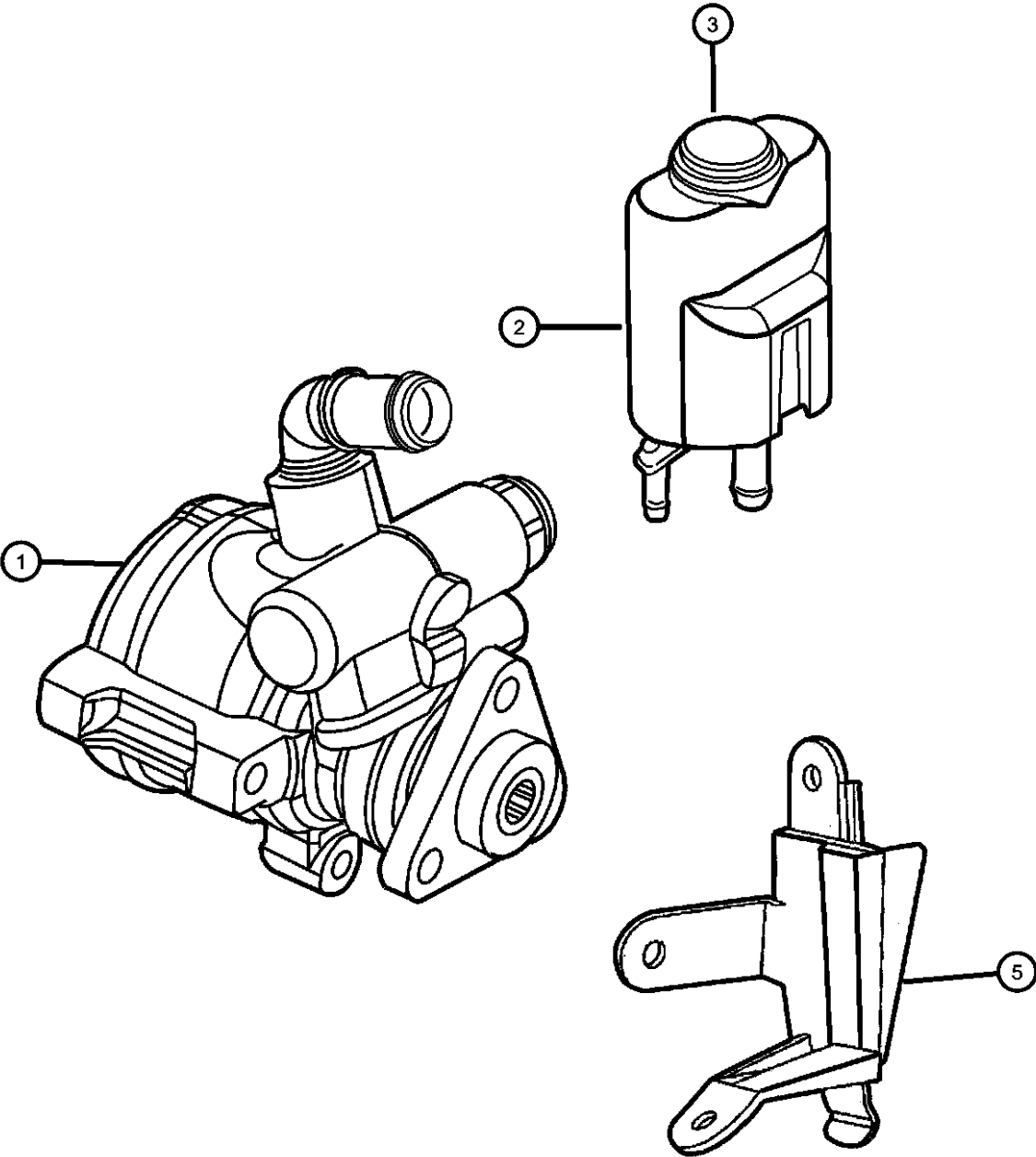
AR = use ase required - = Non illustrated part

Power Steering Pump - Diesel  
Figure 19-520

ITEM	PART NUMBER	QTY	LINE	SERIES	BODY	ENGINE	TRANS	TRIM	DESCRIPTION
------	-------------	-----	------	--------	------	--------	-------	------	-------------

NOTES:  
Sales Code:  
DG0 = All Automatic Transmissions  
EXO = All 3.0/3.1L Turbo Diesel Engine

1	52088582AC	1				EXO	DG0		PUMP, Power Steering
2	52087713AD	1				EXO			RESERVOIR, Power Steering Pump
3	04694766	1				EXO			CAP, Power Steering Pump
-4	04694766	1							HOSE, Power Steering Reservoir, (See Illustration 710), (NOT SERVICED)
5	52088529AA	1				EXO			BRACKET, Power Steering Reservoir
-6	05015034AA	1				EXO	DG0		PULLEY, Power Steering Pump
-7	06102132AA	3				EXO			SCREW, Hex Head, M6x1x20



AR = use ase required - = Non illustrated part

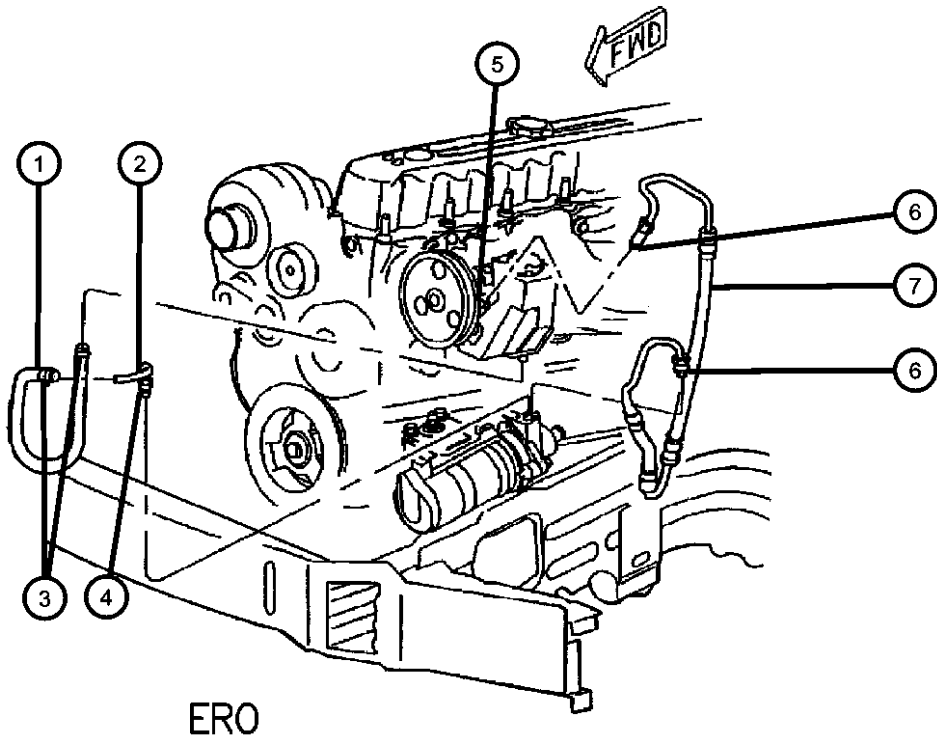


Power Steering Hoses-Gas-Left Hand Drive  
Figure 19-710

ITEM	PART NUMBER	QTY	LINE	SERIES	BODY	ENGINE	TRANS	TRIM	DESCRIPTION
------	----------------	-----	------	--------	------	--------	-------	------	-------------

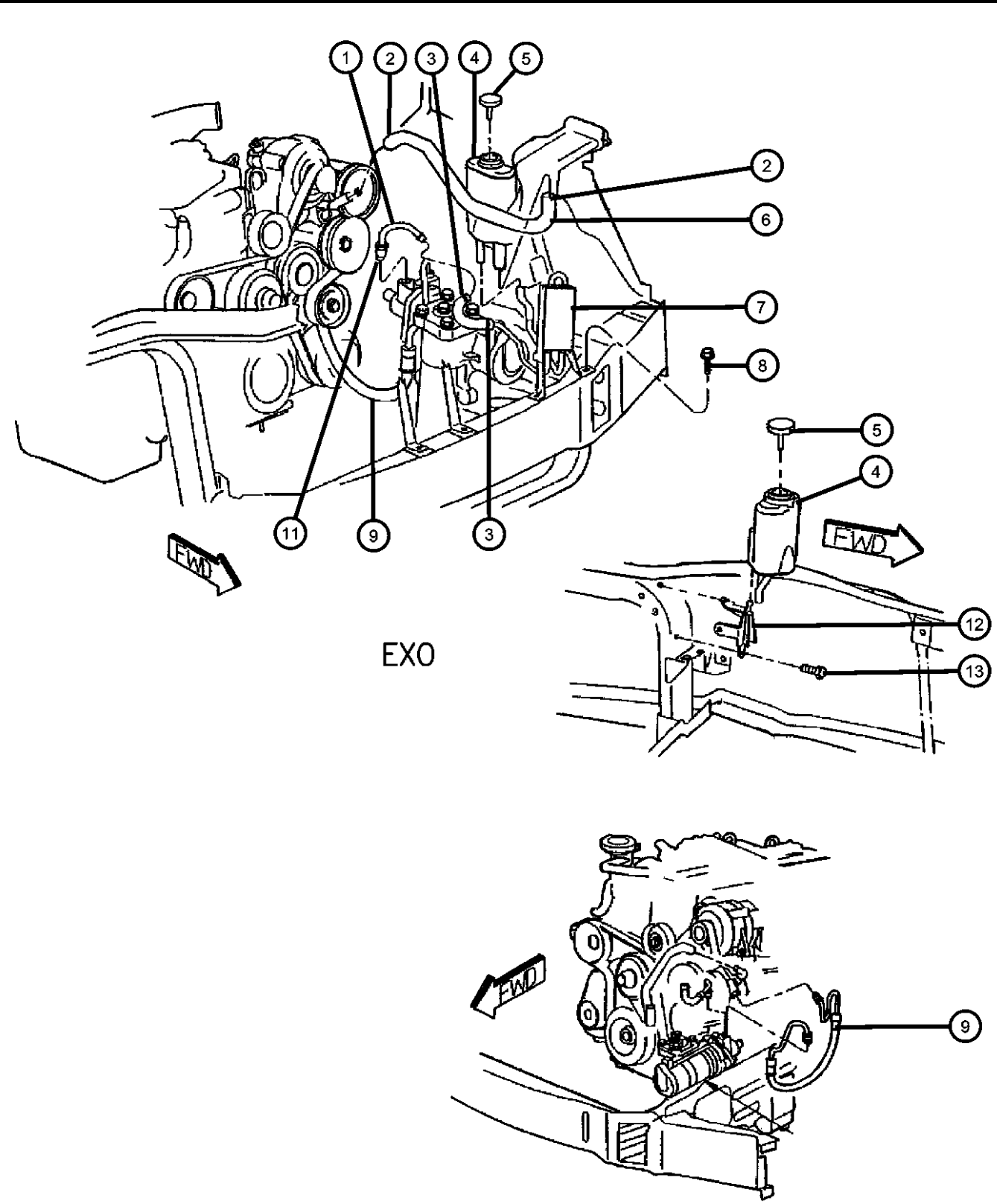
Note:  
ER0 = All 4.0L 6 Cylinder Gas Engine  
EV0 = All 4.7L Gas Engines

1	52088774AA	1	J			ER0			HOSE, Power Steering Return
2	52088775AA	1	J						TUBE, Power Steering Return
3	02448761	2	J			ER0			CLAMP, Hose
4	05205254	2	J			EV0			O RING, Power Steering Hose
5	52088914AA	1				ER0, EV0			FITTING, Quick Disconnect
6	05205254	1				ER0, EV0			O RING, Power Steering Hose
7	52089505AB	1	J			EV0			HOSE, Power Steering Pressure



AR = use ase required - = Non illustrated part

Power Steering Hoses-Diesel-Left Hand Drive  
Figure 19-720



ITEM	PART NUMBER	QTY	LINE	SERIES	BODY	ENGINE	TRANS	TRIM	DESCRIPTION
Note: EX0=3.0/3.1L Turbo Diesel									
1	52088775AA	1	J						TUBE, Power Steering Return
2	02448761	1	J			EX0			CLAMP, Hose
3	02448761	1	J			EX0			CLAMP, Hose
4	52087713AD	1				EX0			RESERVOIR, Power Steering Pump
5	04694766	1				EX0			CAP, Power Steering Pump
6	52088530AA	1				EX0			HOSE, Power Steering Reservoir
7	52088618AB	1	J			EX0			COOLER, Power Steering
8	06102132AA	1				EX0			SCREW, Hex Head, M6x1x20
9	52088666AB	1	J			EX0			HOSE, Power Steering Pressure
-10	05205254	2	J			EX0			O RING, Power Steering Hose
11	05205254	2	J			EX0			O RING, Power Steering Hose
12	52088529AA	1				EX0			BRACKET, Power Steering Reservoir
13	06102132AA	4							SCREW, Hex Head, M6x1x20

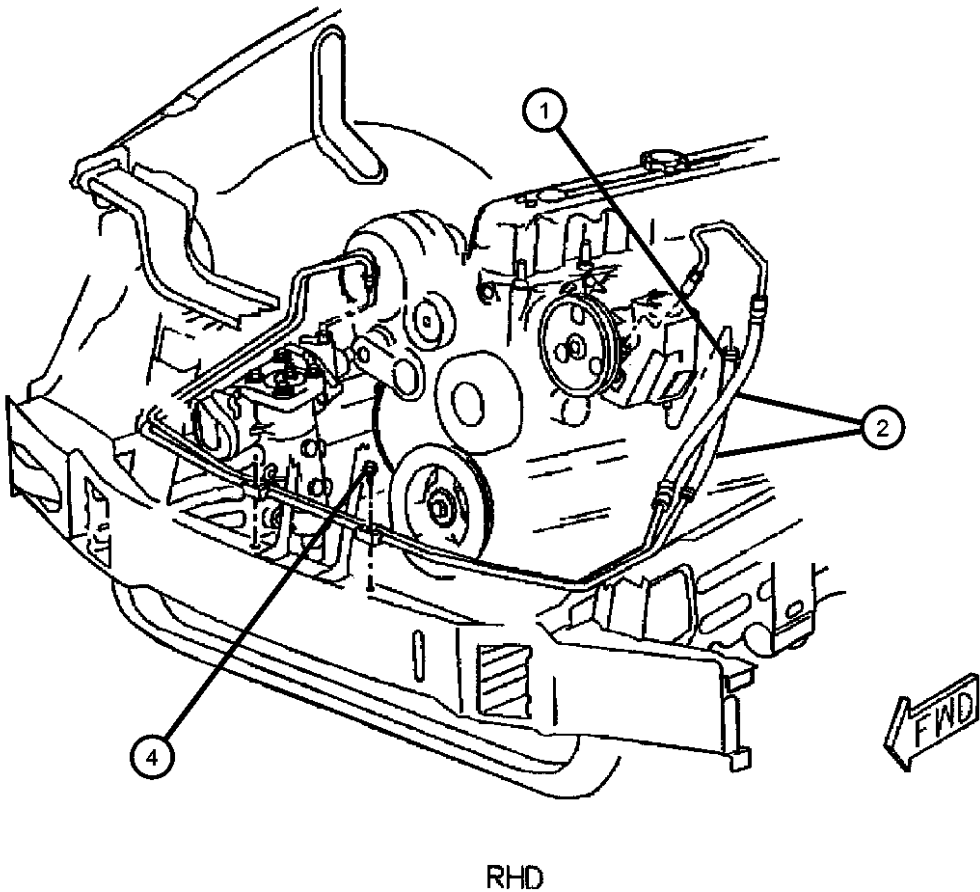
AR = use ase required - = Non illustrated part

Power Steering Hoses-Gas-Right Hand Drive  
Figure 19-730

ITEM	PART NUMBER	QTY	LINE	SERIES	BODY	ENGINE	TRANS	TRIM	DESCRIPTION
------	----------------	-----	------	--------	------	--------	-------	------	-------------

Note:  
DG0 = All Automatic Transmissions  
ER0 = All 4.0L 6 Cylinder Gas Engines  
EVA = 4.7L Power Tech V-8 Engine  
EV0 = All 4.7L Gas Engine

1	02448770	1				ER0, EV0			CLAMP, Hose
2	52088620AD	1	U			ER0, EV0			HOSE, Power Steering
-3	05205254	1				ER0, EV0			O RING, Power Steering Hose
4	06504480	3				EVA	DG0		SCREW, M6x1x25



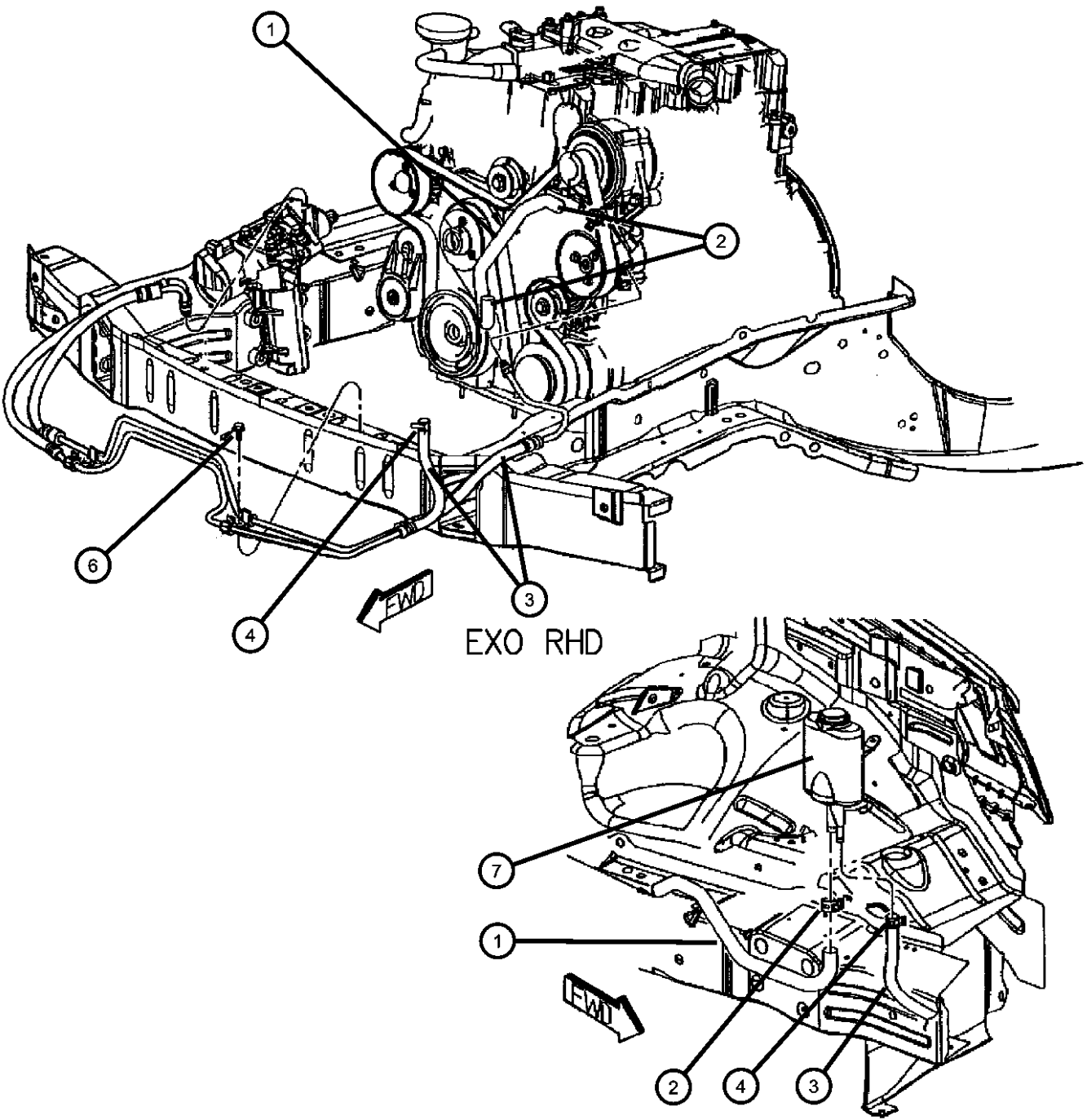
AR = use ase required - = Non illustrated part

Power Steering Hoses-Diesel-Right Hand Drive  
Figure 19-740

ITEM	PART NUMBER	QTY	LINE	SERIES	BODY	ENGINE	TRANS	TRIM	DESCRIPTION
------	----------------	-----	------	--------	------	--------	-------	------	-------------

Note:  
ER0 = All 4.0L 6 Cyl Gas Engines  
EV0 = All 4.7L Gas Engines  
EX0 = All 3.0/3.1L Turbo Diesel Engines

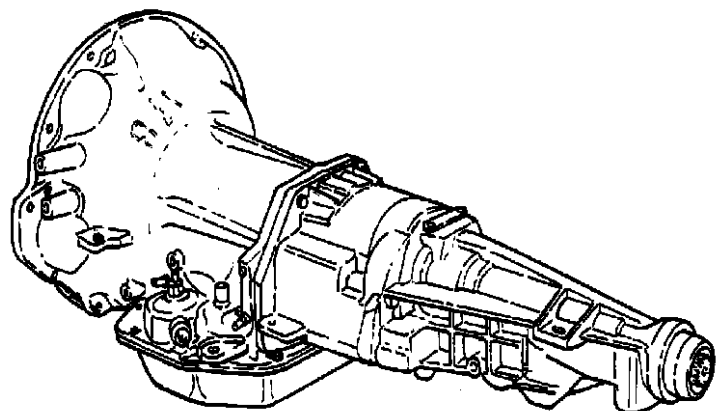
1	52088530AA	1				EX0			HOSE, Power Steering Reservoir
2	02448770	1	U			EX0			CLAMP, Hose
3	52088622AB	1	U			EX0			HOSE ASSEMBLY, P/S PRESSURE AND RETURN
4	02448770	3				ER0, EV0			CLAMP, Hose
-5	05205254	1	U			EX0			O RING, Power Steering Hose, For Return Hose Fitting
6	06102132AA	1				EX0			SCREW, Hex Head, M6x1x20
7	52087713AD	1				EX0			RESERVOIR, Power Steering Pump



AR = use ase required - = Non illustrated part

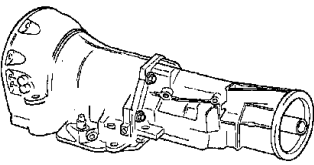
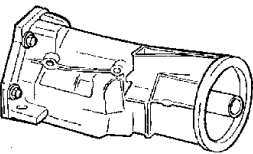

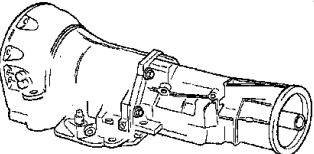


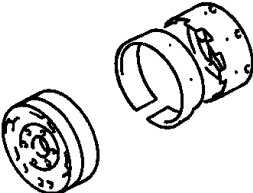
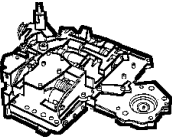
# Group - 42RE

## Automatic Transmission 4 Speed



### Group - 42RE Automatic Transmission 4 Speed

Illustration Title	Group-Fig. No.
<b>Transmission Assembly</b>	
Transmission 42RE [DGK] .....	Fig. 42RE - 110
<b>Case and Extension</b>	
Case & Related Parts 42RE (DGK).....	Fig. 42RE - 210
Case Rear 42RE (DGK) .....	Fig. 42RE - 220
<b>Oil Pump</b>	
Oil Pump 42RE (DGK).....	Fig. 42RE - 310
<b>Gear Train</b>	
Clutch, Front & Rear (DGK) .....	Fig. 42RE - 410
Gear Train and Intermediate Shaft 42RE (DGK) .....	Fig. 42RE - 420
Output Shaft 42RE (DGK) .....	Fig. 42RE - 430
<b>Bands, Reverse and Kickdown</b>	
Bands 42RE (DGK) .....	Fig. 42RE - 510
<b>Valve Body</b>	
Valve Body 42RE (DGK).....	Fig. 42RE - 710
Servos 42RE (DGK) .....	Fig. 42RE - 720
Parking Sprag 42RE (DGK) .....	Fig. 42RE - 730
<b>Overdrive Gear Train</b>	
Overdrive Gear Train 42RE (DGK) .....	Fig. 42RE - 1010
<b>Gearshift Controls</b>	
Gearshift Controls 42RE (DGK).....	Fig. 42RE - 1210

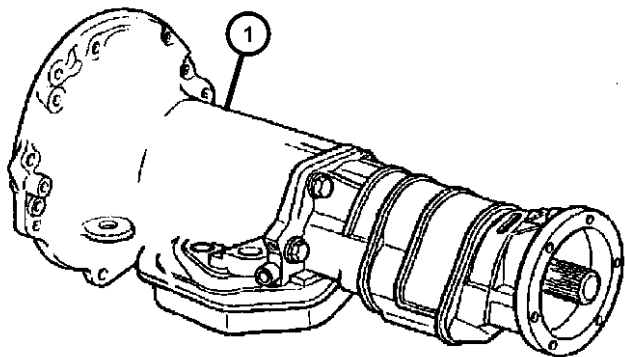
<b>42RE-100</b> Transmission Assembly	<b>42RE-1000</b> Overdrive Gear Train	<b>42RE-1200</b> Gearshift Controls	<b>42RE-200</b> Case and Extension
			
<b>42RE-300</b> Oil Pump	<b>42RE-400</b> Gear Train	<b>42RE-500</b> Bands, Reverse and Kickdown	<b>42RE-700</b> Valve Body
			

Transmission 42RE [DGK]  
Figure 42RE-110

ITEM	PART NUMBER	QTY	LINE	SERIES	BODY	ENGINE	TRANS	TRIM	DESCRIPTION
------	----------------	-----	------	--------	------	--------	-------	------	-------------

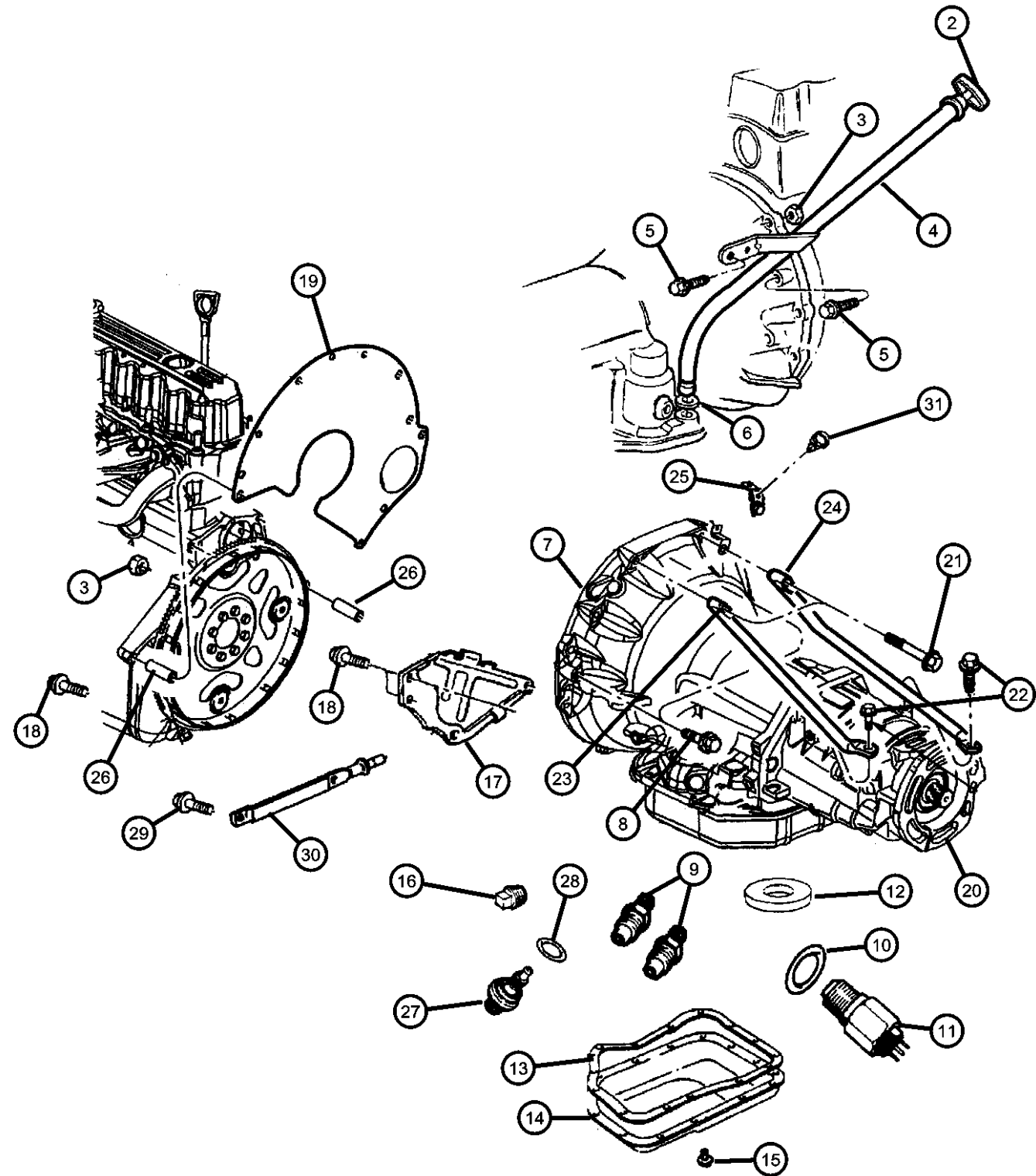
NOTE:  
Sales Code:  
DGK=4 Speed Automatic Transmission (42RE)

1	05015274AA	1					DGK		TRANSMISSION PACKAGE
-2	52118783AB	1					DGK		OVERDRIVE



AR = use ase required - = Non illustrated part

Case & Related Parts 42RE (DGK)  
Figure 42RE-210



NOTE:  
Sales Code  
ER0=All 4.0L In-Line 6 Engines  
EX0=All 3.1L Turbo Diesel Engines  
DGK=4 Speed Automatic Transmission (42RE)  
DG0=All 4 Speed Automatic Transmissions

ITEM	PART NUMBER	QTY	LINE	SERIES	BODY	ENGINE	TRANS	TRIM	DESCRIPTION
-1	04863907AD	1					DGK		SEAL AND GASKET PACKAGE, Transmission
2	52118641AC	1				ER0, EX0	DG0		INDICATOR, Transmission Fluid Level
3	J0219422	1					DGK		NUT, Hex
4	52104247	1					DGK		TUBE, Transmission Oil Filler
5	00153371	1					DGK		BOLT, Hex Head, .375-16x2.25
6	52118629AB	1					DG0		SEAL, Oil Filler Tube
7	52118291	1					DGK		CASE, Transmission
8	J4004370	2					DGK		BOLT AND WASHER, Hex Head, .437-14x2.75
9	06033879	2					DGK		NUT, Inverted Flare, .62-18
10	02408143	1					DGK		WASHER, Switch
11	03747361	1					DGK		SWITCH, Neutral, Safety, Back Up
12	03681601	1					DGK		MAGNET, Transmission
13	04295875	1					DGK		GASKET, Oil Pan
14	52118779AB	1					DGK		PAN, Transmission Oil
15	04723548	12					DGK		SCREW AND WASHER, Hex Head, .312-18x.625
16	06028095	1					DGK		PLUG, Pressure Check
17	52118136AB	1					DGK		COVER, Converter
18	04723548	12					DGK		SCREW AND WASHER, Hex Head, .312-18x.625
19	J3237847	1				ER0	DG0		SPACER, Clutch Housing
20	05012428AA	1					DGK		ADAPTER, Transfer Case
21	06034242	2				ER0	DG0		SCREW AND WASHER
22	06027865	2				ER0	DG0		SCREW, .375-16x1.375, 06025677
23	52104201	1				ER0	DG0		BRACE, Bending Transmission, Top Left
24	52104200	1				ER0	DG0		BRACE, Bending Transmission, Top Right
25	52098522	1				ER0, EX0			BRACKET, Tube
26	J4005148	2				ER0			DOWEL, Transmission
27	04412879	1					DGK		SENSOR, Transmission Output Speed
28	06501701	1					DGK		O RING, Trans Speed Sensor
29	06034498	2				ER0	DG0		SCREW AND WASHER, Hex Head, .312-18x1.25
30	52104250AA	1				ER0	DG0		BRACE, Bell Housing
31	J4005701	1							CLIP

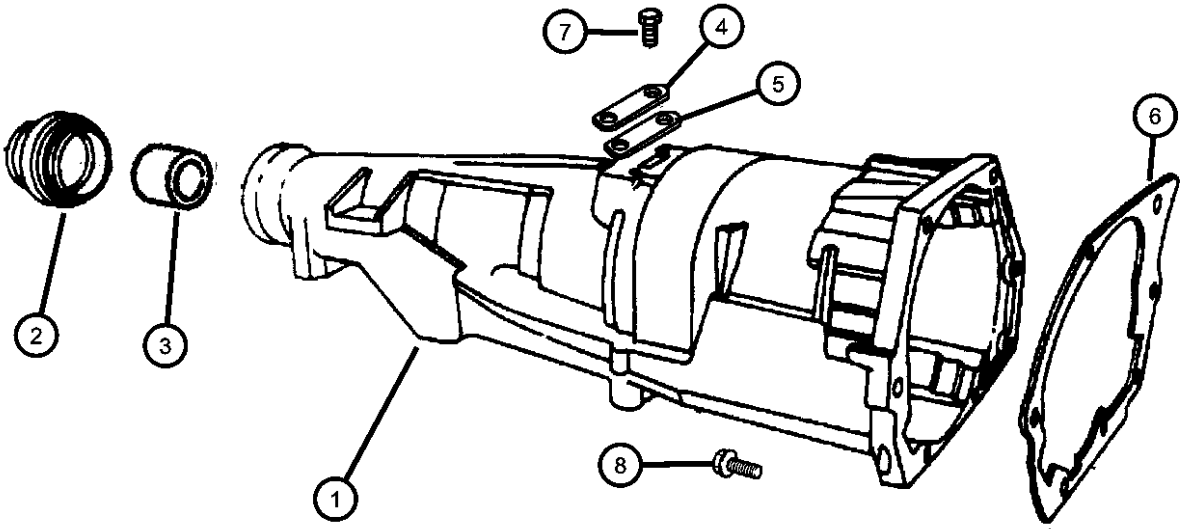
AR = use ase required - = Non illustrated part

Case Rear 42RE (DGK)  
Figure 42RE-220

ITEM	PART NUMBER	QTY	LINE	SERIES	BODY	ENGINE	TRANS	TRIM	DESCRIPTION
------	----------------	-----	------	--------	------	--------	-------	------	-------------

NOTE:  
Sales Code:  
DGK=4 Speed Automatic Transmission (42RE)

1	05012428AA	1					DGK		ADAPTER, Transfer Case
2	04269956	1					DGK		SEAL, Adapter
3	04269956	1							BUSHING, Serviced With # 1, (NOT SERVICED)
4	02466957	1					DGK		COVER, Transmission Converter
5	02801398	1					DGK		GASKET, Transmission
6	04471564	1					DGK		GASKET, Overdrive Piston Retainer
7	04471564	1							SCREW, (NOT SERVICED)
8	06036046AA	7					DGK		SCREW, Hex Flange Head, .375-16x1.38



AR = use ase required - = Non illustrated part



### Oil Pump 42RE (DGK) Figure 42RE-310

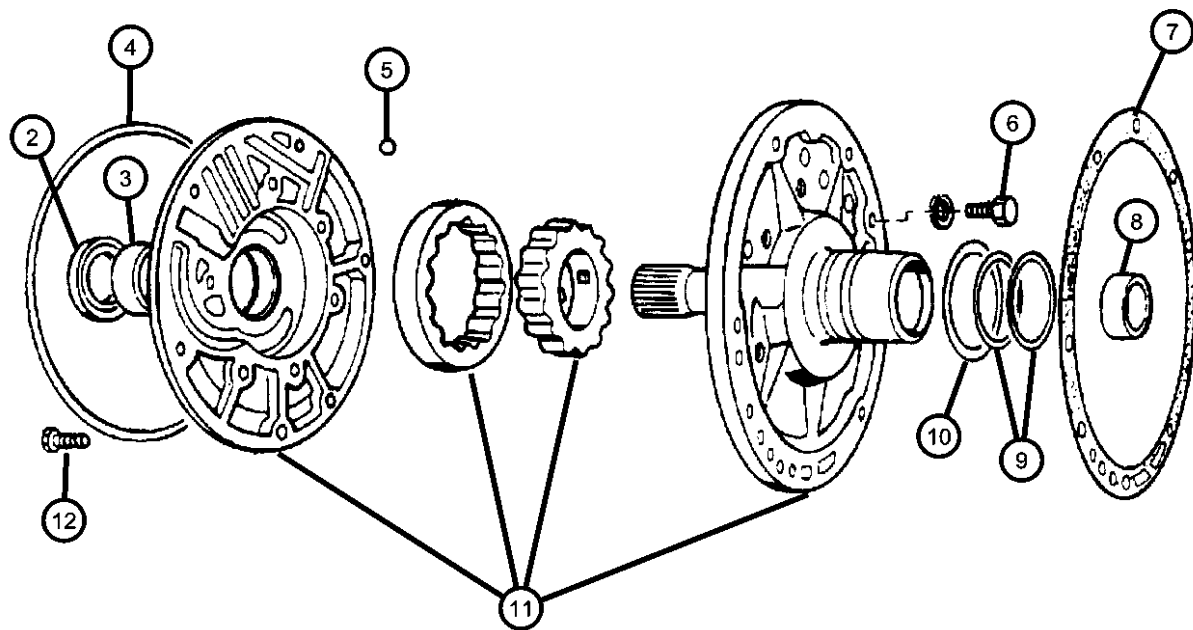
ITEM	PART NUMBER	QTY	LINE	SERIES	BODY	ENGINE	TRANS	TRIM	DESCRIPTION
------	-------------	-----	------	--------	------	--------	-------	------	-------------

NOTE:

Sales Code:

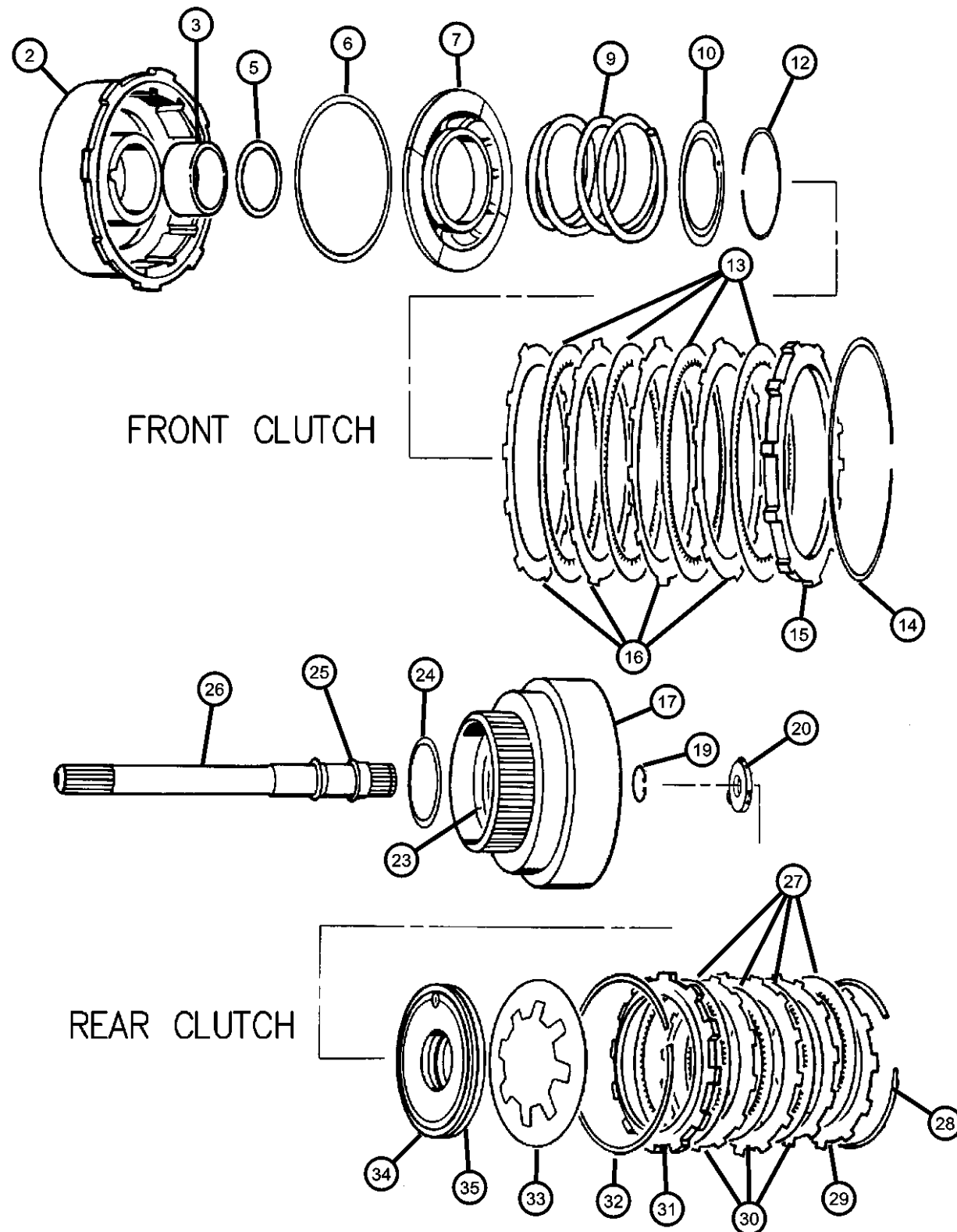
DGK=4 Speed Automatic Transmission (42RE)

-1	04713108AB	1	DGK	GASKET AND SEAL PACKAGE, Transmission Oil Pump
2	04412475	1	DGK	SEAL, Impeller Hub, 57.25mm OD
3	02466796	1	DGK	BUSHING, Front Pump
4	02204709	1	DGK	SEAL, Front Pump Housing
5	00104918	1	DGK	BALL, Valve Body Check
6	00179815	6	DGK	SCREW, Hex Head, .312-18x.687
7	52118266	1	DGK	GASKET, Transmission Oil Pump
8	04058635	1	DGK	BUSHING, Reaction Shaft
9	04471874	2	DGK	SEAL, Ring Reaction Support, 2 1/16 O.D.
10	04617786	1	DGK	THRUST WASHER, Front Clutch
11	52118267AB	1	DGK	PUMP, Transmission Oil
12	06023943	6	DGK	SCREW AND WASHER, Hex Flange Head, .312-18x1.375



AR = use ase required    - = Non illustrated part

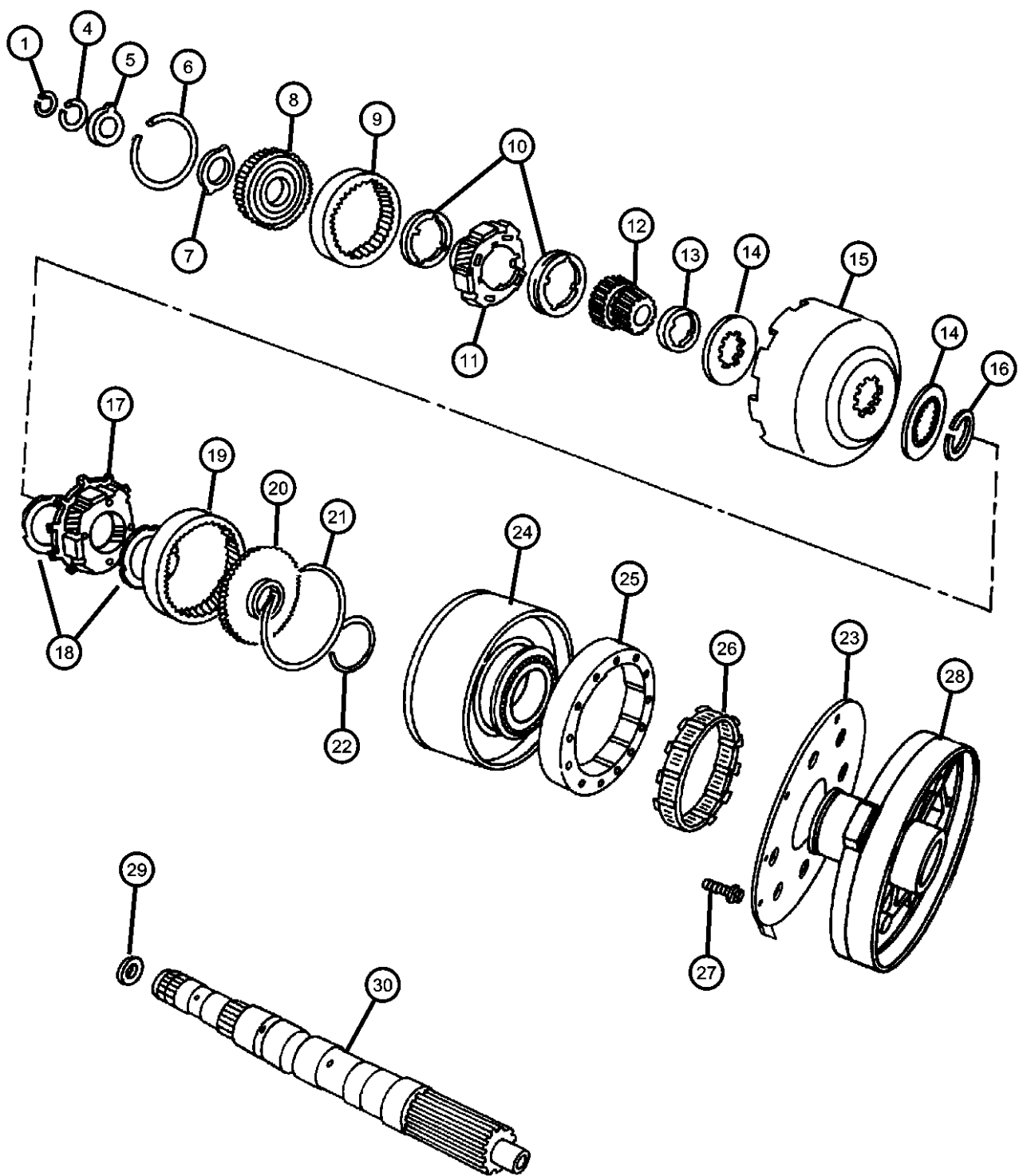
### Clutch, Front & Rear (DGK) Figure 42RE-410



ITEM	PART NUMBER	QTY	LINE	SERIES	BODY	ENGINE	TRANS	TRIM	DESCRIPTION
NOTE:									
Sales Codes:									
DGK=4 Speed Automatic Transmission (42RE)									
-1	05252926AB	1					DGK		SEAL PACKAGE, Transmission Clutch
2	04531285AB	1					DGK		RETAINER AND BUSHING, Transmission Front Clutch
3	04617157	1					DGK		BUSHING, Front Clutch
-4	04617159	1					DGK		BUSHING, Rear Clutch
5	03515176	1					DGK		SEAL, Front Clutch Piston
6	04058487AB	1					DGK		SEAL, Front Piston Clutch
7	03515716	1					DGK		PISTON, Clutch
-8	00147483	1					DGK		CHECK BALL, Dia-.187
9	03515054	1					DGK		SPRING, Front Clutch
10	04617516AC	1					DGK		RETAINER, Transmission Front Clutch Piston Spring
-11	00147483	1					DGK		CHECK BALL, Dia-.187
12	03410571	1					DGK		SNAP RING
13	04617362	4					DGK		DISC, Direct Clutch
14	03410571	1					DGK		SNAP RING
15	04617176	1					DGK		PLATE, Transmission Clutch Reaction
16	01942403AB	3					DGK		PLATE, Clutch Separator
17	04505199	1					DGK		RETAINER, Transmission Rear Clutch
-18	00147483	1					DGK		CHECK BALL, Dia-.187
19	06022859	1					DGK		SNAP RING, .890625
20	04505185	1					DGK		THRUST WASHER, Output Shaft, Gray .052
-21	04505186	1					DGK		THRUST WASHER, Output Shaft, Red .068
-22	04505187	1					DGK		THRUST WASHER, Output Shaft, Green .083
23	04617063	1					DGK		SEAL, Rear Clutch Retainer
24	04617786	1					DGK		THRUST WASHER, Front Clutch
25	01401221AB	1					DGK		SEAL, Input Shaft
26	04505189	1					DGK		INPUT SHAFT, Transmission
27	04713880	4					DGK		DISC, Clutch
28	04130761	1					DGK		SNAP RING
29	04617176AB	1					DGK		PLATE, Transmission Clutch Reaction
30	01942403AB	3					DGK		PLATE, Clutch Separator
31	02466281	1					DGK		PLATE, Clutch Pressure
32	02466283	1					DGK		SPRING, Rear Clutch
33	04728487	1					DGK		SPRING, Rear Clutch Piston
34	02538695	1					DGK		SEAL, Rear Clutch Piston
35	03515716	1					DGK		PISTON, Clutch

AR = use ase required    - = Non illustrated part

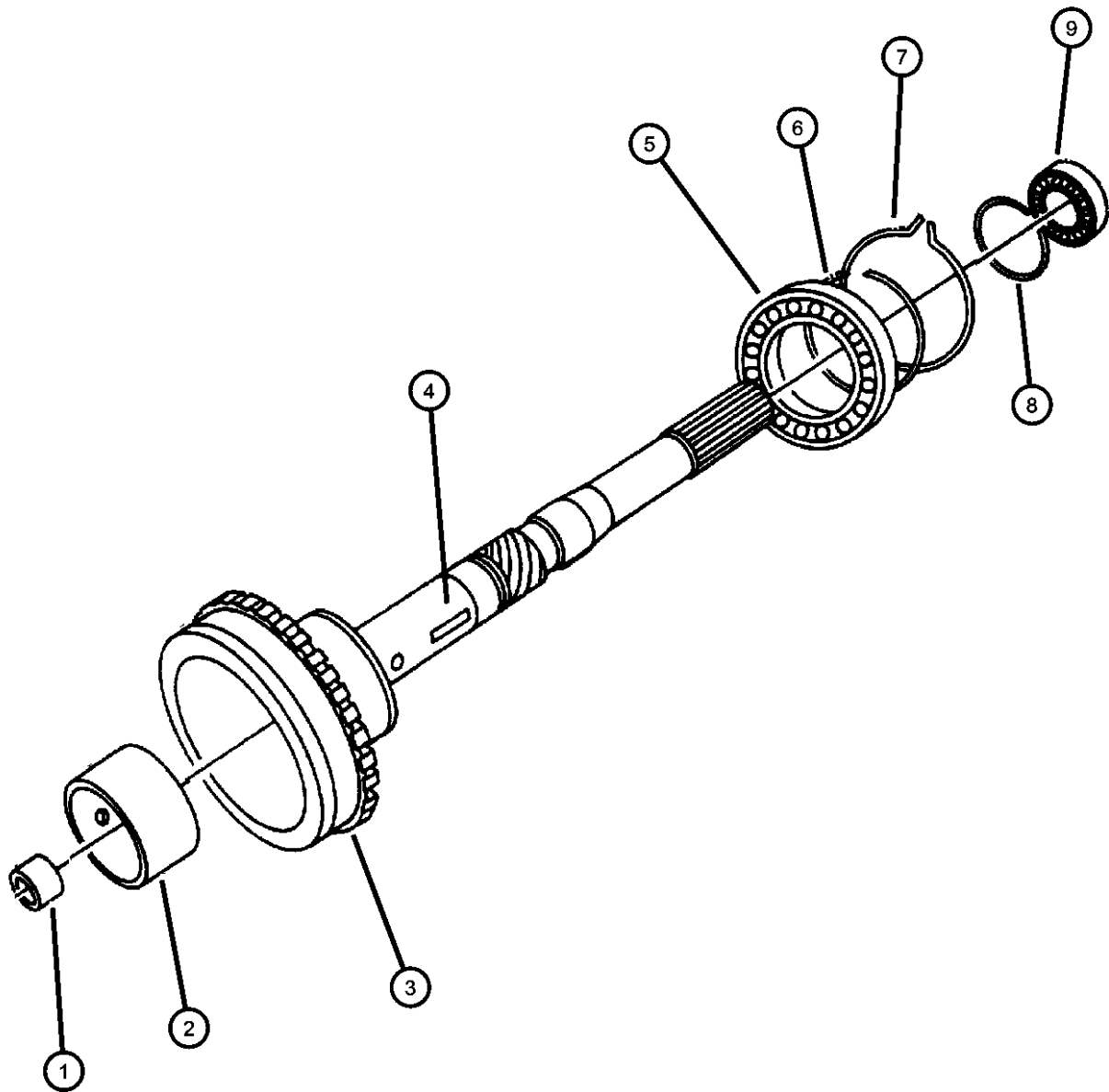
Gear Train and Intermediate Shaft 42RE (DGK)  
Figure 42RE-420



ITEM	PART NUMBER	QTY	LINE	SERIES	BODY	ENGINE	TRANS	TRIM	DESCRIPTION
NOTE: Sales Codes: DGK=4 Speed Automatic Transmission (42RE)									
1	06026289	1					DGK		SNAP RING, .946 ID
-2	06030938	1					DGK		SNAP RING
-3	06030404	1					DGK		SNAP RING, Output Shaft, 1.029 OD
4	06030576	1					DGK		SNAP RING, Annulus Gear, 1.375 ID
5	03681969	1					DGK		THRUST WASHER, Annulus Gear
6	06030938	1					DGK		SNAP RING
7	04617775	1					DGK		PLATE, Annulus Gear Thrust
8	04617774	1					DGK		SUPPORT, Annulus Gear
9	04130512	1					DGK		GEAR, Front Annulus
10	04130518	2					DGK		THRUST WASHER, Planetary Carrier
11	04130514	1					DGK		CARRIER, Planetary Pinion
12	04130685	1					DGK		GEAR, Sun
13	04130736	1					DGK		SPACER, Sun Gear
14	04471566	2					DGK		PLATE, Transmission Module
15	04531288	1					DGK		SHELL, Sun Gear
16	01942439	1					DGK		SNAP RING, Sun Gear Shell
17	04431438	1					DGK		CARRIER, Planetary Pinion
18	03681935	1					DGK		THRUST WASHER, Planetary Carrier
19	03743184	1					DGK		GEAR, Rear Annulus
20	03515501	1					DGK		SUPPORT, Annulus Gear
21	01942444	1					DGK		SNAP RING
22	06033480	1					DGK		SNAP RING, Reverse Drum
23	04471564	1					DGK		GASKET, Overdrive Piston Retainer
24	04637956	1					DGK		DRUM PACKAGE, Transmission
25	04431690	1					DGK		CAM, Overrunning Clutch
26	04431432	1					DGK		CLUTCH, Overrunning
27	06033616	5					DGK		SCREW, Hex Flange Head, .25-28x.875
28	04617246	1					DGK		RETAINER, Transmission Overdrive Clutch Piston
29	04471566	2					DGK		PLATE, Transmission Module
30	04617604	1					DGK		INTERMEDIATE SHAFT, Transmission

AR = use ase required - = Non illustrated part

Output Shaft 42RE (DGK)  
Figure 42RE-430



ITEM	PART NUMBER	QTY	LINE	SERIES	BODY	ENGINE	TRANS	TRIM	DESCRIPTION
NOTE: Sales Code: DGK=4 Speed Automatic Transmission (42RE)									
1	04617604	1							BUSHING, (NOT SERVICED)
2	04617604	1							BUSHING, (NOT SERVICED)
3	04798536	1					DGK		SHAFT, Output
4	04798536	1							KEY, Shaft, (NOT SERVICED)
5	04461008	1					DGK		BEARING, Output Shaft
6	06026289	1					DGK		SNAP RING, .946 ID
7	06030404	1					DGK		SNAP RING, Output Shaft, 1.029 OD
8	06030938	1					DGK		SNAP RING
9	04461008	1					DGK		BEARING, Output Shaft

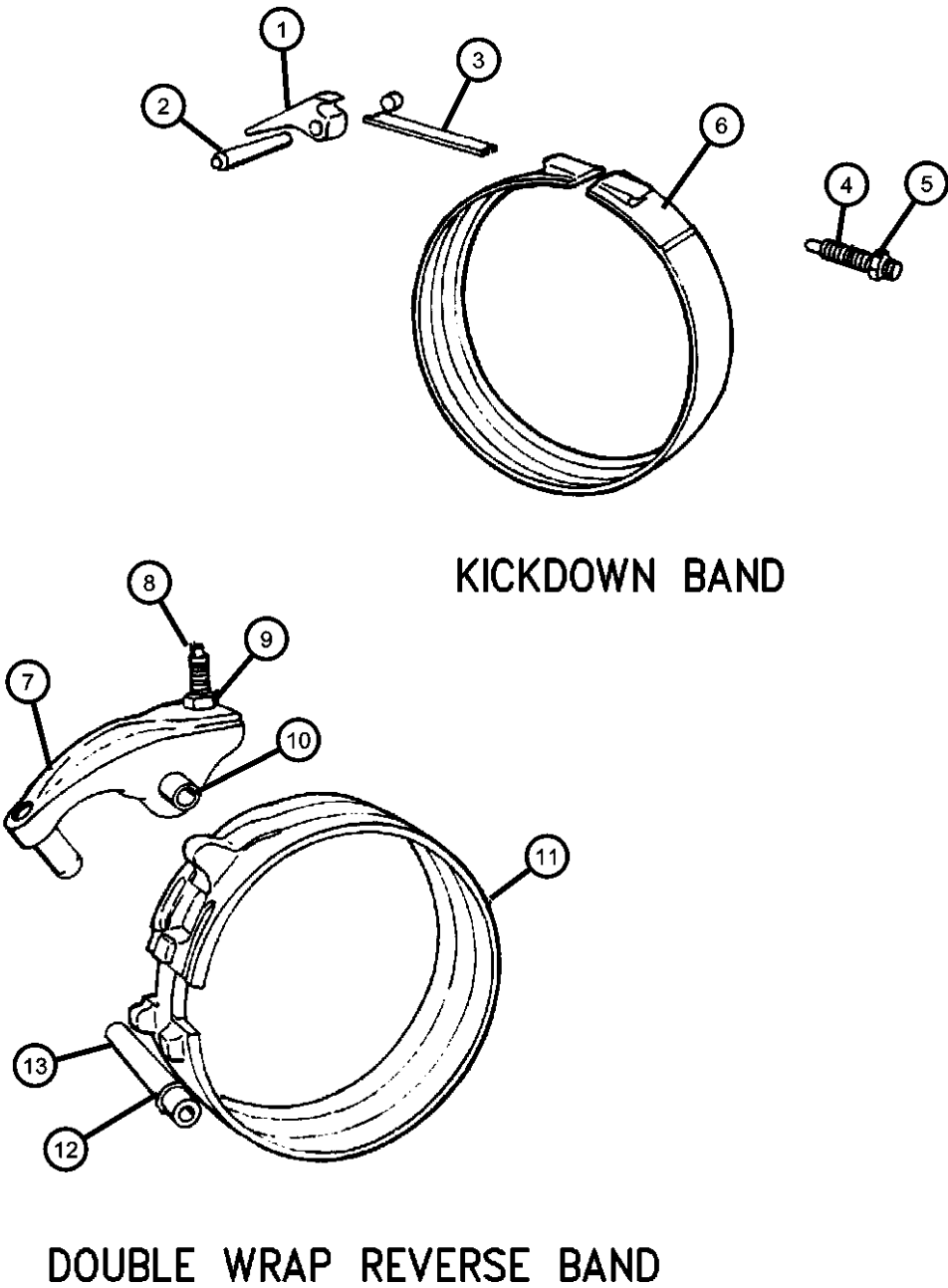
AR = use ase required - = Non illustrated part

Bands 42RE (DGK)  
Figure 42RE-510

ITEM	PART NUMBER	QTY	LINE	SERIES	BODY	ENGINE	TRANS	TRIM	DESCRIPTION
------	----------------	-----	------	--------	------	--------	-------	------	-------------

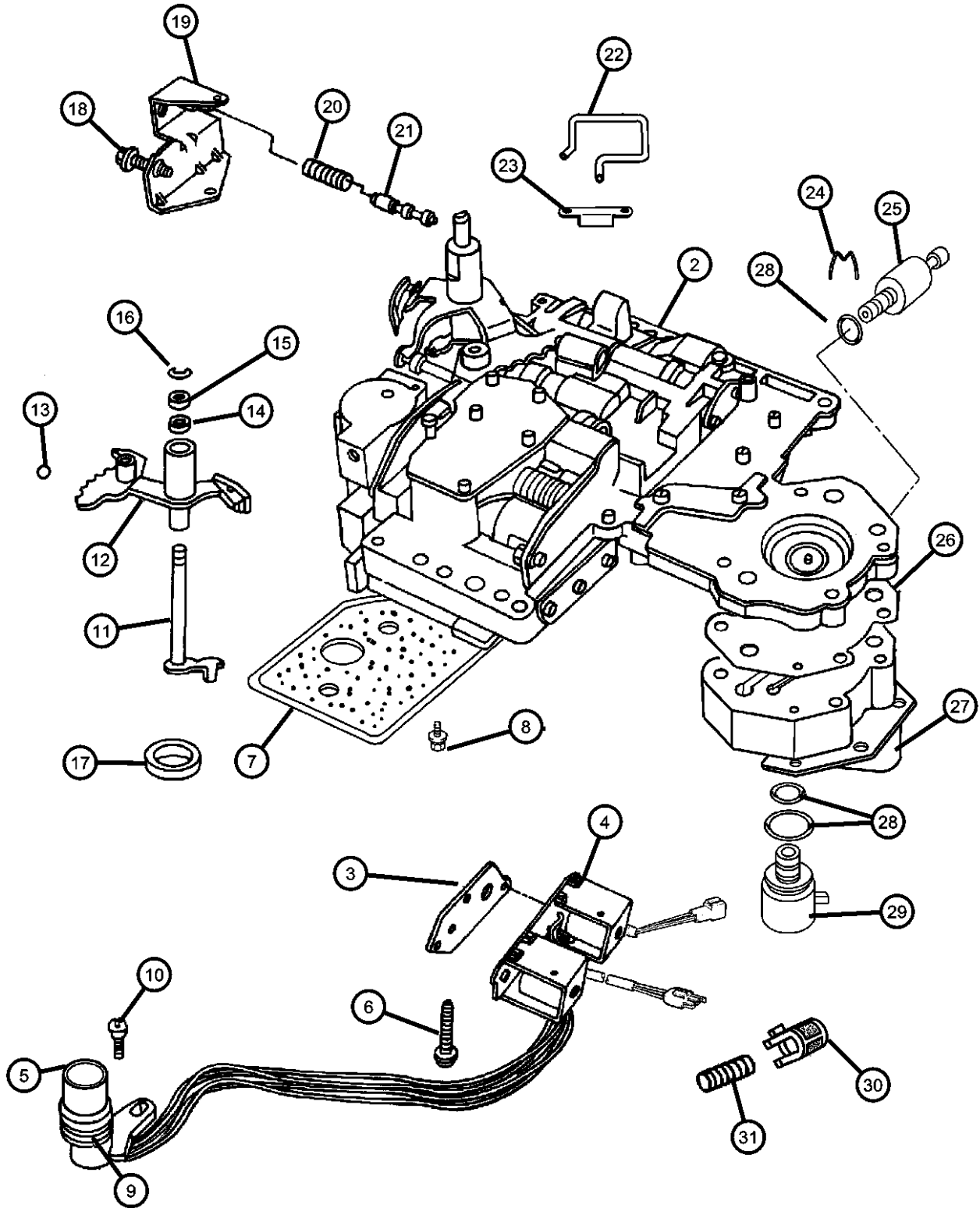
NOTE:  
Sales Code:  
DGK=4 Speed Automatic Transmission (42RE)

1	52118264	1					DGK		LEVER, Kickdown
2	04531181	1					DGK		SHAFT, Band Lever
3	03515084	1					DGK		STRUT, Kickdown Band
4	06036141AA	1					DGK		SCREW
5	00124934	1					DGK		NUT, Hex Jam, .50-20
6	04617849	1					DGK		BAND, Kickdown
7	04202764AB	1					DGK		LEVER, Reverse Band
8	02538472	1					DGK		SCREW, Trans Reverse Band Adjusting, .375-24-1.88
9	00114942	1					DGK		NUT, Hex, .375-24
10	03410102	1					DGK		SHAFT, Reverse Band
11	04431406	1					DGK		BAND, Reverse
12	06030657	1					DGK		O RING, Steering Gear
13	03410102	1					DGK		SHAFT, Reverse Band



AR = use ase required - = Non illustrated part

Valve Body 42RE (DGK)  
Figure 42RE-710



ITEM	PART NUMBER	QTY	LINE	SERIES	BODY	ENGINE	TRANS	TRIM	DESCRIPTION
NOTE: Sales Codes: DGK=4 Speed Automatic Transmission (42RE)									
-1	04863933AB	1					DGK		SEAL AND GASKET PACKAGE, Valve Body and Servo
2	52119633AB	1					DGK		BODY, Transfer Plate
3	04617216	1					DGK		GASKET, Transmission Solenoid
4	52118500AB	1					DGK		SOLENOID, Transmission Overdrive
5	56028196AA	1					DGK		TRANSDUCER, Pressure Sensor
6	00181071	3					DGK		BOLT, Valve Body, .25-20x1.75
7	52118789	1					DGK		FILTER, Valve Body
8	06033826	3					DGK		SCREW AND WASHER, Oil Filter Mounting, Fillester Head .190-24x2.500
9	06034748	1					DGK		O RING, Solenoid Wiring, Transmission
10	06033985	1					DGK		SCREW, Tapping, .19-24x.75
11	03681227	1					DGK		LEVER, Throttle Valve
12	04617437	1					DGK		LEVER, Manual Valve
13	00147488	1					DGK		BALL, Manual Lever Detent, .343 Diameter
14	02466548	1					DGK		SEAL, Valve Lever Shift
15	02538062	1					DGK		WASHER, Manual Valve Lever
16	06035208	2					DGK		SNAP RING
17	04505098	1					DGK		SEAL, Manual Shift Valve, 1.25 OD
18	06030609	1					DGK		SCREW, Cap Head Lock, .312-24x1.25
19	04617010	1					DGK		BRACKET, Valve Body Switch
20	04130492	1					DGK		SPRING, Switch Valve
21	04505036	1					DGK		VALVE, Trans Lockup Switch
22	04617008	1					DGK		TUBE, Boost Valve
23	52117958	1					DGK		RETAINER, Boost Valve Oil Supply Tube
24	04617219	1					DGK		CLIP, Transmission Governor Transducer
25	56028196AA	1					DGK		TRANSDUCER, Pressure Sensor
26	04617216	1					DGK		GASKET, Transmission Solenoid
27	04617211AB	1					DGK		RETAINER, Transmission Governor Solenoid
28	04723549	1					DGK		O RING PACKAGE, Valve Body, Transmission
29	04617210	1					DGK		SOLENOID, Transmission Governor
30	03878313	1					DGK		SCREEN, Transmission Regulator Valve
31	04348907	1					DGK		SPRING, Limit Valve

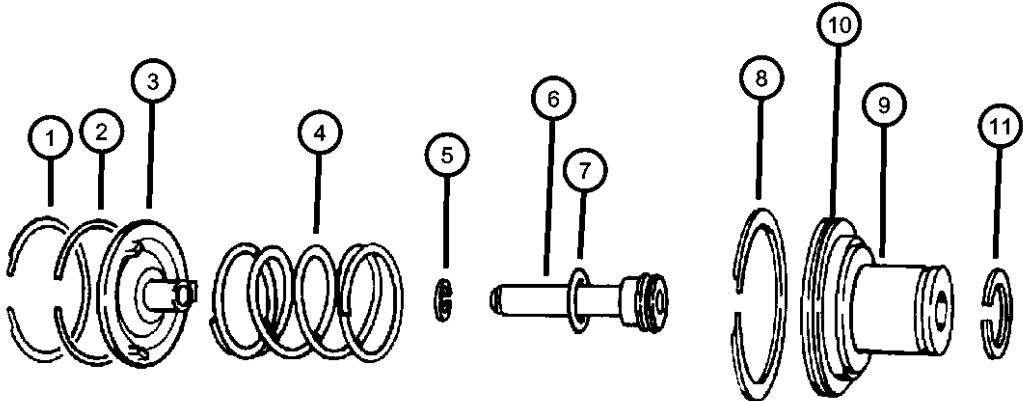
AR = use ase required - = Non illustrated part

Servos 42RE (DGK)  
Figure 42RE-720

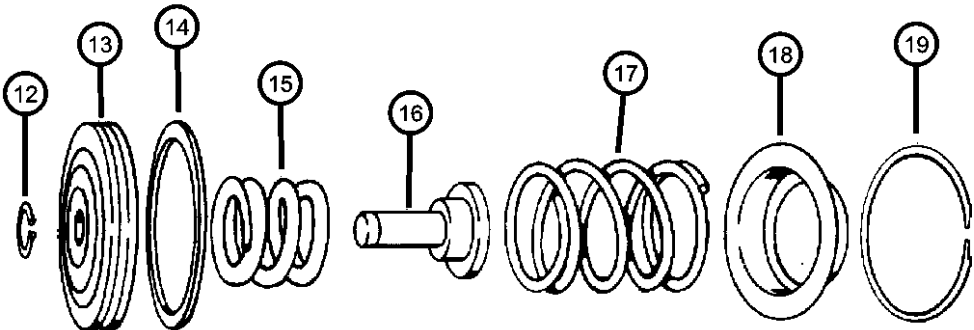
ITEM	PART NUMBER	QTY	LINE	SERIES	BODY	ENGINE	TRANS	TRIM	DESCRIPTION
------	----------------	-----	------	--------	------	--------	-------	------	-------------

NOTE:  
Sales Code:  
DGK=4 Speed Automatic Transmission (42RE)

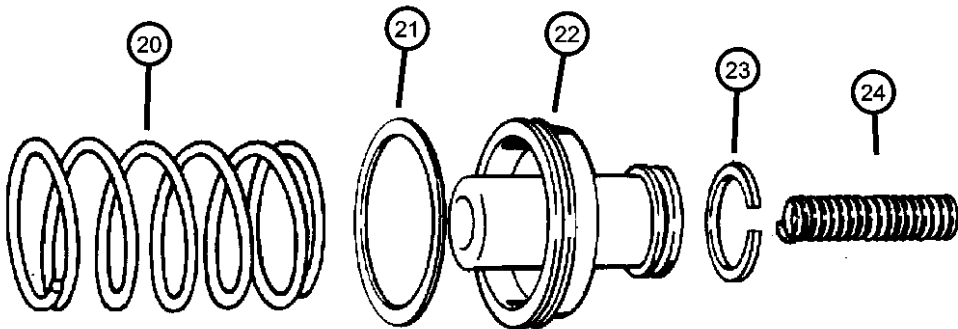
1	06028863	1					DGK		SNAP RING, Kickdown, 2.377
2	03410372	1					DGK		SEAL, Servo Guide
3	03410332	1					DGK		GUIDE, Kickdown Servo
4	04058885	1					DGK		SPRING, Kickdown Servo Piston
5	06031392	1					DGK		SNAP RING, Brake Master Cylinder
6	04058780	1					DGK		ROD, Kickdown Servo Piston
7	06028864	1					DGK		O RING, Kick Down Servo
8	04295966	1					DGK		SEAL, Servo Guide
9	04058777	1					DGK		PISTON, Kickdown Servo
10	06028864	1					DGK		O RING, Kick Down Servo
11	03743033	1					DGK		SEAL, Kickdown Servo
12	06027153	1					DGK		SNAP RING, .435 ID
13	52118744	1					DGK		PISTON, Reverse Servo
14	04202864	1					DGW		SEAL, Reverse Servo Piston
15	02801274	1					DGK		SPRING, Reverse Servo Piston
16	52118740AB	1					DGK		PLUG, Reverse Servo Piston
17	02801274	1					DGK		SPRING, Reverse Servo Piston
18	02464463	1					DGK		RETAINER, Transmission Rear Clutch
19	02464464	1					DGK		SNAP RING
20	04531259	1					DGK		SPRING, Transmission Accumulator
21	03743010	1					DGK		SEAL, Piston Accumulator
22	03743650	1					DGK		PISTON, Accumulator
23	03743010	1					DGK		SEAL, Piston Accumulator
24	04617529	1					DGK		SPRING, Accumulator Piston



KICKDOWN SERVO



LOW AND REVERSE SERVO



ACCUMULATOR PISTON AND SPRING

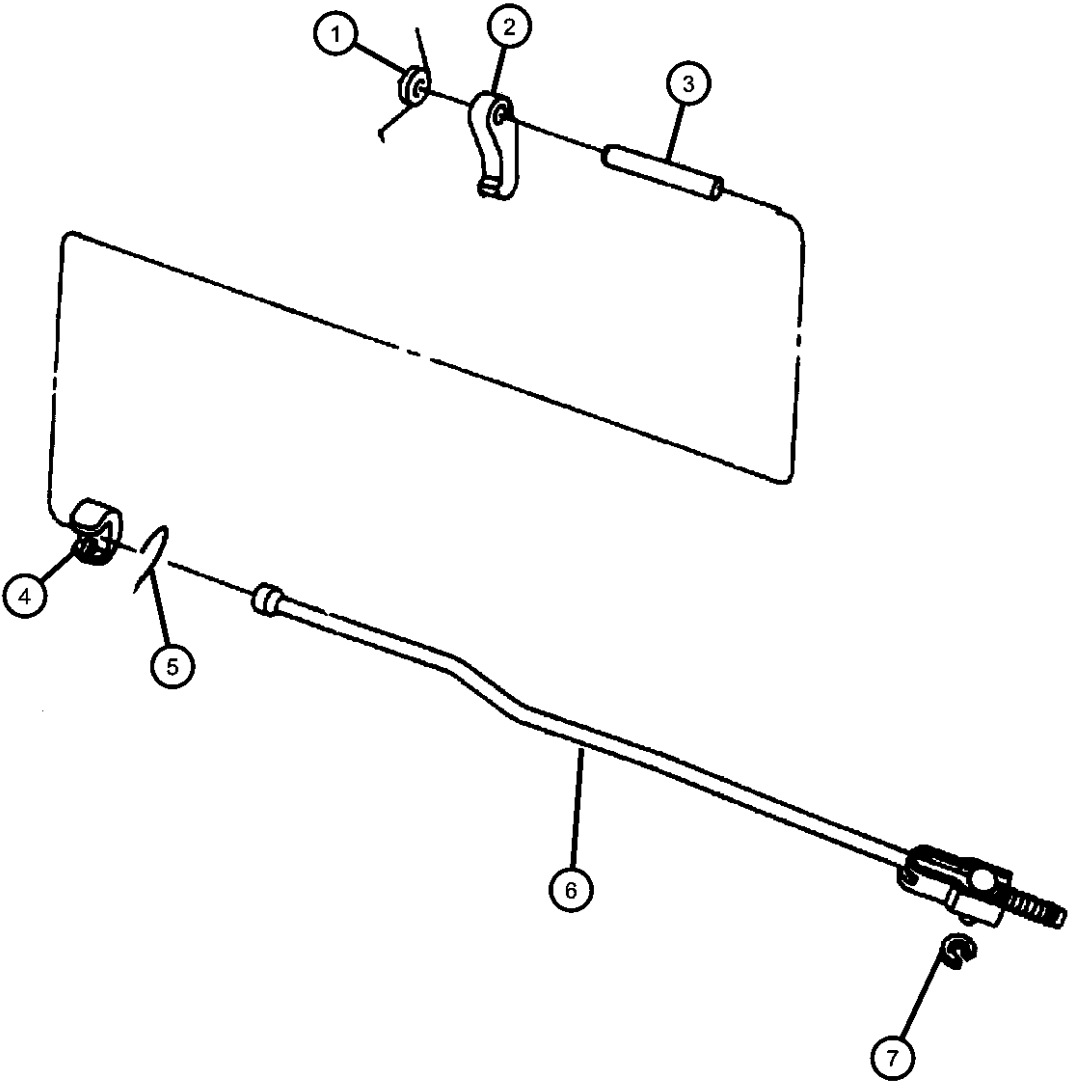
AR = use ase required - = Non illustrated part

Parking Sprag 42RE (DGK)  
Figure 42RE-730

ITEM	PART NUMBER	QTY	LINE	SERIES	BODY	ENGINE	TRANS	TRIM	DESCRIPTION
------	----------------	-----	------	--------	------	--------	-------	------	-------------

NOTE:  
Sales Code:  
DGK=4 Speed Automatic Transmission (42RE)

1	02466909	1					DGK		SPRING, Parking Sprag
2	04471415	1					DGK		SPRAG, Transmission Parking
3	02466892	1					DGK		SHAFT, Parking Sprag
4	02538042	1					DGK		PLUG, Parking Sprag
5	02538034	1					DGK		SNAP RING, Transmission
6	04431748	1					DGK		ROD, Parking Sprag
7	06035256	1					DGK		SNAP RING, Rod



AR = use ase required - = Non illustrated part



Overdrive Gear Train 42RE (DGK)  
Figure 42RE-1010

ITEM	PART NUMBER	QTY	LINE	SERIES	BODY	ENGINE	TRANS	TRIM	DESCRIPTION
NOTE: Sales Code: DGK=4 Speed Automatic Transmission (42RE)									
1	04740774	1					DGK		PLATE PACKAGE, Transmission Module
2	05015107AA	1					DGK		GEAR, Overdrive Sun
3	04798520	1					DGK		CARRIER, O/Drive Planet Pinion
4	04461124	1					DGK		RACE, Overrunning Clutch
5	04461014	1					DGK		THRUST BEARING, Ovedrive Third Position
6	04461015	1					DGK		CLUTCH, Overdrive Overrunning
7	04761010	1					DGK		GEAR, Overdrive Annulus
8	04461059	1					DGK		SNAP RING, 5.25 OD
9	04461060	2					DGK		SNAP RING, 6.00 OD
10	04461040	1					DGK		DRUM, Automatic Transmission
11	04461063	1					DGK		SNAP RING, 2.1875 OD
12	04461032	1					DGK		SPRING, Direct Clutch
13	04461072	1					DGK		HUB, Direct Clutch
14	04446724	1					DGK		THRUST BEARING, Overdrive
15	04461030	1					DGK		PLATE, Transmission Clutch Reaction
16	04461042	6					DGK		DISC, Direct Clutch
17	04461054	5					DGK		PLATE, Transmission Clutch Reaction
18	04461030	1					DGK		PLATE, Transmission Clutch Reaction
19	04461032	1					DGK		SPRING, Direct Clutch
20	04461064	1					DGK		SNAP RING, 1.875" OD
21	04412583	1					DGK		FILTER, Overdrive Clutch
22	04617246	1					DGK		RETAINER, Transmission Overdrive Clutch Piston
23	52118599	1					DGK		PISTON, Overdrive Clutch
24	06033479	6					DGK		BOLT, Hex Head, .25-28x1-5/8
25	04431696	1					DGK		SEAL, Overdrive Clutch Piston
26	04431696	1					DGK		SEAL, Overdrive Clutch Piston
27									PLATE, Transmission O/Drive Clutch
	04431585	1					DGK		.123 - .125
	04431586	1					DGK		.153 - .155
	04431587	1					DGK		.183 - .185
	04431588	1					DGK		.213 - .215
	04431590	1					DGK		.243 - .245
	04431731	1					DGK		.138 - .140
	04431732	1					DGK		.168 - .170
	04431733	1					DGK		.198 - .200

AR = use ase required - = Non illustrated part

Overdrive Gear Train 42RE (DGK)  
Figure 42RE-1010

ITEM	PART NUMBER	QTY	LINE	SERIES	BODY	ENGINE	TRANS	TRIM	DESCRIPTION
	04431734	1					DGK		.228 - .245
	04431735	1					DGK		.108 - .110
28	04431916	1					DGK		SPACER, Intermediate Shaft, 1.58mm
-29	04431917	1					DGK		SPACER, Intermediate Shaft, .175
-30	04431918	1					DGK		SPACER, Intermediate Shaft, .193
-31	04431919	1					DGK		SPACER, Intermediate Shaft, .211
32	04461082	1					DGK		SNAP RING, Overdrive Clutch
33	04461048	1					DGK		PLATE, Transmission Clutch Reaction
34	04461047	2					DGK		PLATE, Transmission Clutch Reaction
35	04461042	6					DGK		DISC, Direct Clutch
36	04461033	1					DGK		PLATE, Transmission Clutch Reaction
37	04461066	1					DGK		SPRING, Overdrive Clutch
38	04461065	1					DGK		SNAP RING, 6.50 OD

AR = use ase required - = Non illustrated part

Gearshift Controls 42RE (DGK)  
Figure 42RE-1210

ITEM	PART NUMBER	QTY	LINE	SERIES	BODY	ENGINE	TRANS	TRIM	DESCRIPTION
------	-------------	-----	------	--------	------	--------	-------	------	-------------

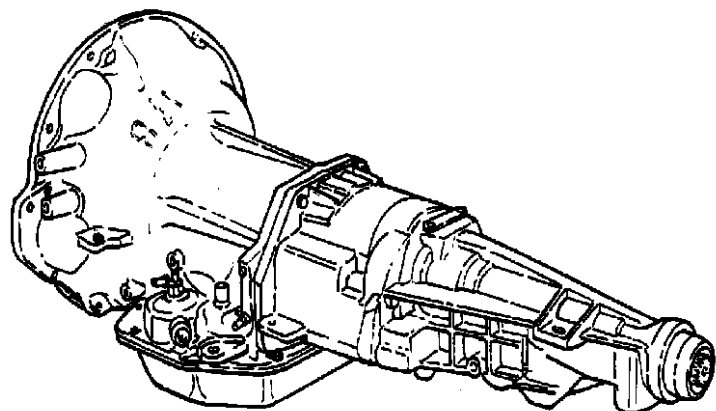
Note:  
DGK = 4 Speed Automatic Transmission 42RE  
DGQ = 5 Speed Automatic Transmission 5-45RFE  
DGW = 4 Speed Automatic Transmission 44RE  
DG0 = All Automatic Transmissions  
DSB = Vari-Lok Progressive Front Axle  
ER0 = All 4.0L 6 Cyl Gas Engines  
EX0 = All 3.0/3.1L Turbo Diesel Engines

1									HOUSING AND LEVER, Shifter
	52104151AB	1	J				DG0		With out [DSB]
	52104152AC	1	U				DG0		With out [DSB]
	52104374AB	1	J				DG0		With [DSB]
	52104375AB	1	U				DG0		With [DSB]
2	52104375AB	1							KNOB, Gearshift, Serviced With # 1, (NOT SERVICED),
3									BEZEL, Gear Shift Indicator
	05012471AA	1	J				DG0		Without [DSB]
		1	U				DG0		Without [DSB]
	05014661AA	1	J				DG0		With [DSB]
		1	U				DG0		With [DSB]
4									CONNECTOR, Wiring
	05013117AA	1	J				DG0		
		1	U				DG0		
5	52104054	1					DG0		CABLE, Park Interlock
6	52104060AC	1					DGK, DGQ		CABLE, Gearshift Control
7	06101695	4							NUT, Hex Flange Lock, M8x1.25
8	52104057	1					DGK		BRACKET, Shift Cable
9	52104058	1					DGK		LEVER, Manual Control
10	53009055	1					DGK, DGW		SPRING, Throttle Valve Return
11	06028114	1					DGK, DGW		NUT, Hex, .437-14
12	52078867	1				ER0, EX0			BRACKET, Cable
13	00181112	1					DGK, DGW		SCREW AND WASHER, .375-16x1.00
14	00181065	1				ER0, EX0			BOLT, Hex Head, .25-20x1.00
15	00138165	1				ER0, EX0			WASHER, Lock
16	J0120375	1					DGW		NUT, Hex, .250-20
17	03681227	1					DGK		LEVER, Throttle Valve

AR = use ase required - = Non illustrated part

# Group - 44RE

## Automatic Transmission 4 Speed



### Group - 44RE Automatic Transmission 4 Speed

Illustration Title

Group-Fig. No.

#### Transmission Assembly

Transmission 44RE (DGW) ..... Fig. 44RE - 110

#### Case and Extension

Case and Related Parts 44RE (DGW) ..... Fig. 44RE - 210

Extension 44RE (DGW) ..... Fig. 44RE - 220

#### Oil Pump

Oil Pump 44RE (DGW) ..... Fig. 44RE - 310

#### Gear Train

Clutch Front and Rear 44RE (DGW) ..... Fig. 44RE - 410

Gear Train and Intermediate Shaft 44RE (DGW)..... Fig. 44RE - 420

Output Shaft 44RE (DGW) ..... Fig. 44RE - 430

#### Bands, Reverse and Kickdown

Bands 44RE (DGW) ..... Fig. 44RE - 510

#### Valve Body

Valve Body 44RE (DGW) ..... Fig. 44RE - 710

Servos 44RE (DGW)..... Fig. 44RE - 720

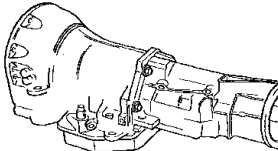
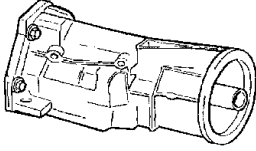
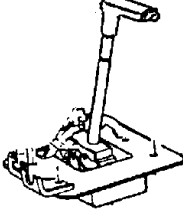
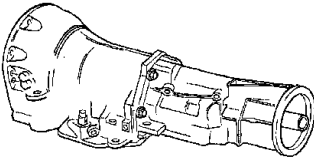


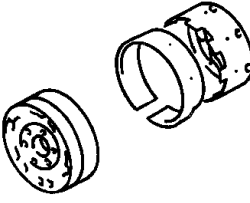
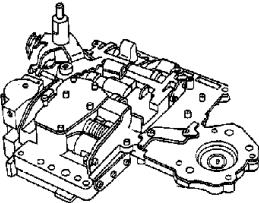
Parking Sprag 44RE (DGW) ..... Fig. 44RE - 730

#### Overdrive Gear Train

Overdrive Gear Train 44RE (DGW)..... Fig. 44RE - 1010

#### Gearshift Controls

Gearshift Controls 44RE (DGW) ..... Fig. 44RE - 1210

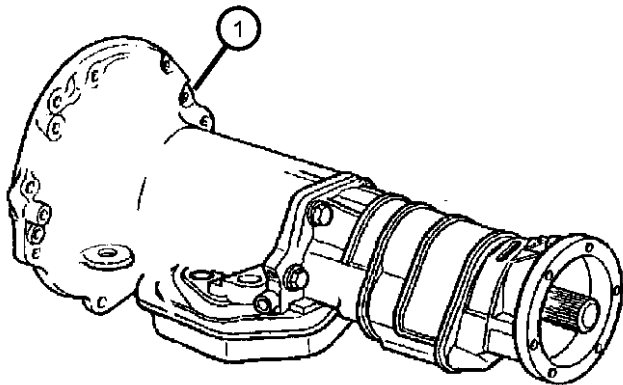
<b>44RE-100</b> Transmission Assembly 	<b>44RE-1000</b> Overdrive Gear Train 	<b>44RE-1200</b> Gearshift Controls 	<b>44RE-200</b> Case and Extension 
<b>44RE-300</b> Oil Pump 	<b>44RE-400</b> Gear Train 	<b>44RE-500</b> Bands, Reverse and Kickdown 	<b>44RE-700</b> Valve Body 

Transmission 44RE (DGW)  
Figure 44RE-110

ITEM	PART NUMBER	QTY	LINE	SERIES	BODY	ENGINE	TRANS	TRIM	DESCRIPTION
------	----------------	-----	------	--------	------	--------	-------	------	-------------

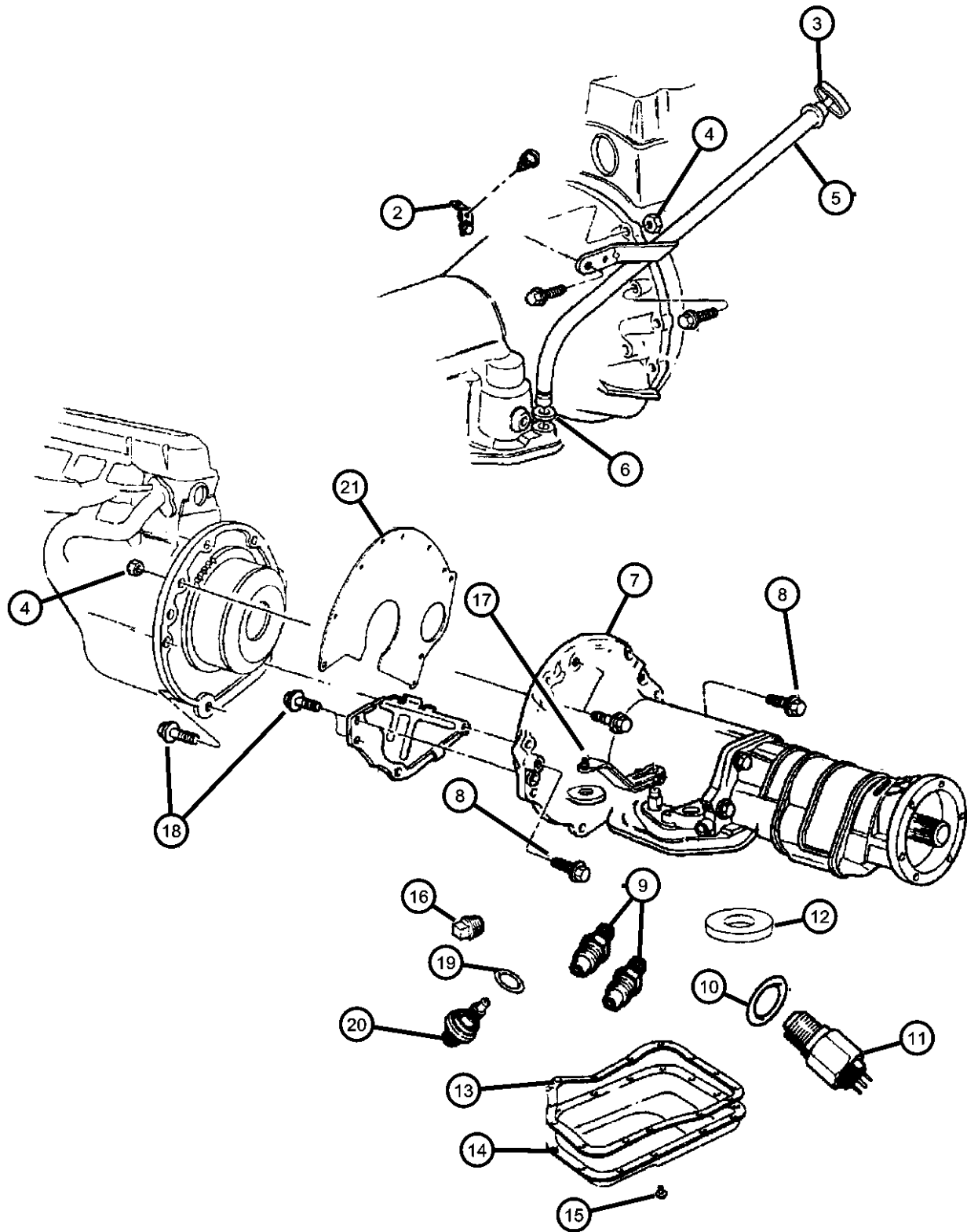
NOTE:  
Sales Codes:  
DGW=4 Speed Automatic Transmission (44RE)

1	05015275AA	1					DGW		TRANSMISSION PACKAGE
-2	52118155AB	1					DGW		OVERDRIVE ASSEMBLY, Transmission Rear Unit w/Extension
-3	52118861	1				EX0	DG0		CONVERTER, Torque



AR = use ase required - = Non illustrated part

Case and Related Parts 44RE (DGW)  
Figure 44RE-210



NOTE:  
Sales Codes  
ER0=All 4.0L In-Line 6 Engines  
EX0=All 3.1L Turbo Diesel Engines  
DGK=4 Speed Automatic Transmission  
DGW=4 Speed Automatic Transmission  
DG0=All 4 Speed Automatic Transmission

ITEM	PART NUMBER	QTY	LINE	SERIES	BODY	ENGINE	TRANS	TRIM	DESCRIPTION
-1	04863907AD	1					DGW		SEAL AND GASKET PACKAGE, Transmission
2	52098522	1				ER0, EX0			BRACKET, Tube
3	52118641AC	1				ER0, EX0	DG0		INDICATOR, Transmission Fluid Level
4	J0219422	1					DGK		NUT, Hex
5	52118800	1				EX0	DGW		TUBE, Transmission Oil Filler
6	52118629AB	1					DG0		SEAL, Oil Filler Tube
7	52118816AA	1					DGW		CASE, Transmission
8	J4004370	2					DGK		BOLT AND WASHER, Hex Head, .437-14x2.75
9	06033879	2					DGW		NUT, Inverted Flare, .62-18
10	02408143	1					DGW		WASHER, Switch
11	03747361	1					DGW		SWITCH, Neutral, Safety, Back Up
12	03681601	1					DGW		MAGNET, Transmission
13	04295875	1					DGW		GASKET, Oil Pan
14	52118779AB	1					DGW		PAN, Transmission Oil
15	04723548	12					DGW		SCREW AND WASHER, Hex Head, .312-18x.625
16	06028095	1					DGW		PLUG, Pressure Check
17	52104276AA	1					DGW		LEVER, Manual Control
18	04723548	2					DGW		SCREW AND WASHER, Hex Head, .312-18x.625
19	06501701	1					DGW		O RING, Trans Speed Sensor
20	04412879	1					DGW		SENSOR, Transmission Output Speed
21	J3237847	1				ER0	DG0		SPACER, Clutch Housing

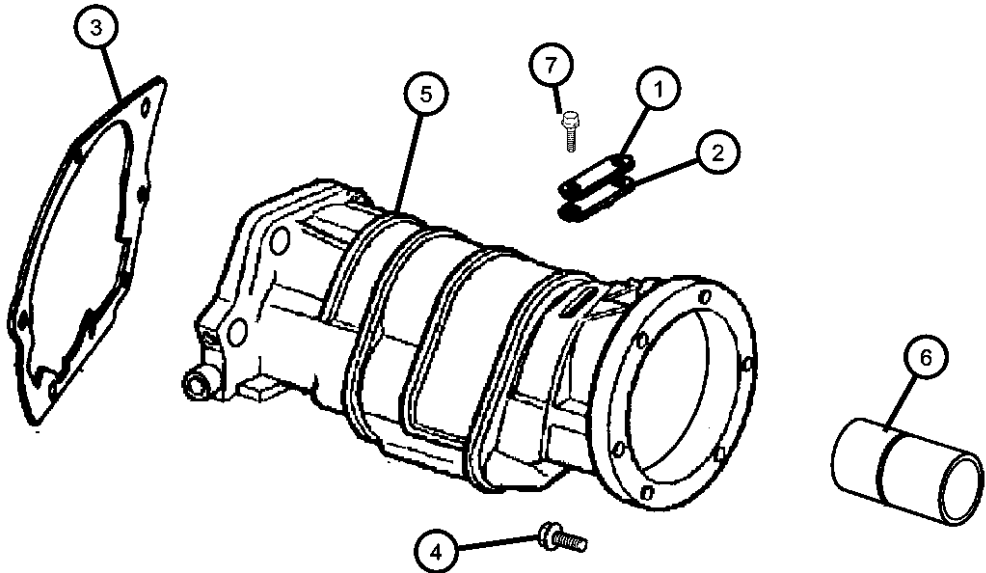
AR = use ase required - = Non illustrated part

Extension 44RE (DGW)  
Figure 44RE-220

ITEM	PART NUMBER	QTY	LINE	SERIES	BODY	ENGINE	TRANS	TRIM	DESCRIPTION
------	----------------	-----	------	--------	------	--------	-------	------	-------------

NOTE:  
Sales Codes:  
DGW=4 Speed Automatic Transmission (44RE)

1	02466957	1					DGW		COVER, Transmission Converter
2	02801398	1					DGW		GASKET, Transmission
3	04471564	1					DGW		GASKET, Overdrive Piston Retainer
4	06036046AA	7					DGW		SCREW, Hex Flange Head, .375-16x1.38
5	05012428AA	1					DGW		ADAPTER, Transfer Case
6	04269956	1					DGW		SEAL, Adapter
7	04269956	1					DGW		SCREW, (NOT SERVICED)



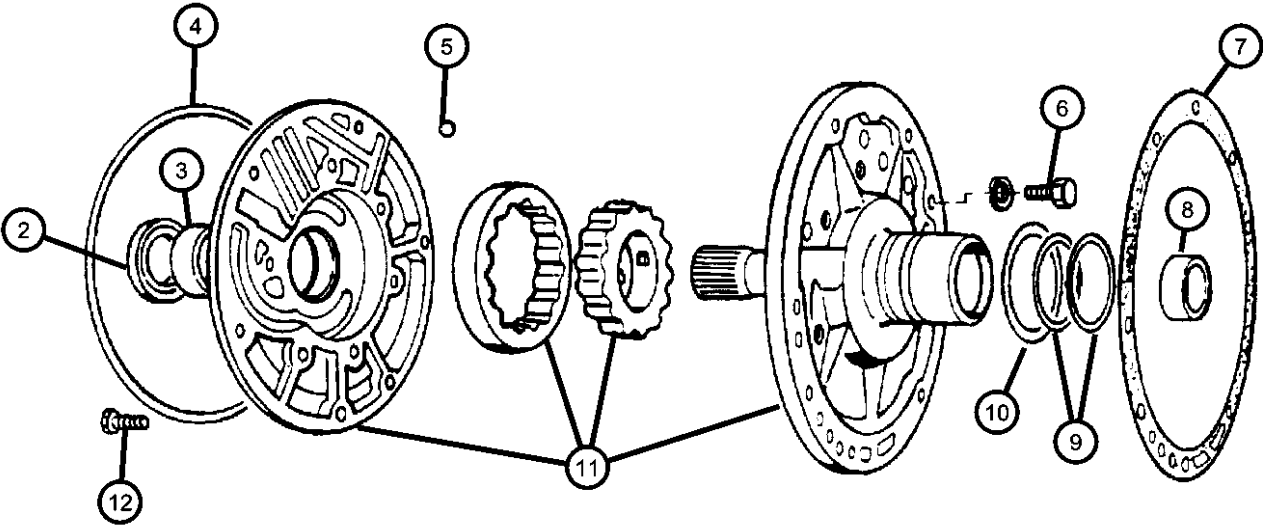
AR = use ase required - = Non illustrated part

Oil Pump 44RE (DGW)  
Figure 44RE-310

ITEM	PART NUMBER	QTY	LINE	SERIES	BODY	ENGINE	TRANS	TRIM	DESCRIPTION
------	-------------	-----	------	--------	------	--------	-------	------	-------------

NOTE:  
Sales Code:  
DGW=4 Speed Automatic Transmission (44RE)

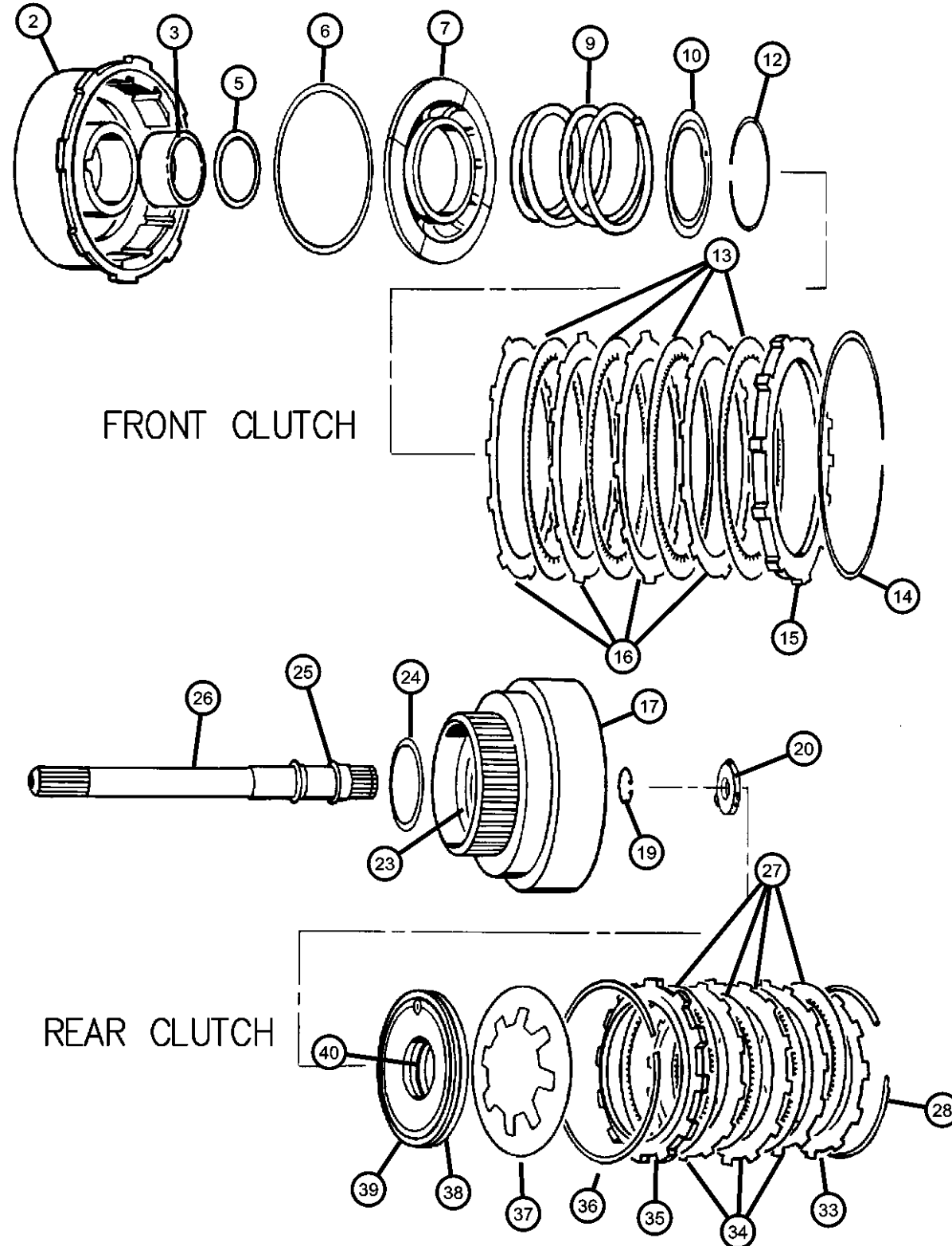
-1	04713108AB	1					DGW		GASKET AND SEAL PACKAGE, Transmission Oil Pump
2	04412475	1					DGW		SEAL, Impeller Hub, 57.25mm OD
3	02466796	1					DGW		BUSHING, Front Pump
4	02204709	1					DGW		SEAL, Front Pump Housing
5	00104918	1					DGW		BALL, Valve Body Check
6	00179815	6					DGW		SCREW, Hex Head, .312-18x.687
7	52118266	1					DGW		GASKET, Transmission Oil Pump
8	04058635	1					DGW		BUSHING, Reaction Shaft
9	04471874	2					DGW		SEAL, Ring Reaction Support, 2 1/16 O.D.
10	04617786	1					DGW		THRUST WASHER, Front Clutch
11	52118267AB	1					DGW		PUMP, Transmission Oil
12	06023943	7					DGW		SCREW AND WASHER, Hex Flange Head, .312-18x1.375



AR = use ase required - = Non illustrated part



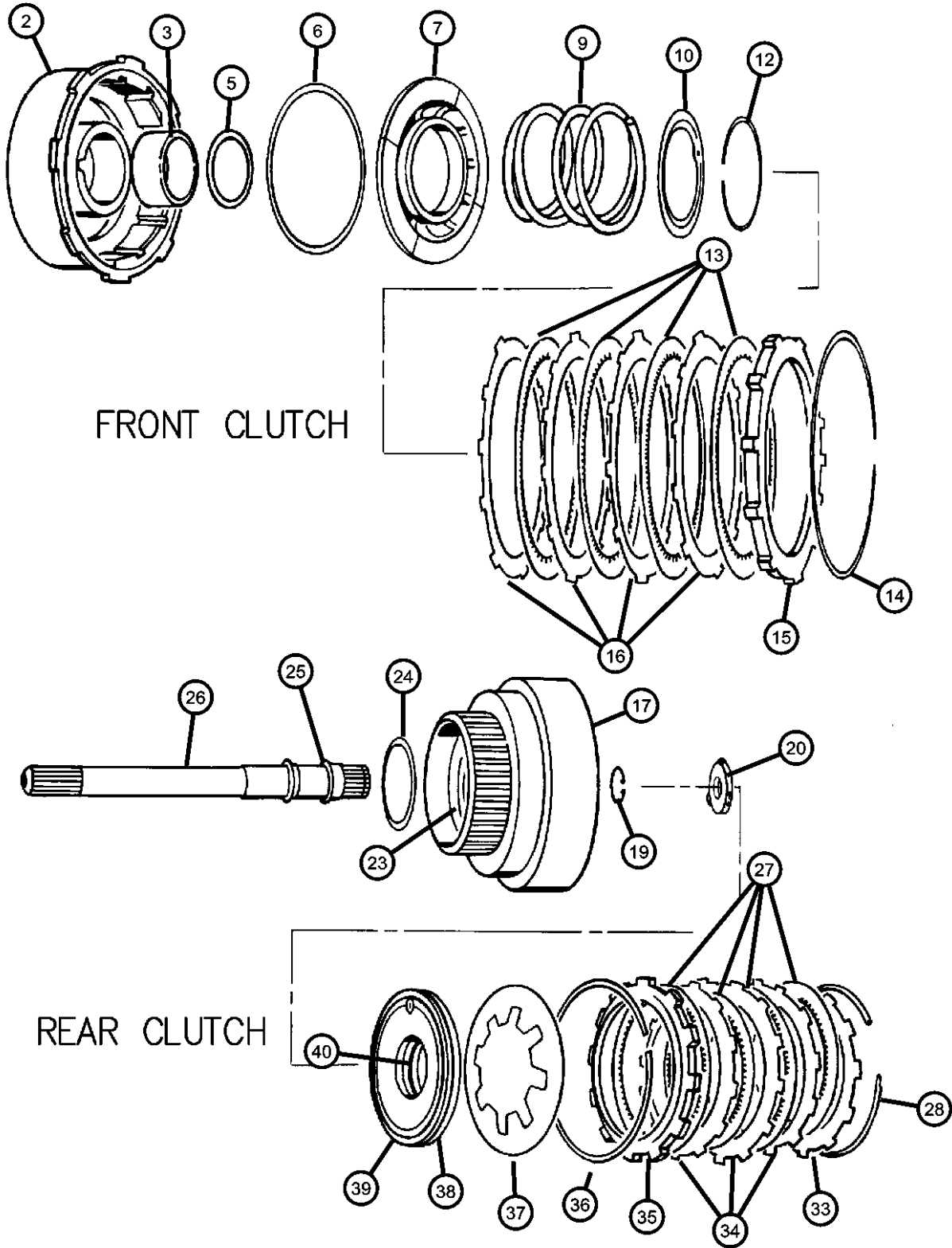
Clutch Front and Rear 44RE (DGW)  
Figure 44RE-410



ITEM	PART NUMBER	QTY	LINE	SERIES	BODY	ENGINE	TRANS	TRIM	DESCRIPTION
NOTE: Sales Codes: DGW=4 Speed Automatic Transmission (44RE)									
-1	05252926AB	1					DGW		SEAL PACKAGE, Transmission Clutch
2	04617153AB	1					DGW		RETAINER, Transmission Front Clutch
3	04617157	1					DGW		BUSHING, Front Clutch
-4	04617159	1					DGW		BUSHING, Rear Clutch
5	03515176	1					DGW		SEAL, Front Clutch Piston
6	04058487AB	1					DGW		SEAL, Front Piston Clutch
7	03515716	1					DGW		PISTON, Clutch
-8	00147483	1					DGW		CHECK BALL, Dia-.187
9	04329809	1					DGW		SPRING, Front Clutch
10	04617516AB	1					DGW		RETAINER, Transmission Front Clutch Piston Spring
-11	00147483	1					DGW		CHECK BALL, Dia-.187
12	01942400	1					DGW		SNAP RING
13	04617362	5					DGW		DISC, Direct Clutch
14	03410571	1					DGW		SNAP RING
15	04617176AB	1					DGW		PLATE, Transmission Clutch Reaction
16	01942403AB	3					DGW		PLATE, Clutch Separator
17	04505199	1					DGW		RETAINER, Transmission Rear Clutch
-18	00147483	1					DGW		CHECK BALL, Dia-.187
19	06022859	1					DGW		SNAP RING, .890625
20	04505185	1					DGW		THRUST WASHER, Output Shaft, Gray .052
-21	04505186	1					DGW		THRUST WASHER, Output Shaft, Red .068
-22	04505187	1					DGW		THRUST WASHER, Output Shaft, Green .083
23	04028333	1					DGW		SEAL, Rear Clutch, 1.50 ODx.009 Thk
24	04617786	1					DGW		THRUST WASHER, Front Clutch
25	01401221AB	1					DGW		SEAL, Input Shaft
26	52118478	1					DGW		SHAFT, Input
27	04713880	1					DGW		DISC, Clutch
28	04130761	1					DGW		SNAP RING
-29	04539121	1					DGW		SNAP RING, Rear Clutch, .076
-30	04539122	1					DGW		SNAP RING, Rear Clutch, .098
-31	04539123	1					DGW		SNAP RING, Rear Clutch, .095
-32	04539124	1					DGW		SNAP RING, Rear Clutch, .107
33	04617176	1					DGK		PLATE, Transmission Clutch Reaction
34	01942403AB	3					DGW		PLATE, Clutch Separator

AR = use ase required - = Non illustrated part

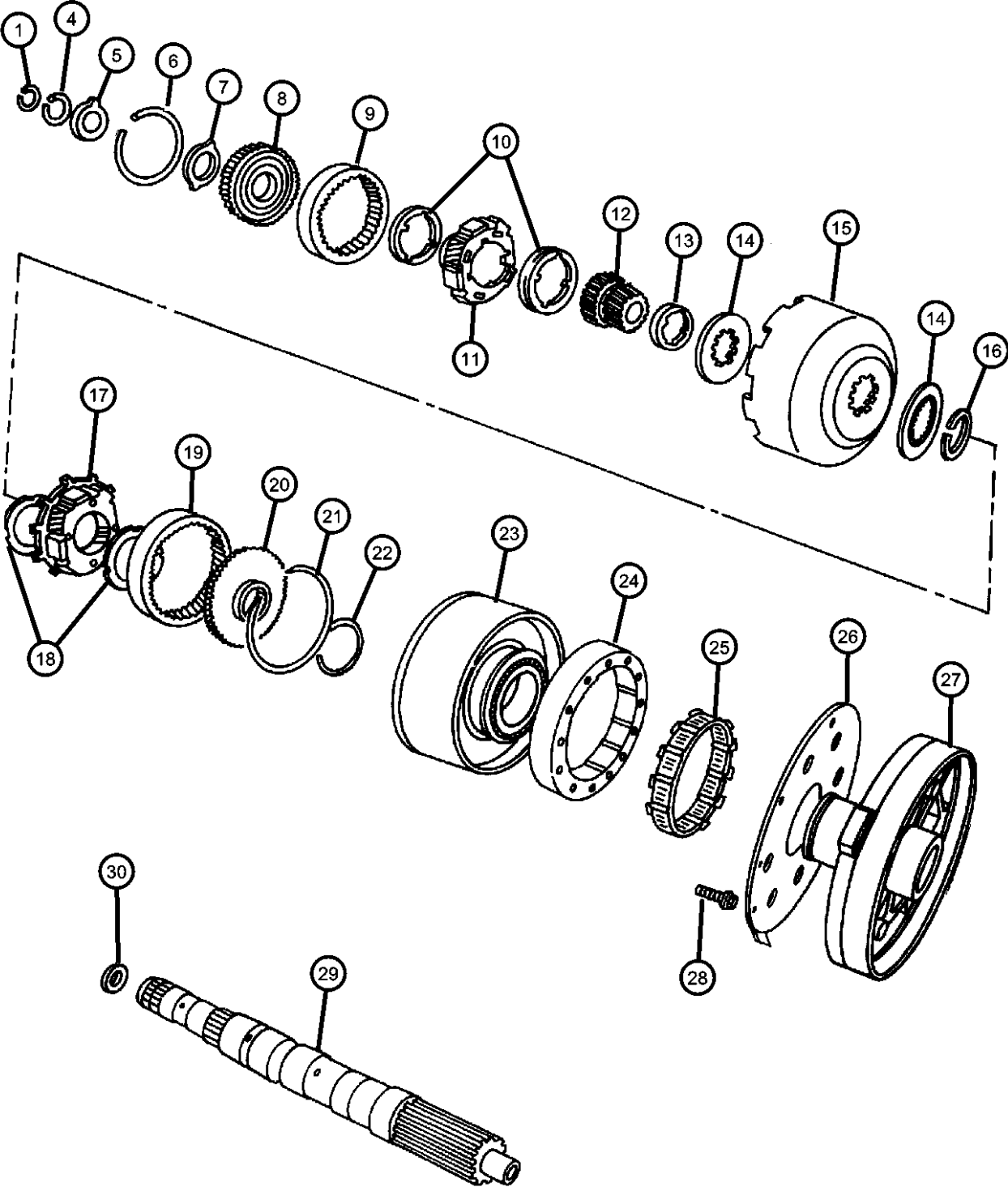
Clutch Front and Rear 44RE (DGW)  
Figure 44RE-410



ITEM	PART NUMBER	QTY	LINE	SERIES	BODY	ENGINE	TRANS	TRIM	DESCRIPTION
35	02466281	1					DGW		PLATE, Clutch Pressure
36	02466283	1					DGW		SPRING, Rear Clutch
37	04269623	1					DGW		SPRING, Rear Clutch Piston
38	02538510	1					DGW		SEAL, Rear Clutch Piston
39	03515716	1					DGW		PISTON, Clutch
40	02538510	1					DGW		SEAL, Rear Clutch Piston

AR = use ase required - = Non illustrated part

Gear Train and Intermediate Shaft 44RE (DGW)  
Figure 44RE-420



ITEM	PART NUMBER	QTY	LINE	SERIES	BODY	ENGINE	TRANS	TRIM	DESCRIPTION
NOTE: Sales Codes: DGW=4 Speed Automatic Transmission (44RE)									
1	06026289	1					DGW		SNAP RING, .946 ID
-2	06030938	1					DGW		SNAP RING
-3	06030404	1					DGW		SNAP RING, Output Shaft, 1.029 OD
4	06030576	1					DGW		SNAP RING, Annulus Gear, 1.375 ID
5	03681969	1					DGW		THRUST WASHER, Annulus Gear
6	06035238	1					DGW		SNAP RING
7	04617775	1					DGW		PLATE, Annulus Gear Thrust
8	04617774	1					DGW		SUPPORT, Annulus Gear
9	04130512	1					DGW		GEAR, Front Annulus
10	04130518	2					DGW		THRUST WASHER, Planetary Carrier
11	52118476	1					DGW		CARRIER, Planetary Pinion
12	04130685	1					DGW		GEAR, Sun
13	04130736	1					DGW		SPACER, Sun Gear
14	04471566	2					DGW		PLATE, Transmission Module
15	04531288	1					DGW		SHELL, Sun Gear
16	01942439	1					DGW		SNAP RING, Sun Gear Shell
17	04431438	1					DGW		CARRIER, Planetary Pinion
18	03681935	1					DGW		THRUST WASHER, Planetary Carrier
19	03743184	1					DGW		GEAR, Rear Annulus
20	03515501	1					DGW		SUPPORT, Annulus Gear
21	01942444	1					DGW		SNAP RING
22	06033480	1					DGW		SNAP RING, Reverse Drum
23	04637956	1					DGW		DRUM PACKAGE, Transmission
24	04431690	1					DGW		CAM, Overrunning Clutch
25	04431432	1					DGW		CLUTCH, Overrunning
26	04471564	1					DGW		GASKET, Overdrive Piston Retainer
27	04617246	1					DGW		RETAINER, Transmission Overdrive Clutch Piston
28	06033616	5					DGW		SCREW, Hex Flange Head, .25-28x.875
29	04617604	1					DGW		INTERMEDIATE SHAFT, Transmission
30	04505188	1					DGW		PLATE, Transmission Module

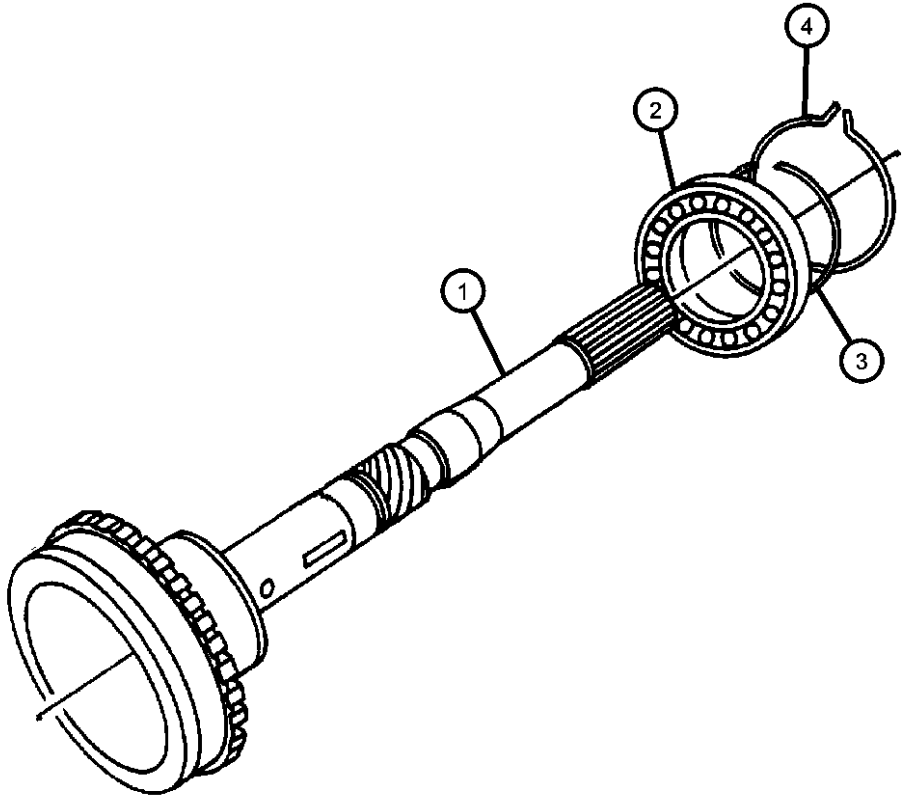
AR = use ase required - = Non illustrated part

Output Shaft 44RE (DGW)  
Figure 44RE-430

ITEM	PART NUMBER	QTY	LINE	SERIES	BODY	ENGINE	TRANS	TRIM	DESCRIPTION
------	----------------	-----	------	--------	------	--------	-------	------	-------------

NOTE:  
Sales Code:  
DGW=4 Speed Automatic Transmission (44RE)

1	04798536	1					DGW		SHAFT, Output
2	04461008	1					DGW		BEARING, Output Shaft
3	04461068	1					DGW		SNAP RING
4	04461057	1					DGW		SNAP RING



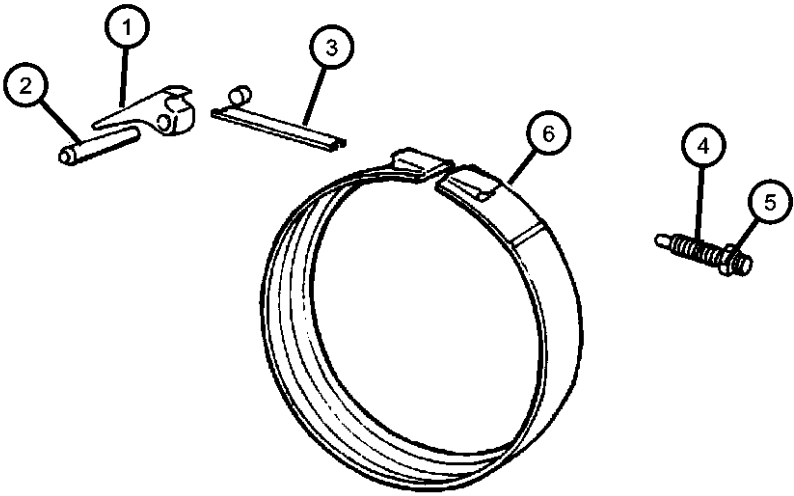
AR = use ase required - = Non illustrated part

Bands 44RE (DGW)  
Figure 44RE-510

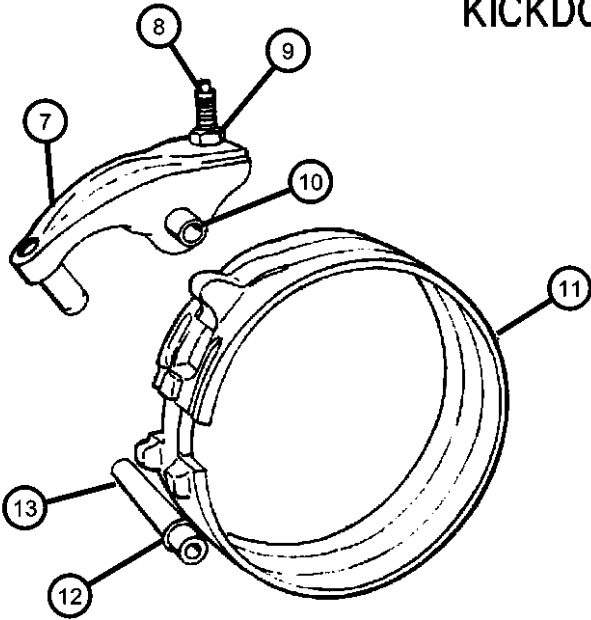
ITEM	PART NUMBER	QTY	LINE	SERIES	BODY	ENGINE	TRANS	TRIM	DESCRIPTION
------	----------------	-----	------	--------	------	--------	-------	------	-------------

NOTE:  
Sales Codes:  
DGW=4 Speed Automatic Transmission (44RE)

1	02125067	1					DGW		LEVER, Kickdown
2	04531181	1					DGW		SHAFT, Band Lever
3	03515084	1					DGW		STRUT, Kickdown Band
4	06036141AA	1					DGW		SCREW
5	00124934	1					DGW		NUT, Hex Jam, .50-20
6	04617899	1					DGW		BAND, Kickdown
7									LEVER, Reverse Band
	04202764AB	1					DGW		
	04202765	1					DGW		With Stem
8	02538472	1					DGW		SCREW, Trans Reverse Band Adjusting, .375-24-1.88
9	00114942	1					DGW		NUT, Hex, .375-24
10	03410102	1					DGW		SHAFT, Reverse Band
11	04431406	1					DGW		BAND, Reverse
12	06030657	1					DGW		O RING, Steering Gear
13	03410102	1					DGW		SHAFT, Reverse Band

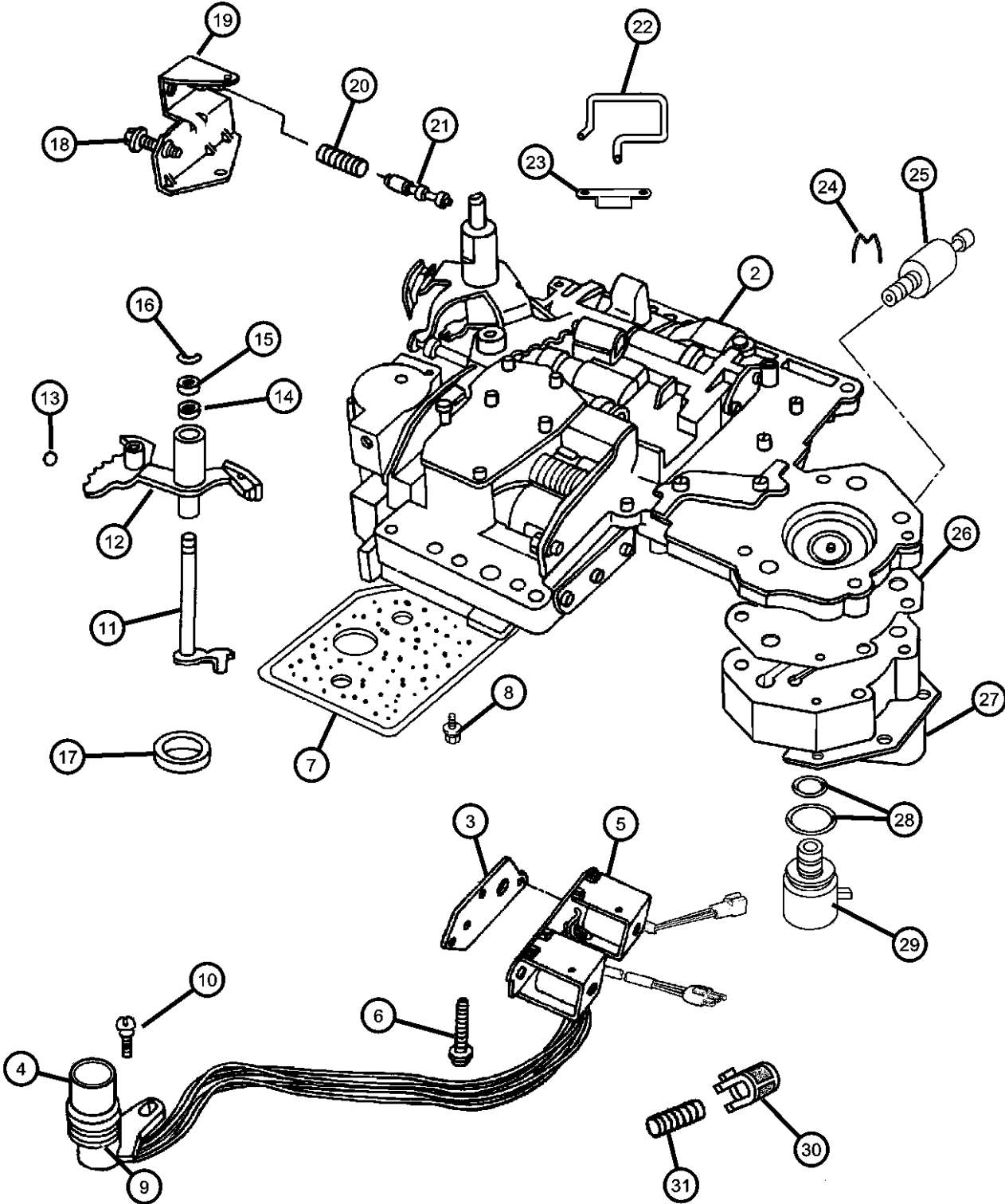


KICKDOWN BAND



DOUBLE WRAP REVERSE BAND

Valve Body 44RE (DGW)  
Figure 44RE-710



ITEM	PART NUMBER	QTY	LINE	SERIES	BODY	ENGINE	TRANS	TRIM	DESCRIPTION
NOTE: Sales Codes: DGW=4 Speed Automatic Transmission (44RE)									
-1	04863933AC	1					DGW		SEAL AND GASKET PACKAGE, Valve Body and Servo
2	52119634AB	1					DGW		BODY, Transfer Plate
3	04617216	1					DGW		GASKET, Transmission Solenoid
4	52118500AB	1					DGW		SOLENOID, Transmission Overdrive
5	56028196AA	1					DGW		TRANSDUCER, Pressure Sensor
6	00181071	3					DGW		BOLT, Valve Body, .25-20x1.75
7	52118789	1					DGW		FILTER, Valve Body
8	06033826	3					DGW		SCREW AND WASHER, Oil Filter Mounting, Fillester Head .190-24x2.500
9	06034748	1					DGW		O RING, Solenoid Wiring, Transmission
10	06033985	1					DGW		SCREW, Tapping, .19-24x.75
11	03681227	1					DGW		LEVER, Throttle Valve
12	04617439	1					DGW		LEVER, Manual Valve
13	00147488	4					DGW		BALL, Manual Lever Detent, .343 Diameter
14	02466548	1					DGW		SEAL, Valve Lever Shift
15	02538062	1					DGW		WASHER, Manual Valve Lever
16	06035208	1					DGW		SNAP RING
17	04505098	1					DGW		SEAL, Manual Shift Valve, 1.25 OD
18	06030609	1					DGW		SCREW, Cap Head Lock, .312-24x1.25
19	04617010	1					DGW		BRACKET, Valve Body Switch
20	04130492	1					DGW		SPRING, Switch Valve
21	04505036	1					DGW		VALVE, Trans Lockup Switch
22	04617008	1					DGW		TUBE, Boost Valve
23	52117958	1					DGW		RETAINER, Boost Valve Oil Supply Tube
24	04617219	1					DGW		CLIP, Transmission Governor Transducer
25	56028196AA	1					DGW		TRANSDUCER, Pressure Sensor
26	04617216	1					DGW		GASKET, Transmission Solenoid
27	04617211AB	1					DGW		RETAINER, Transmission Governor Solenoid
28	06034748	1					DGW		O RING, Solenoid Wiring, Transmission
29	04617210	1					DGW		SOLENOID, Transmission Governor
30	03878313	1					DGW		SCREEN, Transmission Regulator Valve
31	04348907	1					DGW		SPRING, Limit Valve

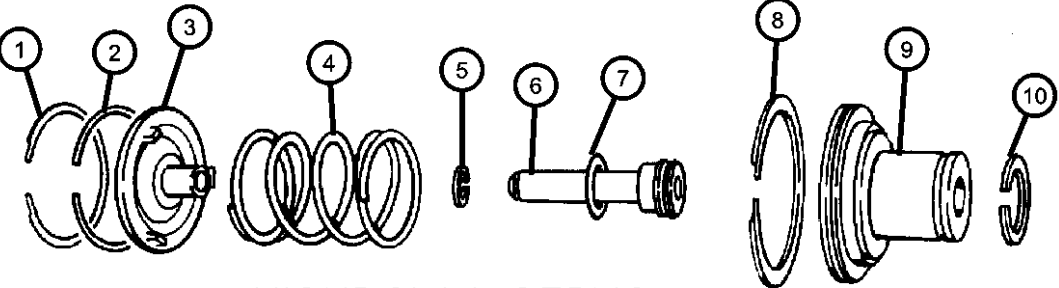
AR = use ase required - = Non illustrated part

Servos 44RE (DGW)  
Figure 44RE-720

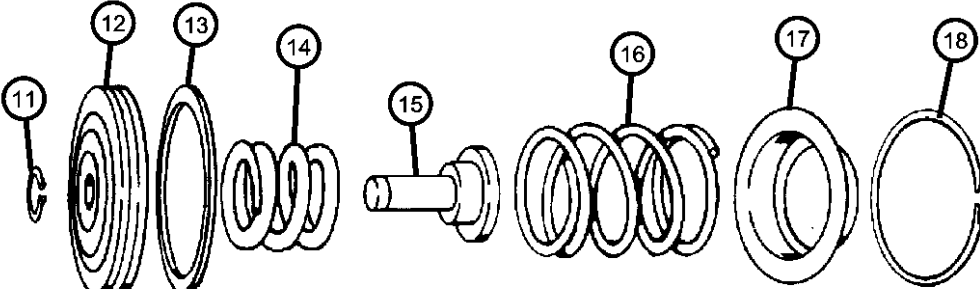
ITEM	PART NUMBER	QTY	LINE	SERIES	BODY	ENGINE	TRANS	TRIM	DESCRIPTION
------	----------------	-----	------	--------	------	--------	-------	------	-------------

NOTE:  
Sales Codes:  
DGW=4 Speed Automatic Transmission (44RE)

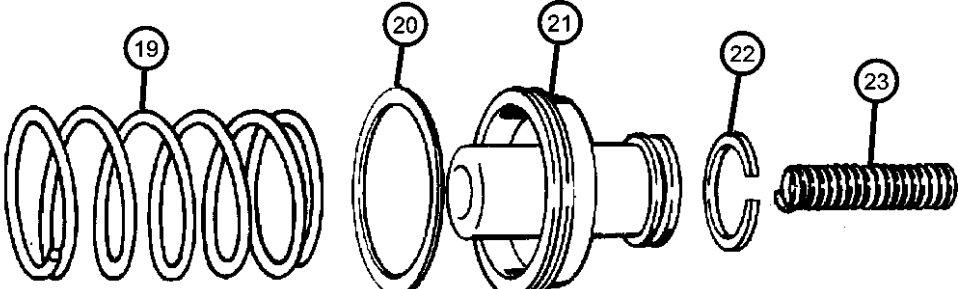
1	06028863	1					DGW		SNAP RING, Kickdown, 2.377
2	04295966	1					DGW		SEAL, Servo Guide
3	03410332	1					DGW		GUIDE, Kickdown Servo
4	04531119	1					DGW		SPRING, Kickdown Servo Piston
5	06031392	1					DGW		SNAP RING, Brake Master Cylinder
6	04058780	1					DGW		ROD, Kickdown Servo Piston
7	06028864	1					DGW		O RING, Kick Down Servo
8	04295966	1					DGW		SEAL, Servo Guide
9	04058777	1					DGW		PISTON, Kickdown Servo
10	03743033	1					DGW		SEAL, Kickdown Servo
11	06027153	1					DGW		SNAP RING, .435 ID
12	52118744	1					DGW		PISTON, Reverse Servo
13	04202864	1					DGW		SEAL, Reverse Servo Piston
14	04130824	1					DGW		SPRING, Reverse Servo Piston
15	52118740AB	1					DGW		PLUG, Reverse Servo Piston
16	02801274	1					DGW		SPRING, Reverse Servo Piston
17	02464463	1					DGW		RETAINER, Transmission Rear Clutch
18	02464464	1					DGW		SNAP RING
19	52118710	1					DGW		SPRING, Transmission Accumulator
20	03743013	1					DGW		SEAL, Piston Accumulator
21	03743650	1					DGW		PISTON, Accumulator
22	03743010	1					DGW		SEAL, Piston Accumulator
23	04617529	1					DGW		SPRING, Accumulator Piston



KICKDOWN SERVO



LOW AND REVERSE SERVO



ACCUMULATOR PISTON AND SPRING

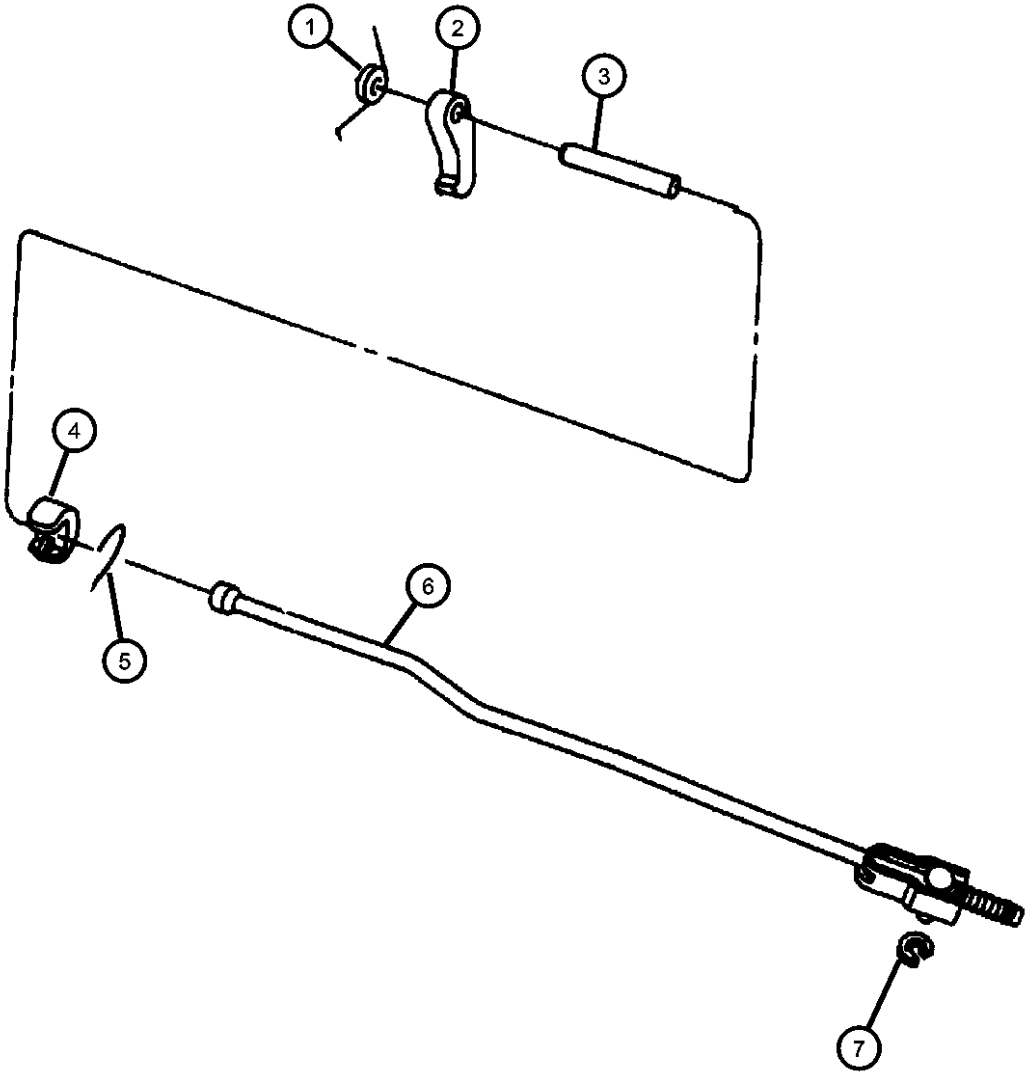
AR = use ase required - = Non illustrated part

Parking Sprag 44RE (DGW)  
Figure 44RE-730

ITEM	PART NUMBER	QTY	LINE	SERIES	BODY	ENGINE	TRANS	TRIM	DESCRIPTION
------	----------------	-----	------	--------	------	--------	-------	------	-------------

NOTE:  
Sales Codes:  
DGW=4 Speed Automatic Transmission (44RE)

1	02466909	1					DGW		SPRING, Parking Sprag
2	04471415	1					DGW		SPRAG, Transmission Parking
3	02466892	1					DGW		SHAFT, Parking Sprag
4	02538042	1					DGW		PLUG, Parking Sprag
5	02538034	1					DGW		SNAP RING, Transmission
6	04431748	1					DGW		ROD, Parking Sprag
7	06035256	1					DGW		SNAP RING, Rod



AR = use ase required - = Non illustrated part



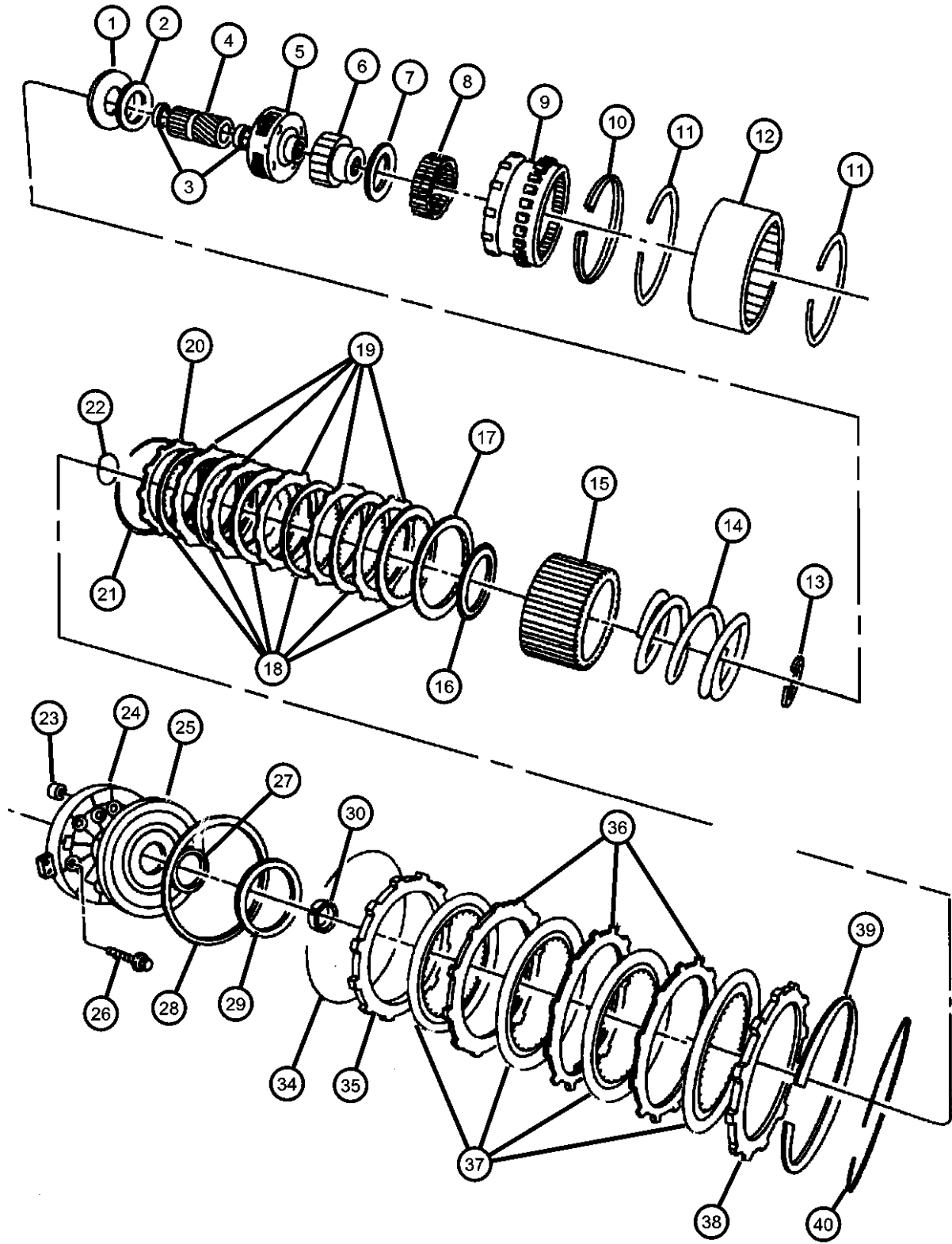
Overdrive Gear Train 44RE (DGW)  
Figure 44RE-1010

ITEM	PART NUMBER	QTY	LINE	SERIES	BODY	ENGINE	TRANS	TRIM	DESCRIPTION
NOTE: Sales Codes: DGK=4 Speed Automatic Transmission (42RE) DGW=4 Speed Automatic Transmission (44RE)									
1	04740774	1					DGW		PLATE PACKAGE, Transmission Module
2	04740774	1							BEARING, (NOT SERVICED)
3	04740774	1							BEARING, (NOT SERVICED)
4	05015107AA	1					DGK		GEAR, Overdrive Sun
5	04798520	1					DGW		CARRIER, O/Drive Planet Pinion
6	04461124	1					DGW		RACE, Overrunning Clutch
7	04461014	1					DGW		THRUST BEARING, Ovedrive Third Position
8	04461015	1					DGW		CLUTCH, Overdrive Overrunning
9	04761010	1					DGW		GEAR, Overdrive Annulus
10	04461059	1					DGW		SNAP RING, 5.25 OD
11	04461060	2					DGW		SNAP RING, 6.00 OD
12	04461089	1					DGW		DRUM, Automatic Transmission
13	04461063	1					DGK		SNAP RING, 2.1875 OD
14	04461027	1					DGW		SPRING, Direct Clutch
15	04461072	1					DGW		HUB, Direct Clutch
16	04446724	1					DGW		THRUST BEARING, Overdrive
17	04461030	1					DGW		PLATE, Transmission Clutch Reaction
18	04461042	8					DGW		DISC, Direct Clutch
19	04461054	7					DGW		PLATE, Transmission Clutch Reaction
20	04461031	1					DGW		PLATE, Transmission Clutch Reaction
21	04461032	1					DGW		SPRING, Direct Clutch
22	04461064	1					DGW		SNAP RING, 1.875" OD
23	04412583	1					DGW		FILTER, Overdrive Clutch
24	04617246	1					DGW		RETAINER, Transmission Overdrive Clutch Piston
25	52118599	1					DGW		PISTON, Overdrive Clutch
26	06033479	6					DGW		BOLT, Hex Head, .25-28x1-5/8
27	04431696	1					DGW		SEAL, Overdrive Clutch Piston
28	04431696	1					DGW		SEAL, Overdrive Clutch Piston
29									PLATE, Transmission O/Drive Clutch
	04431585	1					DGW		.153 - .155
	04431587	1					DGW		.183 - .185
	04431588	1					DGW		.213 - .215
	04431590	1					DGW		.243 - .245
	04431731	1					DGW		.135 - .140
	04431732	1					DGW		.168 - .170

AR = use ase required - = Non illustrated part

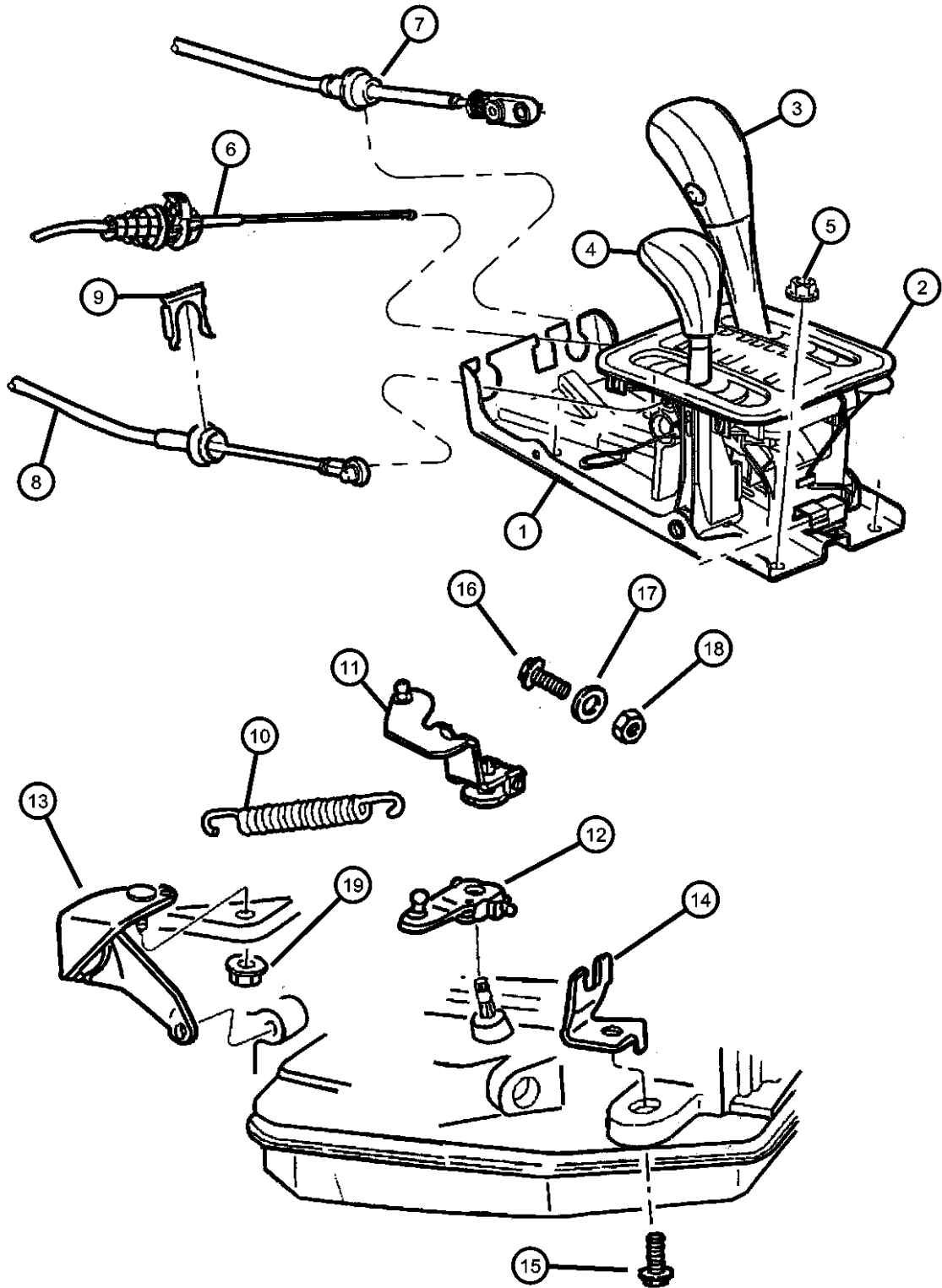
Overdrive Gear Train 44RE (DGW)  
Figure 44RE-1010

ITEM	PART NUMBER	QTY	LINE	SERIES	BODY	ENGINE	TRANS	TRIM	DESCRIPTION
	04431733	1					DGW		.198 - .200
	04431734	1					DGW		.228 - .230
	04431735	1					DGW		.108 - .110
30	04431916	1					DGW		SPACER, Intermediate Shaft, 1.58mm
-31	04431917	1					DGW		SPACER, Intermediate Shaft, .175
-32	04431918	1					DGW		SPACER, Intermediate Shaft, .193
-33	04431919	1					DGW		SPACER, Intermediate Shaft, .211
34	04461082	1					DGW		SNAP RING, Overdrive Clutch
35	04461033	1					DGK		PLATE, Transmission Clutch Reaction
36	04461047	3					DGW		PLATE, Transmission Clutch Reaction
37	04461181	4					DGW		DISC, Direct Clutch
38	04461033	2					DGW		PLATE, Transmission Clutch Reaction
39	04461066	1					DGW		SPRING, Overdrive Clutch
40	04461065	1					DGW		SNAP RING, 6.50 OD



AR = use ase required - = Non illustrated part

Gearshift Controls 44RE (DGW)  
Figure 44RE-1210

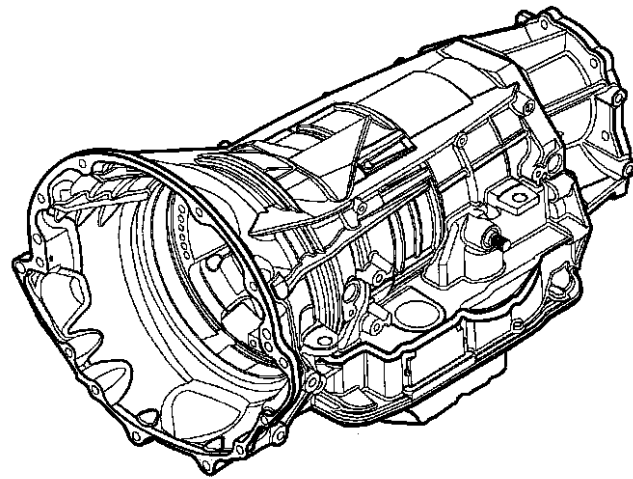


ITEM	PART NUMBER	QTY	LINE	SERIES	BODY	ENGINE	TRANS	TRIM	DESCRIPTION
NOTE: Sales Codes: EX0=All 3.1L Turbo Diesel Engines ER0=All 4.0L In-Line 6 Engines DGK=4 Speed Automatic Transmission (42RE) DGW=4 Speed Automatic Transmission (44RE) DG0=All 4 Speed Automatic Transmissions DSB=Vari-Lok Progressive Front Axle									
1									HOUSING AND LEVER, Shifter
	52104151AB	1	J				DG0		Without [DSB]
	52104152AC	1	U				DG0		Without [DSB]
	52104374AB	1	J				DG0		With [DSB]
	52104375AB	1	U				DG0		With [DSB]
2									BEZEL, Gear Shift Indicator
	05012471AA	1	J				DG0		Without [DSB]
		1	U				DG0		Without [DSB]
	05014661AA	1	J				DG0		With [DSB]
		1	U				DG0		With [DSB]
3		1							KNOB, Gearshift, Serviced With # 1, (NOT SERVICED),
4		1							KNOB, Gearshift, Serviced With # 1, (NOT SERVICED)
5	06101675	2				EX0			NUT, Hex Flange Lock, M8x1.25
6	52104054	1					DG0		CABLE, Park Interlock
7	52104418AC	1					DGW		CABLE, Gearshift Control, Transmission Shift Cable
8	52104418AB	1					DGW		CABLE, Gearshift Control, Transfer Case Shift Cable
9	04269830	2							CLIP, Cable
10	53009055	1					DGK, DGW		SPRING, Throttle Valve Return
11	03681227	1					DGW		LEVER, Throttle Valve
12	52104276AA	1					DGW		LEVER, Manual Control
13	52104275AA	1					DGW		BRACKET, Shift Cable
14	52078867	1				ER0, EX0			BRACKET, Cable
15	00181112	1					DGK, DGW		SCREW AND WASHER, .375-16x1.00
16	00181065	1				ER0, EX0			BOLT, Hex Head, .25-20x1.00
17	00138165	1				ER0, EX0			WASHER, Lock
18	J0120375	1					DGW		NUT, Hex, .250-20
19	06028114	1					DGK, DGW		NUT, Hex, .437-14

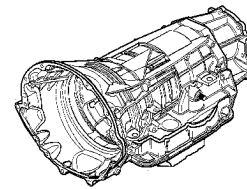
AR = use ase required - = Non illustrated part

# Group - 45RFE

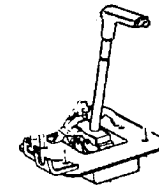
## Automatic Transmission Multi-Speed



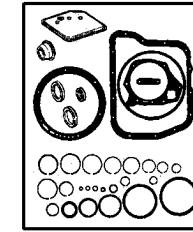
**45RFE-100**  
Transmission Assembly



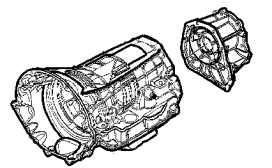
**45RFE-1200**  
Gearshift Controls



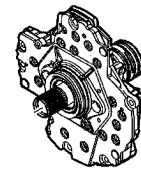
**45RFE-1300**  
Seal and Shim Packages



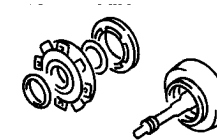
**45RFE-200**  
Case and Extension



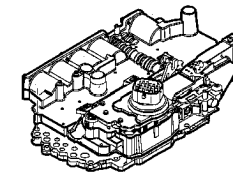
**45RFE-300**  
Oil Pump



**45RFE-400**  
Gear Train



**45RFE-700**  
Valve Body



Group - 45RFE Automatic Transmission Multi-Speed

Illustration TitleGroup-Fig. No.

Transmission Assembly

Transmission 45RFE (DGQ) .....Fig. 45RFE - 110

Case and Extension

Case and Related Parts 45RFE (DGQ) ..... Fig. 45RFE - 210

Adapter 45RFE (DGQ)..... Fig. 45RFE - 220

Oil Pump

Oil Pump [45RFE] [DGQ]..... Fig. 45RFE - 310

Gear Train

Input Shaft 45RFE (DGQ) ..... Fig. 45RFE - 410

Underdrive 45RFE (DGQ) ..... Fig. 45RFE - 420

Overdrive 45RFE (DGQ) ..... Fig. 45RFE - 430

2/4 Clutch Retainer 45RFE (DGQ)..... Fig. 45RFE - 440

Input/Reverse Planetary 45RFE (DGQ) ..... Fig. 45RFE - 450

Reaction Annulus/Sun Gear 45RFE (DGQ)..... Fig. 45RFE - 460

Low / Reverse Clutch ..... Fig. 45RFE - 470

Valve Body

Valve Body 45RFE (DGQ)..... Fig. 45RFE - 710

Parking Sprag 45RFE (DGQ) ..... Fig. 45RFE - 730

Gearshift Controls

Gearshift Controls 45RFE (DGQ)..... Fig. 45RFE - 1210

Seal and Shim Packages

LR Clutch 45RFE (DGQ) ..... Fig. 45RFE - 1310

Input Clutch Plate 45RFE (DGQ) ..... Fig. 45RFE - 1320

OVERHAUL 45RFE (DGQ) ..... Fig. 45RFE - 1330

Input Clutch 45RFE (DGQ)..... Fig. 45RFE - 1340

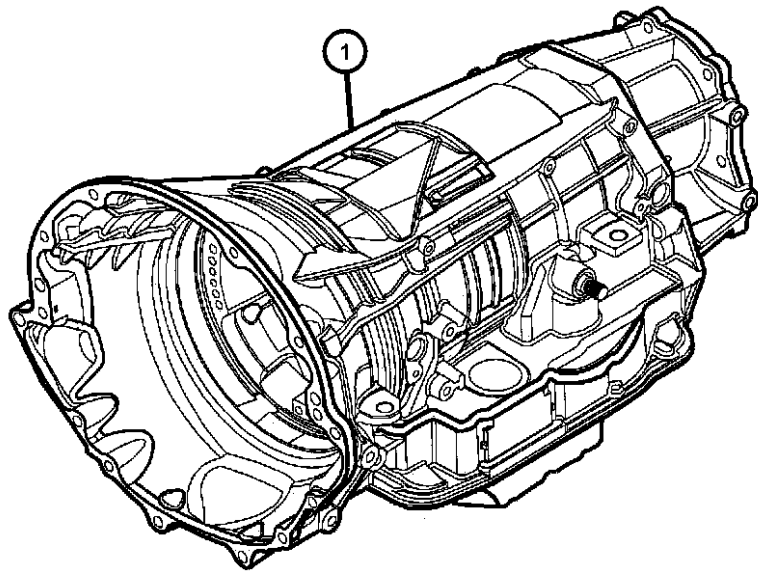
Planetary Plate 45RFE (DGQ) ..... Fig. 45RFE - 1350

2&4 Clutch (DGQ)..... Fig. 45RFE - 1360

Transmission 45RFE (DGQ)  
Figure 45RFE-110

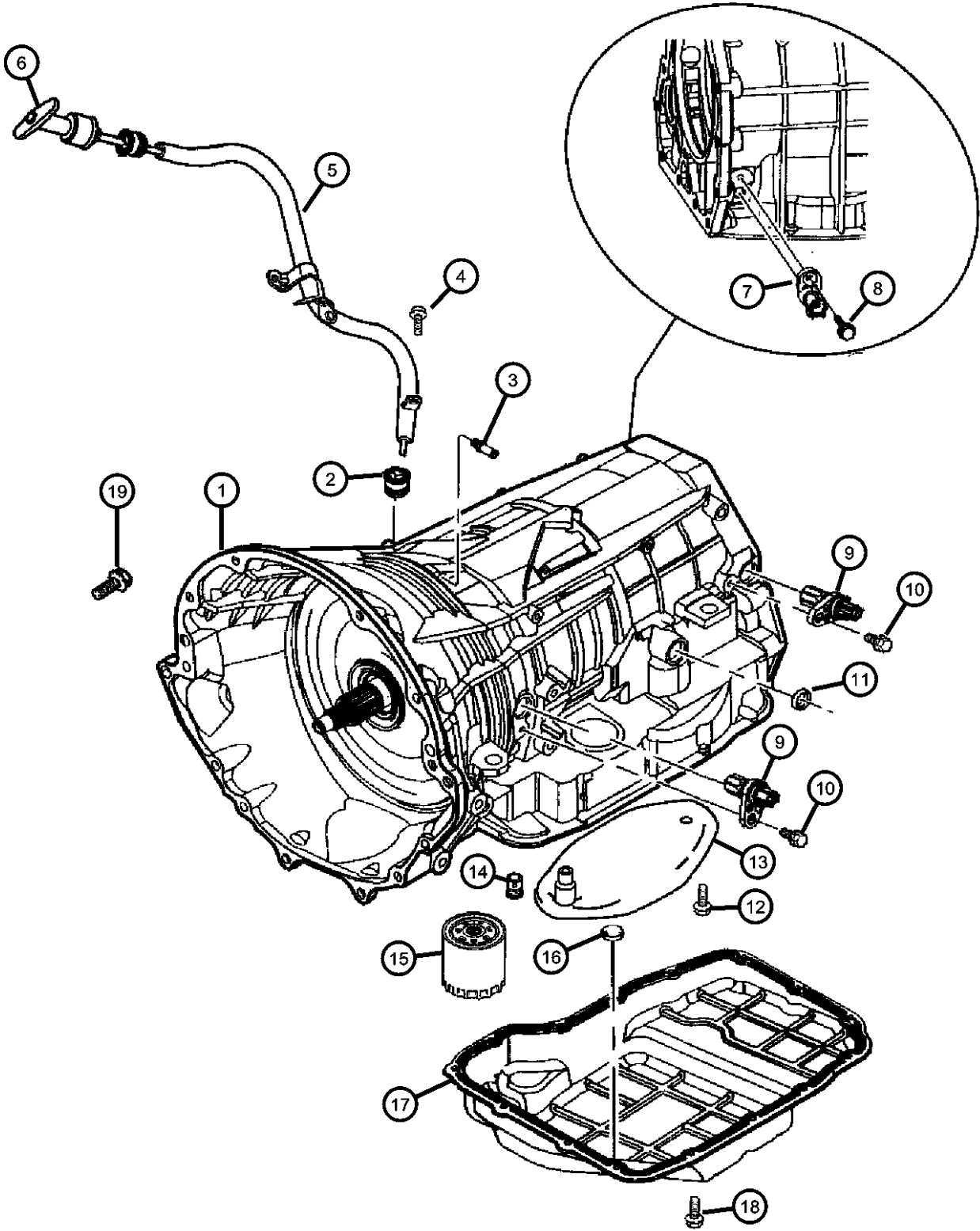
ITEM	PART NUMBER	QTY	LINE	SERIES	BODY	ENGINE	TRANS	TRIM	DESCRIPTION
------	----------------	-----	------	--------	------	--------	-------	------	-------------

NOTE: Sales Codes: DGQ=Multi Speed Automatic Transmission									
1	05019249AA	1					DGQ		TRANSMISSION KIT, Automatic



AR = use ase required - = Non illustrated part

Case and Related Parts 45RFE (DGQ)  
Figure 45RFE-210



ITEM	PART NUMBER	QTY	LINE	SERIES	BODY	ENGINE	TRANS	TRIM	DESCRIPTION
NOTE: Sales Codes: DGQ=Multi Speed Automatic Transmission DG4=Multi Speed Automatic Transmission DG0=All Automatic Transmissions									
1	04799613	1					DGQ		CASE, Transmission
2	04810021	1					DGQ		GROMMET
3	04799861AA	1					DGQ		VENT, Transmission
4	06501979	1					DGQ		SCREW AND WASHER, Hex Head, M6x1x17
5	52104134AC	1					DGQ		TUBE, Transmission Oil Filler
6	52104137AB	1					DGQ		INDICATOR, Transmission Fluid Level
7	04799758	1					DGQ		TRANSDUCER, Pressure Sensor
8	06101331	1					DGQ		BOLT, M6x1.00x20
9	04799061	2					DGQ		SENSOR, Transmission Output Speed
10	06101331	1					DGQ		BOLT, M6x1.00x20
11	04799346	1					DGQ		SEAL
12	06503232	2					DGQ		SCREW, Pan Head, M5 x 0.8 x 12.60
13	05013470AC	1					DGQ		FILTER PACKAGE, Transmission Oil
14	04799681	1					DGQ		VALVE, Flow Control
15	04799662	1					DGQ		FILTER, Transmission Oil
16	04446728	1					DGQ		MAGNET, Transmission
17	05013681AA	1					DGQ		PAN, Transmission Oil
18	06101221	15					DGQ		SCREW
19	06022266	4				EV0	DG0		SCREW, Hex Head, .375-16x1.5, Transmission to Engine

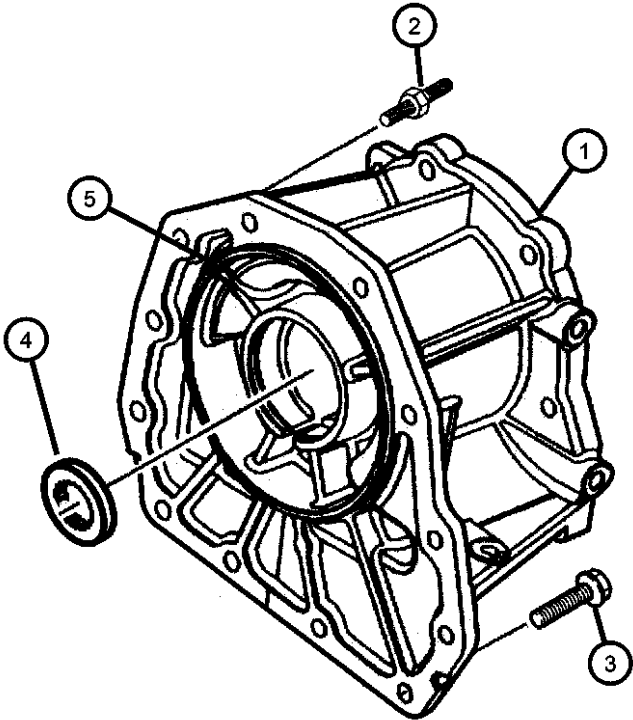
AR = use ase required - = Non illustrated part

Adapter 45RFE (DGQ)  
Figure 45RFE-220

ITEM	PART NUMBER	QTY	LINE	SERIES	BODY	ENGINE	TRANS	TRIM	DESCRIPTION
------	----------------	-----	------	--------	------	--------	-------	------	-------------

NOTES:  
Sales Codes:  
DGQ=Multi Speed Automatic Transmission

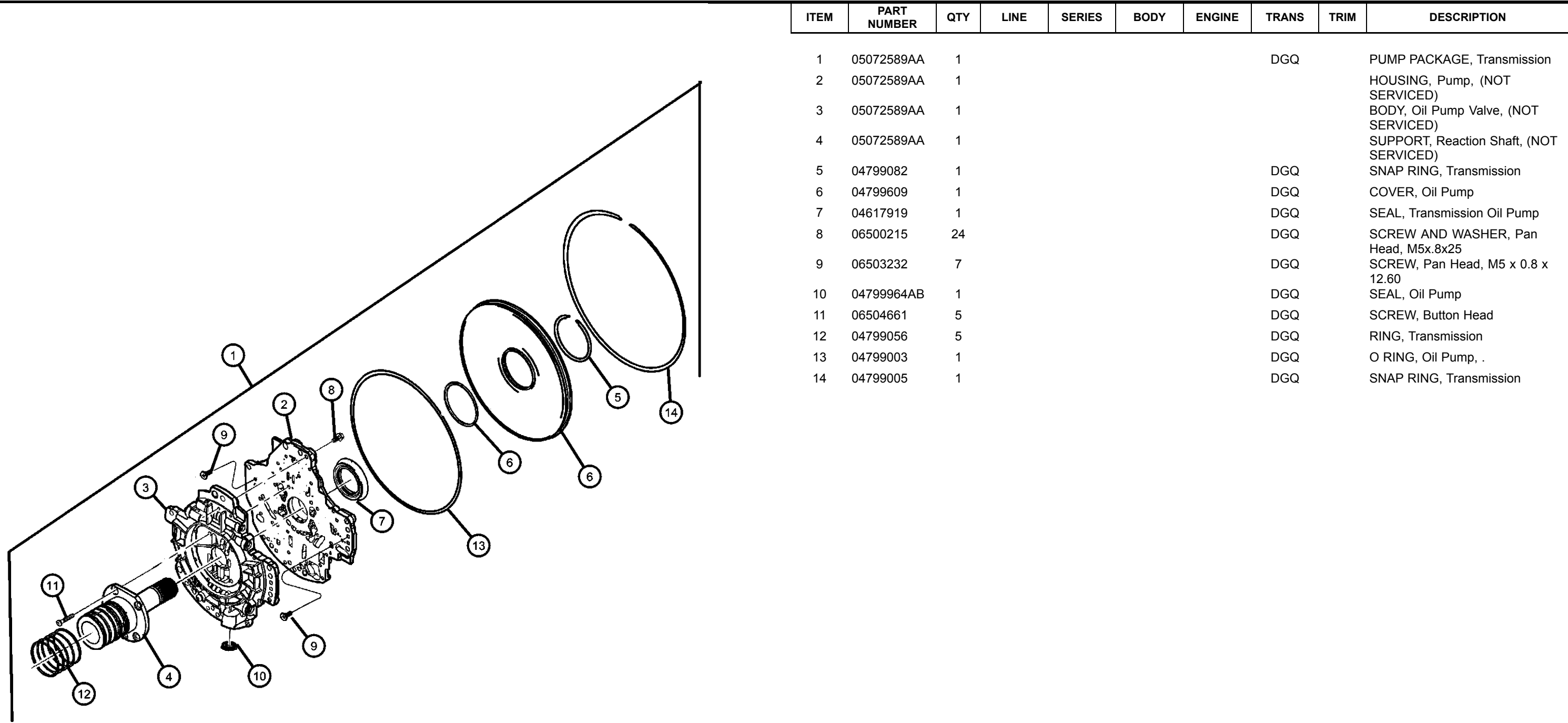
1	52098690	1					DGQ		ADAPTER, Transfer Case
2	06505064AA	2					DGQ		STUD, M10x1.5x62
3	06504774	10					DGQ		SCREW AND WASHER, Hex Head, M10x1.5x37
4	04167929	1					DGQ		SEAL, Input Gear
5	04799090	1					DGQ		SEAL, Input



AR = use ase required - = Non illustrated part



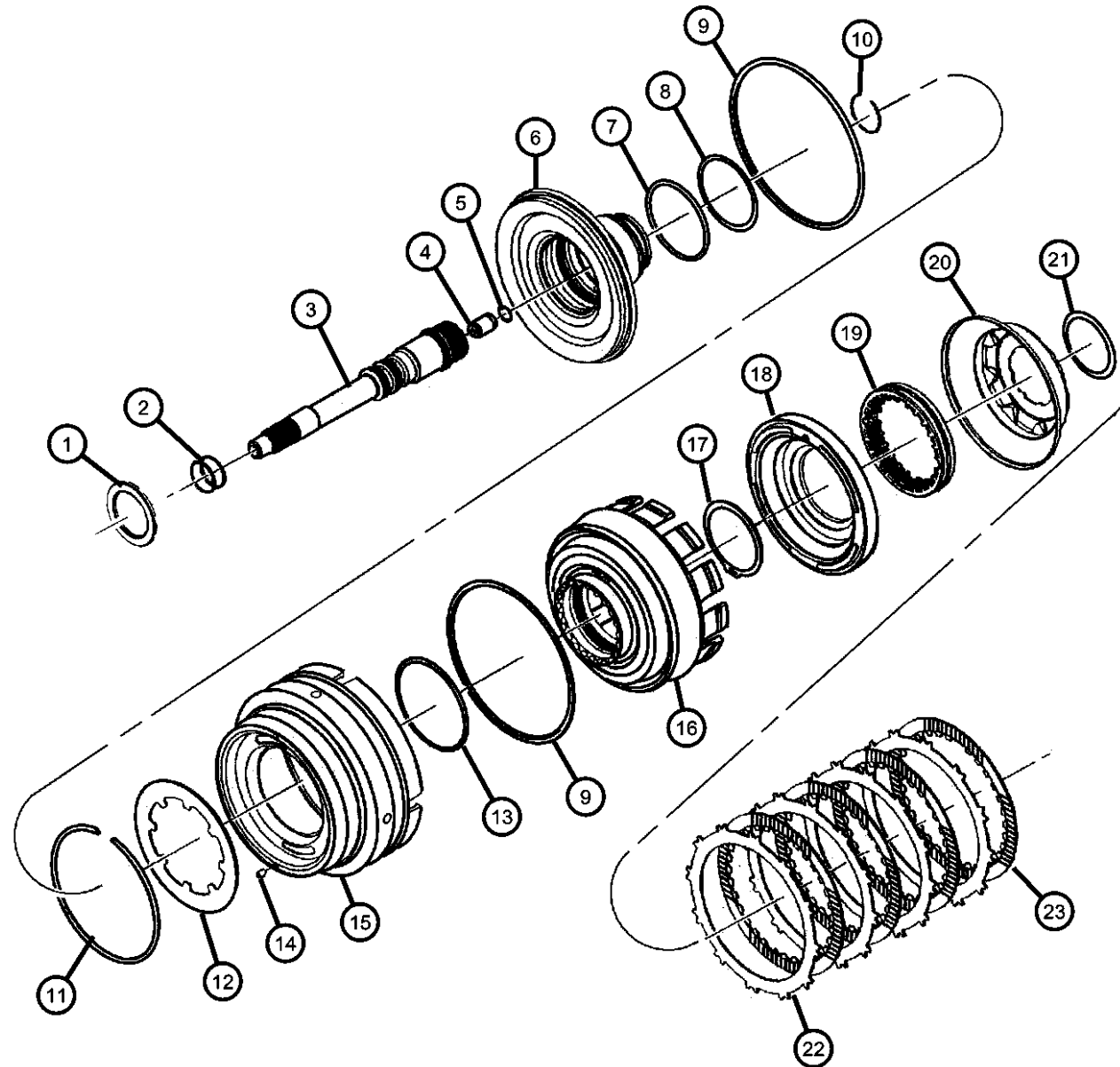
Oil Pump [45RFE] [DGQ]  
Figure 45RFE-310



ITEM	PART NUMBER	QTY	LINE	SERIES	BODY	ENGINE	TRANS	TRIM	DESCRIPTION
1	05072589AA	1					DGQ		PUMP PACKAGE, Transmission
2	05072589AA	1							HOUSING, Pump, (NOT SERVICED)
3	05072589AA	1							BODY, Oil Pump Valve, (NOT SERVICED)
4	05072589AA	1							SUPPORT, Reaction Shaft, (NOT SERVICED)
5	04799082	1					DGQ		SNAP RING, Transmission
6	04799609	1					DGQ		COVER, Oil Pump
7	04617919	1					DGQ		SEAL, Transmission Oil Pump
8	06500215	24					DGQ		SCREW AND WASHER, Pan Head, M5x.8x25
9	06503232	7					DGQ		SCREW, Pan Head, M5 x 0.8 x 12.60
10	04799964AB	1					DGQ		SEAL, Oil Pump
11	06504661	5					DGQ		SCREW, Button Head
12	04799056	5					DGQ		RING, Transmission
13	04799003	1					DGQ		O RING, Oil Pump, .
14	04799005	1					DGQ		SNAP RING, Transmission

AR = use ase required - = Non illustrated part

**Input Shaft 45RFE (DGQ)  
Figure 45RFE-410**



ITEM	PART NUMBER	QTY	LINE	SERIES	BODY	ENGINE	TRANS	TRIM	DESCRIPTION
NOTES									
Sales Codes:									
DGQ=Multi Speed Automatic Transmission									
1	04799469	1					DGQ		THRUST BEARING, Needle Roller
2	04799539	2					DGQ		SEAL, Input Shaft, Also Serviced In Pkg. 05013090AA
3	04799537	1					DGQ		SHAFT, Input
4	04799974AA	1					DGQ		CHECK VALVE, Transmission
5	04799978AA	1					DGQ		SNAP RING
6	04799536AC	1					DGQ		HUB, Input Clutch
7	04799073	1					DGQ		O RING, Transmission Clutch, Also Serviced In Pkg. 05013090AA
8	04799755	1					DGQ		O RING, Transmission Clutch, Also Serviced In Pkg. 05013090AA
9	04799090	1					DGQ		SEAL, Input
10	04799538	1					DGQ		SNAP RING, Input Shaft
11	04799088	1					DGQ		SNAP RING, Transmission
12	04799087	1					DGQ		SPRING, Piston Return
13	04799089	1					DGQ		O RING, Reverse & O/Drive Clutch Piston, Transmission, Also Serviced In Pkg. 05013090AA
14	04531903	1					DGQ		FILTER, Reverse And O/D Clutch
15	04799645	1					DGQ		PISTON, Reverse and Overdrive
16	04799648	1					DGQ		RETAINER, Transmission Input Clutch
17	04799247	1					DGQ		SNAP RING
18	04799650	1					DGQ		PISTON, Underdrive
19	04799101	1					DGQ		SPRING, Undredrive Piston, Also Serviced In Pkg. 05013090AA
20	04799652	1					DGQ		PISTON, Underdrive
21	04799103	1					DGQ		SNAP RING, Transmission, Also Serviced In Pkg. 05013090AA
22	04799103	1							PLATE, Serviced in Pkg. 05013090AA, (NOT SERVICED)
23	04799103	1							DISC, Clutch, Serviced In Pkg. 05013090AA, (NOT SERVICED)

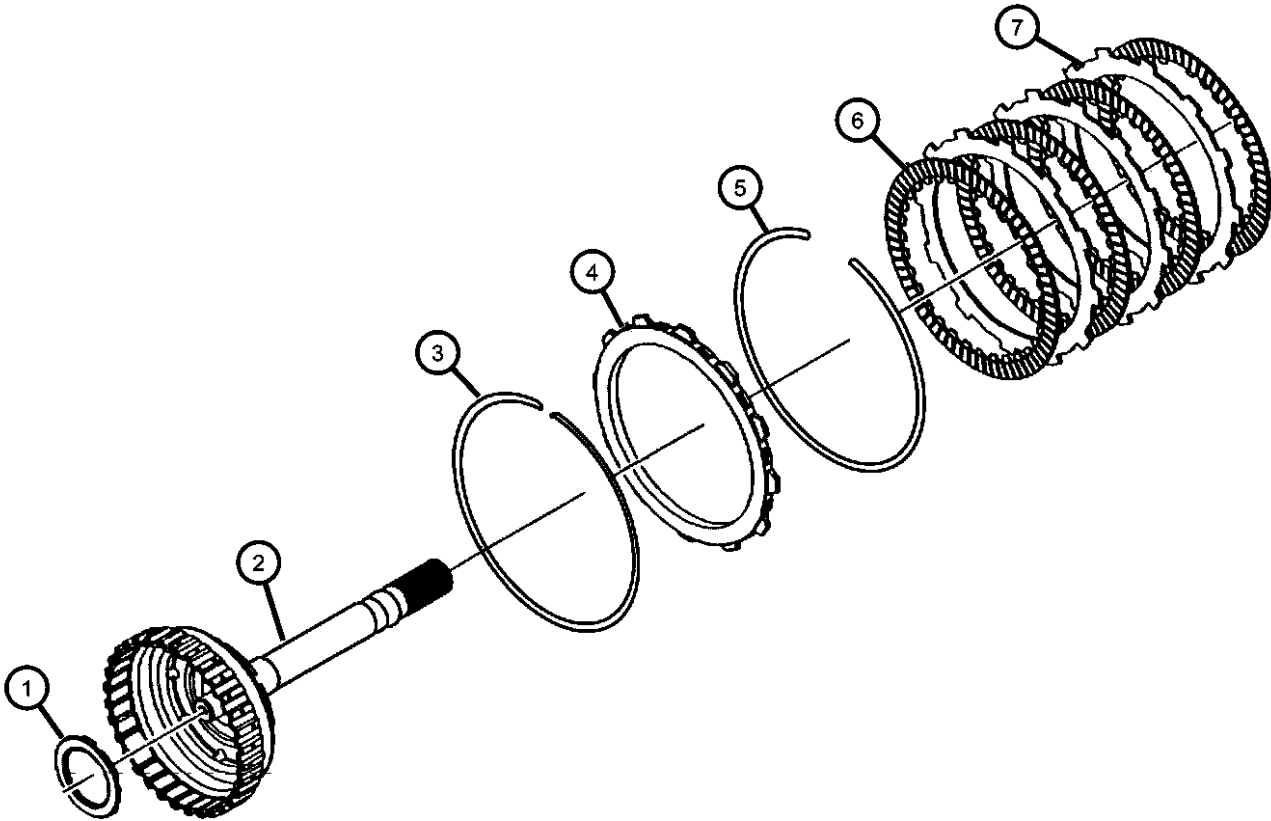
AR = use ase required - = Non illustrated part

Underdrive 45RFE (DGQ)  
Figure 45RFE-420

ITEM	PART NUMBER	QTY	LINE	SERIES	BODY	ENGINE	TRANS	TRIM	DESCRIPTION
------	----------------	-----	------	--------	------	--------	-------	------	-------------

NOTES:  
Sales codes:  
DGQ=Multi Speed Automatic Transmission

1	04799469	1					DGQ		THRUST BEARING, Needle Roller
2	04799546	1					DGQ		HUB AND SHAFT, Underdrive Clutch
3	04799760	1					DGQ		SNAP RING, Transmission
4									PLATE, Transmission Clutch Reaction
	04799107AB	AR					DGQ		(7.05 / 7.16)
	04799108AB	AR					DGQ		(3.05 / 3.21)
	04799109AB	AR					DGQ		(3.37 / 3.60)
5	04799109AB	AR							SNAP RING, Serviced In Pkg. (05013090AA), (NOT SERVICED),
6	04799109AB	AR							DISC, Clutch, Serviced In Pkg. (05013090AA), (NOT SERVICED)
7	04799109AB	AR							PLATE, Serviced In Pkg. (05013090AA), (NOT SERVICED)



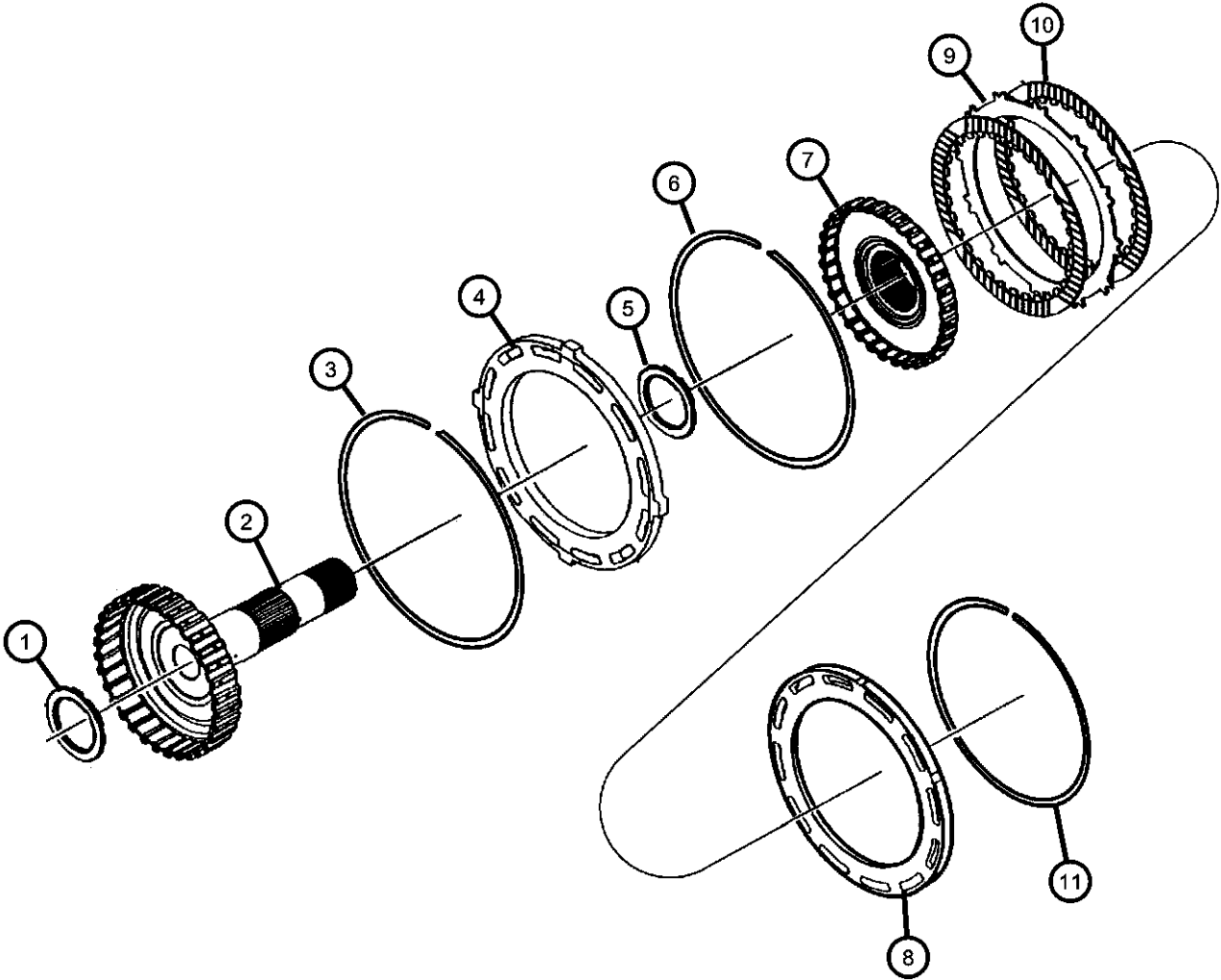
AR = use ase required - = Non illustrated part

Overdrive 45RFE (DGQ)  
Figure 45RFE-430

ITEM	PART NUMBER	QTY	LINE	SERIES	BODY	ENGINE	TRANS	TRIM	DESCRIPTION
------	----------------	-----	------	--------	------	--------	-------	------	-------------

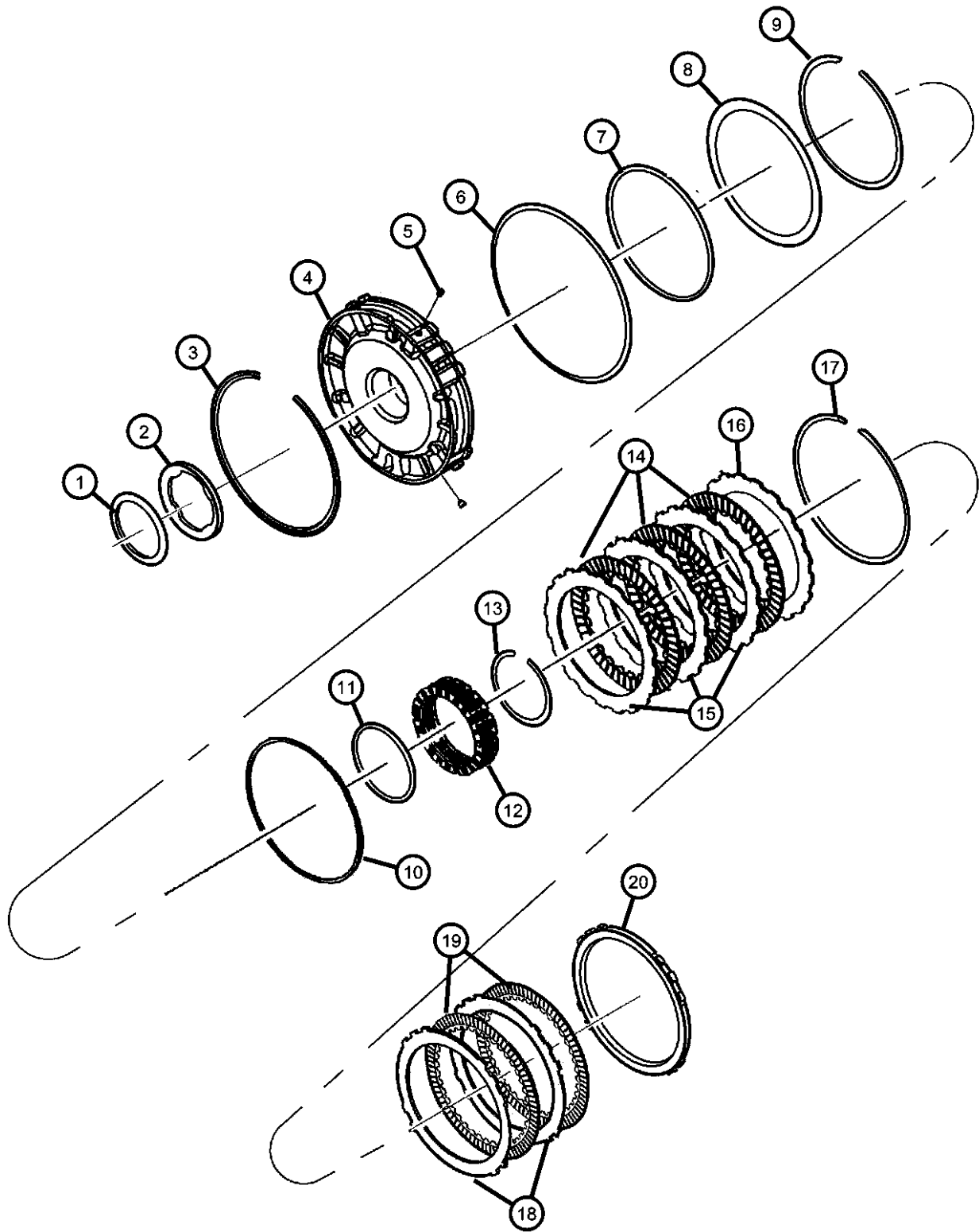
NOTE:  
Sales Codes:  
DGQ=Multi Speed Automatic Transmission

1	04799469	1					DGQ		THRUST BEARING, Needle Roller
2	04799550	1					DGQ		HUB AND SHAFT, Overdrive Clutch
3	04799118	1					DGQ		SNAP RING, Overdrive Clutch
4	04799116	1					DGQ		PLATE, Clutch Pressure
5	04799469	1					DGQ		THRUST BEARING, Needle Roller
6	04799117	1					DGQ		SNAP RING, Transmission
7	04799556	1					DGQ		HUB AND SHAFT, Reverse Clutch
8	04799121	1					DGQ		PLATE, Transmission Clutch Reaction
9	04799121	1							PLATE, Serviced In Pkg. (05013090AA), (NOT SERVICED)
10	04799121	1							DISC, Clutch, Serviced In Pkg. (05013090AA), (NOT SERVICED)
11	04799121	1							SNAP RING, Serviced In Pkg. (05013090AA), (NOT SERVICED)



AR = use ase required - = Non illustrated part

2/4 Clutch Retainer 45RFE (DGQ)  
Figure 45RFE-440



ITEM	PART NUMBER	QTY	LINE	SERIES	BODY	ENGINE	TRANS	TRIM	DESCRIPTION
NOTES: Sales Codes: DGQ=Multi Speed Automatic Transmission									
1	04799936AB	1					DGQ		THRUST BEARING, Needle Roller
2	04799936AB	1							PLATE, Clutch Hub Thrust, Served In Pkg. (05013093AB), (NOT SERVICED)
3	04799680	1					DGQ		SNAP RING, Transmission
4	04799498	1					DGQ		RETAINER, Transmission 2nd and 4th Clutch Piston
5	04799086	2					DGQ		BLEED ORIFICE, Transmission
6	04799174	1					DGQ		SNAP RING, Transmission
7	04799174	1							RING, Served In Pkg. (05013093AB), (NOT SERVICED)
8	04799521	1					DGQ		SPRING, 2nd And 4th Clutch Piston
9	04799522AB	1					DGQ		SNAP RING, Transmission
10	04799522AB	1							RING, Served In Pkg. (05013093AB), (NOT SERVICED)
11	04799522AB	1							RING, Served In Pkg. (05013093AB), (NOT SERVICED)
12	04799527	1					DGQ		SPRING, 2nd And 4th Clutch Piston
13	04799528AB	1					DGQ		SNAP RING, Transmission
14	04799528AB	1							DISC, Clutch, Served In Pkg. (05013087AA), (NOT SERVICED)
15	04799528AB	1							PLATE, Clutch Separator, Served In Pkg. (05013087AA), (NOT SERVICED)
16	04799533	1					DGQ		PLATE, Transmission Clutch Reaction
17	04799533	1							SNAP RING, Transmission, Served In Pkg. (05013087AA), (NOT SERVICED)
18	04799533	1							PLATE, Served In Pkg. (05013087AA), (NOT SERVICED)
19	04799533	1							DISC, Clutch, Served In Pkg. (05013087AA), (NOT SERVICED)
20	04799687AB	1					DGQ		PLATE, Transmission Clutch Reaction

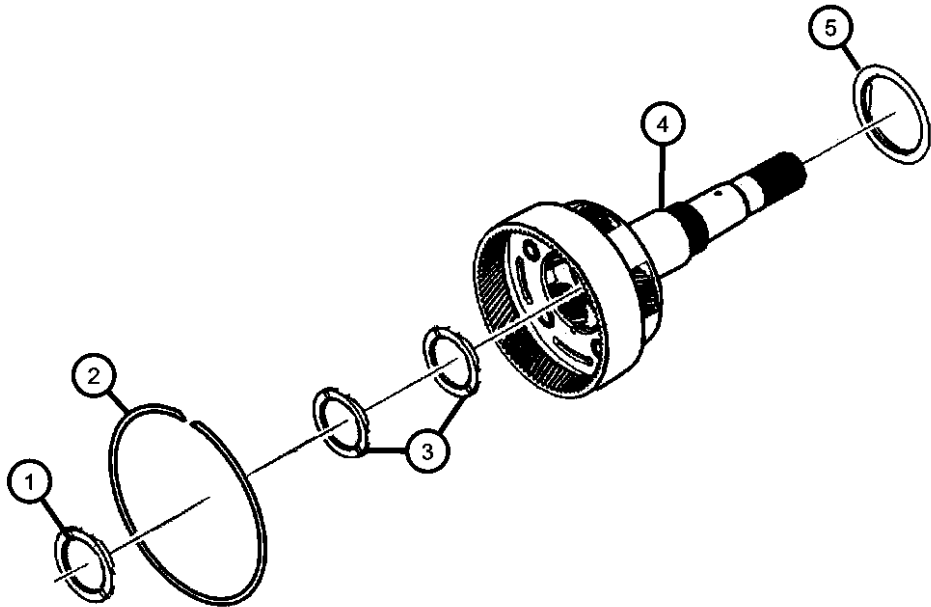
AR = use ase required - = Non illustrated part

Input/Reverse Planetary 45RFE (DGQ)  
Figure 45RFE-450

ITEM	PART NUMBER	QTY	LINE	SERIES	BODY	ENGINE	TRANS	TRIM	DESCRIPTION
------	----------------	-----	------	--------	------	--------	-------	------	-------------

NOTE:  
Sales Codes:  
DGQ=Multi Speed Automatic Transmission

1	04799469	1					DGQ		THRUST BEARING, Needle Roller
2	04799247	1					DGQ		SNAP RING
3	04799459	1					DGQ		THRUST BEARING, Needle Roller
4	05135165AA	1					DGQ		INPUT CARRIER KIT
5	04799459	1					DGQ		THRUST BEARING, Needle Roller
-6	05134382AA	1					DGQ		REVERSE CARRIER KIT



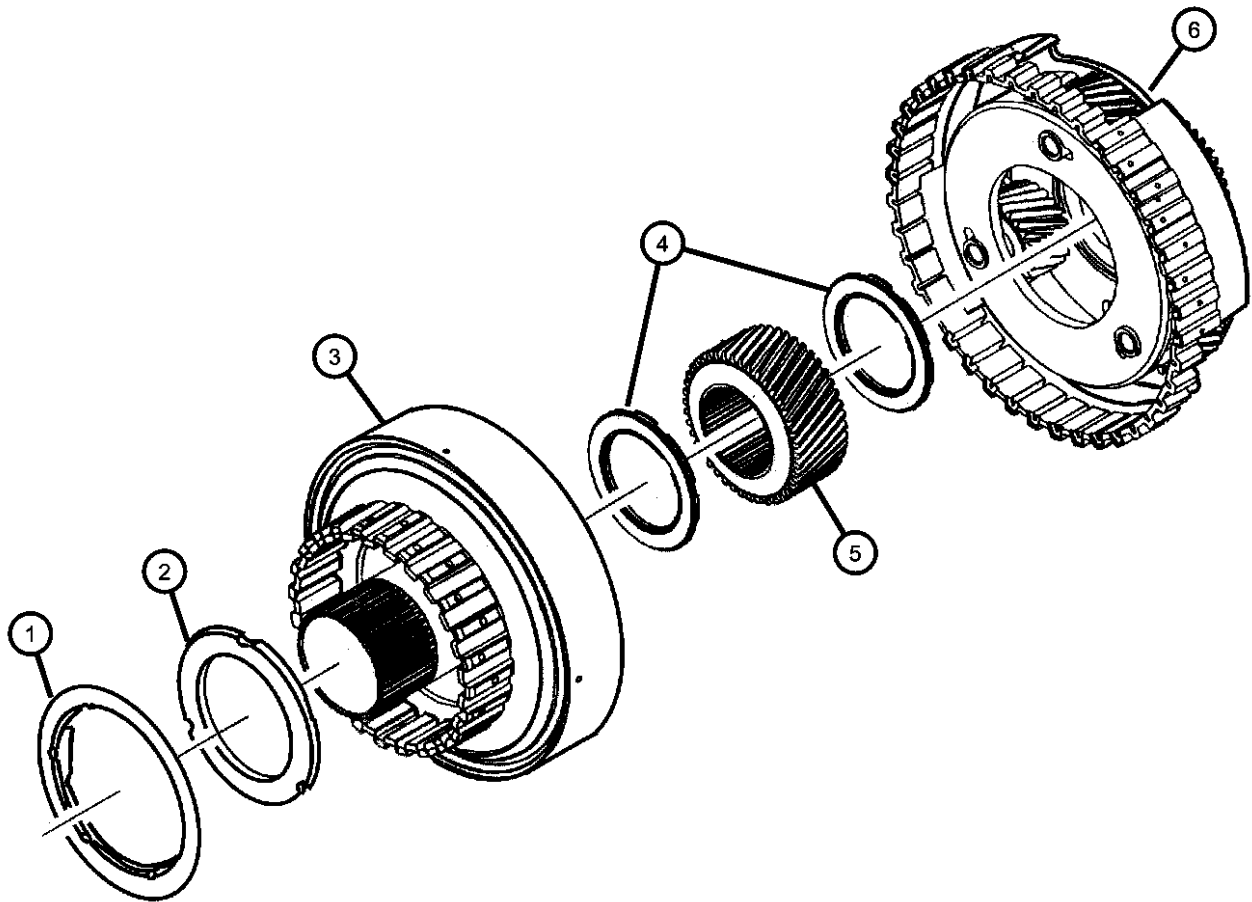
AR = use ase required - = Non illustrated part

Reaction Annulus/Sun Gear 45RFE (DGQ)  
Figure 45RFE-460

ITEM	PART NUMBER	QTY	LINE	SERIES	BODY	ENGINE	TRANS	TRIM	DESCRIPTION
------	----------------	-----	------	--------	------	--------	-------	------	-------------

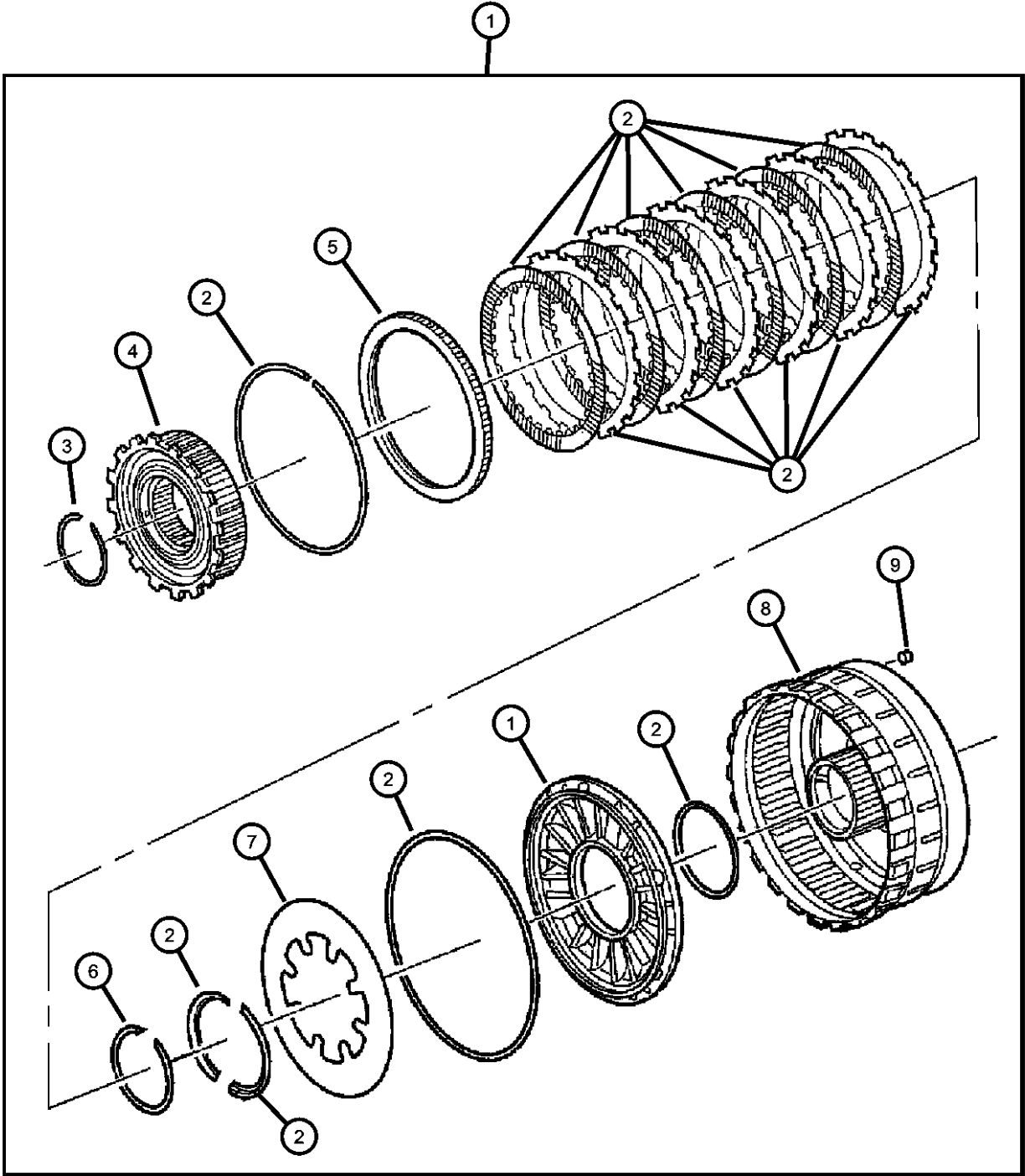
NOTE:  
Sales Codes:  
DGQ=Multi Speed Automatic Transmission  
DG4=Multi Speed Automatic Transmission 45RFE

1	04799459	1					DGQ		THRUST BEARING, Needle Roller
2	04799459	1							THRUST WASHER, Planetary Carrier, Serviced In Pkg. (05013092AA), (NOT SERVICED)
3	04799501	1					DGQ		GEAR, Annulus
4	04799469	1					DGQ		THRUST BEARING, Needle Roller
5	04799602	1					DGQ		GEAR, Reaction Sun
6	04799619	1					DG4		CARRIER, Reaction Complete



AR = use ase required - = Non illustrated part

Low / Reverse Clutch  
Figure 45RFE-470

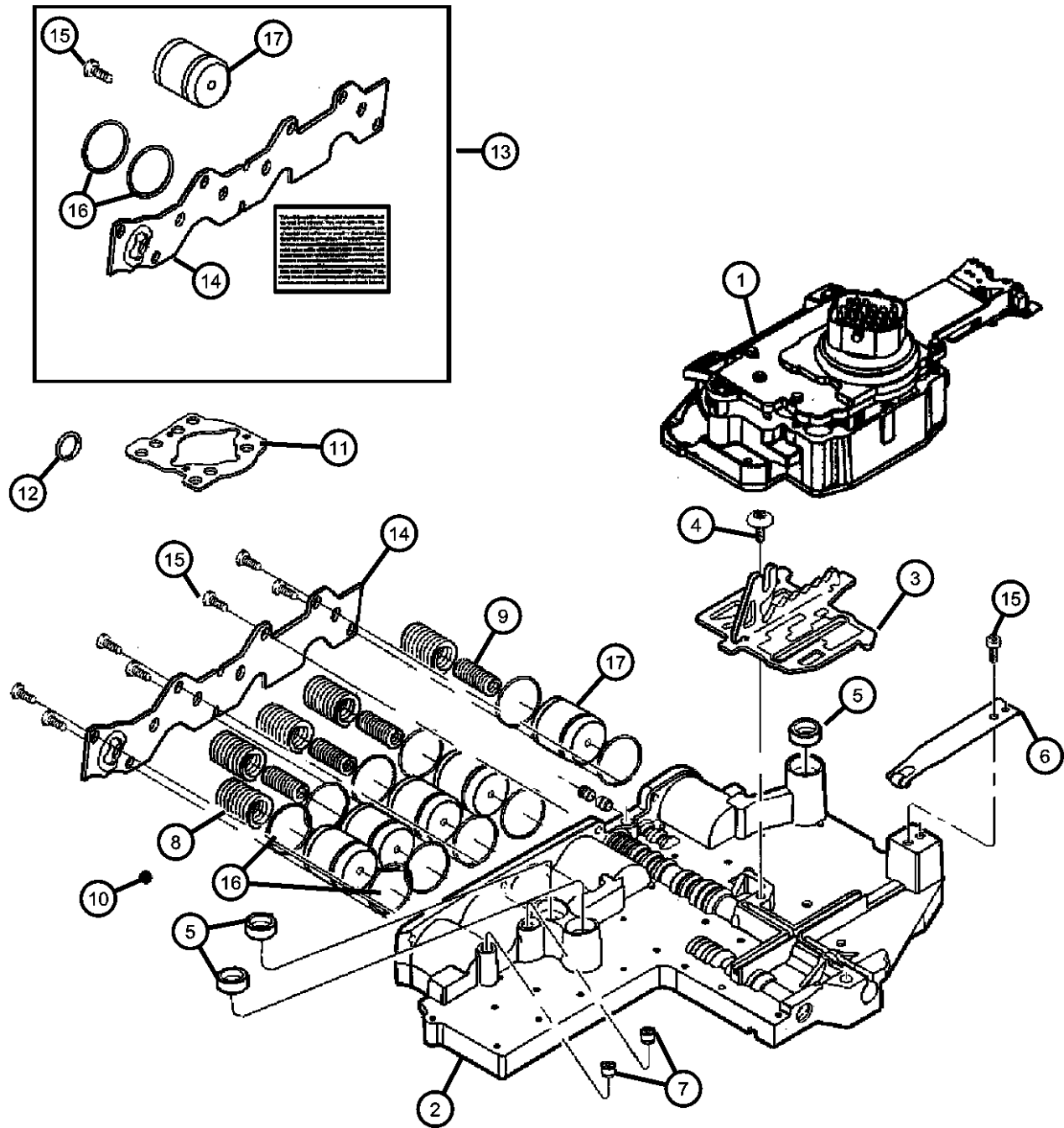


ITEM	PART NUMBER	QTY	LINE	SERIES	BODY	ENGINE	TRANS	TRIM	DESCRIPTION
NOTE: Sales Codes [DGQ] = 5 Speed Automatic Transmission [45RFE]									
1	04799457	1					DGQ		CLUTCH, L/R Clutch
2	05013091AA	1					DGQ		CLUTCH PACKAGE, Automatic Transmission, Low/Reverse
3	04799863AA	1					DGQ		SNAP RING
4	04799465	1					DGQ		CLUTCH, Overrunning
5	04799667	1					DGQ		PLATE, Transmission Clutch Reaction
6	04799863AA	1					DGQ		SNAP RING
7	04799640	1					DGQ		SPRING, Low/Reverse Clutch Piston
8	04799635	1					DGQ		RETAINER, Clutch
9	04799086	1					DGQ		BLEED ORIFICE, Transmission

AR = use ase required - = Non illustrated part



Valve Body 45RFE (DGQ)  
Figure 45RFE-710



ITEM	PART NUMBER	QTY	LINE	SERIES	BODY	ENGINE	TRANS	TRIM	DESCRIPTION
NOTES: Sales Codes: DGQ=Multi Speed Automatic Transmission									
1	04799934AC	1					DGQ		SOLENOID, Transmission
2	04799588	1					DGQ		VALVE BODY, Transfer Plate and Valve
3	04799654	1					DGQ		PLATE, Manual Valve Cam
4	06501710	1					DGQ		SCREW, Shoulder/Truss, M5x.8x12.5
5	04799778	3					DGQ		SEAL, Clutch Feed
6	04799593	1					DGQ		DETENT, Valve Body
7	04799086	1					DGQ		BLEED ORIFICE, Transmission
8	04471880	5					DGQ		SPRING, Accumulator
9	04567575	4					DGQ		SPRING, Accumulator
10	04446602	7					DGQ		BALL, Check
11	04799986AA	1					DGQ		SEAL, Insulator
12	06505335AA	1					DGQ		O RING, Control Valve
13	05174633AA	1					DGQ		ACCUMULATOR KIT, Accumulator Cover
14	04799598AB	1					DGQ		COVER, Accumulator
15	06503232	7					DGQ		SCREW, Pan Head, M5 x 0.8 x 12.60
16	04446544	10					DGQ		SEAL, Accumulator
17	04446620	5					DGQ		PISTON, Accumulator

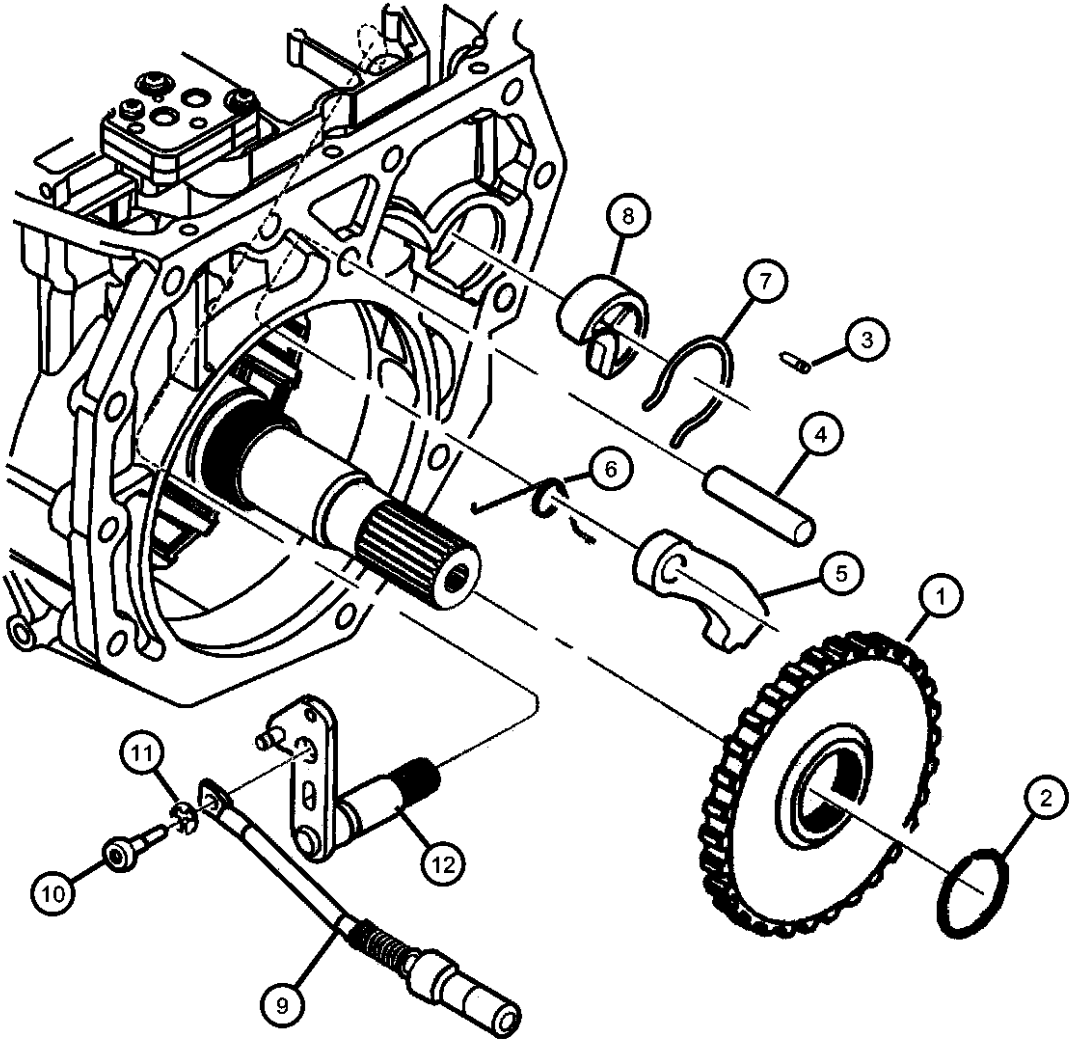
AR = use ase required - = Non illustrated part

Parking Sprag 45RFE (DGQ)  
Figure 45RFE-730

ITEM	PART NUMBER	QTY	LINE	SERIES	BODY	ENGINE	TRANS	TRIM	DESCRIPTION
------	----------------	-----	------	--------	------	--------	-------	------	-------------

NOTES:  
Sales Codes:  
DGQ=Multi Speed Automatic Transmission

1	04799493	1					DGQ		SPRAG, Transmission Parking
2	04799704	1					DGQ		SNAP RING, Transmission
3	00456636	1					DGQ		PIN
4	04799450	1					DGQ		SHAFT, Parking Pawl
5	04799744AC	1					DGQ		PAWL, Parking Sprag
6	04799451	1					DGQ		SPRING, Torsion
7	04799313	1					DGQ		SNAP RING
8	04799774	1					DGQ		GUIDE, Parking Sprag Pawl
9	04799611	1					DGQ		ROD, Parking Sprag
10	06504548	1					DGQ		SCREW, M6x1x30
11	06035256	1					DGQ		SNAP RING, Rod
12	04799453	1					DGQ		LEVER, Shift Shaft



AR = use ase required - = Non illustrated part

Gearshift Controls 45RFE (DGQ)  
Figure 45RFE-1210

ITEM	PART NUMBER	QTY	LINE	SERIES	BODY	ENGINE	TRANS	TRIM	DESCRIPTION
------	----------------	-----	------	--------	------	--------	-------	------	-------------

NOTE:  
Sales Codes:  
DGQ=Multi Speed Automatic Transmission  
DGK=4 Speed Automatic Transmission  
DG0=All Automatic Transmissions  
DG4=Multi-Speed Automatic Transmission 45RFE  
DSB=Vari-Lok Progressive Front Axle

1									HOUSING AND LEVER, Shifter
	52104151AB	1	J				DG0		Without [DSB]
	52104152AC	1	U				DG0		Without [DSB]
	52104374AB	1	J				DG0		With [DSB]
	52104375AB	1	U				DG0		With [DSB]
2									BEZEL, Gear Shift Indicator
	05012471AA	1	J				DG0		Without [DSB]
		1	U				DG0		Without [DSB]
	05014661AA	1	J				DG0		With [DSB]
		1	U				DG0		With [DSB]
3		1							KNOB, Gearshift, Serviced With # 1, (NOT SERVICED),
4		1							KNOB, Gearshift, Serviced With # 1, (NOT SERVICED)
5	06101695	4							NUT, Hex Flange Lock, M8x1.25
6	52104054	1					DG0		CABLE, Park Interlock
7	52104218AB	1					DG0		CABLE, Gearshift Control
8	52104060AC	1					DGK, DGQ		CABLE, Gearshift Control
9	04269830	2							CLIP, Cable
10	06101758	2					DG4		SCREW, Hex Head, M8x1.25x20
11	52104371AB	1					DGQ		BRACKET, Shift Cable
12	52104177	1					DGQ		LEVER, Manual Control

AR = use ase required - = Non illustrated part

LR Clutch 45RFE (DGQ)  
Figure 45RFE-1310

LR CLUTCH PACKAGE 05013091aa

	D-ring, external (L/R piston outer)
	D-ring, internal (L/R piston inner)
(6)	Plate, clutch separator (1.74mm thk)
(6)	Disc assy, clutch (L/R)
	Snap ring, flat (1.5/1.6 thk)
	Snap ring, flat (2.03/2.13 thk)
	Snap ring, flat (2.54/2.68 thk)
(2)	Retainer, c-clip

ITEM	PART NUMBER	QTY	LINE	SERIES	BODY	ENGINE	TRANS	TRIM	DESCRIPTION
------	----------------	-----	------	--------	------	--------	-------	------	-------------

NOTE: Sales Codes: DGQ=Multi Speed Automatic Transmission									
1	05013091AA	1					DGQ		CLUTCH PACKAGE, Automatic Transmission, Low/Reverse

AR = use ase required - = Non illustrated part

Input Clutch Plate 45RFE (DGQ)  
Figure 45RFE-1320

ITEM	PART NUMBER	QTY	LINE	SERIES	BODY	ENGINE	TRANS	TRIM	DESCRIPTION
------	----------------	-----	------	--------	------	--------	-------	------	-------------

NOTE:  
Sales Codes:  
DGQ=Multi Speed Automatic Transmission  
1 05013093AA 1

DGQ PLATE PACKAGE, Input Clutch Thrust

SELECTIVE THRUST PLATES 05013093aa  
INPUT CLUTCH THRUST PLATE PKG

1

	Thrust plate, input clutc 1.52 / 1.61
	Thrust plate, input clutc 1.66 / 1.75
	Thrust plate, input clutc 1.80 / 1.89
	Thrust plate, input clutc 1.94 / 2.03
	Thrust plate, input clutc 2.08 / 2.17
	Thrust plate, input clutc 2.22 / 2.31
	Thrust plate, input clutc 2.36 / 2.45
	Thrust plate, input clutc 2.50 / 2.59
	Thrust plate, input clutc 2.64 / 2.73
	Thrust plate, input clutc 2.78 / 2.87
	Thrust plate, input clutc 2.92 / 3.01
	Thrust plate, input clutc 3.06 / 3.15
	Thrust plate, input clutc 3.20 / 3.29
	Thrust plate, input clutc 3.34 / 3.43
	Thrust plate, input clutc 3.62 / 3.71

OVERHAUL 45RFE (DGQ)  
Figure 45RFE-1330

ITEM	PART NUMBER	QTY	LINE	SERIES	BODY	ENGINE	TRANS	TRIM	DESCRIPTION
------	----------------	-----	------	--------	------	--------	-------	------	-------------

NOTE:  
Sales Codes:  
DGQ=Multi Speed Automatic Transmission  
1 05014221AG 1

DGQ OVERHAUL PACKAGE,  
Transmission

O/H seal/gasket package		05014221ac	1
	2&4 clutch package		
	Input clutch package		
	L/R clutch package		
	Sump filter & seal package		
	Cooler filter		
	fill tube sea		
	Frt pmp cover o-ring/seal assy		
	Rotating shaft seal,pmp hsg		
	Adapter seal, 4x4		
	Extension seal,4x2		
	Manual lever seal		
(2)	Speed sensor seal		
	Reaction supt ring seal		
	Rev O/D clutch filter		
(10)	Accumulator ring seal		
(3)	Valve body seal		
	Check valve o-ring		
	Solenoid insulator seal		
	T/C seal		

AR = use ase required - = Non illustrated part

Input Clutch 45RFE (DGQ)  
Figure 45RFE-1340

INPUT CLUTCH PACKAGE 05013090aa

	O-ring, large (2.62mm x 79.84 ID,gm)
	O-ring, small (2.62mm x 70.56 ID,red)
(2)	Seal, internal lip
(2)	Ring seal, l-shaft
	O-ring, piston inner (2.62mm x 93.54 ID)
(5)	Plate, clutch separator (1.74mm thk)
(4)	Disc assy, clutch (u/d clutch)
(4)	Disc assy, clutch (o/d clutch)
(3)	PLate, clutch separator (2.21mm thk, O/D)
(2)	Disc assy, clutch (rev clutch)
	Snap ring,tapered, internal butterfly end
	Snap ring, flat (1.5/1.6 thk)
	Snap ring, flat (1.80/1.90 thk)
	Snap ring, flat (2.15/2.25 thk)
	Piston & seal, underdrive
	Piston & seal, underdrive balance

ITEM	PART NUMBER	QTY	LINE	SERIES	BODY	ENGINE	TRANS	TRIM	DESCRIPTION
------	----------------	-----	------	--------	------	--------	-------	------	-------------

NOTE: Sales Codes: DGQ=Multi Speed Automatic Transmission									
1	05013090AB	1					DGQ		CLUTCH PACKAGE, Automatic Transmission, Input

AR = use ase required - = Non illustrated part

Planetary Plate 45RFE (DGQ)  
Figure 45RFE-1350

ITEM	PART NUMBER	QTY	LINE	SERIES	BODY	ENGINE	TRANS	TRIM	DESCRIPTION
------	----------------	-----	------	--------	------	--------	-------	------	-------------

NOTES:  
Sales Codes:  
DGQ=Multi Speed Automatic Transmission

1	05013092AA	1					DGQ		PLATE PACKAGE, Planetary Thrust
---	------------	---	--	--	--	--	-----	--	---------------------------------

SELECTIVE THRUST PLATES  
PLANETARY THRUST PLATE PKG 05013092aa ①

	Thrust plate, planetary	1.62 / 1.75
	Thrust plate, planetary	1.81 / 1.94
	Thrust plate, planetary	1.96 / 2.09
	Thrust plate, planetary	2.11 / 2.24
	Thrust plate, planetary	2.26 / 2.39
	Thrust plate, planetary	2.41 / 2.54
	Thrust plate, planetary	2.56 / 2.69
	Thrust plate, planetary	2.71 / 2.84
	Thrust plate, planetary	2.86 / 2.99
	Thrust plate, planetary	3.01 / 3.14
	Thrust plate, planetary	3.16 / 3.29
	Thrust plate, planetary	3.31 / 3.44
	Thrust plate, planetary	3.46 / 3.59
	Thrust plate, planetary	3.61 / 3.74
	Thrust plate, planetary	3.76 / 3.89
	Thrust plate, planetary	3.91 / 4.04
	Thrust plate, planetary	4.06 / 4.19
	Thrust plate, planetary	4.21 / 4.34
	Thrust plate, planetary	4.36 / 4.49

AR = use ase required - = Non illustrated part



2&4 Clutch (DGQ)  
Figure 45RFE-1360

ITEM	PART NUMBER	QTY	LINE	SERIES	BODY	ENGINE	TRANS	TRIM	DESCRIPTION
------	----------------	-----	------	--------	------	--------	-------	------	-------------

NOTES: Sales Codes: DGQ=Multi Speed Automatic Transmission									
1	05013087AB	1					DGQ		CLUTCH PACKAGE, Automatic Transmission, 2/4

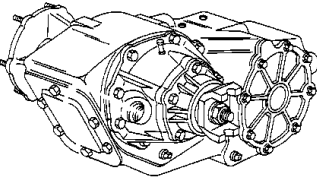

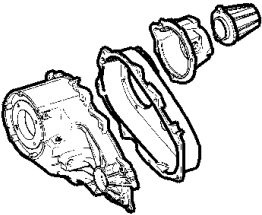
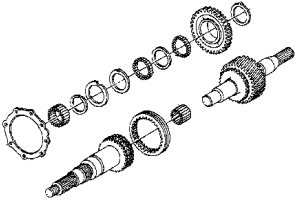
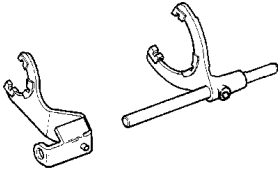
2&4 CLUTCH PACKAGE 05013087aa

(2)	Disc assy, clutch (2nd clutch)
(2)	Plate, clutch separator
	D-ring, external (2nd outer)
	D-ring, internal (2nd inner)
	D-ring, internal (4th outer)
	D-ring, internal (4th inner)
(3)	Plate, clutch separator (4th clutch)
(3)	Disc assy, clutch (4th clutch)
	Snap ring (4th, 1.74/1.84 thk)
	Snap ring (4th, 2.15/2.25 thk)
	Snap ring (4th, 2.56/2.66 thk)

AR = use ase required - = Non illustrated part

# Group - 247

## Transfer Case Model 247 [DHF, DHQ]

<div><div>247-100</div><div>Transfer Case Assembly</div><div></div></div>	<div><div>247-1200</div><div>Gearshift Controls</div><div></div></div>	<div><div>247-200</div><div>Case and Related Parts</div><div></div></div>	<div><div>247-400</div><div>Gear Train</div><div></div></div>
<div><div>247-900</div><div>Fork and Rails</div><div></div></div>			

### Group - 247 Transfer Case Model 247 [DHF, DHQ]

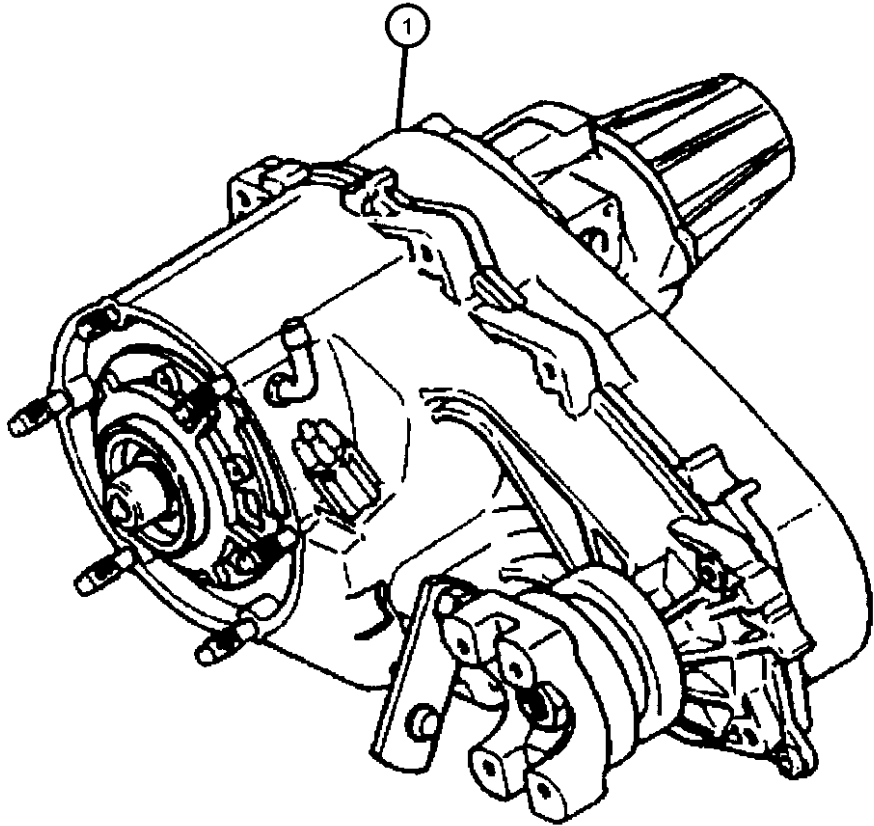
Illustration Title	Group-Fig. No.
<b>Transfer Case Assembly</b> Transfer Case Quadra Trac II on Demand [DHF].....	Fig. 247 - 110
<b>Case and Related Parts</b> Case & Related Parts [DHF] .....	Fig. 247 - 210
<b>Gear Train</b> Gear Train Quadra Trac II on Demand [DHF].....	Fig. 247 - 410
<b>Fork and Rails</b> Fork & Rails [DHF] .....	Fig. 247 - 910
<b>Gearshift Controls</b> Gearshift Controls Quadra Trac II on Demand [DHF] .....	Fig. 247 - 1210

Transfer Case Quadra Trac II on Demand [DHF]  
Figure 247-110

ITEM	PART NUMBER	QTY	LINE	SERIES	BODY	ENGINE	TRANS	TRIM	DESCRIPTION
------	----------------	-----	------	--------	------	--------	-------	------	-------------

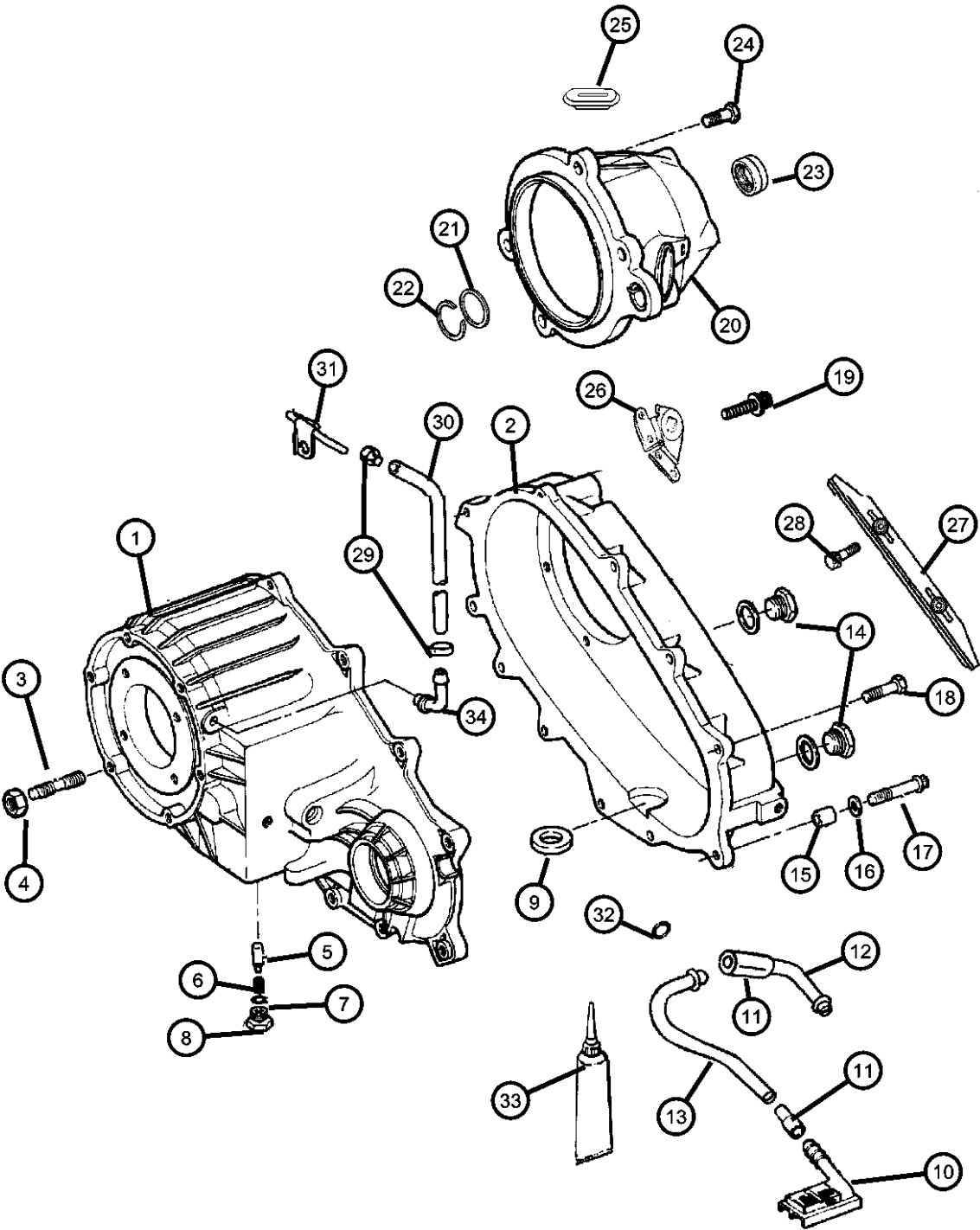
Note:  
ERH = 4.0L Power Tech I-6  
ER0 = All 4.0L 6 Cyl Gas Engines  
EVA = 4.7L Power Tech V8 Engine  
EV0 = All 4.7L Gas Engines  
EXA = 3.1L 5 Cyl Diesel Engine  
EX0 = All 3.0/3.1L Turbo Diesel Engines

1									TRANSFER CASE, NP247
	52098871AC	1				ER0			
	52098872AC	1				EV0			
	52098873AC	1				EX0			



AR = use ase required - = Non illustrated part

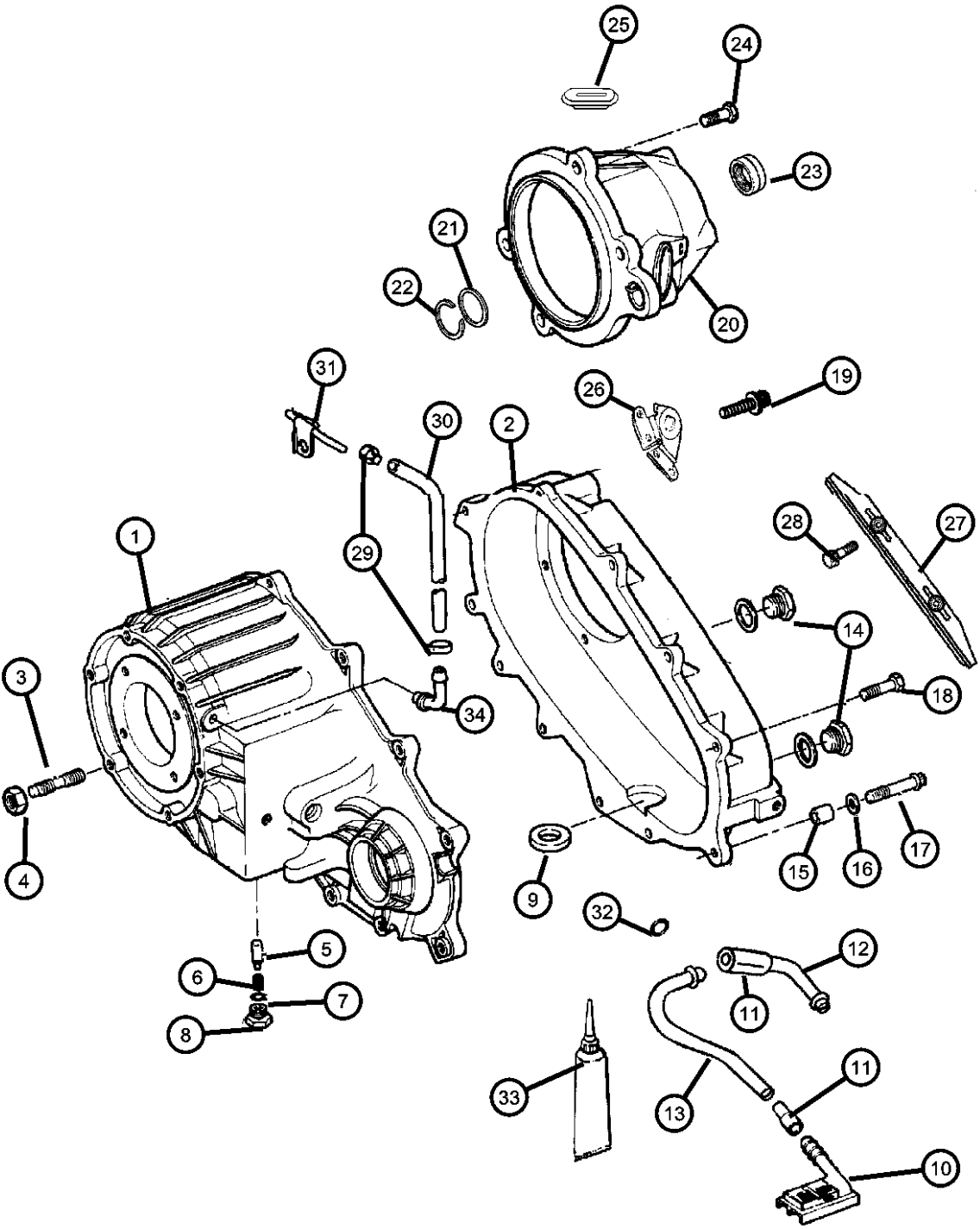
Case & Related Parts [DHF]  
Figure 247-210



ITEM	PART NUMBER	QTY	LINE	SERIES	BODY	ENGINE	TRANS	TRIM	DESCRIPTION
NOTE: Sales Codes: ERH = 4.0L Power Tech Engine. EVA = 4.7L Power Tech Engine. EXA = 3.1L 5 Cyl Turbo Diesel Engine. ER0=All 4.0L Engines EV0=All 4.7L Engines EX0=All 3.1L Turbo Diesel									
1									CASE, Transfer Front
	05012309AA	1				ER0			
		1				EV0			
	05012341AA	1				EX0			
2									CASE, Transfer Case Rear
	05012323AA	1				ER0			
		1				EV0			
	05013010AA	1				EX0			
3									STUD
	04505365	6				EX0			
		6				ER0			
	05012310AA	6				EV0			
4	J4006681	6							NUT AND CONED WASHER, Hex, .375-24
5									PLUNGER
	53008217	1				EX0			
		1				ER0			
		1				EV0			
6									SPRING, Shift Detent
	04638497	1				EX0			
		1				ER0			
		1				EV0			
7									SEAL, Vacuum Switch
	04338956	1				EX0			
		1				ER0			
		1				EV0			
8									SCREW
	04886473AA	1				EX0			
		1				ER0			
		1				EV0			
9									MAGNET, Transmission
	03681601	1				EX0			
		1				ER0			
		1				EV0			
10									FILTER, Transfer Case Oil

AR = use ase required - = Non illustrated part

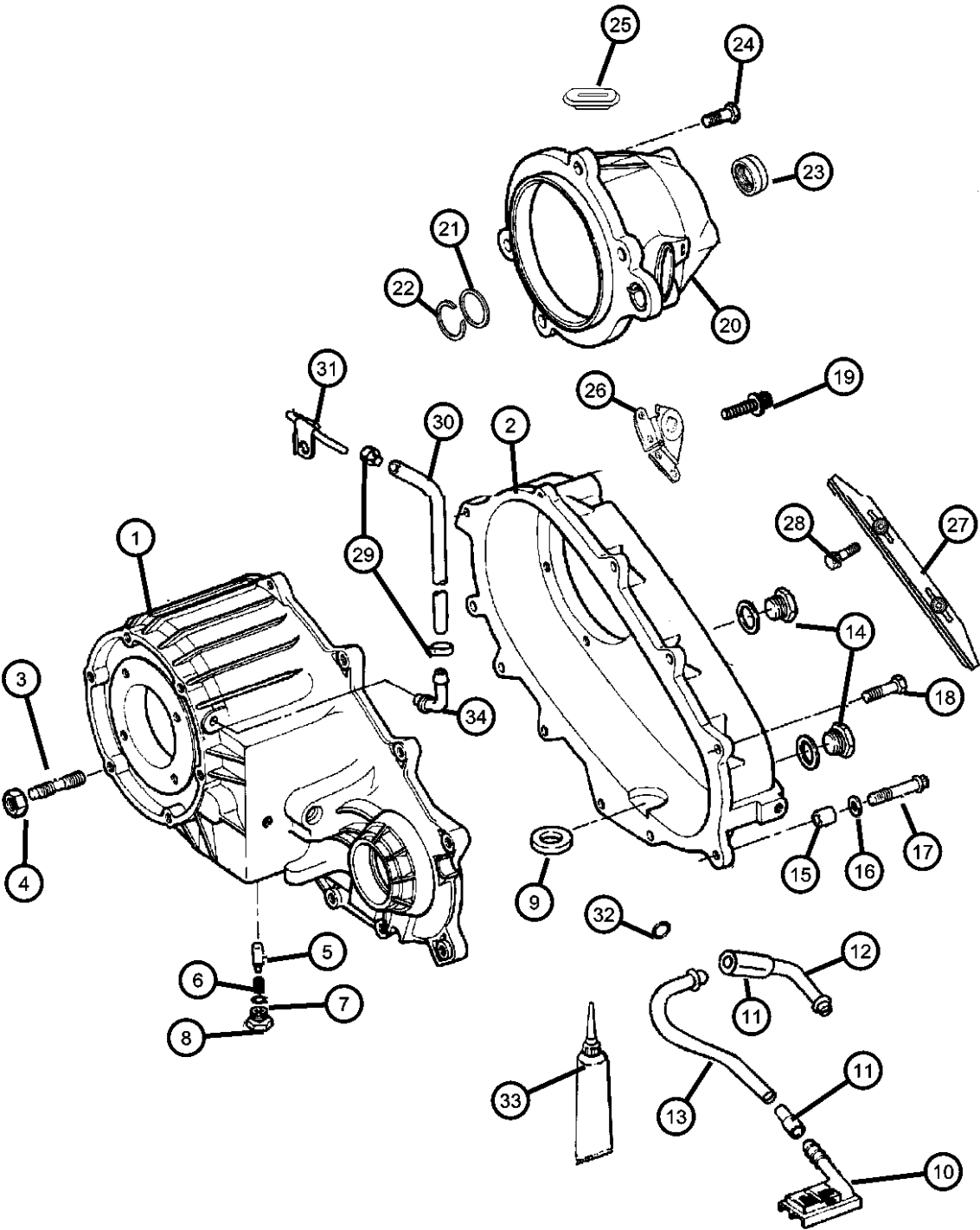
Case & Related Parts [DHF]  
Figure 247-210



ITEM	PART NUMBER	QTY	LINE	SERIES	BODY	ENGINE	TRANS	TRIM	DESCRIPTION
	05012326AA	1				ER0			
		1				EV0			
	05013011AA	1				EX0			
11									CONNECTOR, Oil Tube Pickup
	05012327AA	1				EX0			
		1				ER0			
		1				EV0			
12									TUBE, Oil Pickup
	05013012AA	1				EX0			
	05013018AA	1				ER0			
		1				EV0			
13									TUBE, Oil Pickup
	05012328AA	1				ER0			
		1				EV0			
	05013012AA	1				EX0			
14									PLUG, Oil Fill
	04856641	2				EX0			
		1				ER0			
		1				EV0			
15									DOWEL, Transfer Case
	04116310	2				ER0			
		2				EV0			
16									WASHER, Flat
	04210983	2				ER0			
		2				EV0			
	04446487	1				EX0			
17									BOLT, Hex Flange Head
	04210614	2				ER0			
		2				EV0			
18									BOLT, Transfer Case
	04210617	6				ER0			
		6				EV0			
19									BOLT, Twelve Point Head, M10x1.5x48
	J8130979	3				ER0			
		3				EV0			
20									RETAINER, Transfer Case Rear
	05066086AA	1				ER0			
		1				EV0			
21									BUSHING, Extension Housing
	04638902	1				ER0			

AR = use ase required - = Non illustrated part

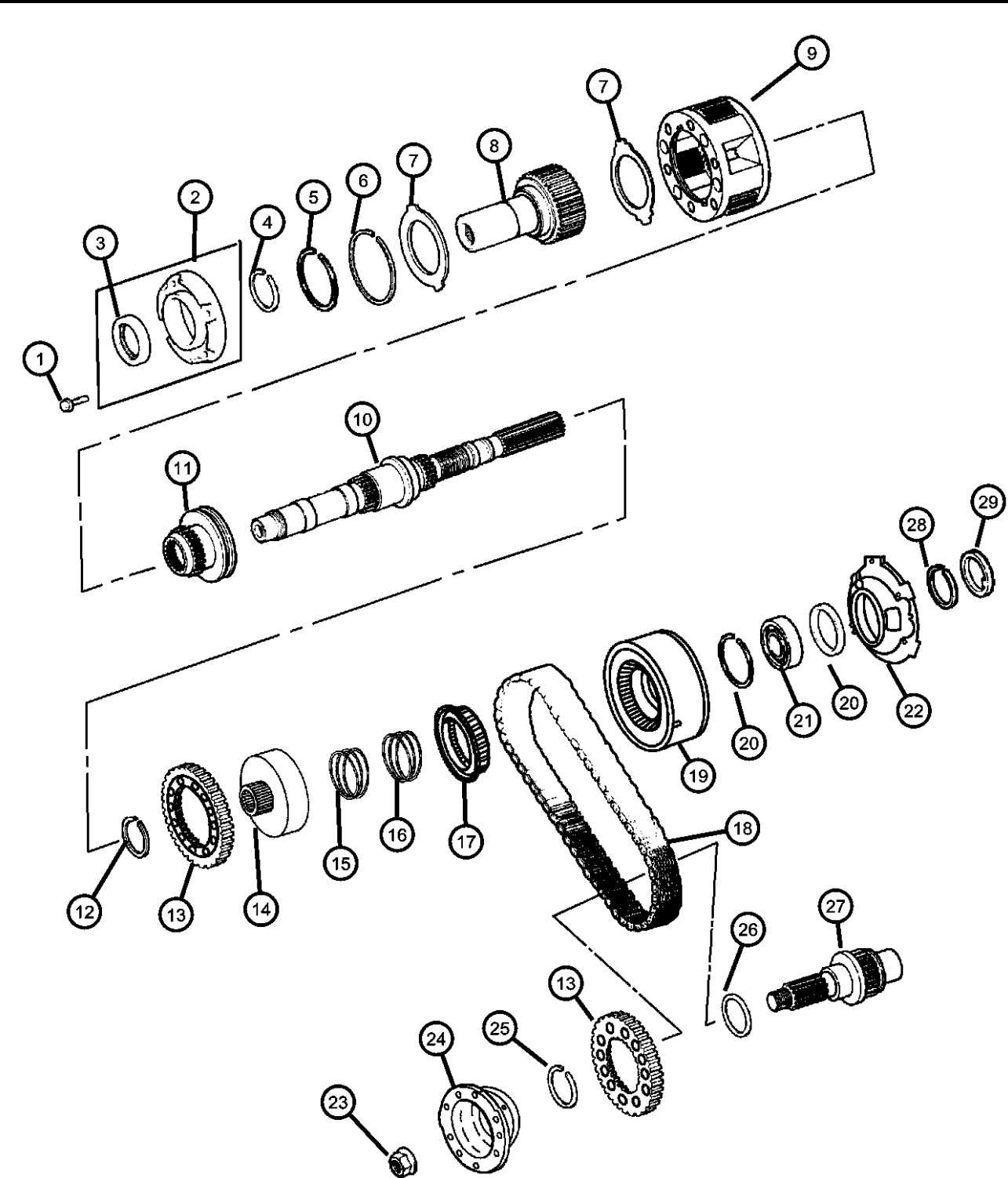
Case & Related Parts [DHF]  
Figure 247-210



ITEM	PART NUMBER	QTY	LINE	SERIES	BODY	ENGINE	TRANS	TRIM	DESCRIPTION
		1				EV0			
22									SNAP RING
	0089331A	1				ER0			
		1				EV0			
23									SEAL, Output Shaft
	04897298AA	1				ER0			
		1				EV0			
	05013019AA	1				EX0			
24									BOLT, Retainer
	06501371	6				EX0			
		4				ER0			
		4				EV0			
25									PLUG
	05018919AA	1				ER0			
		1				EV0			
26		1							CLIP, (NOT REQUIRED)
27									SNUBBER, Chain
	05012324AA	1				EX0			
		1				ER0			
		1				EV0			
28									BOLT
	05012325AA	2				ER0			
		2				EV0			
29	06502081	2							CLAMP, Oil Cooler Line
30	04443176	1				EX0			HOSE, Fuel, .31 I.D. 50 Foot Roll
31	53007494	1							VENT, Transfer Case
32									SEAL, Transfer Case
	05013016AB	1				EX0			
		1				ER0			
		1				EV0			
33	04318025	1							SEALANT, RTV
34									VENT, Transfer Case
	04796910	1				EV0			
		1				EX0			
		1				ER0			

AR = use ase required - = Non illustrated part

Gear Train Quadra Trac II on Demand [DHF]  
Figure 247-410



ITEM	PART NUMBER	QTY	LINE	SERIES	BODY	ENGINE	TRANS	TRIM	DESCRIPTION
Note: ERH = 4.0L Power Tech I-6 ER0 = All 4.0L 6 Cyl Gas Engines EVA = 4.7L Power Tech V8 Engine EV0 = All 4.7L Gas Engines EXA = 3.1L 5 Cyl Diesel Engine EX0 = All 3.0/3.1L Turbo Diesel Engines									
1	06500318	4				ER0			BOLT
		4				EV0			
2	04864782	1				ER0			EXTENSION, Transfer Case
		1				EV0			
3	05019020AA	1				ER0			SEAL, Input Gear
		1				EV0			
		1				EX0			
4	03821558	1				EX0			SNAP RING
		1				ER0			
		1				EV0			
5	04338910	1				EX0			SNAP RING
		1				ER0			
		1				EV0			
6	04338909	1				EX0			RING
		1				ER0			
		1				EV0			
7	04338908	2				EX0			THRUST WASHER, Planetary Carrier
		2				ER0			
		2				EV0			
8	04798126	1				EX0			GEAR, Input
		1				ER0			
	05012311AA	1				EV0			
9	04796903AB	1				EV0			PLANETARY, Transfer Case
		1				ER0			
	04797030AB	1				EX0			
10									MAINSHAFT, Transfer Case

AR = use ase required - = Non illustrated part

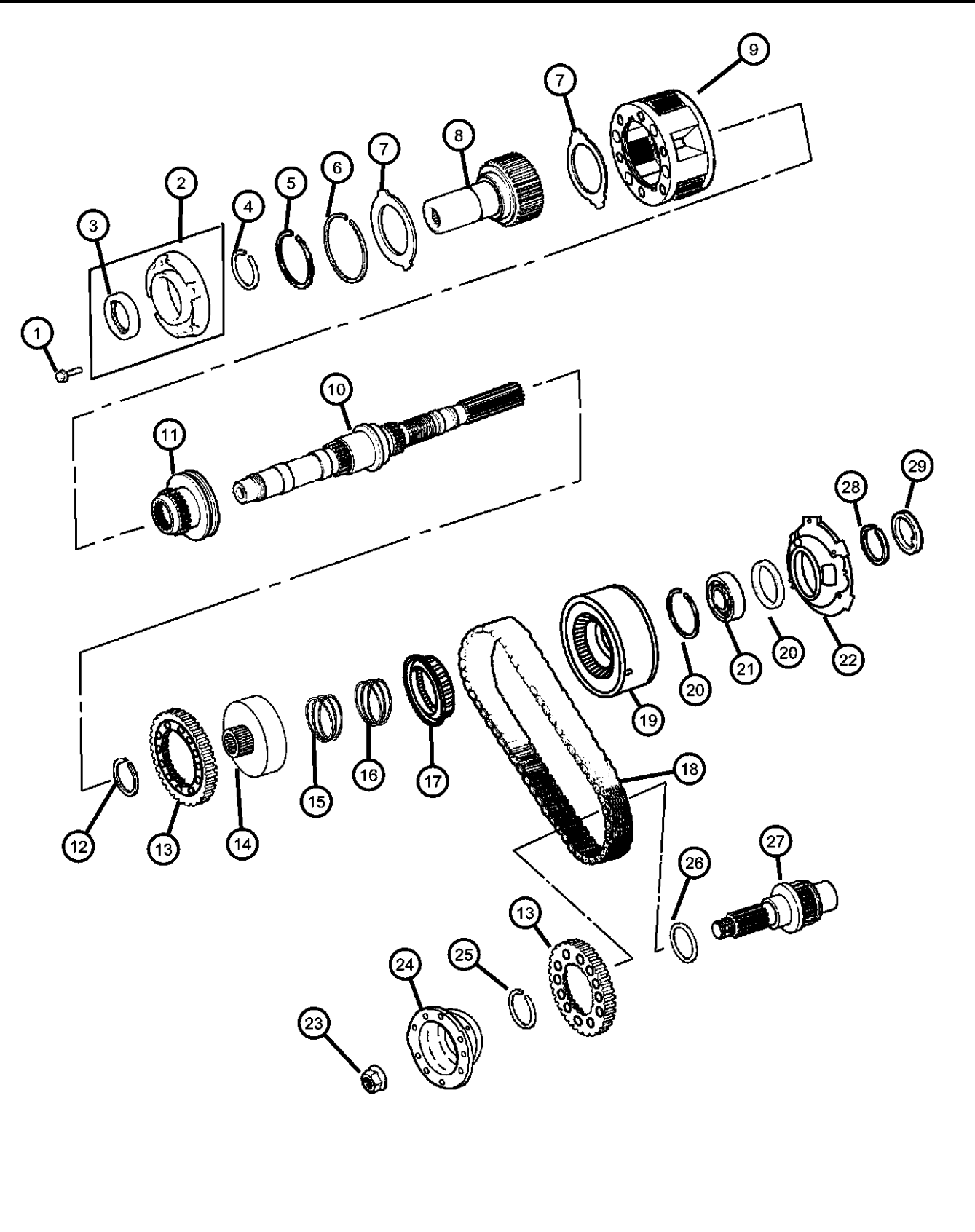
Gear Train Quadra Trac II on Demand [DHF]  
Figure 247-410

										ITEM	PART NUMBER	QTY	LINE	SERIES	BODY	ENGINE	TRANS	TRIM	DESCRIPTION
										11	05012313AA	1				ER0			SLEEVE, Shift Range
												1				EV0			
											05012999AA	1				EX0			
											05012314AA	1				EX0			SNAP RING
										12		1				ER0			
												1				EV0			
											04798130	1				EV0			SPROCKET, Drive
												1				ER0			
												1				EX0			
										13	05012319AA	2				EX0			CARRIER, Sprocket
												1				ER0			
												1				EV0			
										14	05012315AA	1				EX0			SPRING, Clutch
												1				ER0			
												1				EV0			
										15	04798131	1				EX0			SPRING, Clutch
												1				ER0			
												1				EV0			
										16	04897521AA	1				EX0			CLUTCH, Oneway
												1				ER0			
												1				EV0			
										17	04897520AA	1				EX0			CHAIN, Transfer Case
												1				ER0			
												1				EV0			
										18	05012322AA	1				EX0			PUMP, Transfer Case Gear Rotor
											05012322AB	1				ER0			
												1				EV0			
										19	05012329AA	1				EX0			SNAP RING
												1				ER0			
												1				EV0			
										20									SNAP RING

AR = use ase required - = Non illustrated part

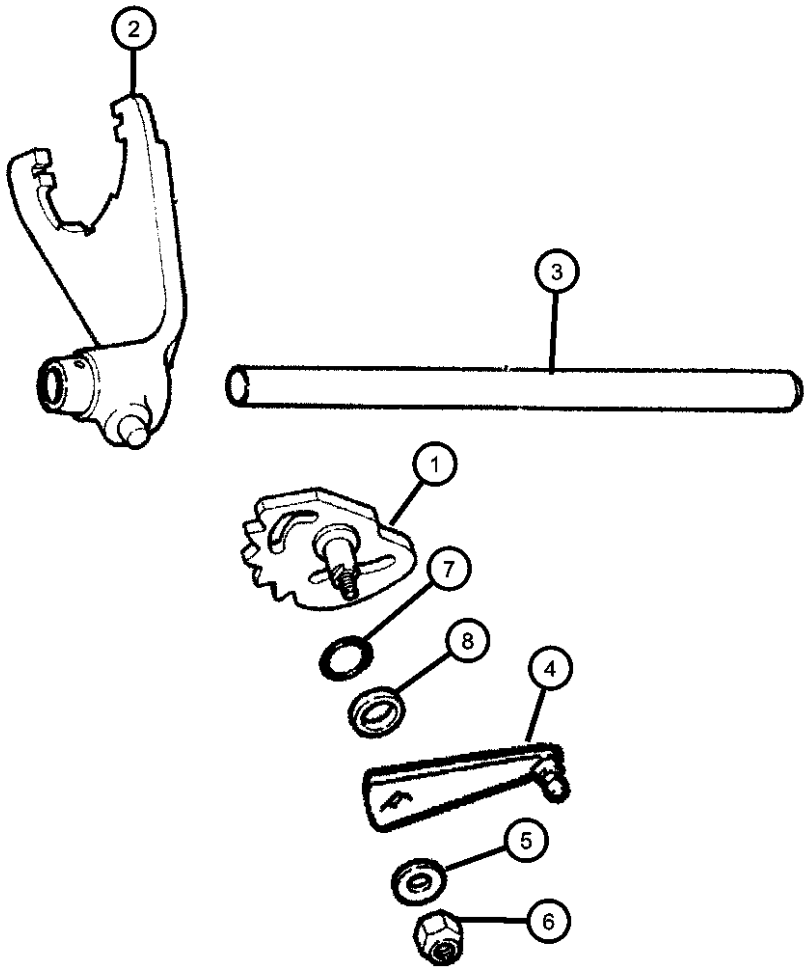


Gear Train Quadra Trac II on Demand [DHF]  
Figure 247-410

										ITEM	PART NUMBER	QTY	LINE	SERIES	BODY	ENGINE	TRANS	TRIM	DESCRIPTION
										21	04446478	1				EX0			BEARING, Output Shaft
												2				ER0			
												2				EV0			
											04638899	1				EX0			PUMP, Transfer Case Oil
												1				ER0			
												1				EV0			
										22	05013017AB	1				EX0			NUT, Transfer Case Yoke
												1				ER0			
												1				EV0			
										23	04167924	1				EX0			YOKE, Transfer Case
												1				ER0			
												1				EV0			
										24	05012308AA	1				EX0			SNAP RING
												1				ER0			
												1				EV0			
										25	05012320AA	2				EX0			WASHER, Transfer Case Yoke
											05013015AA	2				ER0			
												2				EV0			
										26	04210973	1				EX0			OUTPUT SHAFT, Transfer Case
												1				ER0			
												1				EV0			
										27	05012321AA	1				EX0			WASHER
												1				ER0			
												1				EV0			
										28	05013014AA	1				EX0			SNAP RING
												1				ER0			
												1				EV0			
										29	05013015AA	2				EX0			
												2				ER0			
												2				EV0			

AR = use ase required - = Non illustrated part

Fork & Rails [DHF]  
Figure 247-910



ITEM	PART NUMBER	QTY	LINE	SERIES	BODY	ENGINE	TRANS	TRIM	DESCRIPTION
Note: ERH = 4.0L Power Tech I-6 ER0 = All 4.0L 6 Cyl Gas Engines EVA = 4.7L Power Tech V8 Engine EV0 = All 4.7L Gas Engines EXA = 3.1L 5 Cyl Diesel Engine EX0 = All 3.0/3.1L Turbo Diesel Engines									
1									SECTOR, Transfer Case
	05012312AA	1				EX0			
		1				ER0			
		1				EV0			
2									FORK, Range
	04798136	1				EX0			
		1				ER0			
		1				EV0			
3									RAIL, Transfer Case
	04798135	1				ER0			
		1				EV0			
	05013003AA	1				EX0			
4									LEVER, Transfer Case
	05012333AA	1				EX0			
		1				ER0			
		1				EV0			
5									WASHER, Flat
	S2436163	1				EX0			
		1				ER0			
		1				EV0			
6									NUT, Hex Flange Lock
	00152345	8				EV0			
		8				ER0			
		8				EX0			
7									SEAL, O-Ring
	04167963	1				EX0			
		1				ER0			
		1				EV0			
8									SEAL, O-Ring
	04167964	1				EX0			
		1				ER0			
		1				EV0			

AR = use ase required - = Non illustrated part

Gearshift Controls Quadra Trac II on Demand [DHF]  
Figure 247-1210

ITEM	PART NUMBER	QTY	LINE	SERIES	BODY	ENGINE	TRANS	TRIM	DESCRIPTION
<div>NOTE: Sales Codes: DG0 = All Automatic Transmissions DGK = 4 Speed Automatic Transmission 42RE DGQ = 5 Speed Automatic Transmission 5-45RFE DSB =VARI- LOK ERH = 4.0L Power Tech Engine ER0 = All 4.0L 6 Cyl Gas Engines EVA = 4.7L Power Tech Engine EV0 = All 4.7L Gas Engines EXA = 3.1L 5 Cyl Turbo Diesel Engine EX0 = All 3.0/3.1L Turbo Diesel Engines</div>									
1	52104151AB	1	J				DG0		HOUSING AND LEVER, Shifter
	52104152AC	1	U				DG0		Without [DSB]
	52104374AB	1	J				DG0		Without [DSB], Right Hand Drive
	52104375AB	1	U				DG0		With [DSB]
2	05012471AA	1	J				DG0		With [DSB], Right Hand Drive
		1	U				DG0		BEZEL, Gear Shift Indicator
	05014661AA	1	J				DG0		Without [DSB]
		1	U				DG0		Without [DSB], Right Hand Drive
3		1							With [DSB]
4		1							With [DSB], Right Hand Drive
5	05013117AA	1	J				DG0		KNOB, Gearshift, Serviced in Item#1, (NOT SERVICED),
		1	U				DG0		KNOB, Gearshift, Serviced in Item#1, (NOT SERVICED)
									CONNECTOR, Wiring
6	06101695	4							
7	52104054AB	1					DG0		NUT, Hex Flange Lock, M8x1.25
8	52104060AC	1					DGK, DGQ		CABLE, Park Interlock
9	52104218AB	1					DG0		CABLE, Gearshift Control
10	04269830	2							CABLE, Gearshift Control
11	52104219	1					DGK, DGW		CLIP, Cable
12	06503119	4							BRACKET, Torque Shaft
13	06101054	1					DGK, DGW		SCREW AND WASHER, Hex Head, M10x1.5x40
14	00115984	1				ER0, EX0			BOLT AND WASHER, Hex Head, M10x1.5x40
15	06503571	4							NUT, Brake Line
16	52059302AB	1				EX0			SCREW AND WASHER, M10x1.50x35
-17	52058922	1				ER0, EV0			SKID PLATE, Front
									SKID PLATE, Transfer Case

AR = use ase required - = Non illustrated part

# Group - 22

## Wheels, Covers and Jacks

### Group - 22 Wheels, Covers and Jacks

Illustration Title

Group-Fig. No.

**Wheels and Hardware**

Wheels and Hardware .....Fig. 22 - 130

**Wheel Covers and Center Caps**

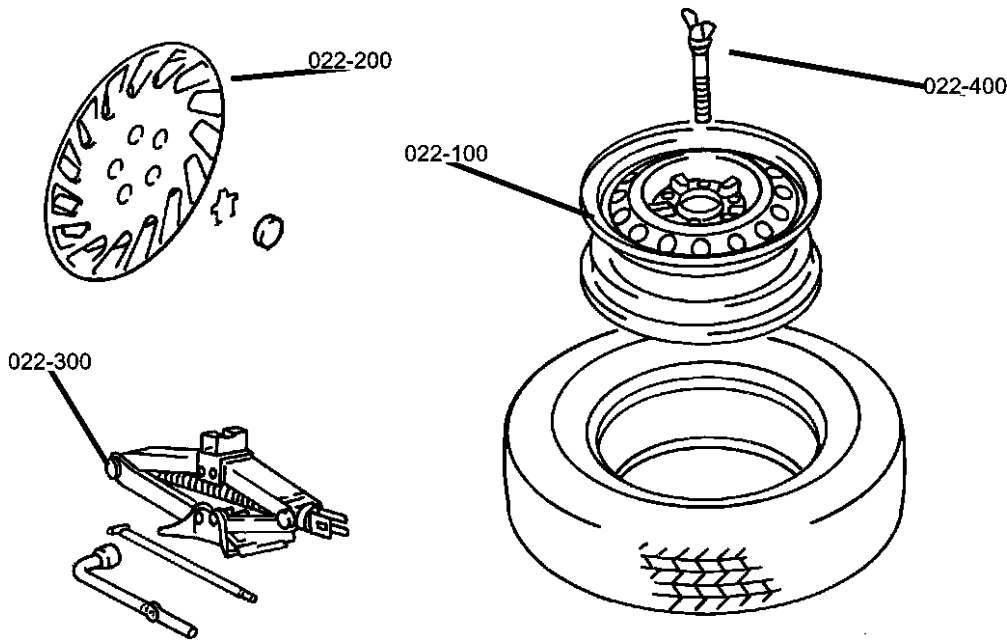
Caps, Wheel Cover and center .....Fig. 22 - 230


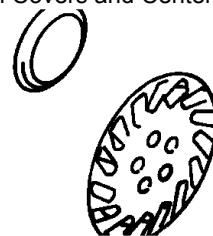
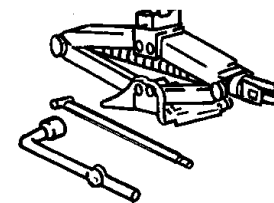

**Jack Stowage**

Jack Stowage.....Fig. 22 - 330


**Spare Tire Stowage**

Spare Wheel Stowage .....Fig. 22 - 460



<div><div>022-100</div><div>Wheels and Hardware</div><div></div></div>	<div><div>022-200</div><div>Wheel Covers and Center Caps</div><div></div></div>	<div><div>022-300</div><div>Jack Stowage</div><div></div></div>	<div><div>022-400</div><div>Spare Tire Stowage</div><div></div></div>
---	--	---	--

Wheels and Hardware  
Figure 22-130




ITEM	PART NUMBER	QTY	LINE	SERIES	BODY	ENGINE	TRANS	TRIM	DESCRIPTION
------	----------------	-----	------	--------	------	--------	-------	------	-------------

Note: Sales Code WDS = 16x7.0 Aluminum Wheel  
Note:Sales Code WFK = 17x7.5 Aluminum Silver  
Note:Sales Code WGF = 17x7.5 Aluminum Sparkle

1	5GT99PAKAA	4							WHEEL, Aluminum, [WDS]
2	5GJ45PAKAA	1							WHEEL, Aluminum, [WFJ]
3	5HB17PAKAA	1							WHEEL, Aluminum, [WGF]
4	06036310AA	20							NUT, Wheel, .50x20
5	02073355	4							STEM, Wheel Valve
6	02073355	4							WEIGHT, Wheel Balance Tape, (NOT SERVICED)

AR = use ase required - = Non illustrated part

Caps, Wheel Cover and center  
Figure 22-230



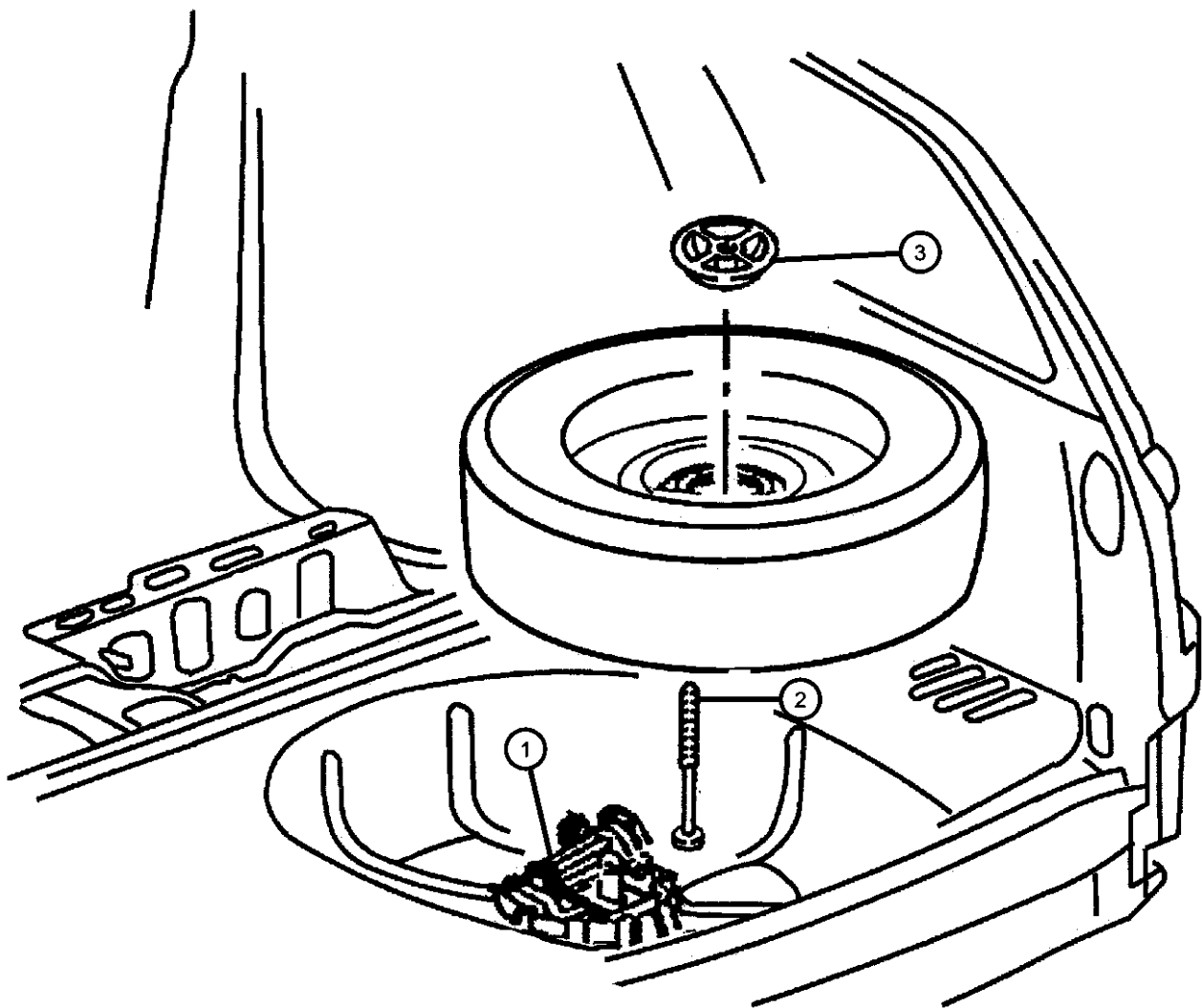
ITEM	PART NUMBER	QTY	LINE	SERIES	BODY	ENGINE	TRANS	TRIM	DESCRIPTION
------	----------------	-----	------	--------	------	--------	-------	------	-------------

NOTE									
SALES CODE: WGF= 17X7.5 ALUMINUM SPARKLE									
WFK= 17X7.5 ALUMINUM SILVER									
1	5CF97L3X	4							CAP, Wheel Center, Brushed
-2									Aluminum "Jeep" Name
	5FA51PAK	4							CAP, Wheel Center
	5GJ46PAKAA	4							[WGF]
									[WFK]

AR = use ase required - = Non illustrated part

Jack Stowage  
Figure 22-330

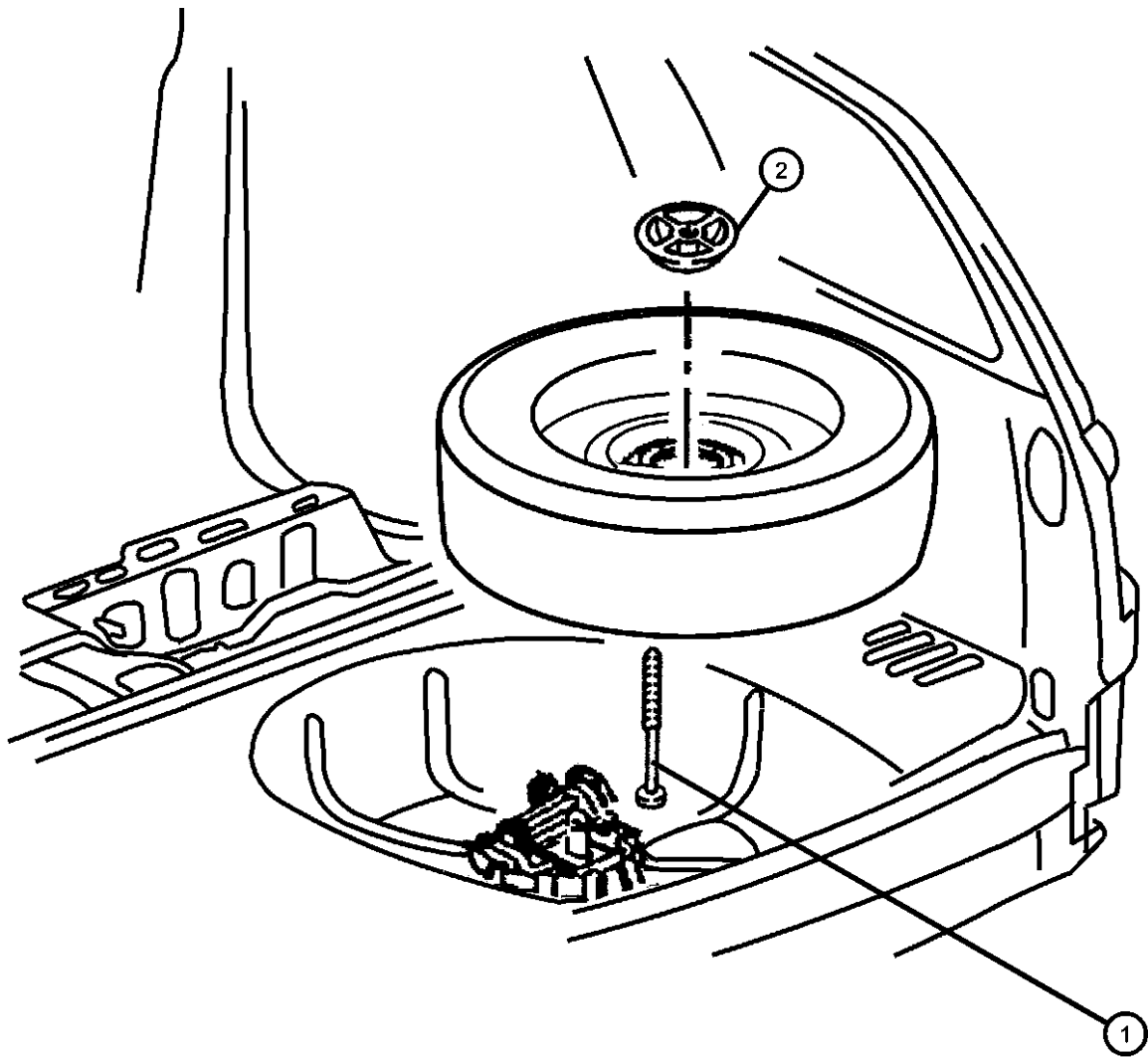
ITEM	PART NUMBER	QTY	LINE	SERIES	BODY	ENGINE	TRANS	TRIM	DESCRIPTION
1	52059104	1							JACK
2	52059104	1							J BOLT, Spare Tire Hold Down, (NOT SERVICED)
3	52059414AB	1							CUP, Spare Tire Retention
-4	52059121	1							EXTENSION, Jack Handle
-5	52059122AB	1							EXTENSION, Jack Handle
-6	52059134AA	2							BRACKET, Tool Hold Down
-7	06100048	1							NUT, Hex, M6x1.00
-8	52059105	1							WRENCH, Wheel Lug Nut
-9	52059148AA	1							CLIP



AR = use ase required - = Non illustrated part

Spare Wheel Stowage  
Figure 22-460

ITEM	PART NUMBER	QTY	LINE	SERIES	BODY	ENGINE	TRANS	TRIM	DESCRIPTION
1	52059169AB	1							BOLT, J, M10x1.5x150
2	52059414AB	1							CUP, Spare Tire Retention
-3	52088806AA	1							SILENCER, Wheelhouse



AR = use ase required - = Non illustrated part



Group - 23D

Wiper/Lock Cylinder and Keys

Group - 23D Wiper/Lock Cylinder and Keys

Illustration Title

Group-Fig. No.

Lock Cylinders and Keys

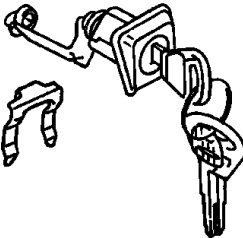
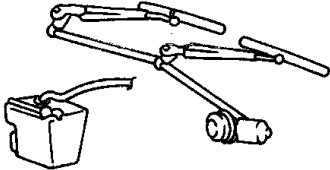
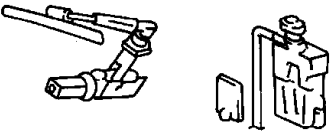
Lock Cylinder & Keys .....Fig. 23D - 130

Windshield Wiper and Washer Systems

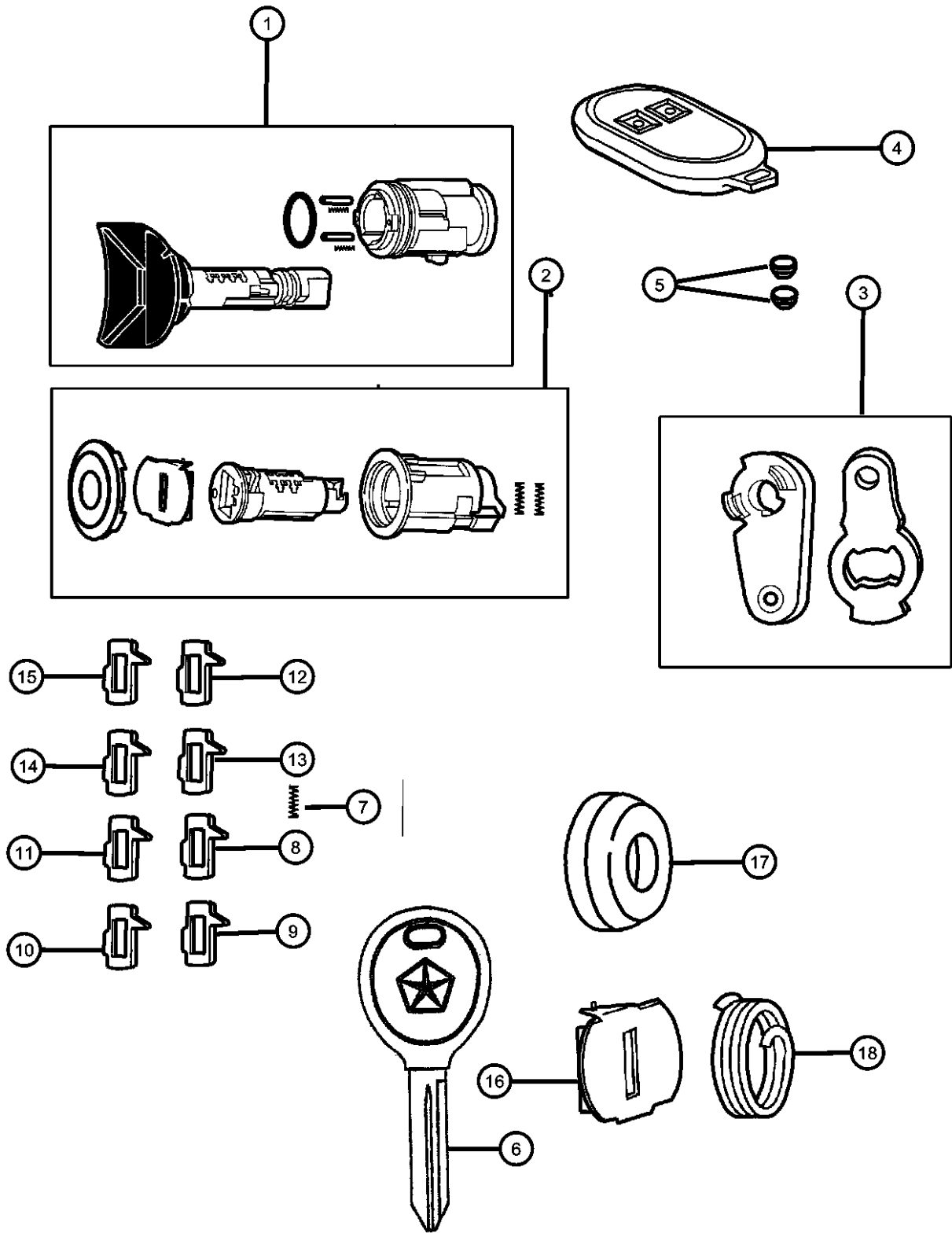
Windshield Wiper & Washer.....Fig. 23D - 230

Rear Wiper and Washer System

Rear Wiper & Washer System .....Fig. 23D - 330

<div><div>23D-100</div><div>Lock Cylinders and Keys</div><div></div></div>	<div><div>23D-200</div><div>Windshield Wiper and Washer Systems</div><div></div></div>	<div><div>23D-300</div><div>Rear Wiper and Washer System</div><div></div></div>	
--	---	---	--

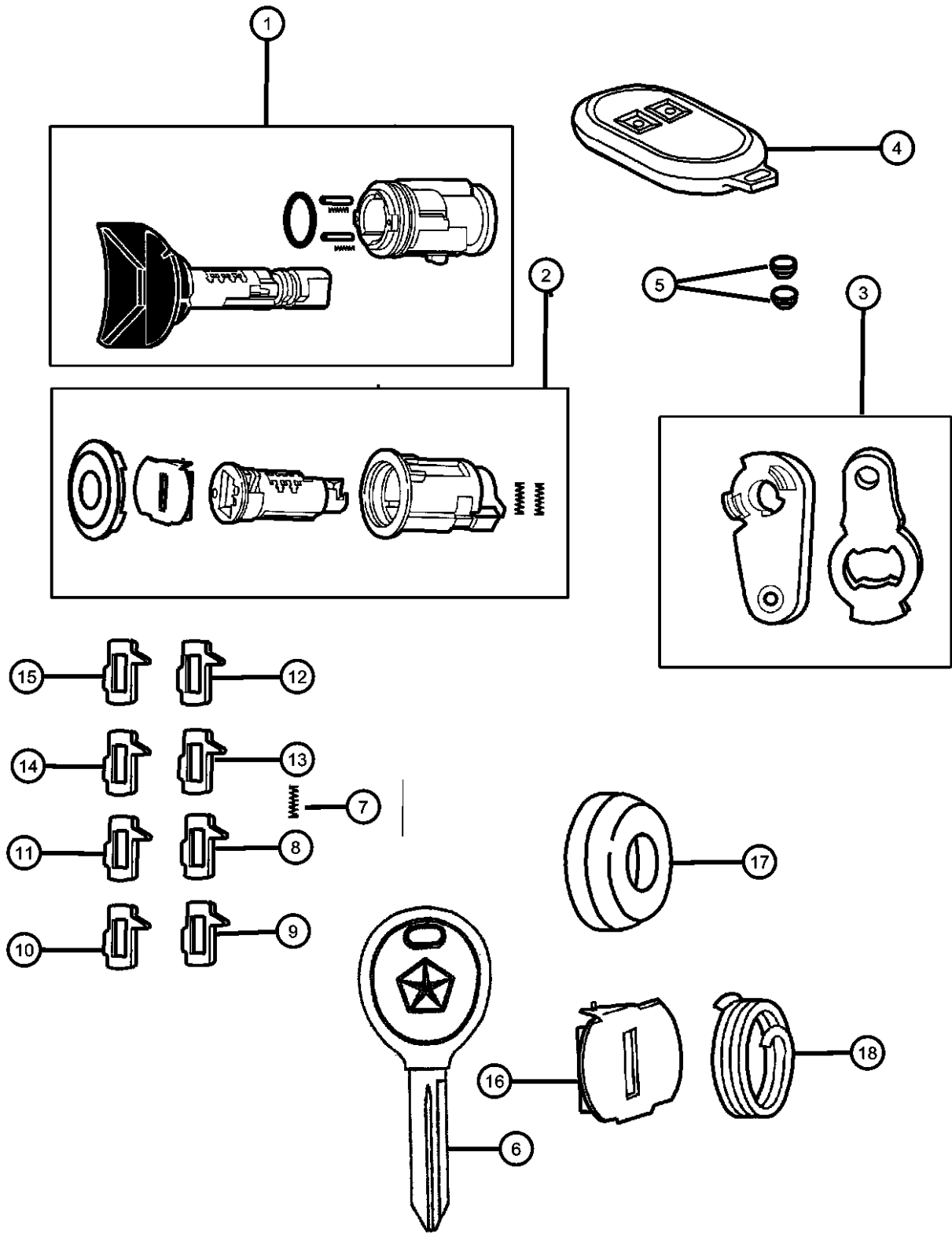
Lock Cylinder & Keys  
Figure 23D-130



ITEM	PART NUMBER	QTY	LINE	SERIES	BODY	ENGINE	TRANS	TRIM	DESCRIPTION
1	05003843AB	1	U						CYLINDER, Ignition Lock
		1	J						
2	05013682AA	1	J						CYLINDER, Door Lock
		1	U						
3	55136554AA	1	J						LEVER, Door Lock Cylinder
		1	U						
4	56036857AB	1							TRANSMITTER, Keyless Entry
	56036858AB	1							#1, Japan
	56036862AC	1							#2, Japan
	56036863AC	1							#1
									#2
5	83504802	2							BATTERY, Transmitter
6	05018699AA	2	U						KEY, Master
7	05010883AB	1	U						SPRING, Ignition Tumbler, Sidebar
		1	J						
8	04778117	1							TUMBLER, Door and Deck Number 1, Wide
9	04778118	1							TUMBLER, Door and Deck Number 2, Wide
10	04778119	1							TUMBLER, Door and Deck Number 3, Wide
11	04778120	1							TUMBLER, Door and Deck Number 4, Wide
12	05010879AA	1	U						TUMBLER, Ignition Number 1, Sidebar
		1	J						
13	05010880AA	1	U						TUMBLER, Ignition Number 2, Sidebar
		1	J						
14	05010881AA	1	U						TUMBLER, Ignition Number 3, Sidebar
		1	J						
15	05010882AA	1	U						TUMBLER, Ignition Number 4, Sidebar
		1	J						
16	04778150	1							SHUTTER, Door, Deck and Liftgate, Bright
17	04778149	1							CAP, Door Lock Cylinder, Bright

AR = use ase required - = Non illustrated part

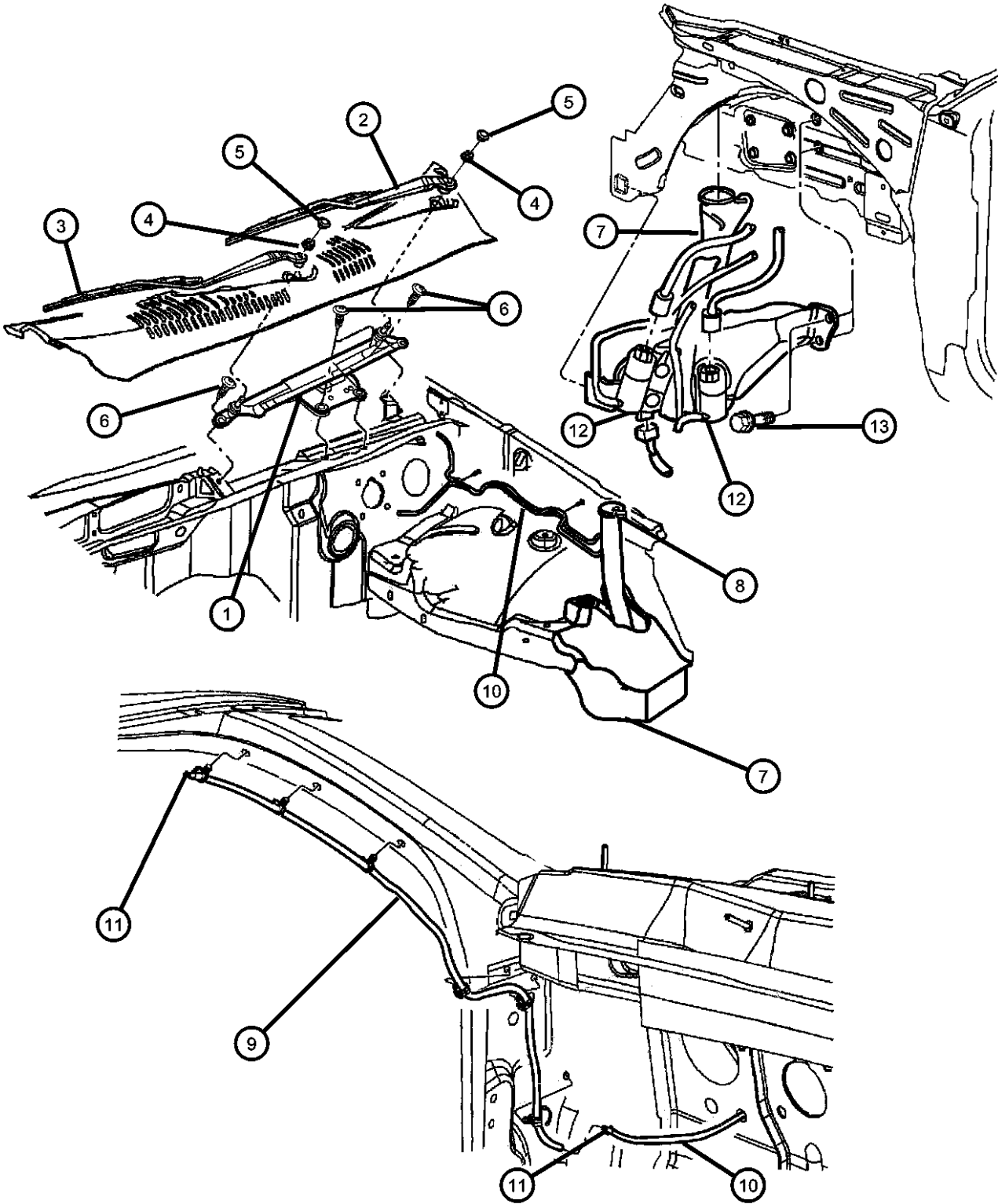
Lock Cylinder & Keys  
Figure 23D-130



ITEM	PART NUMBER	QTY	LINE	SERIES	BODY	ENGINE	TRANS	TRIM	DESCRIPTION
18	04778121	1							SPRING, Door and Deck Tumbler
-19	05014397AA	1							CLIP, Latch
-20									SWITCH, Security Alarm
	55136557AA	1	J						
		1	U						
-21									BRACKET, Security
	55136762AA	1	U						
	55136763AA	1	J						

AR = use ase required - = Non illustrated part

Windshield Wiper & Washer  
Figure 23D-230

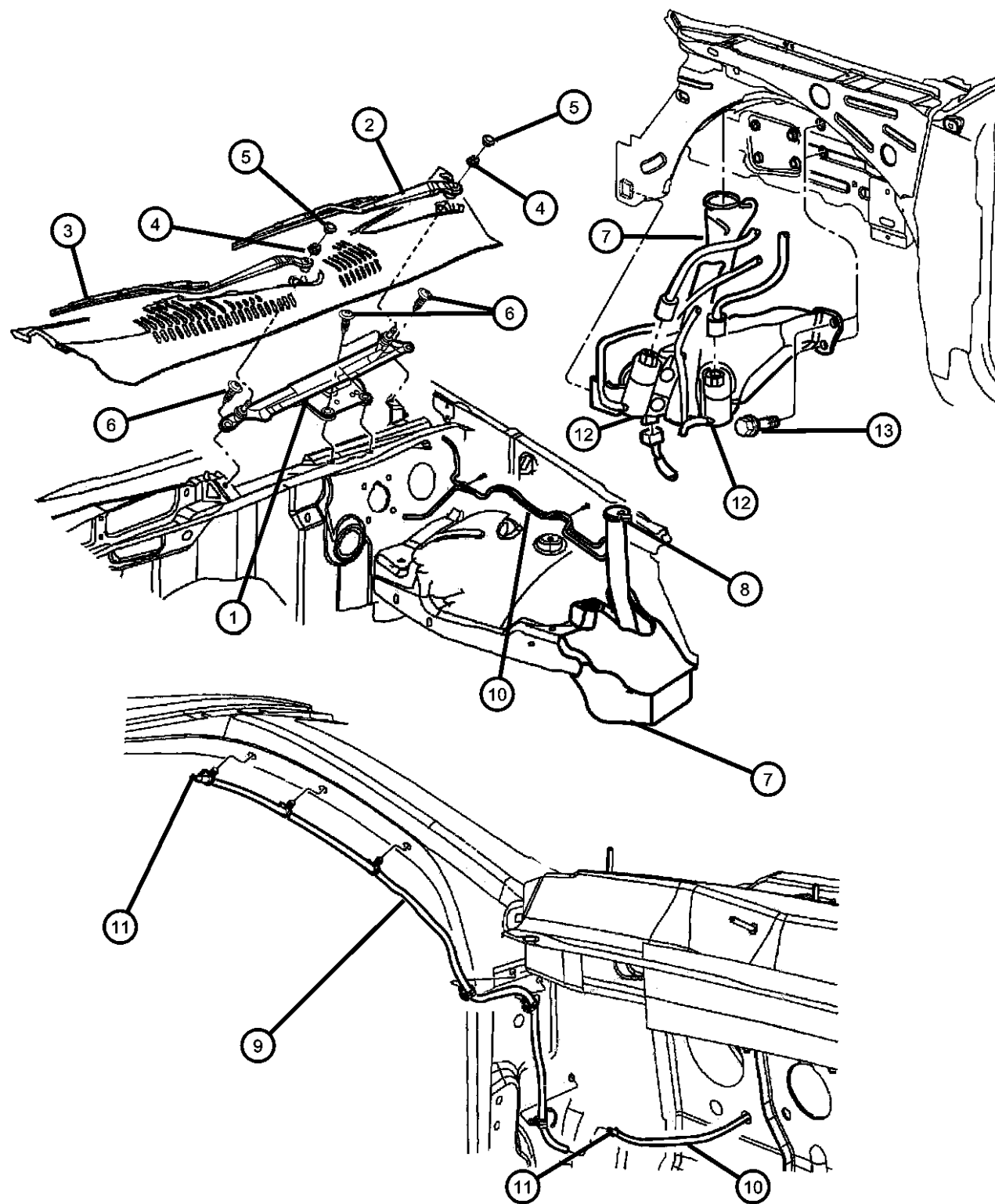


ITEM	PART NUMBER	QTY	LINE	SERIES	BODY	ENGINE	TRANS	TRIM	DESCRIPTION
1									MODULE, Wiper
	55155352	1	U						
	55155656AA	1	J						
2									ARM, Wiper
	05012605AA	1	J						Passenger Side
	05012606AA	1	J						Driver Side
	05012608AA	1	U						Passenger Side
	05012609AA	1	U						Driver Side
3									BLADE, Wiper
	05012611AB	1	J						Passenger Side
	WBFLAT07AA								Mopar Alternative Flat Blade Set
	WBW00021AD								Mopar Alternative Winter Wiper Blades
	WB000021AE								Mopar V-Line Alternative Part
	WB-BLU021AA								Mopar Alternative Color Wiper Blade (Blue)
	WBRED021AA								Mopar Alternative Color Wiper Blade (Red)
	WBYEL021AA								Mopar Alternative Color Wiper Blade (Yellow)
	WB-WHI021AA								Mopar Alternative Color Wiper Blade (White)
	WB-CAR021AA								Mopar Alternative Color Wiper Blade (Carbon Fiber)
	05012612AA	1	J						Driver Side
	05012613AA	1	U						Driver Side
	05012614AA	1	U						Passenger Side
4	06503335	2							NUT, Hex, M10X1.25
5	55155765AA	2							CAP, Wiper Arm Nut
6	06100568	4							BOLT AND WASHER, Implement Attaching
7	05012594AA	1							RESERVOIR, Washer
8	05012603AA	1							CAP, Washer Reservoir
9	55155522AC	1							HOSE, Windshield Washer
10	04439003	2							HOSE, Windshield Washer, 0156 ID=4MM
11	04778224	1							CONNECTOR, Washer Hose, In Line
12	55077301AB	1							PUMP, Washer, Windshield
13	55077301AB	1							SCREW, .250-14x.875, (NOT SERVICED)
-14									NOZZLE, Washer, Windshield
	55155199	2	J						Front
		2	U						Front
-15	04882797	1							SENSOR, Washer Fluid Level
-16	04798779	1							GROMMET, Windshield Washer Pump, Sensor Grommet

AR = use ase required - = Non illustrated part

### Windshield Wiper & Washer Figure 23D-230

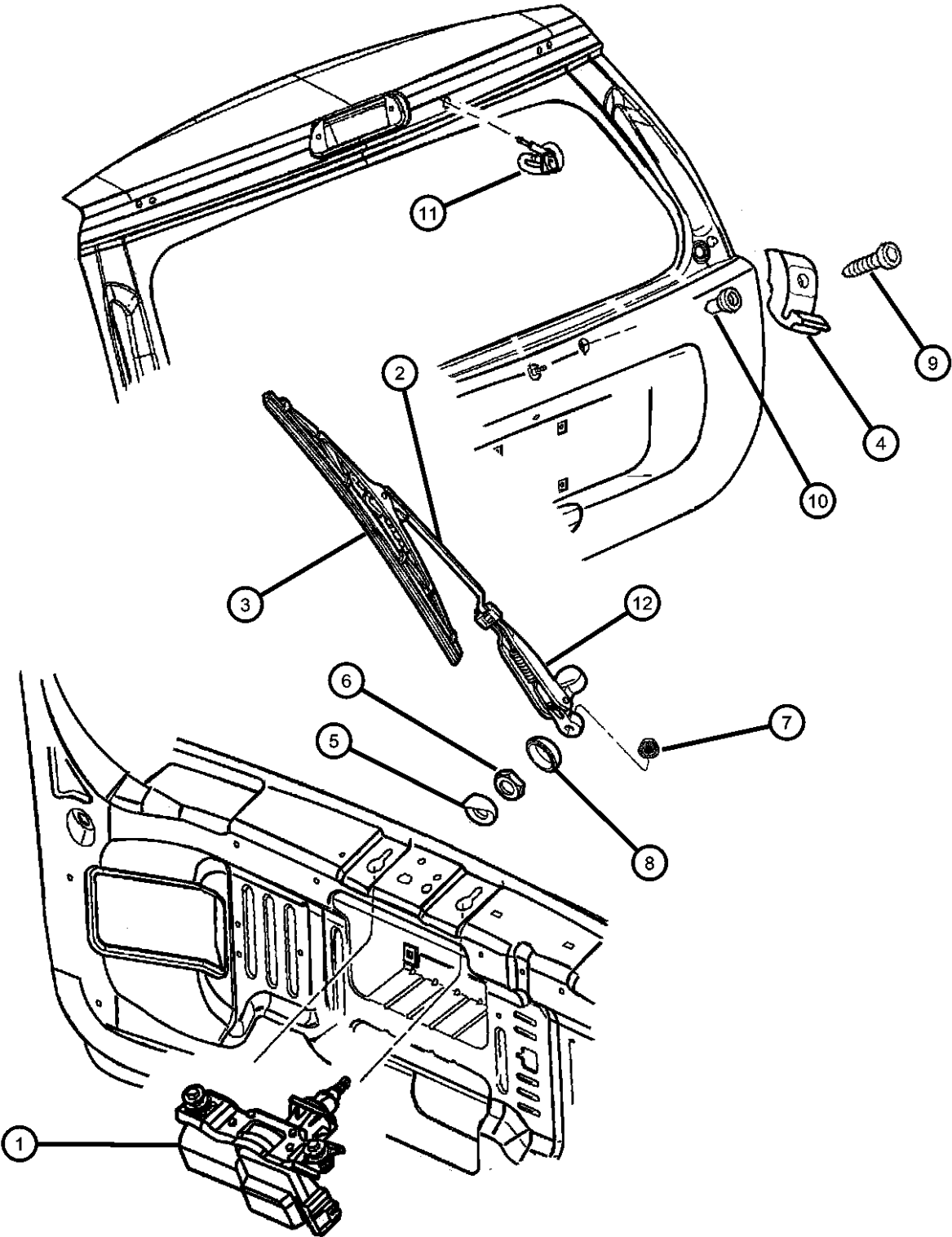
ITEM	PART NUMBER	QTY	LINE	SERIES	BODY	ENGINE	TRANS	TRIM	DESCRIPTION
-17	05011809AA	1							GROMMET, Windshield Washer Pump, Pump Grommet
-18									GROMMET, Hose to Reservoir
	03799520	1	J						
		1	U						
-19									HOSE, Washer Reservoir
	55155694AB	1	J						
	55155797AB	1	U						



AR = use ase required    - = Non illustrated part

Rear Wiper & Washer System  
Figure 23D-330

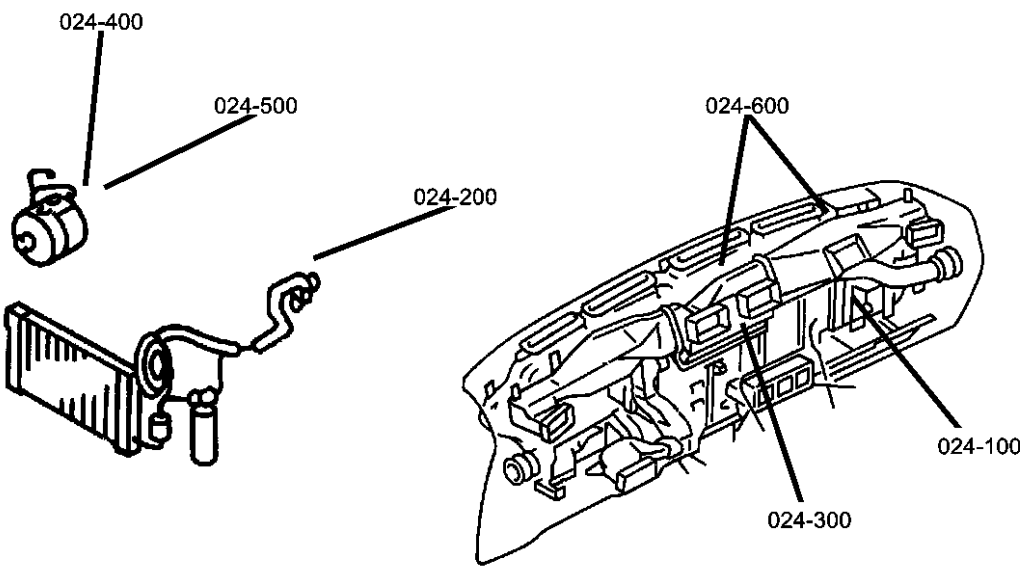
ITEM	PART NUMBER	QTY	LINE	SERIES	BODY	ENGINE	TRANS	TRIM	DESCRIPTION
1	55155122AC	1							MOTOR, Wiper
2	05012610AB	1							ARM, Liftgate Wiper
3	05012615AB	1							BLADE, Wiper
	WB000012AE								Mopar V-Line Alternative Part
4	55155124	1							RAMP, Wiper Park
5	55155358	1							BEZEL, Wiper Motor
6	06502263	1							NUT, Hex, M20x1.00
7	06500165	1							NUT, Wiper Arm
8	55076650	1							COVER, Rear Wiper Motor, Nut
9	06505062AA	1							SCREW, Pilot Point
10	06503245	1							NUT/RIVET, Cooler To Closure Panel
11	55155201AC	1							NOZZLE, Washer, Windshield
12	05014217AA	1							CAP, Wiper Arm Nut
-13	55077301AB	1							PUMP, Washer, Windshield



AR = use ase required - = Non illustrated part

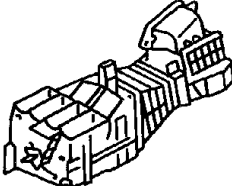
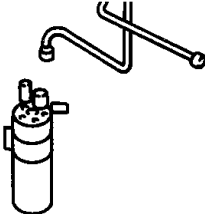
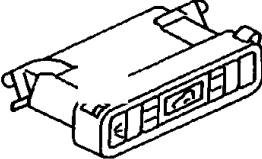
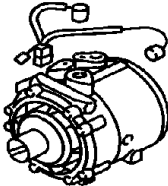

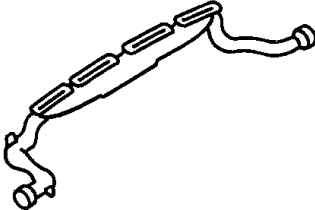
# Group - 24

## Air Conditioning & Heater

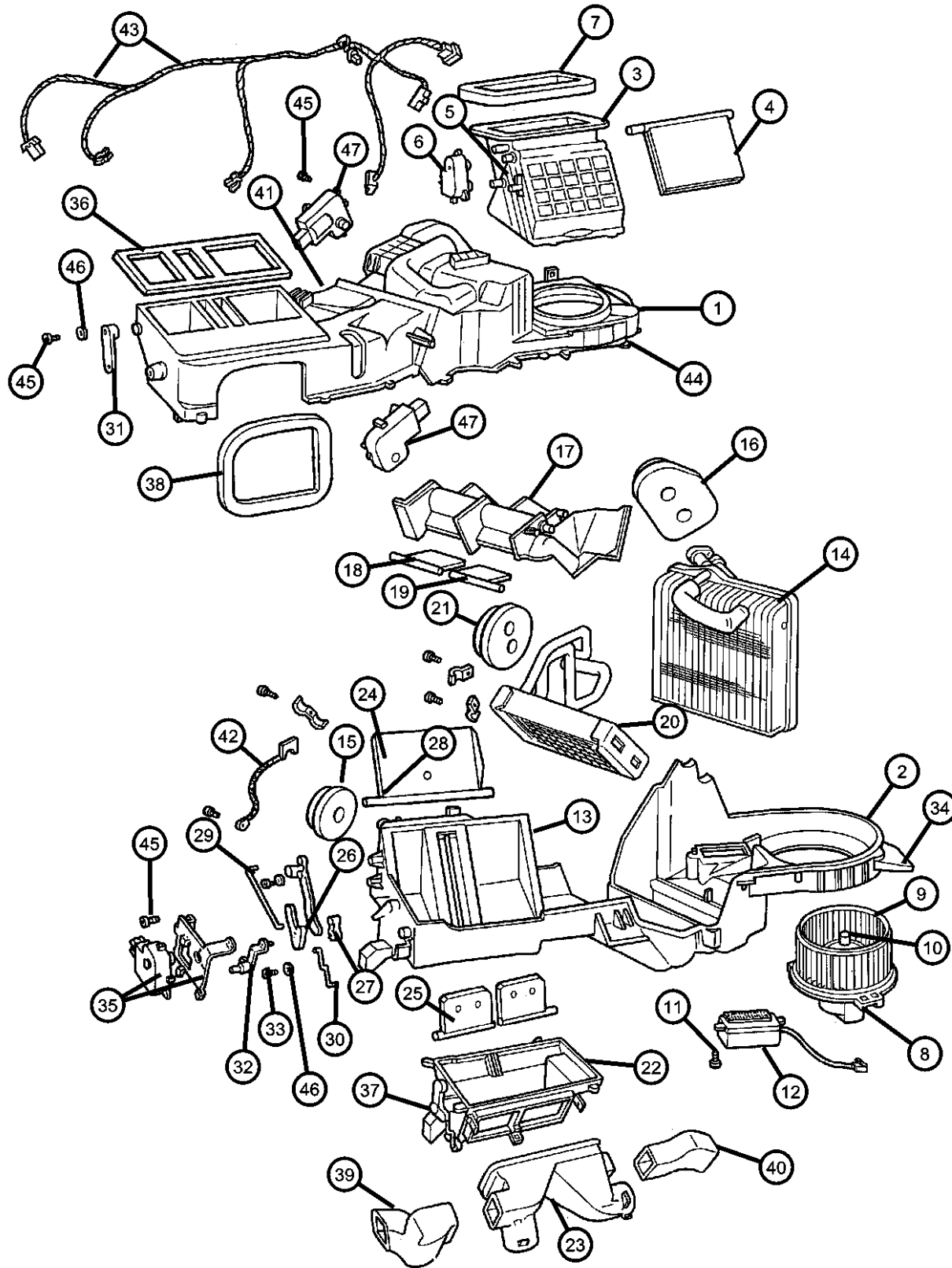


### Group - 24 Air Conditioning & Heater

Illustration Title	Group-Fig. No.
<b>Air Conditioner and Heater Units</b>	
HEVAC with Auto Temp Control, LHD .....	Fig. 24 - 150
HEVAC with Auto Temp Control, RHD .....	Fig. 24 - 160
HEVAC with Manual Control, LHD .....	Fig. 24 - 170
HEVAC with Manual Control, RHD .....	Fig. 24 - 180
<b>Air Conditioner and Heater Plumbing</b>	
Hoses, Heater 3.1, 4.0L Engines .....	Fig. 24 - 240
Hoses, Heater 4.7L Engine .....	Fig. 24 - 245
Accumulator, Condenser and Lines 3.1, 4.0L Engines .....	Fig. 24 - 250
Accumulator, Condenser and Lines 4.7L Engine .....	Fig. 24 - 255
Hevac Vacuum Engine Lines and Controls .....	Fig. 24 - 260
<b>Air Conditioner and Heater Controls</b>	
Control, Heater and Air Conditioner .....	Fig. 24 - 330
<b>Air Conditioning Compressor</b>	
Compressor, Air Conditioning 4.0L Engine .....	Fig. 24 - 410
Compressor, Air Conditioning 4.7L Engine .....	Fig. 24 - 420
Compressor, Air Conditioning 3.1L Engine .....	Fig. 24 - 430
<b>Air Conditioning Compressor Mounting</b>	
Compressor, Mounting 4.0L Engine .....	Fig. 24 - 510
Compressor, Mounting 4.7L Engine .....	Fig. 24 - 520
Compressor Mounting (EXA) 3.1L Turbo Diesel Engin .....	Fig. 24 - 530
<b>Air Ducts and Outlets</b>	
Air Ducts and Outlets .....	Fig. 24 - 610

<b>024-100</b> Air Conditioner and Heater Units 	<b>024-200</b> Air Conditioner and Heater Plumbing 	<b>024-300</b> Air Conditioner and Heater Controls 	<b>024-400</b> Air Conditioning Compressor 
<b>024-500</b> Air Conditioning Compressor Mounting 	<b>024-600</b> Air Ducts and Outlets 		

HEVAC with Auto Temp Control, LHD  
Figure 24-150

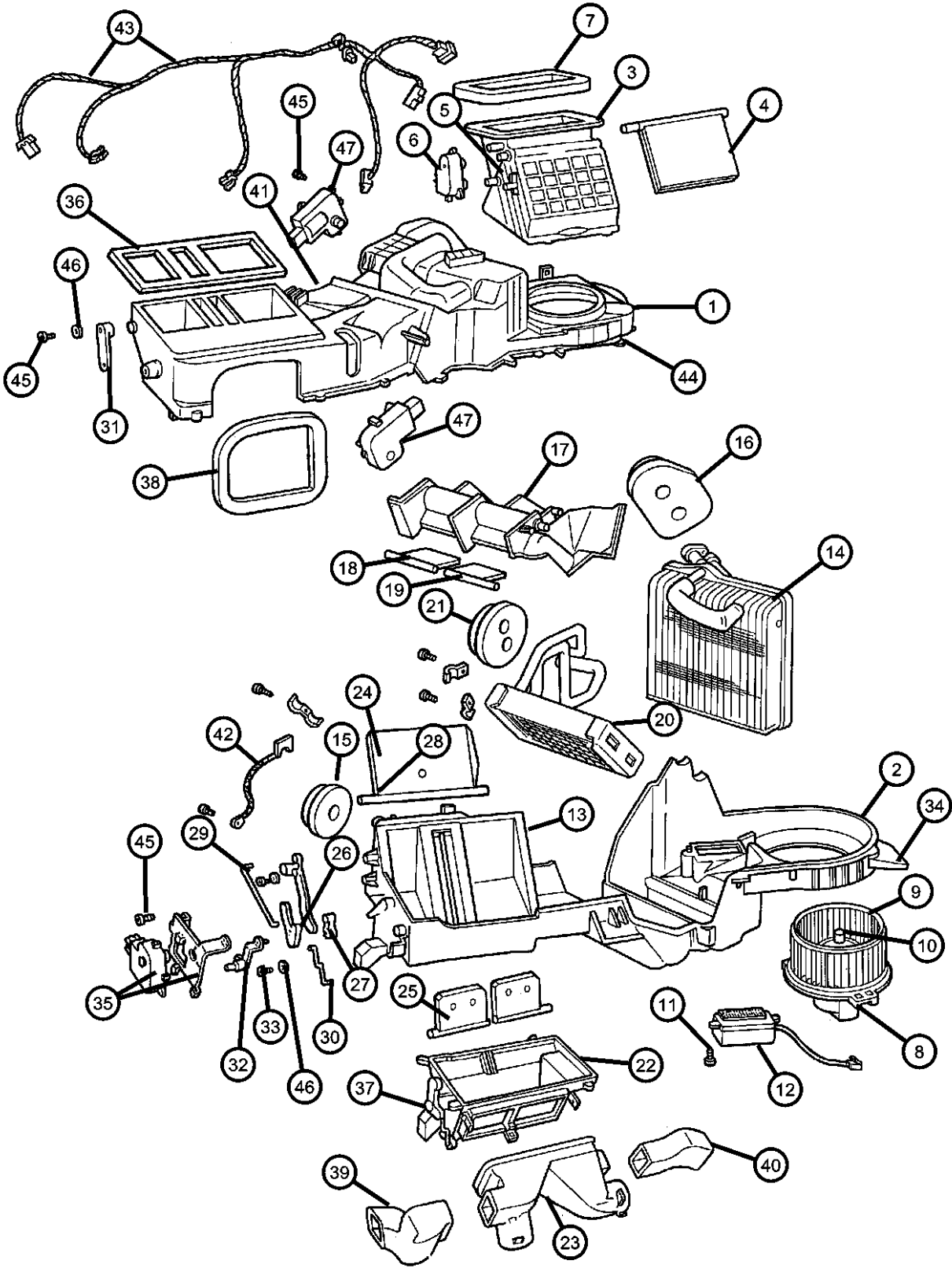


ITEM	PART NUMBER	QTY	LINE	SERIES	BODY	ENGINE	TRANS	TRIM	DESCRIPTION
Note: EV0 = All 4.7L Gas Engines EX0 = All 3.0/3.1L Turbo Diesel Engines HAF = Auto Temp Control									
1	05012715AD	1	J						HOUSING, A/C Upper
2	05012714AC	1	J						HOUSING, A/C Lower
3	05012713AB	1	J						HOUSING, Air Recirculating
4	05012712AA	1	J						DOOR, Air Inlet
5	05012711AA	3	J						LINK, Heater and Damper Contrl
6	05012710AA	2	J						SERVO, A/C Temperature Door
7	05012709AA	1	J						SEAL, Air Inlet
8	05012708AA	1	J						MOTOR, Blower
9	05012701AB	1	J						FAN, Blower Motor
10	02837680	1	J						CLAMP, Blower Motor Wheel
11	05012700AA	3	J						SCREW, Tapping
12	05012699AA	1	J						RESISTOR, Blower Motor
13	05012698AB	1	J						INSULATOR, Air Conditioning
14	05012697AB	1	J						EVAPORATOR, Air Conditioning
	V9900014								Mopar V-Line Alternative Part
	V9900006								Mopar V-Line Alternative Part
15	05012696AA	1	J						SEAL, Evaporator Drain
16	05014741AA	1	J						SEAL, A/C Evaporator
17	05012694AB	1	J						HOUSING, A/C Unit
18	05012693AA	1	J						DOOR, Blend Air
19	05012692AA	1	J						DOOR, Blend Air
20	05012691AC	1	J						CORE, Heater
21	05012744AA	1	J						SEAL, Heater Tubes
22	05012743AA	1	J						HOUSING, A/C Unit
23	05012742AA	1	J						COVER, Heater
24	05012740AA	1	J						DOOR, Distribution Duct
25	05012739AA	1	J						DOOR, Floor Defroster Duct
26	05012738AA	1	J						LEVER, Panel Door
27	05012735AA	1	J						LEVER, Panel Door
28	05012734AA	1	J						SHAFT, A/C and Heater Door
29	05012733AA	1	J						LINK, Heater and Defroster Door
30	05012732AA	1	J						SHAFT, Defroster Door
31	05012731AA	1	J						LEVER, A/C Vent Defrost Door
32	05012730AA	1	J						LEVER, Panel Door
33	05012700AA	3	J						SCREW, Tapping
34	06101442	1	J			EX0			U-NUT, M6 x 1.00, M6x1.00
35	05012728AA	1	J						SERVO, Mode Door
36	05012727AA	1	J						SEAL, Demister

AR = use ase required - = Non illustrated part



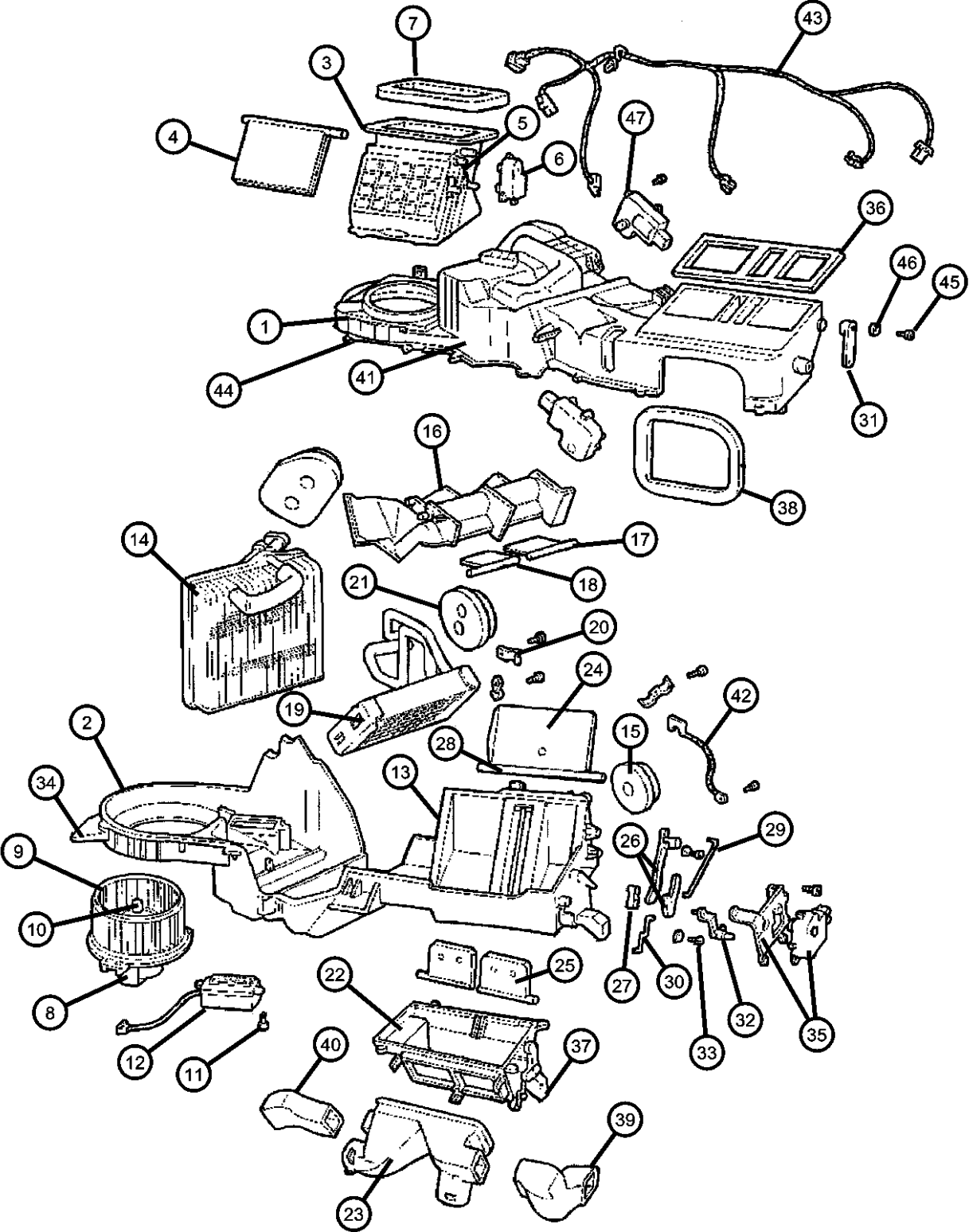
HEVAC with Auto Temp Control, LHD  
Figure 24-150



ITEM	PART NUMBER	QTY	LINE	SERIES	BODY	ENGINE	TRANS	TRIM	DESCRIPTION
37	05012726AA	1	J						SEAL, Defroster Duct
38	05015354AA	1	J						SEAL, Panel
39	05012722AD	1	J						DUCT, Floor Distribution
40	05017464AA	1	J						DUCT, Floor Distribution
41	05012721AA	1	J						SEAL, Air Conditioning Unit
42	56038591AB	1				EV0			STRAP, Ground
43	05012758AA	1	J						HARNESS, Air Conditioning Control
44	04720533	26	J						SCREW, Heater Housing
45	04720534	6	J						SCREW, Pan Head
46	05012756AA	5	J						SPRING
47	05012710AA	1	J						SERVO, A/C Temperature Door
-48	05014883AA	1	J						SEAL, Evaporator To Dash

AR = use ase required - = Non illustrated part

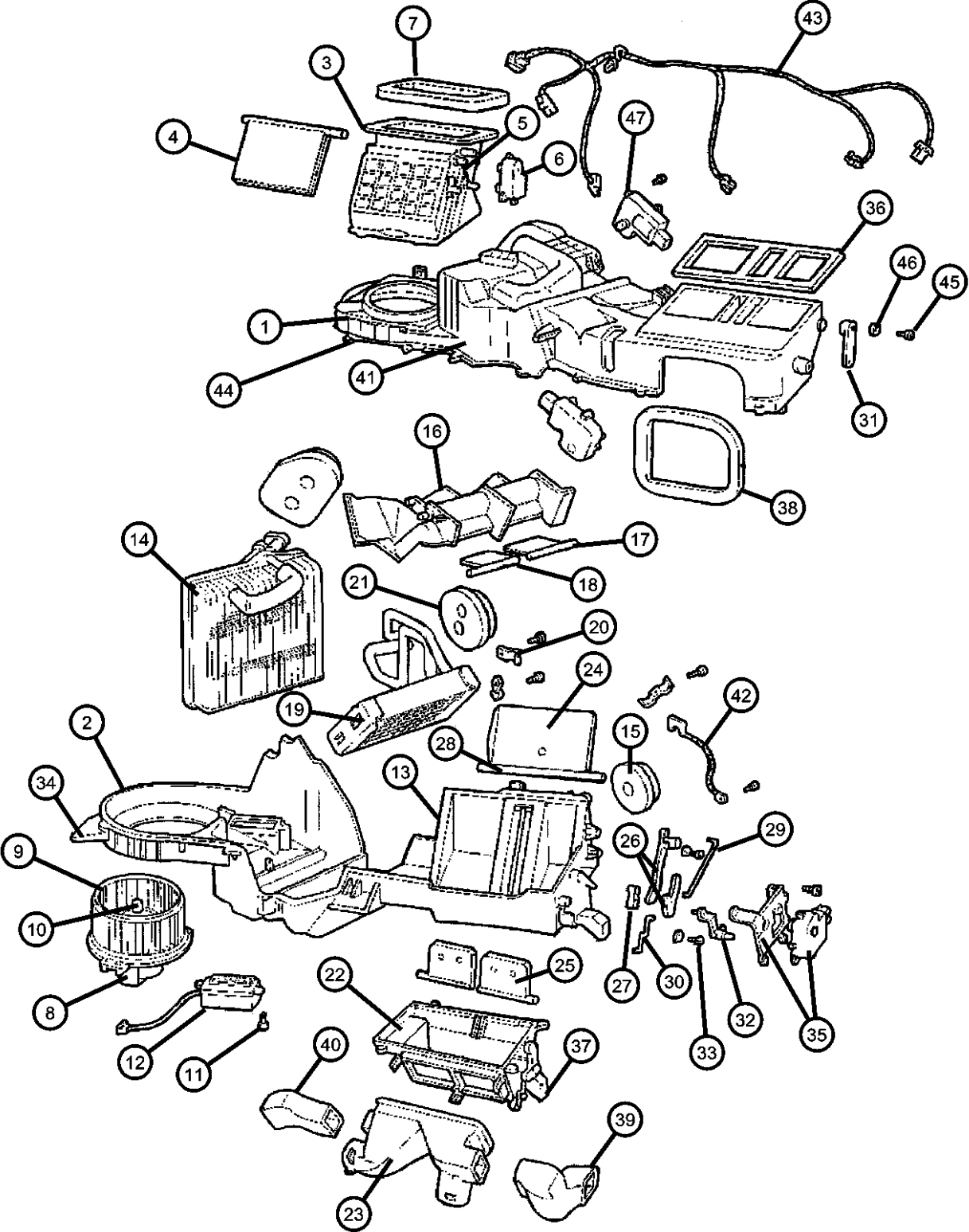
HEVAC with Auto Temp Control, RHD  
Figure 24-160



ITEM	PART NUMBER	QTY	LINE	SERIES	BODY	ENGINE	TRANS	TRIM	DESCRIPTION
Note: EVO = All 4.7L Gas Engines HAF = Auto Temp Control									
1	05013552AB	1	U						HOUSING, A/C Upper
2	05013499AA	1	U						HOUSING, A/C Lower
3	05013568AB	1	U						HOUSING, Air Recirculating
4	05012712AA	1	U						DOOR, Air Inlet
5	05013559AA	1	U						LINK, Heater and Damper Contrl
6	05012710AA	3	U						SERVO, A/C Temperature Door
7	05012709AA	1	U						SEAL, Air Inlet
8	05015862AA	1	U						MOTOR, Blower with Wheel
9	05013565AC	1	U						FAN, Blower Motor
10	02837680	1	U						CLAMP, Blower Motor Wheel
11	05012700AA	3	U						SCREW, Tapping
12	05012699AA	1	U						RESISTOR, Blower Motor
13	05013564AB	1	U						INSULATOR, Air Conditioning
14	05013563AB	1	U						EVAPORATOR, Air Conditioning
15	05012696AA	1	U						SEAL, Evaporator Drain
16	05013560AA	1	U						HOUSING, A/C Unit
17	05013557AA	1	U						DOOR, Blend Air
18	05012692AA	1	U						DOOR, Blend Air
19	05014420AA	1	U						CORE, Heater
20	05013554AA	1	U						CLIP, Heater Core
21	05013553AA	1	U						SEAL, Heater Tubes
22	05013560AA	1	U						HOUSING, A/C Unit
23	05013496AA	1	U						COVER, Heater
24	05013579AB	1	U						DOOR, Distribution Duct
25	05012739AA	1	U						DOOR, Floor Defroster Duct
26	05013578AA	1	U						LEVER, Panel Door
27	05013577AB	1	U						LEVER, Panel Door
28	05012734AA	1	U						SHAFT, A/C and Heater Door
29	05013576AA	1	U						LINK, Heater and Defroster Door
30	05012732AA	1	U						SHAFT, Defroster Door
31	05013575AA	1	U						LEVER, A/C Vent Defrost Door
32	05013573AA	1	U						LEVER, Panel Door
33	05012729AA	1	U						SCREW, Tapping
34	06101442	4	U						U-NUT, M6 x 1.00, M6x1.00
35	05013572AA	1	U						SERVO, Mode Door
36	05012727AA	1	U						SEAL, Demister
37	05012726AA	1	U						SEAL, Defroster Duct
38	05015354AA	1	U						SEAL, Panel

AR = use ase required - = Non illustrated part

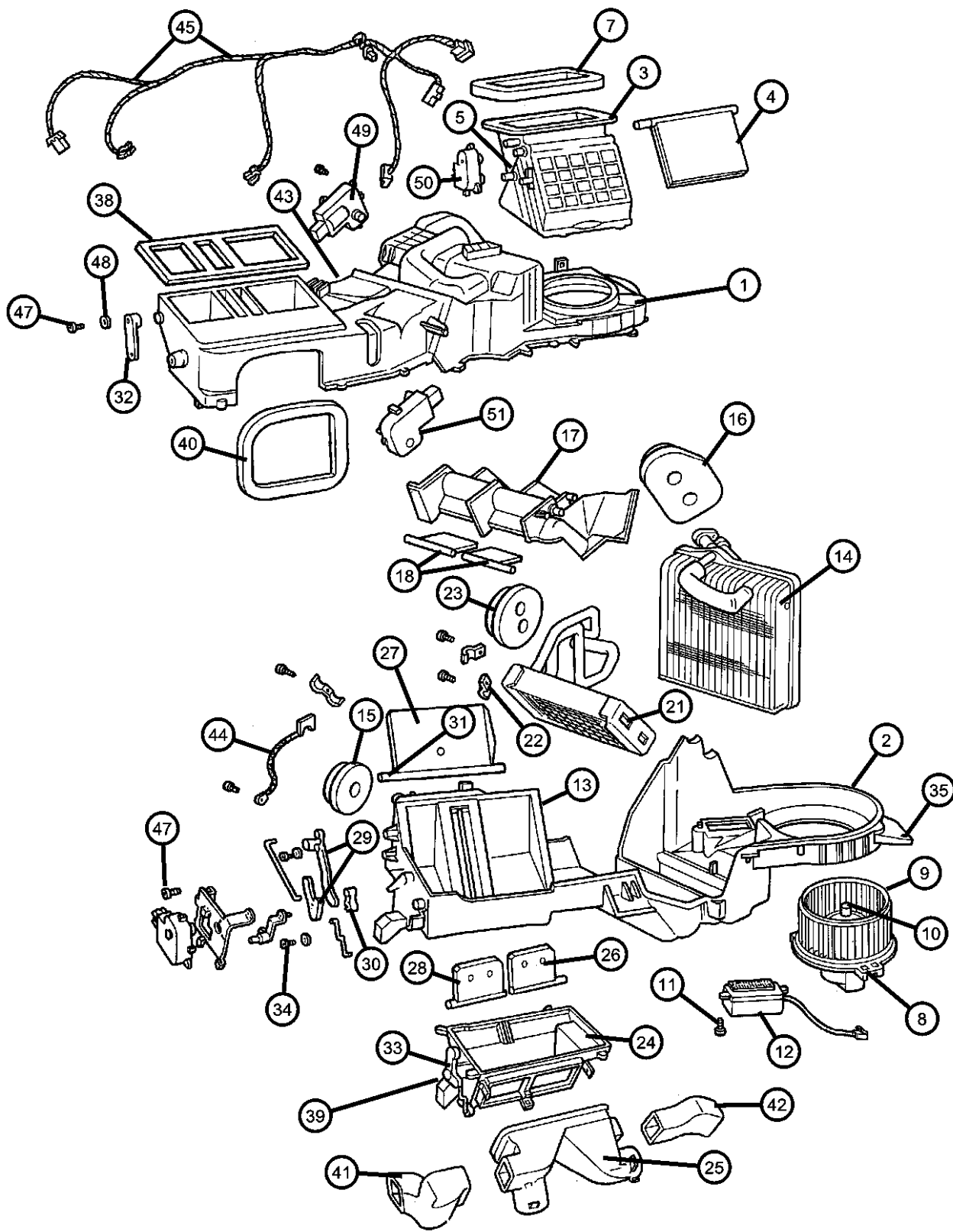
HEVAC with Auto Temp Control, RHD  
Figure 24-160



ITEM	PART NUMBER	QTY	LINE	SERIES	BODY	ENGINE	TRANS	TRIM	DESCRIPTION
39	05013571AA	1	U						DUCT, Floor Distribution
40	05013570AB	1	U						DUCT, Floor Distribution
41	05012721AA	1	U						SEAL, Air Conditioning Unit
42	56038591AB	1				EV0			STRAP, Ground
43	05014421AA	1	U						HARNESS, Air Conditioning Control
44	04720533	32	U						SCREW, Heater Housing
45	04720534	3	U						SCREW, Pan Head
46	05012756AA	5	U						SPRING
47	05015339AA	1	U						SEAL, A/C Evaporator

AR = use ase required - = Non illustrated part

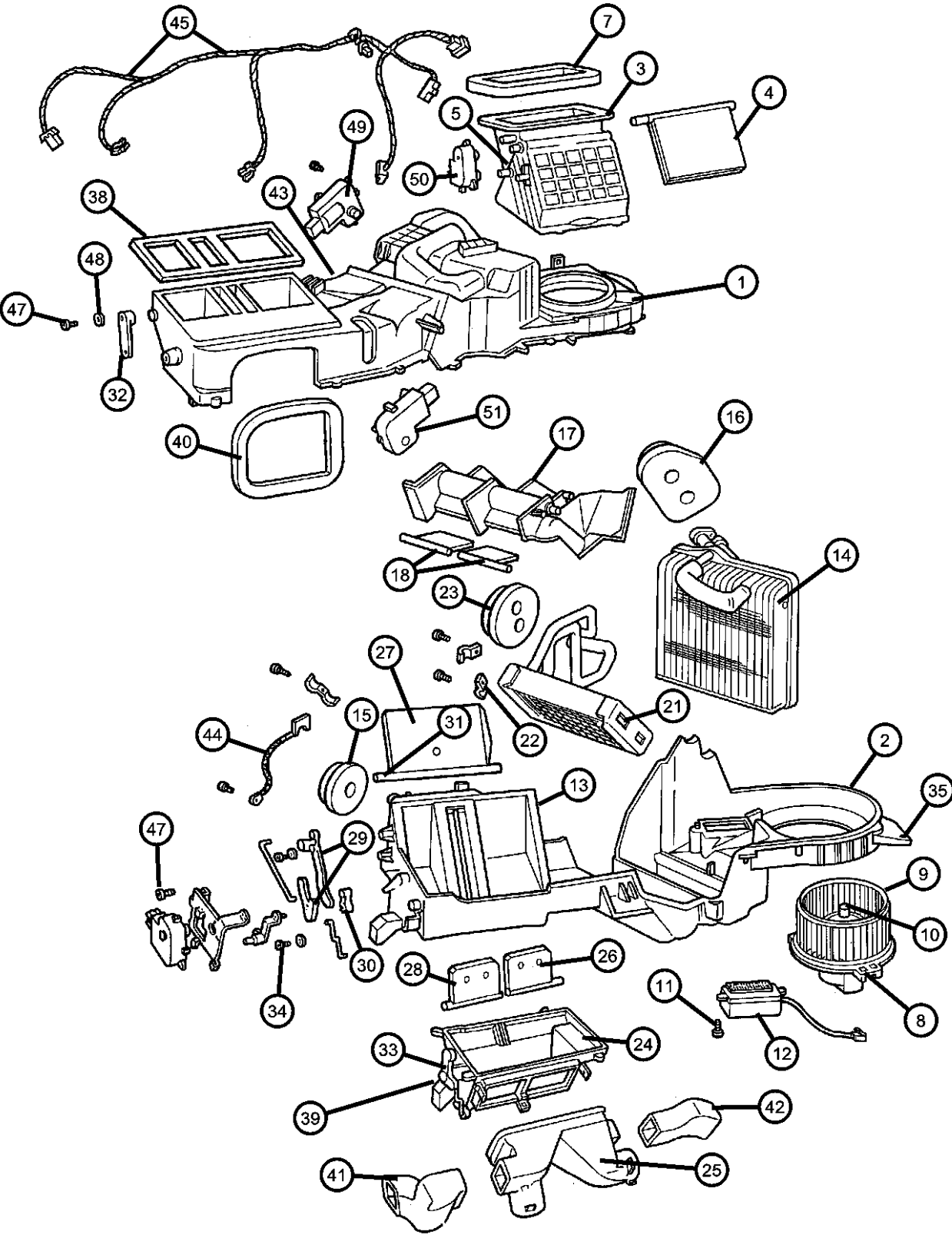
HEVAC with Manual Control, LHD  
Figure 24-170



ITEM	PART NUMBER	QTY	LINE	SERIES	BODY	ENGINE	TRANS	TRIM	DESCRIPTION
Note:									
EV0 = All 4.7L Gas Engines									
EX0 = All 3.0/3.1L Turbo Diesel Engines									
HAA = Air Conditioning									
1	05012715AD	1	J						HOUSING, A/C Upper
2	05012714AC	1	J						HOUSING, A/C Lower
3	05012713AB	1	J						HOUSING, Air Recirculating
4	05012712AA	1	J						DOOR, Air Inlet
5	05012753AA	1	J						LEVER, A/C Recirculation Door
-6	05012752AA	1	J						DIAPHRAGM, Heater and A/C Unit
7	05012709AA	1	J						SEAL, Air Inlet
8	05012708AA	1	J						MOTOR, Blower
9	05012701AB	1	J						FAN, Blower Motor
10	02837680	1	J						CLAMP, Blower Motor Wheel
11	05012700AA	3	J						SCREW, Tapping
12	05012699AA	1	J						RESISTOR, Blower Motor
13	05012698AB	1	J						INSULATOR, Air Conditioning
14	05012697AA	1	J						EVAPORATOR, Air Conditioning
	V9900014								Mopar V-Line Alternative Part
	V9900006								Mopar V-Line Alternative Part
15	05012696AA	1	J						SEAL, Evaporator Drain
16	05014744AA	1	J						SEAL, A/C Evaporator
17	05012694AB	1	J						HOUSING, A/C Unit
18	05012751AA	1	J						DOOR, Blend Air
-19	05012711AA	3	J						LINK, Heater and Damper Control
-20	05012750AA	1	J						SERVO, A/C Temperature Door
21	05012691AC	1	J						CORE, Heater
22	05012745AA	2	J						CLAMP, Heater
23	05012744AA	1	J						SEAL, Heater Tubes
24	05012762AA	1	J						HOUSING, A/C Unit
25	05012742AA	1	J						COVER, Heater
26	05012741AA	1	J						DOOR, Panel
27	05012740AA	1	J						DOOR, Distribution Duct
28	05012739AA	1	J						DOOR, Floor Defroster Duct
29	05012738AA	1	J						LEVER, Panel Door
30	05012735AA	1	J						LEVER, Panel Door
31	05012734AA	1	J						SHAFT, A/C and Heater Door
32	05012731AA	1	J						LEVER, A/C Vent Defrost Door
33	05012761AA	1	J						LEVER, Panel Door
34	05012700AA	3	J						SCREW, Tapping
35	06101442	1	J			EX0			U-NUT, M6 x 1.00, M6x1.00
-36	05012760AA	1	J						DIAPHRAGM, Heater and A/C Unit

AR = use as required - = Non illustrated part

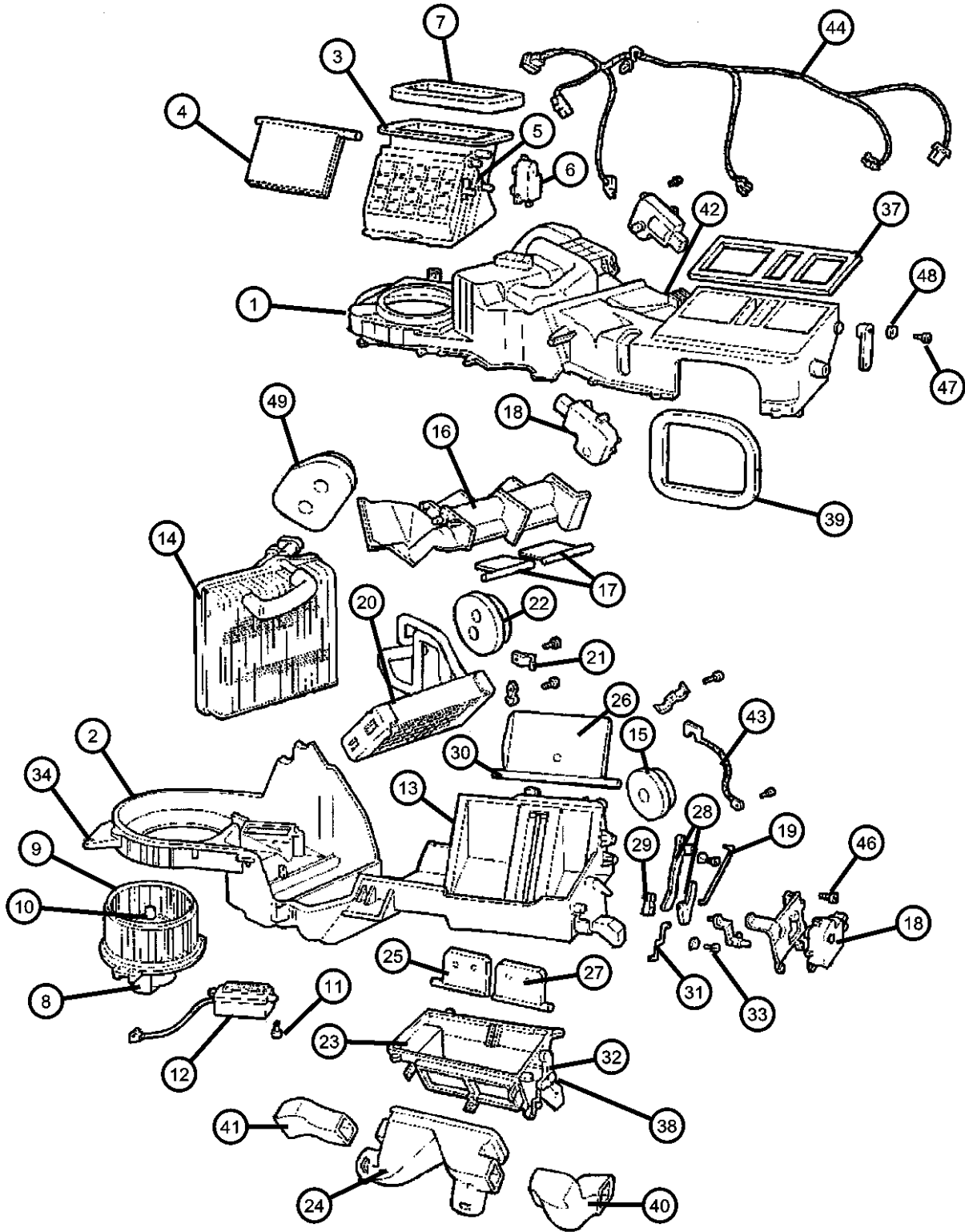
HEVAC with Manual Control, LHD  
Figure 24-170



ITEM	PART NUMBER	QTY	LINE	SERIES	BODY	ENGINE	TRANS	TRIM	DESCRIPTION
-37	05012759AA	1	J						DIAPHRAGM, Heater and A/C Unit
38	05012727AA	1	J						SEAL, Demister
39	05012726AA	1	J						SEAL, Defroster Duct
40	05015354AA	1	J						SEAL, Panel
41	05017464AA	1	J						DUCT, Floor Distribution
42	05012722AD	1	J						DUCT, Floor Distribution
43	05012721AA	1	J						SEAL, Air Conditioning Unit
44	56038591AB	1				EVO			STRAP, Ground
45	05012758AA	1	J						HARNESS, Air Conditioning Control
-46	05012757AC	1	J						TUBE, Vacuum
47	04720533	26	J						SCREW, Heater Housing
48	04720534	3	J						SCREW, Pan Head
49	05012756AA	5	J						SPRING
50	05012750AA	1	J						SERVO, A/C Temperature Door
51	05012750AA	1	J						SERVO, A/C Temperature Door

AR = use ase required - = Non illustrated part


HEVAC with Manual Control, RHD  
Figure 24-180



ITEM	PART NUMBER	QTY	LINE	SERIES	BODY	ENGINE	TRANS	TRIM	DESCRIPTION
Note: EV0 = All 4.7L Gas Engines HAA = Air Conditioning									
1	05013552AB	1	U						HOUSING, A/C Upper
2	05013499AA	1	U						HOUSING, A/C Lower
3	05013569AB	1	U						HOUSING, Air Recirculating
4	05012712AA	1	U						DOOR, Air Inlet
5	05013567AA	1	U						LEVER, A/C Recirculation Door
6	05012752AA	1	U						DIAPHRAGM, Heater and A/C Unit
7	05012709AA	1	U						SEAL, Air Inlet
8	05015862AA	1	U						MOTOR, Blower with Wheel
9	05013565AC	1	U						FAN, Blower Motor
10	02837680	1	U						CLAMP, Blower Motor Wheel
11	05012700AA	3	U						SCREW, Tapping
12	05014212AA	1	U						RESISTOR, Blower Motor
13	05013564AB	1	U						INSULATOR, Air Conditioning
14	05013563AA	1	U						EVAPORATOR, Air Conditioning
15	05012696AA	1	U						SEAL, Evaporator Drain
16	05013560AA	1	U						HOUSING, A/C Unit
17	05013558AA	1	U						DOOR, Blend Air
18	05013561AA	1	U						SERVO, A/C Temperature Door
19	05013559AA	1	U						LINK, Heater and Damper Contrl
20	05014420AB	1	U						CORE, Heater
21	05013554AA	1	U						CLIP, Heater Core
22	05013553AA	1	U						SEAL, Heater Tubes
23	05013498AA	1	U						HOUSING, A/C Unit
24	05013496AA	1	U						COVER, Heater
25	05012741AA	1	U						DOOR, Panel
26	05013579AB	1	U						DOOR, Distribution Duct
27	05012739AA	1	U						DOOR, Floor Defroster Duct
28	05013578AA	1	U						LEVER, Panel Door
29	05013577AB	1	U						LEVER, Panel Door
30	05012734AA	1	U						SHAFT, A/C and Heater Door
31	05013575AA	1	U						LEVER, A/C Vent Defrost Door
32	05013574AA	1	U						LEVER, Panel Door
33	05012729AA	1	U						SCREW, Tapping
34	06101442	4	U						U-NUT, M6 x 1.00, M6x1.00
-35	05014422AA	1	U						DIAPHRAGM, Heater and A/C Unit
-36	05014423AA	1	U						DIAPHRAGM, Heater and A/C Unit
37	05012727AA	1	U						SEAL, Demister
38	05012726AA	1	U						SEAL, Defroster Duct

AR = use ase required - = Non illustrated part

HEVAC with Manual Control, RHD  
Figure 24-180



ITEM	PART NUMBER	QTY	LINE	SERIES	BODY	ENGINE	TRANS	TRIM	DESCRIPTION
39	05015355AA	1	U						SEAL, Panel
40	05013571AA	1	U						DUCT, Floor Distribution
41	05013570AB	1	U						DUCT, Floor Distribution
42	05012721AA	1	U						SEAL, Air Conditioning Unit
43	56038591AB	1				EVO			STRAP, Ground
44	05012758AA	1	U						HARNESS, Air Conditioning Control
-45	05012757AB	1	U						TUBE, Vacuum
46	04720533	32	U						SCREW, Heater Housing
47	04720534	6	U						SCREW, Pan Head
48	05012756AA	5	U						SPRING
49	05013562AB	1	U						SEAL, A/C Evaporator

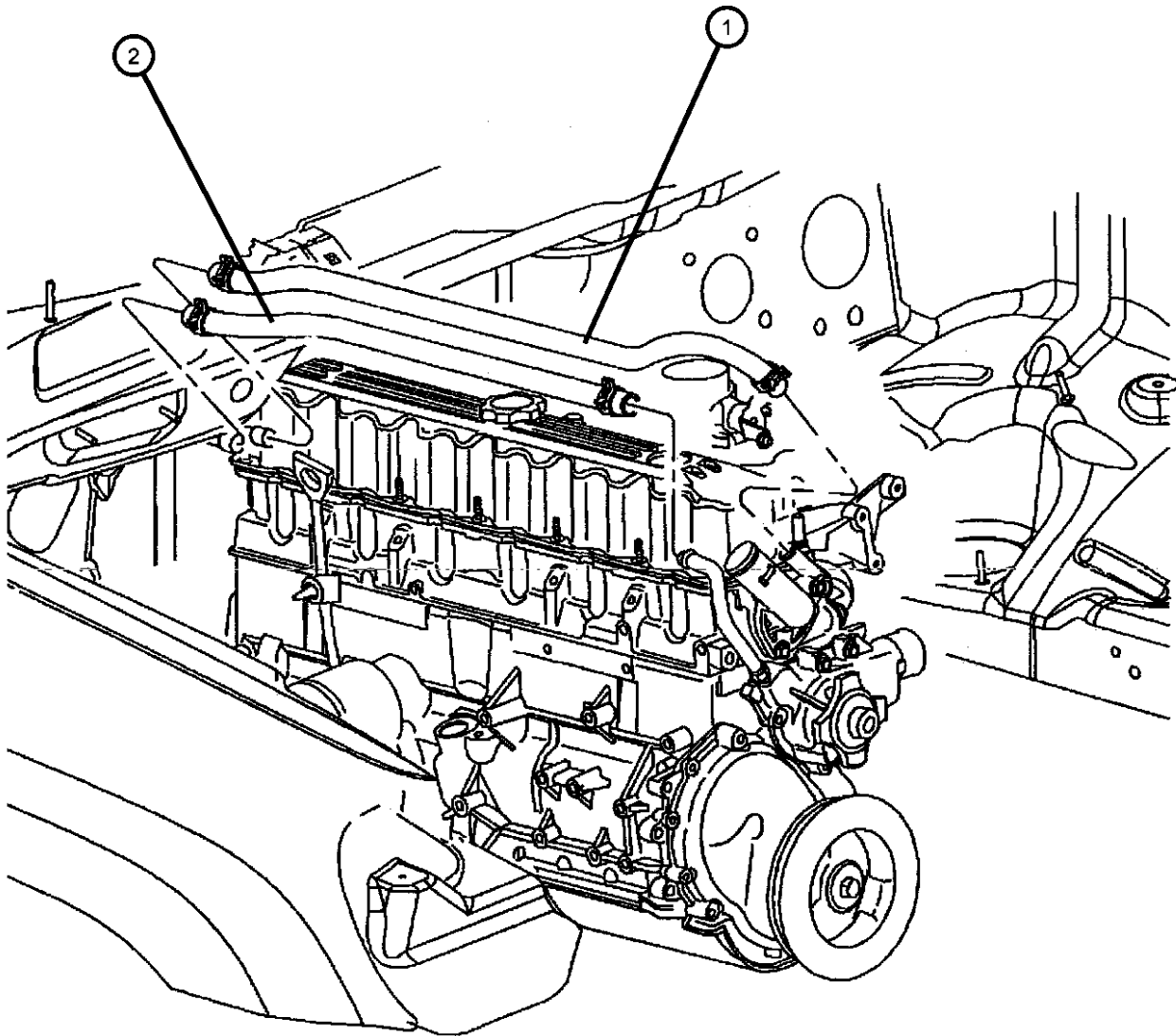
AR = use ase required - = Non illustrated part

Hoses, Heater 3.1, 4.0L Engines  
Figure 24-240

ITEM	PART NUMBER	QTY	LINE	SERIES	BODY	ENGINE	TRANS	TRIM	DESCRIPTION
------	----------------	-----	------	--------	------	--------	-------	------	-------------

Note: Sales Code ER0 = 4.0 L Engine  
Note: Sales Code EX0 = 3.1 L Engine

1									HOSE, Heater Supply
	55115889	1	U			ER0			
	55115890	1	J			ER0			
	55117081	1	J			EX0			
	55117083	1	U			EX0			
2									HOSE, Heater Return
	55115892	1	U			ER0			
	55115897	1	J			ER0			
	55117082	1	J			EX0			
	55117084	1	U			EX0			



AR = use ase required - = Non illustrated part




Hoses, Heater 4.7L Engine  
Figure 24-245

ITEM	PART NUMBER	QTY	LINE	SERIES	BODY	ENGINE	TRANS	TRIM	DESCRIPTION
------	----------------	-----	------	--------	------	--------	-------	------	-------------

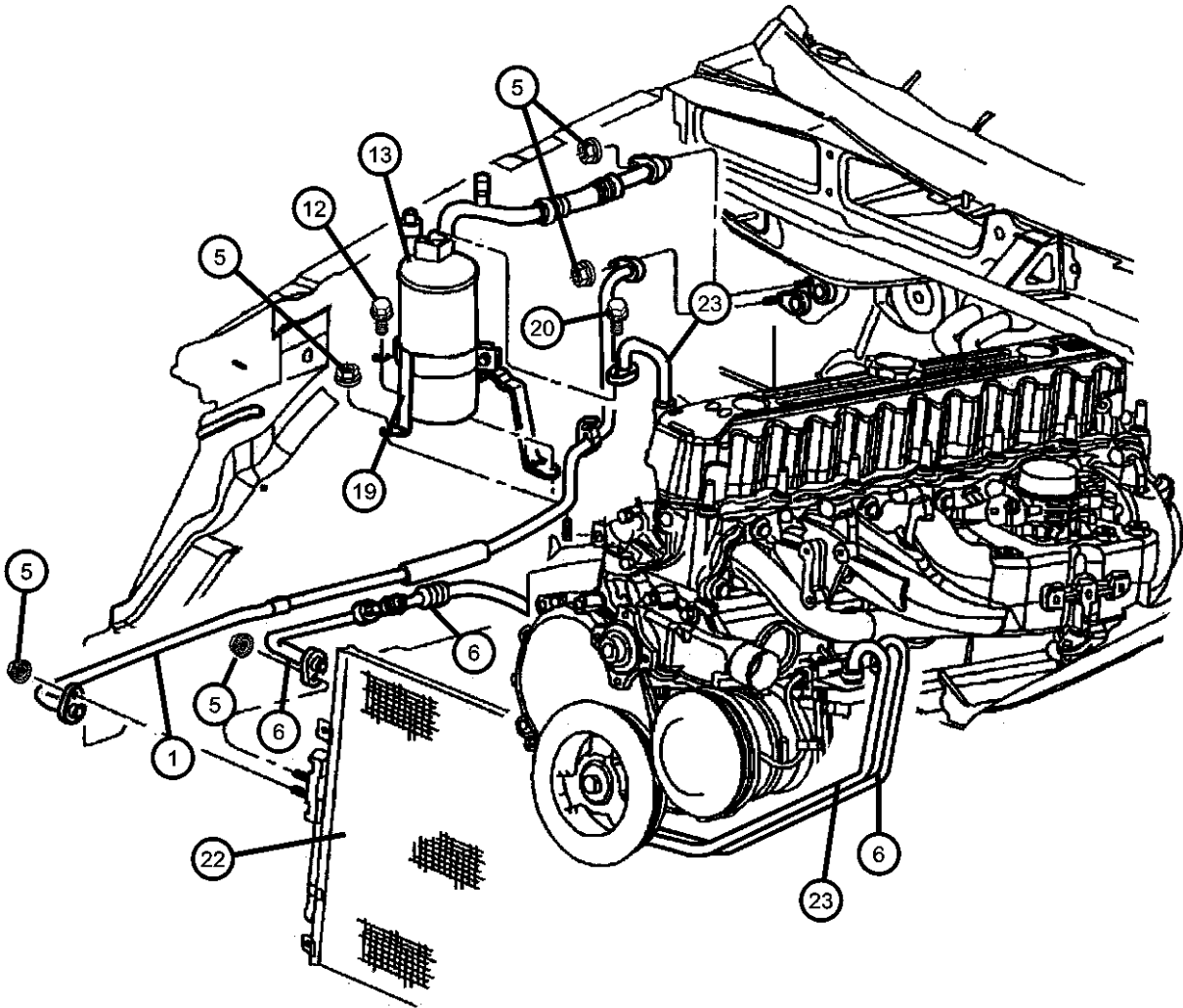
Note: Sales Code EV0 = 4.7 L Engine

1									TUBE AND HOSE, Supply
	55115895AB	1	J			EV0			
	55116352AB	1	U			EV0			
2									TUBE AND HOSE, Return
	55115896AB	1	J			EV0			
	55116353AB	1	U			EV0			



AR = use ase required - = Non illustrated part

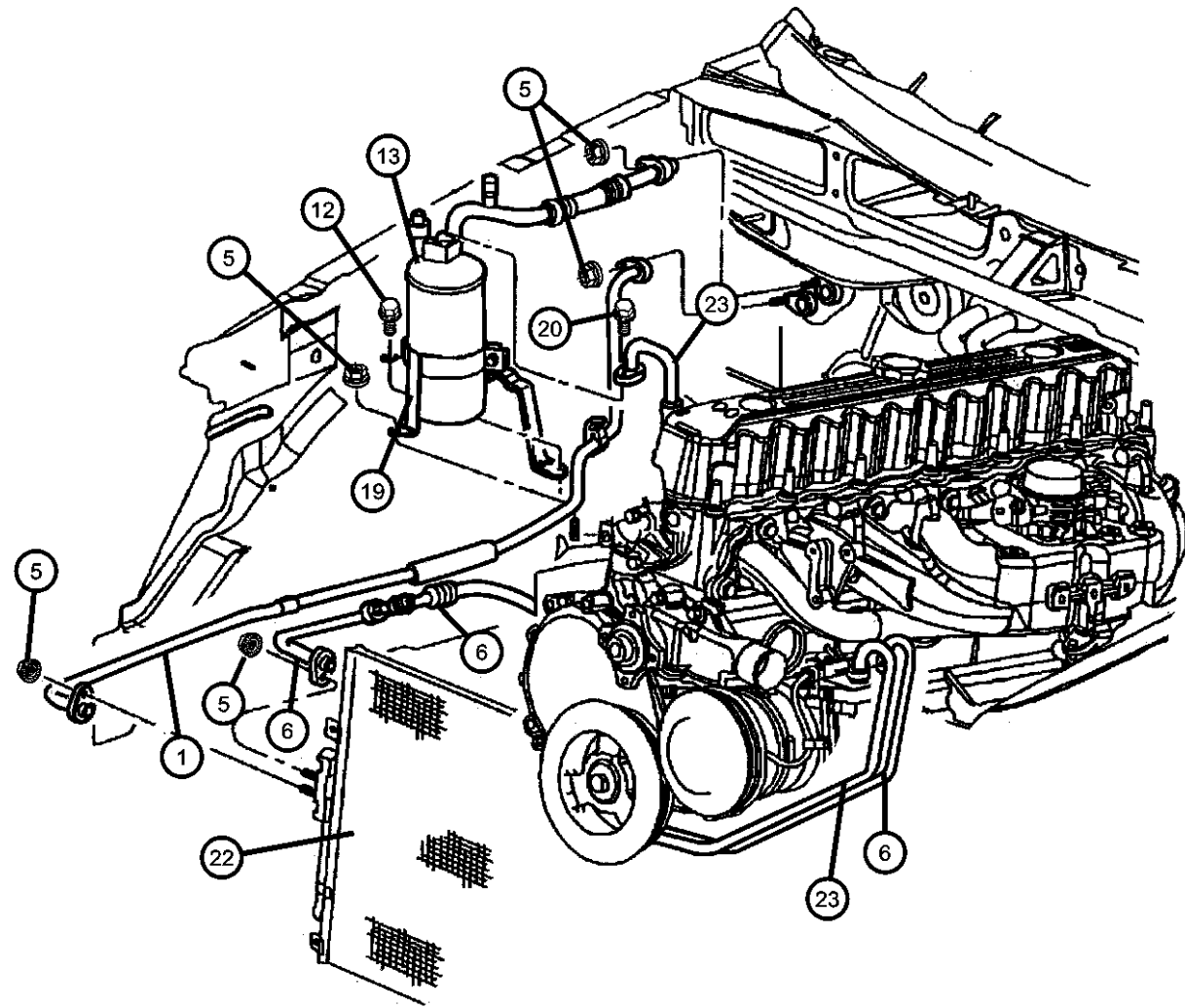
Accumulator, Condenser and Lines 3.1, 4.0L Engines  
Figure 24-250



ITEM	PART NUMBER	QTY	LINE	SERIES	BODY	ENGINE	TRANS	TRIM	DESCRIPTION
Note: ER0 = All 4.0L 6 Cyl Gas Engines EV0 = All 4.7L Gas Engines EX0 = All 3.0/3.1L Turbo Diesel Engines									
1									LINE, A/C Liquid
	53054567AB	1	U			EX0			
	53054569AB	1	J			EX0			
	55115914AD	1	J			ER0, EV0			
	55116161AE	1	U			ER0, EV0			
-2									O RING, A/C Discharge Line
	04796565	2	J			ER0			
		1	U			EX0			
-3									O RING, A/C Liquid Line
	05012980AA	1	J			ER0, EV0			
		1	U			ER0, EV0			
		1	U			EX0			
		1	J			EX0			
-4	55116339AA	1				EX0			RETAINER, A/C Supply Line
5	06101445	1				ER0, EV0			NUT AND WASHER, Hex Nut-Coned Washer, M8 x 1.25 LINE, A/C Discharge
6									
	55116162AB	1	J			ER0			
	55116163AD	1	U			ER0			
	55117086	1	J			EX0			
	55117089	1	U			EX0			
-7									O RING, A/C Discharge Line
	04796565	2	J			ER0			
		1	U			EX0			
-8	01942389	2							O RING, A/C Liquid Line
-9									VALVE CORE, Service Port
	05011346AA	1	J			ER0			
		1	U			EX0			
-10	05012988AA	1	J			ER0			BRACKET, A/C Line
-11									SWITCH, A/C High Pressure Cut Off
	04897617AA	1	J			ER0			
		1	U			ER0			
12	06502064	6							SCREW, Tapping, M6x1x20
13									ACCUMULATOR, Suction Line
	55115909AC	1	U			ER0, EV0			
	55117088AB	1	J			EX0			
-14	05012979AA	1				EX0			O RING, A/C Suction Line

AR = use ase required - = Non illustrated part

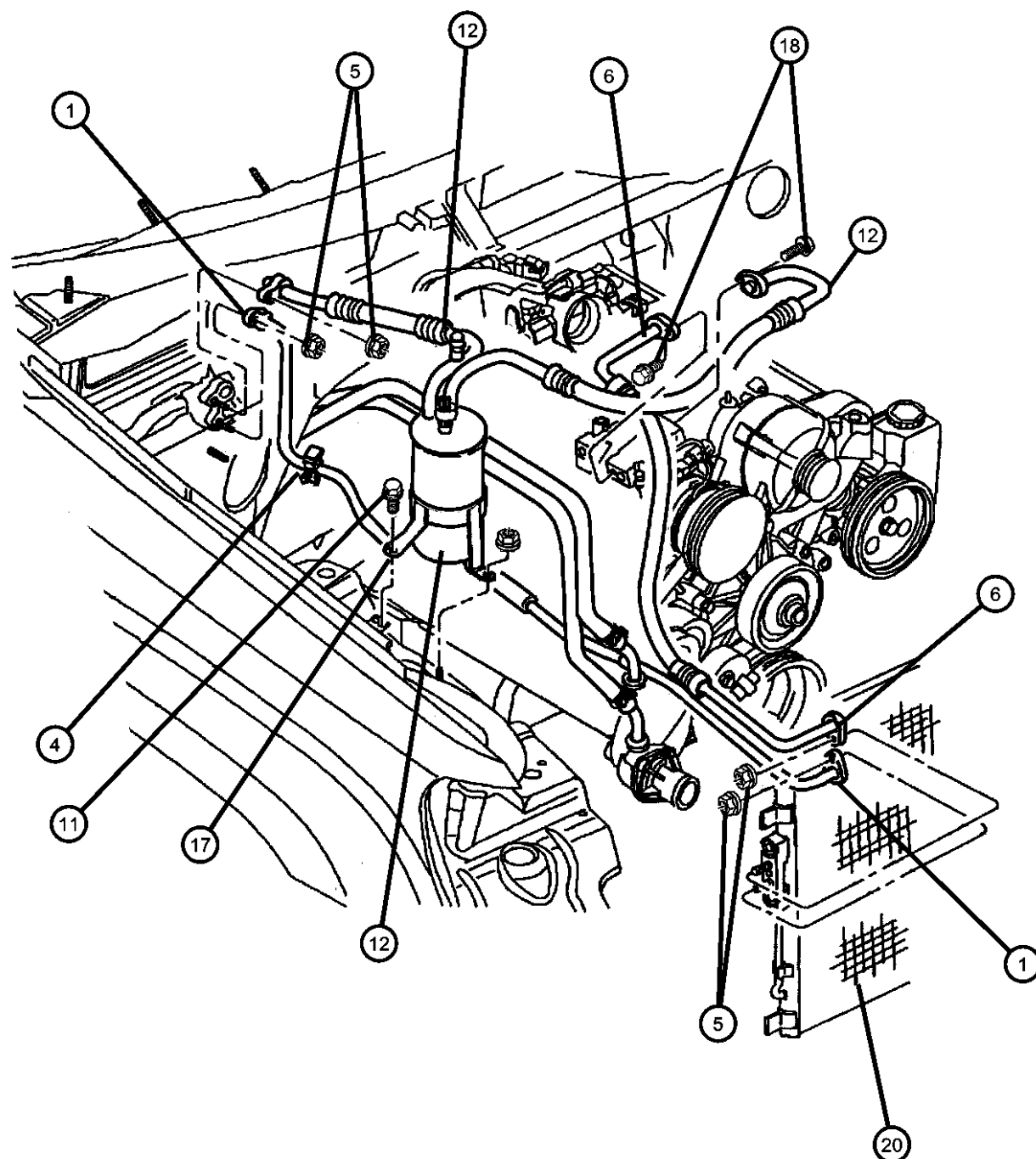
Accumulator, Condenser and Lines 3.1, 4.0L Engines  
Figure 24-250



ITEM	PART NUMBER	QTY	LINE	SERIES	BODY	ENGINE	TRANS	TRIM	DESCRIPTION
-15									O RING, Low Pressure Cutout Switc
	04728705	1	U			EX0			
		1	J			ER0			
-16									SWITCH, A/C Cycling
	04897613AA	1	U			EX0			
		1	J			ER0			
-17									VALVE CORE, Service Port
	05011346AA	1	J			ER0			
		1	U			EX0			
-18									CAP, A/C Charge Valve
	05015568AA	1	U			EX0			
		1	J			ER0			
19									BRACKET, Accumulator
	53054571AA	1	J			EX0			
		1	U			EX0			
20									SCREW, Hex Flange Head, M8x1.25x25.00
	06501648	1				EX0			
		1	J			ER0			
-21	55116446AA	1							LABEL, Refrigerant
22									CONDENSER, Air Conditioning
	55115918AB	1	J			ER0			
		1	U			EX0			
23	55117087	1				EX0			LINE, A/C Suction
-24									O RING, A/C Suction Line
	05012979AA	1	U			ER0			
		1				EX0			
-25									O RING, A/C Suction Line
	05012981AA	1	U			ER0			
		1				EX0			
-26	55035784	1				EX0			CLIP, Tube
-27	55035784	1							BOLT, .312-24x1.170, (NOT SERVICED)

AR = use ase required - = Non illustrated part

**Accumulator, Condenser and Lines 4.7L Engine**  
**Figure 24-255**

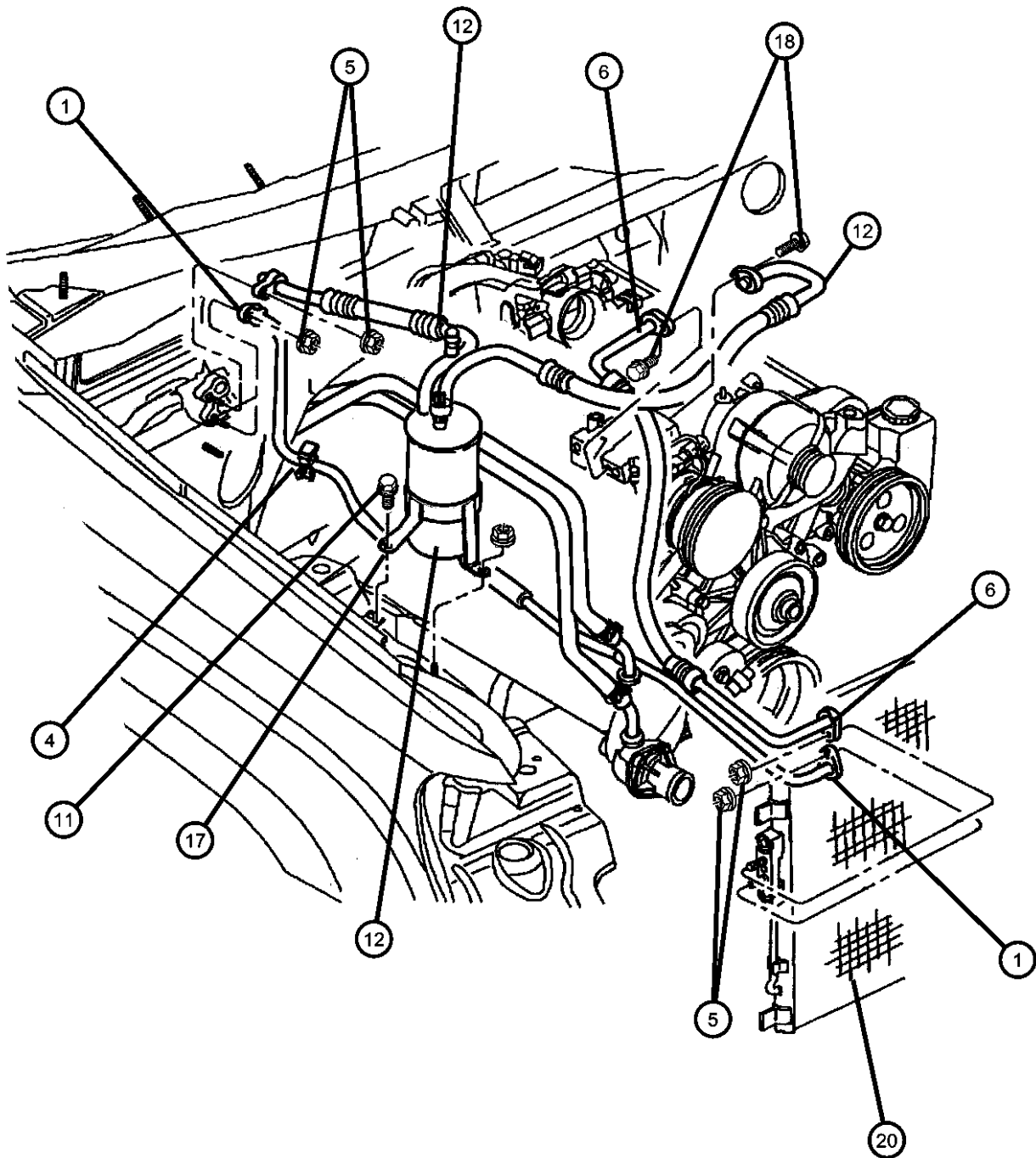


Note:  
 ER0 = All 4.0L 6 Cyl Gas Engines  
 EV0 = All 4.7L Gas Engines  
 EX0 = All 3.0/3.1L Turbo Diesel Engines

ITEM	PART NUMBER	QTY	LINE	SERIES	BODY	ENGINE	TRANS	TRIM	DESCRIPTION
1	55115914AD	1	J			ER0, EV0			LINE, A/C Liquid
	55116161AE	1	U			ER0, EV0			
-2	04796565	1	J			ER0, EV0			O RING, A/C Discharge Line
		1	U			ER0, EV0			
-3	05012980AA	1	J			ER0, EV0			O RING, A/C Liquid Line
		1	U			ER0, EV0			
4	55116339AA	1	J			ER0, EV0			RETAINER, A/C Supply Line
		1	U			ER0, EV0			
5	06101445	1				ER0, EV0			NUT AND WASHER, Hex Nut-Coned Washer, M8 x 1.25
6	55116512AA	1	U			EV0			LINE, A/C Discharge
	55116567AA	1	J			EV0			
-7	04796565	1	J			ER0, EV0			O RING, A/C Discharge Line
		1	U			ER0, EV0			
-8	01942389	2							O RING, A/C Liquid Line
-9	05011346AA	1	J			ER0			VALVE CORE, Service Port
		2	U			ER0			
-10	04897617AA	1	J			ER0			SWITCH, A/C High Pressure Cut Off
		1	U			ER0			
11	06502064	6							SCREW, Tapping, M6x1x20
12	55115909AC	1	U			ER0, EV0			ACCUMULATOR, Suction Line
	55115911AD	1	J			EV0			
-13	05012979AA	1	U			ER0, EV0			O RING, A/C Suction Line
		1	J			EV0			
-14	04728705	1	U			ER0, EV0			O RING, Low Pressure Cutout Switc
		1	J			EV0			

AR = use ase required - = Non illustrated part

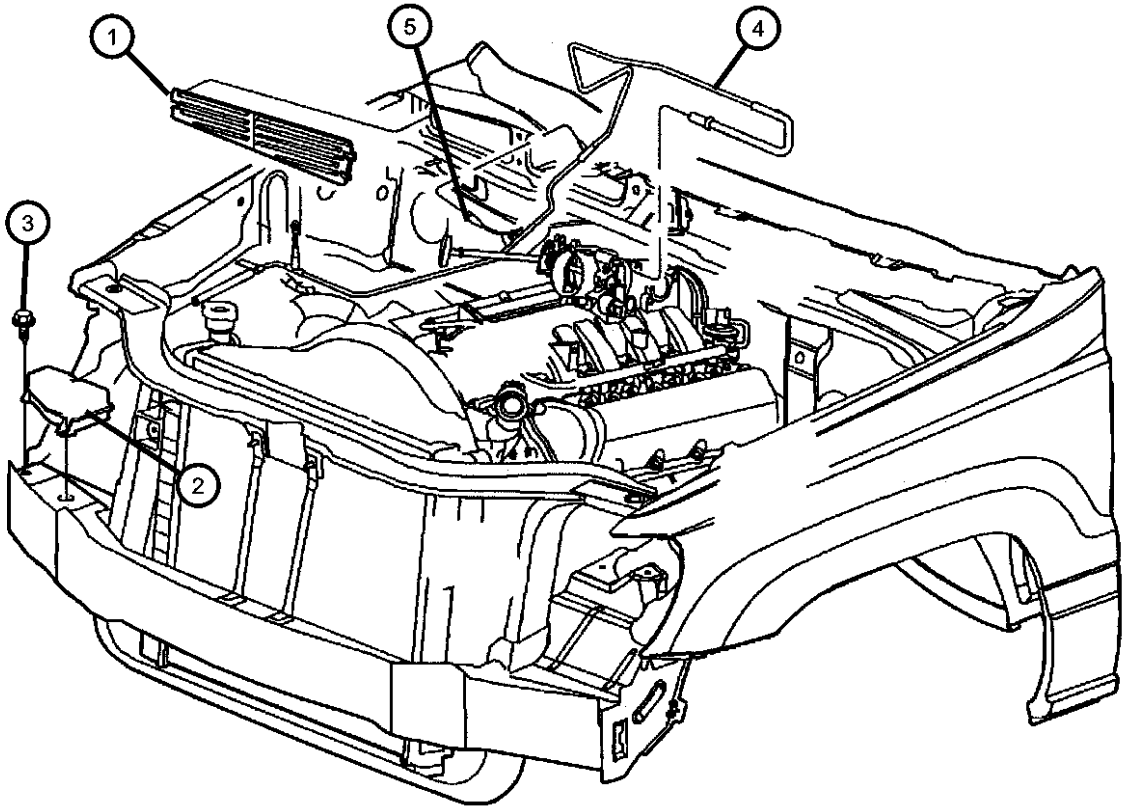
Accumulator, Condenser and Lines 4.7L Engine  
Figure 24-255



ITEM	PART NUMBER	QTY	LINE	SERIES	BODY	ENGINE	TRANS	TRIM	DESCRIPTION
-15	04897613AA	1	J			EV0			SWITCH, A/C Cycling
		1	U			ER0, EV0			
-16	05011346AA	1	J			EV0			VALVE CORE, Service Port
		1	U			ER0, EV0			
17	05012985AA	1	U			ER0, EV0			BRACKET, Accumulator
	05012986AA	1	J			EV0			
18	06501648	1				EX0			SCREW, Hex Flange Head, M8x1.25x25.00
-19	55116446AA	1							LABEL, Refrigerant
20	55115918AB	1	J			EV0			CONDENSER, Air Conditioning
		1	U			EV0			
-21	05066689AA	1	U			EV0			VALVE, A/C pressure Transducer
-22	05066665AA	1	U			EV0			TRANSDUCER, Pressure Sensor

AR = use ase required - = Non illustrated part

Hevac Vacuum Engine Lines and Controls  
Figure 24-260



ITEM	PART NUMBER	QTY	LINE	SERIES	BODY	ENGINE	TRANS	TRIM	DESCRIPTION
Note: Sales Code ER0 = 4.0 L Engine									
Note: Sales Code EX0 = 3.1 L Engine									
Note: Sales Code EV0 = 4.7 L Engine									
1									BAFFLE, Air
	55115885	1	J						
	55115886	1	U						
2	55115899	1				ER0, EV0			RESERVOIR, Vacuum
3	55115899	1							SCREW, Hex Flange Head Tapping, M4.8 x 1.59 x 14.00, (NOT SERVICED)
4									VACUUM HARNESS, Heater and A/C
	55115900AC	1	J			EV0			
	55115901AC	1	J			ER0			
	55116158AB	1	J			EX0			
	55116489AB	1	U			EV0			
	55116490AB	1	U			ER0			
5	03580172	1							CAP, Vacuum

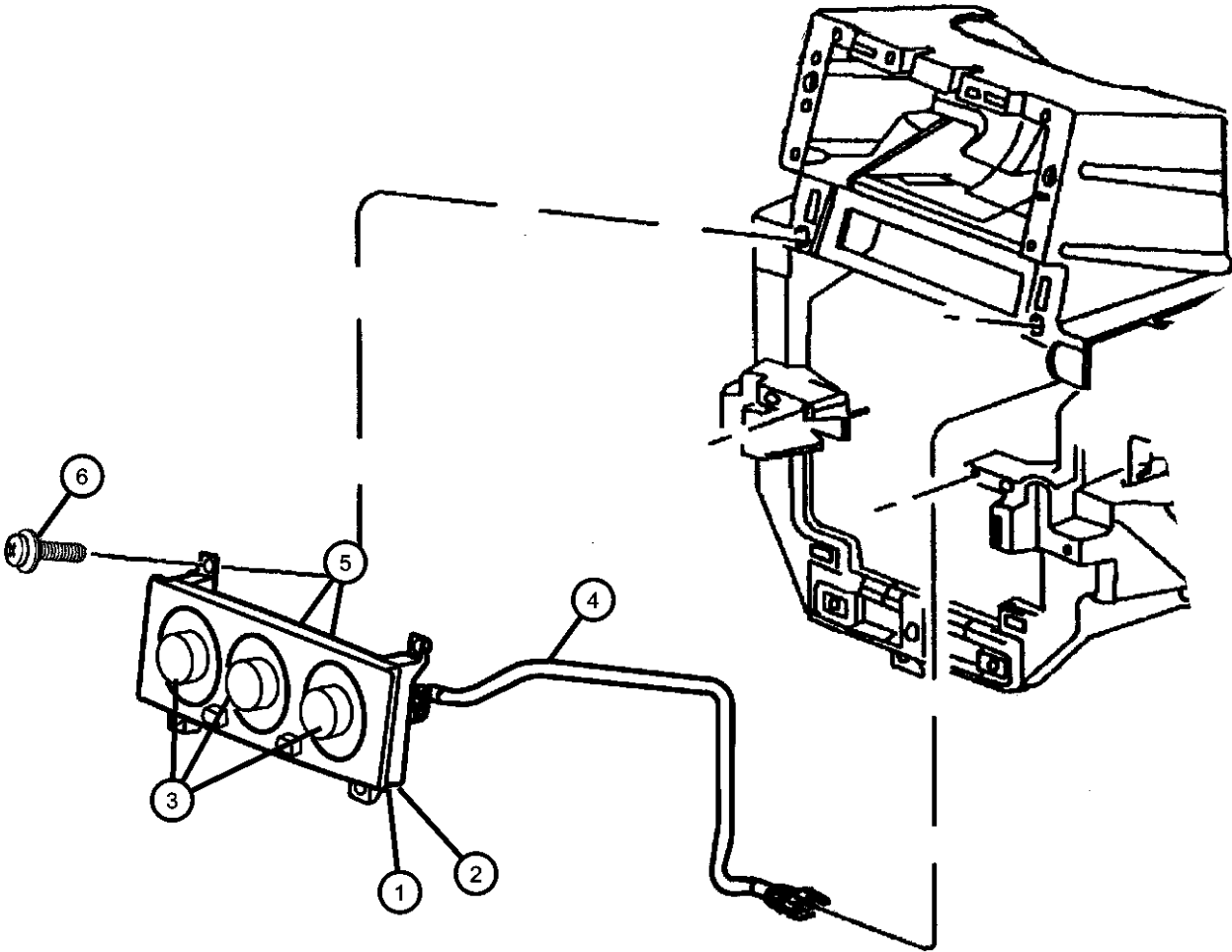
AR = use ase required - = Non illustrated part

Control, Heater and Air Conditioner  
Figure 24-330

ITEM	PART NUMBER	QTY	LINE	SERIES	BODY	ENGINE	TRANS	TRIM	DESCRIPTION
------	-------------	-----	------	--------	------	--------	-------	------	-------------

Note: Sales Code HAA = Air Conditioning  
Note: Sales Code HAF = Auto Temp Control

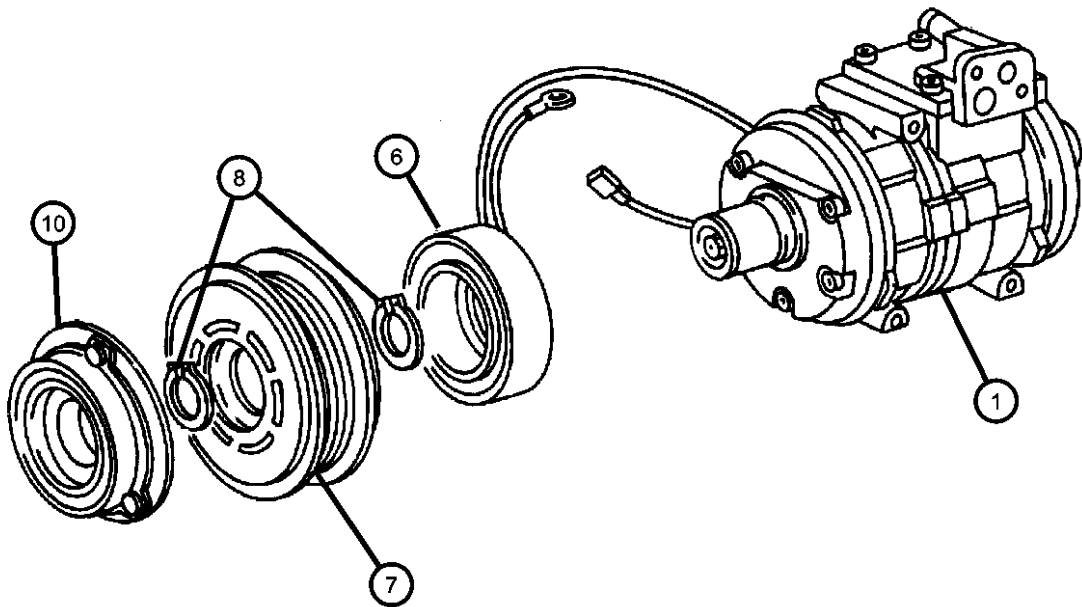
1	55115904	1							CONTROL, A/C And Heater
2	55115903AC	1							CONTROL, Auto Temp Control
3	05012976AA	2							KNOB, ATC Control
4	05012977AA	1							HARNESS, A/C And Heater Vacuum
5	05013123AA	4							BULB, Heater and A/C Control
6	06101946	3							SCREW, Tapping



AR = use ase required - = Non illustrated part

Compressor, Air Conditioning 4.0L Engine  
Figure 24-410

ITEM	PART NUMBER	QTY	LINE	SERIES	BODY	ENGINE	TRANS	TRIM	DESCRIPTION
Note: ER0 = All 4.0L 6 Cyl Gas Engines EV0 = All 4.7L Gas Engines									
1	55117244AA	1				ER0			COMPRESSOR, Air Conditioning
-2	05014413AA	1				ER0			MANIFOLD KIT, A/C Compressor
-3	04728854	1				ER0			SEAL, Manifold To Compressor
-4	55116423AA	1				ER0			BOLT, A/C Line Mounting
-5	05264457	1				EV0			BOLT KIT, A/C Compressor Manifold
6	05003681AA	1				ER0			COIL, Air Conditioning Clutch
7	05016376AA	1				ER0			PULLEY, A/C Compressor
8	05264454	1				ER0			SNAP RING KIT, A/C Clutch
-9	82300102	1				EV0			LUBRICANT, Oil, 75w90
10	05014415AA	1				ER0			CLUTCH, A/C Compressor

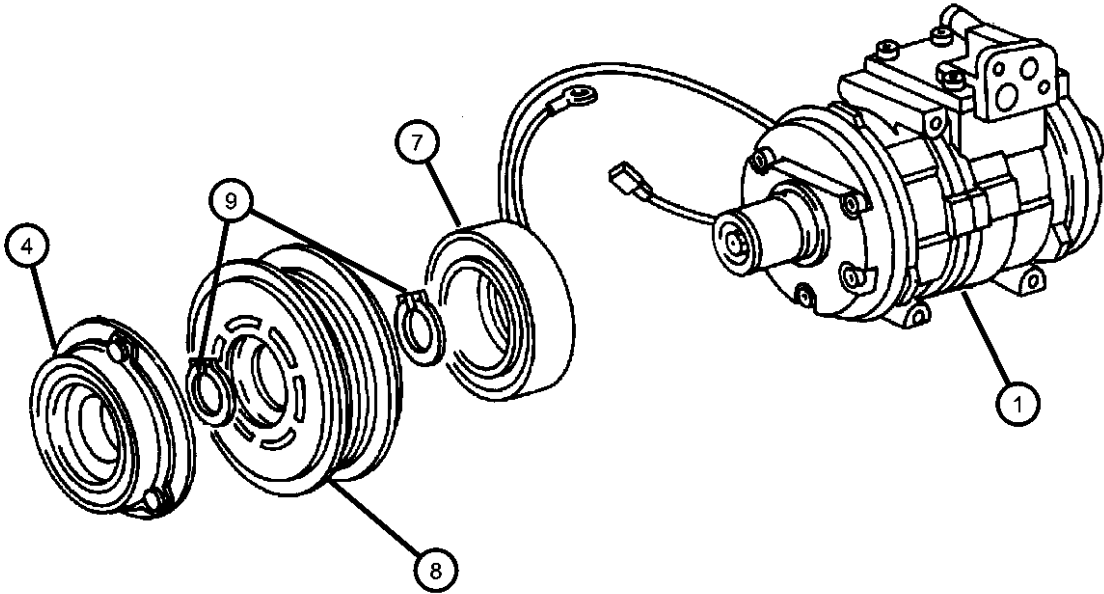


AR = use ase required - = Non illustrated part



Compressor, Air Conditioning 4.7L Engine  
Figure 24-420

ITEM	PART NUMBER	QTY	LINE	SERIES	BODY	ENGINE	TRANS	TRIM	DESCRIPTION
Note: Sales Code EV0 = 4.7 L Engine									
1	55116906AA	1				EV0			COMPRESSOR, Air Conditioning
-2	05014414AA	1				EV0			MANIFOLD KIT, A/C Compressor
-3	04728854	1				EV0			SEAL, Manifold To Compressor
4	05014416AA	1				EV0			CLUTCH OVERHAUL KIT, A/C Compressor
-5	55116423AA	1				EV0			BOLT, A/C Line Mounting
-6	05264457	1				EV0			BOLT KIT, A/C Compressor Manifold
7	05003681AA	1				EV0			COIL, Air Conditioning Clutch
8	05016376AA	1				EV0			PULLEY, A/C Compressor
9	05264454	1				EV0			SNAP RING KIT, A/C Clutch
-10	82300102	1				EV0			LUBRICANT, Oil, 75w90



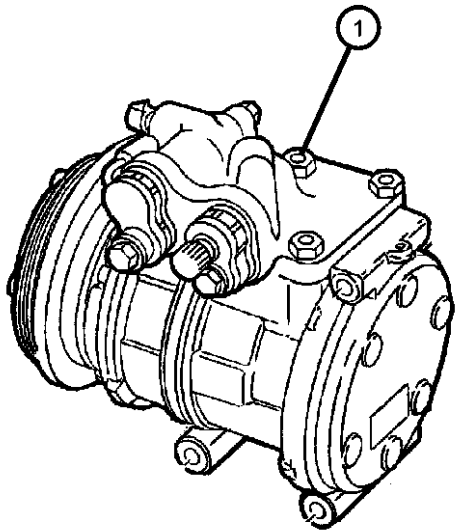
AR = use ase required - = Non illustrated part

Compressor, Air Conditioning 3.1L Engine  
Figure 24-430

ITEM	PART NUMBER	QTY	LINE	SERIES	BODY	ENGINE	TRANS	TRIM	DESCRIPTION
------	----------------	-----	------	--------	------	--------	-------	------	-------------

Note: Sales Code EX0 = 3.1 L Engine

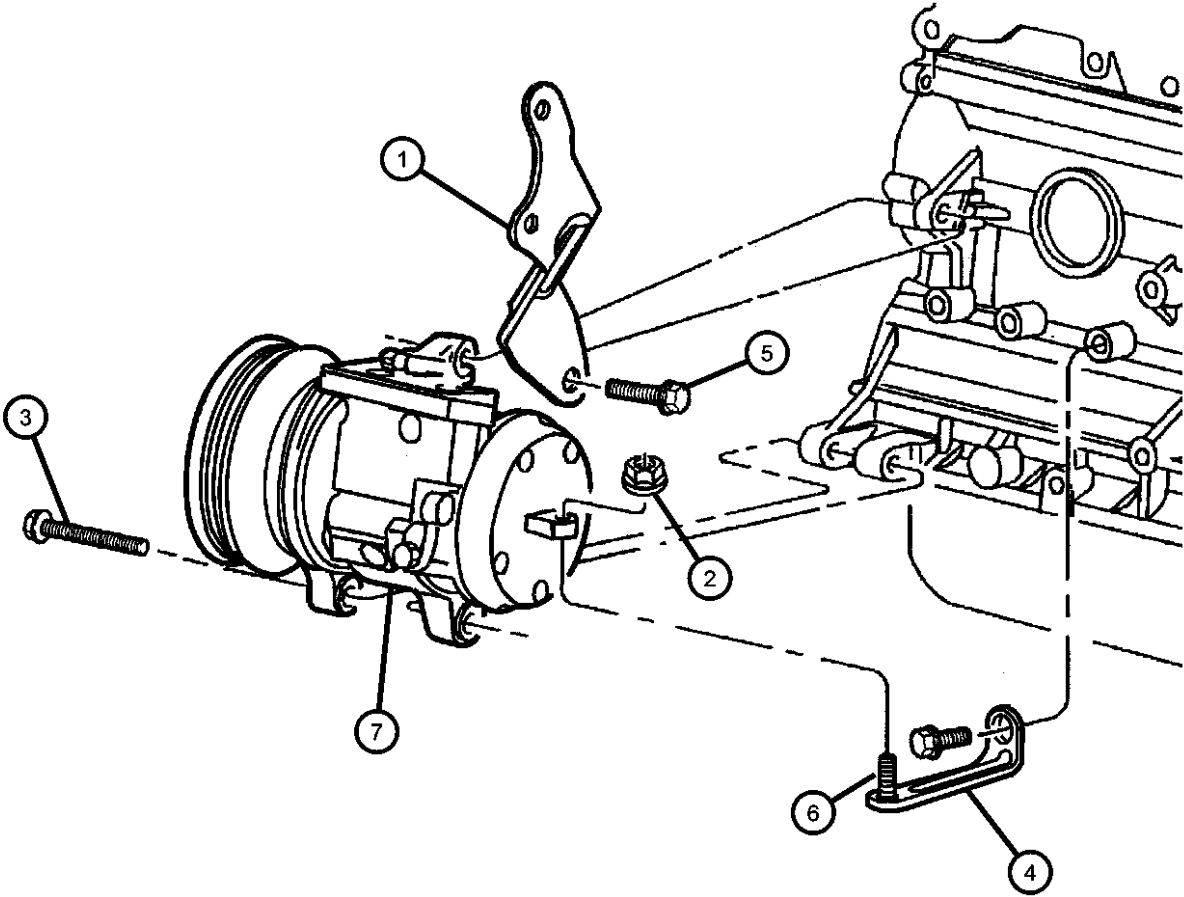
1	05015042AA	1				EX0			COMPRESSOR, Air Conditioning
---	------------	---	--	--	--	-----	--	--	------------------------------



AR = use ase required - = Non illustrated part

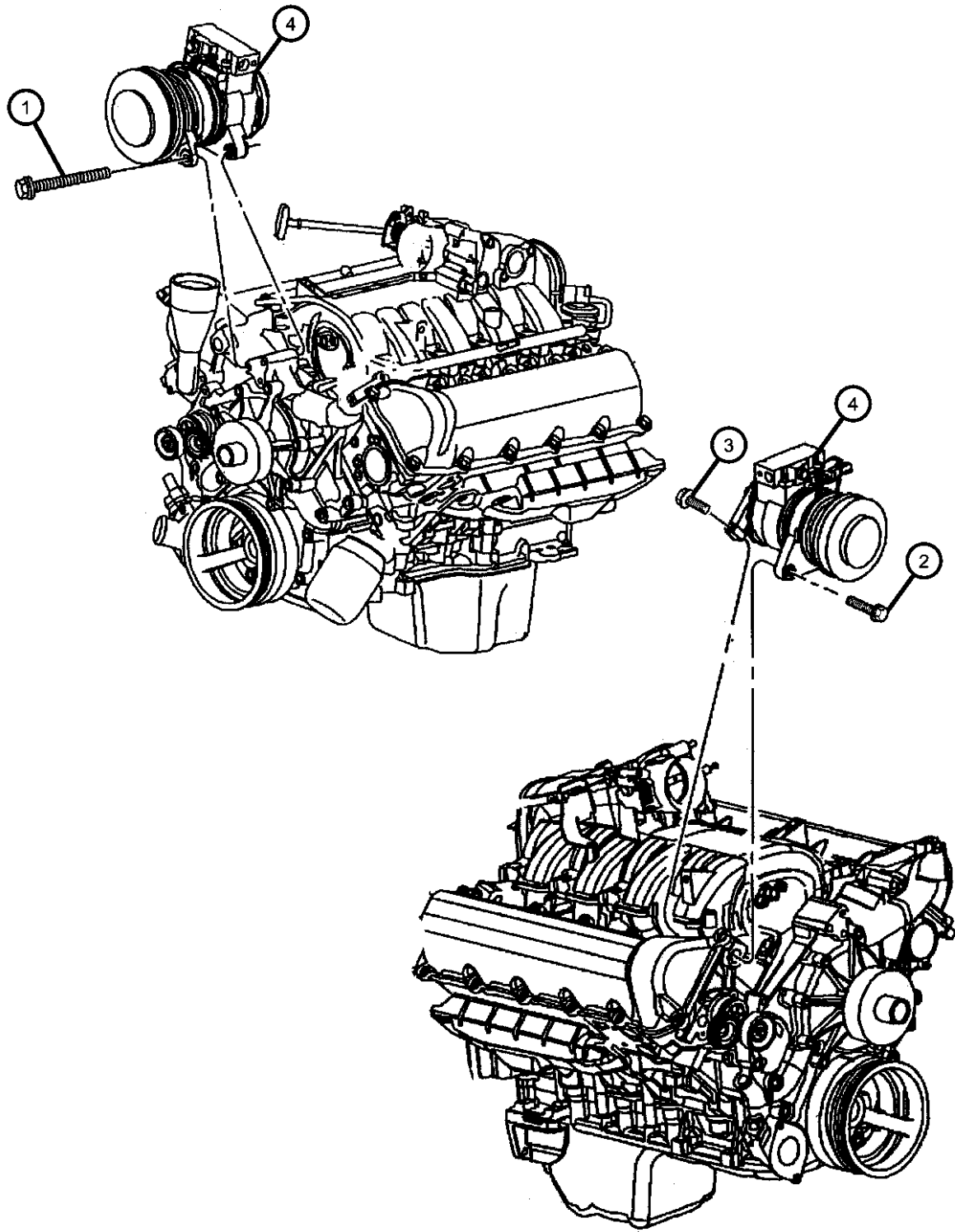
Compressor, Mounting 4.0L Engine  
Figure 24-510

ITEM	PART NUMBER	QTY	LINE	SERIES	BODY	ENGINE	TRANS	TRIM	DESCRIPTION
Note: ER0 = All 4.0L 6 Cyl Gas Engines EV0 = All 4.7L Gas Engines									
1	04854157	1				ER0			BRACE, Power Steering Pump
2	06101695	4							NUT, Hex Flange Lock, M8x1.25
3	06504344	1				ER0			SCREW AND WASHER, Hex Head
4	53013053AA	1				ER0			BRACE, A/C Compressor
5	06101985	5				EV0			SCREW AND WASHER, M10x1.50x45.00
6	06101985	5							SCREW AND WASHER, Hex Head, (NOT SERVICED)
7	55117244AA	1				ER0			COMPRESSOR, Air Conditioning



AR = use ase required - = Non illustrated part

Compressor, Mounting 4.7L Engine  
Figure 24-520



ITEM	PART NUMBER	QTY	LINE	SERIES	BODY	ENGINE	TRANS	TRIM	DESCRIPTION
Note:									
EV0 = All 4.7L Gas Engines									
EX0 = All 3.0/3.1L Turbo Diesel Engines									
1	00154877AA	2				EX0			SCREW AND WASHER, Hex Head
2	06101985	5				EV0			SCREW AND WASHER, M10x1.50x45.00
3	06102047AA	6				EV0			SCREW, Hex Head, M8x1.25x50
4	55116906AA	1				EV0			COMPRESSOR, Air Conditioning

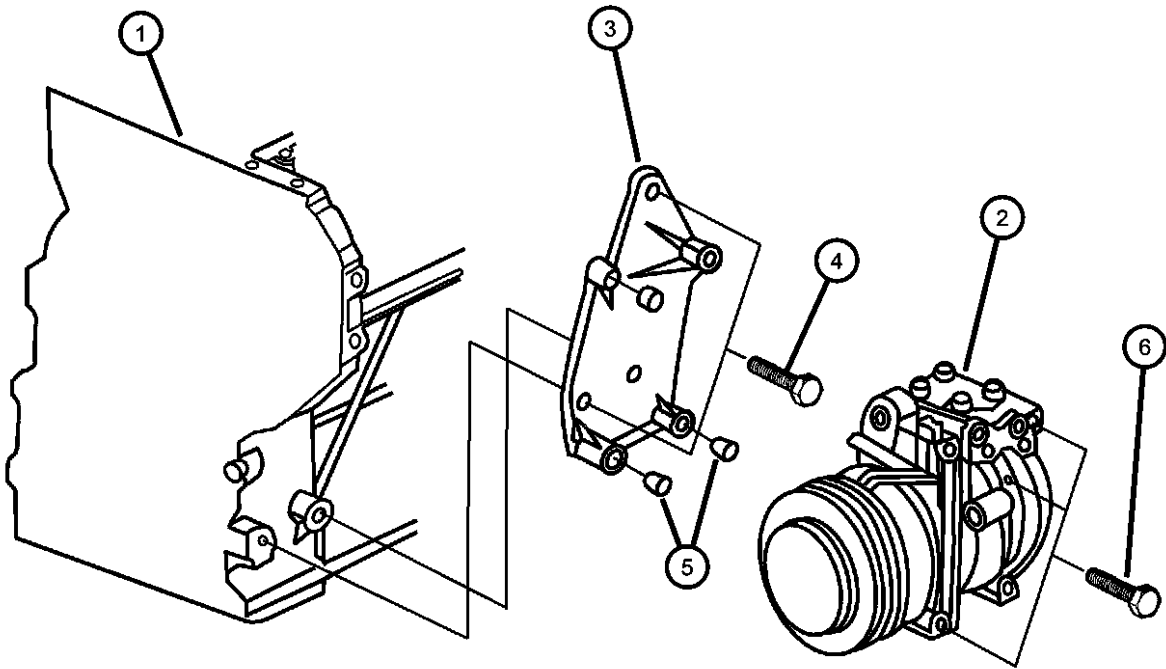
AR = use ase required - = Non illustrated part

Compressor Mounting (EXA) 3.1L Turbo Diesel Engin  
Figure 24-530

ITEM	PART NUMBER	QTY	LINE	SERIES	BODY	ENGINE	TRANS	TRIM	DESCRIPTION
------	----------------	-----	------	--------	------	--------	-------	------	-------------

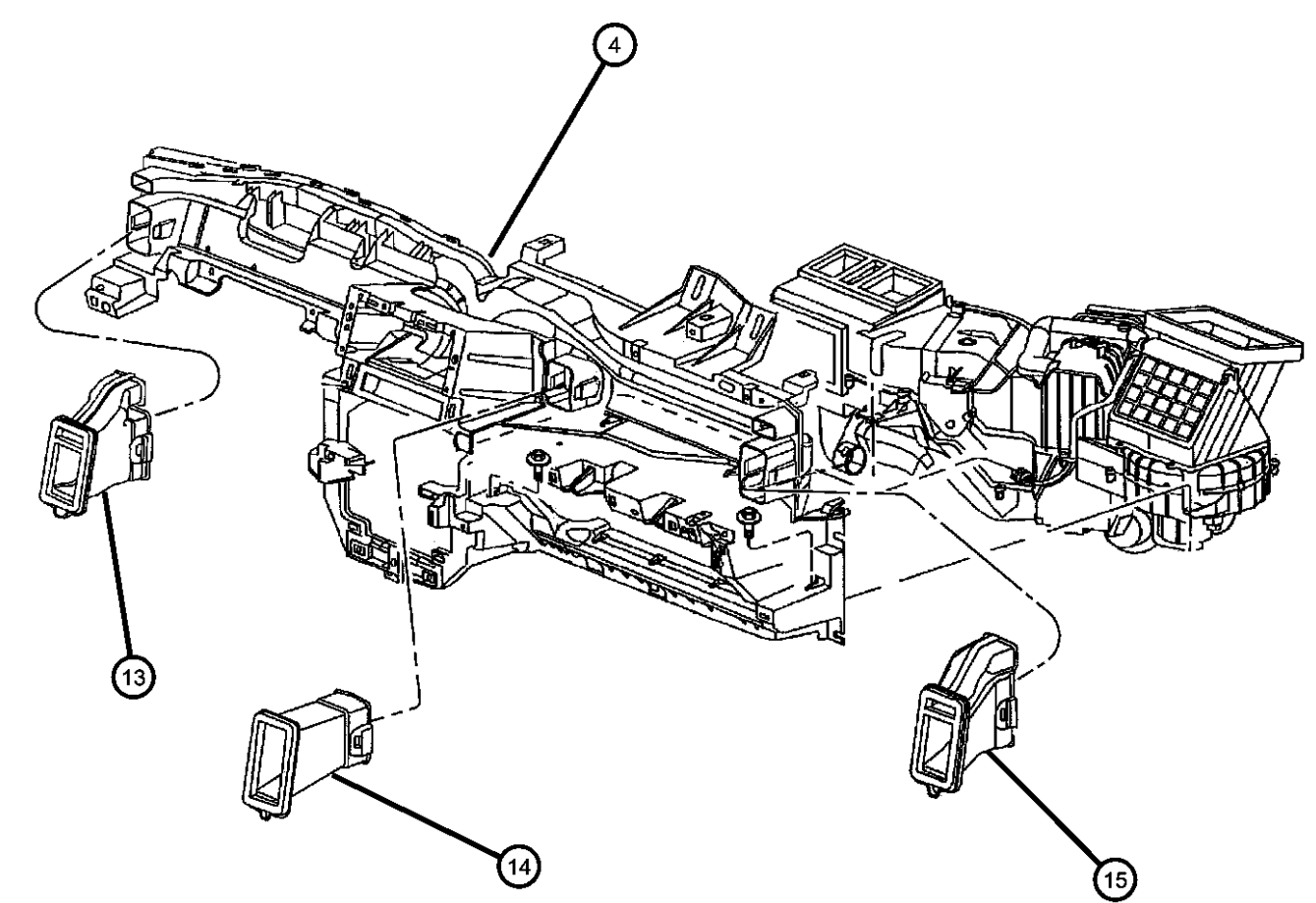
NOTE:  
Sales Codes:  
[DG0]=All Automatic Transmissions  
[EX0]=All 3.1L Turbo Diesel Engines

1	55116906AA	1							ENGINE, Complete, (NOT SERVICED)
2	05015042AA	1				EX0			COMPRESSOR, Air Conditioning
3	05015041AB	1				EX0			BRACKET, A/C Compressor
4	05015074AA	1				EX0			BOLT
5	05072767AA	2				EX0			SPACER
6	05015043AA	4				EX0			BOLT



AR = use ase required - = Non illustrated part

Air Ducts and Outlets  
Figure 24-610

	ITEM	PART NUMBER	QTY	LINE	SERIES	BODY	ENGINE	TRANS	TRIM	DESCRIPTION
	-1	55116041	1							BRACKET, Instrument Panel, Steering Column Support
	-2	06101442	4	U						U-NUT, M6 x 1.00, M6x1.00
	-3	06102141AA	5							SCREW, M6x1x25
	4	55116295AC	1	U						DUCT, Instrument Panel, Structural
	-5									CLIP, .453Wx.528LGx.017THK
		06034319	2	J						
			2	U						
	-6									CLIP, Push, .164-7.5
		06034833	12	J						
			12	U						
	-7	55116391AA	1							BRACKET, Instrument Panel, C/Channel Cover
	-8	06101946	3							SCREW, Tapping
	-9	55116418AA	1	U						BRACKET, Instrument Panel, Courtesy Lamp
	-10	55116041	1							BRACKET, Instrument Panel, Center to Floor
	-11	55116041	1							SCREW, Self Tapping, M6x1x15, (NOT SERVICED)
	-12	55116014	1	J						DUCT, Defroster
	13	55116287AB	1							DUCT, Instrument Panel
	14									DUCT, Instrument Panel
		55116285AA	1	J						
		55116439AA	1	U						
	15	55116286AB	1							DUCT, Instrument Panel

AR = use ase required - = Non illustrated part

Group - 25

Emission Systems

Group - 25 Emission Systems

Illustration Title

Group-Fig. No.

Emission Labels

Emission Labels, 4.0 (ERH), 4.7 (EVA).....Fig. 25 - 110

EGR System

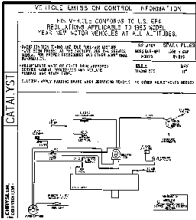
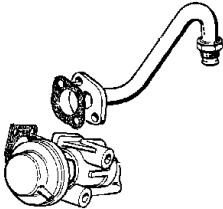
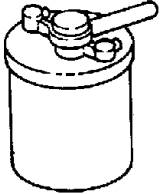
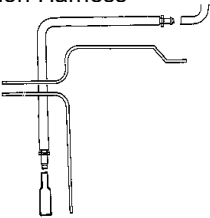
EGR, System .....Fig. 25 - 210

Vacuum Canister

Vacuum Canister, 4.0 (ERH), 4.7 (EVA).....Fig. 25 - 310

Emission Harness

Emission Control Vacuum Harness, 4.0 (ERH), 4.7 (EVA).....Fig. 25 - 410

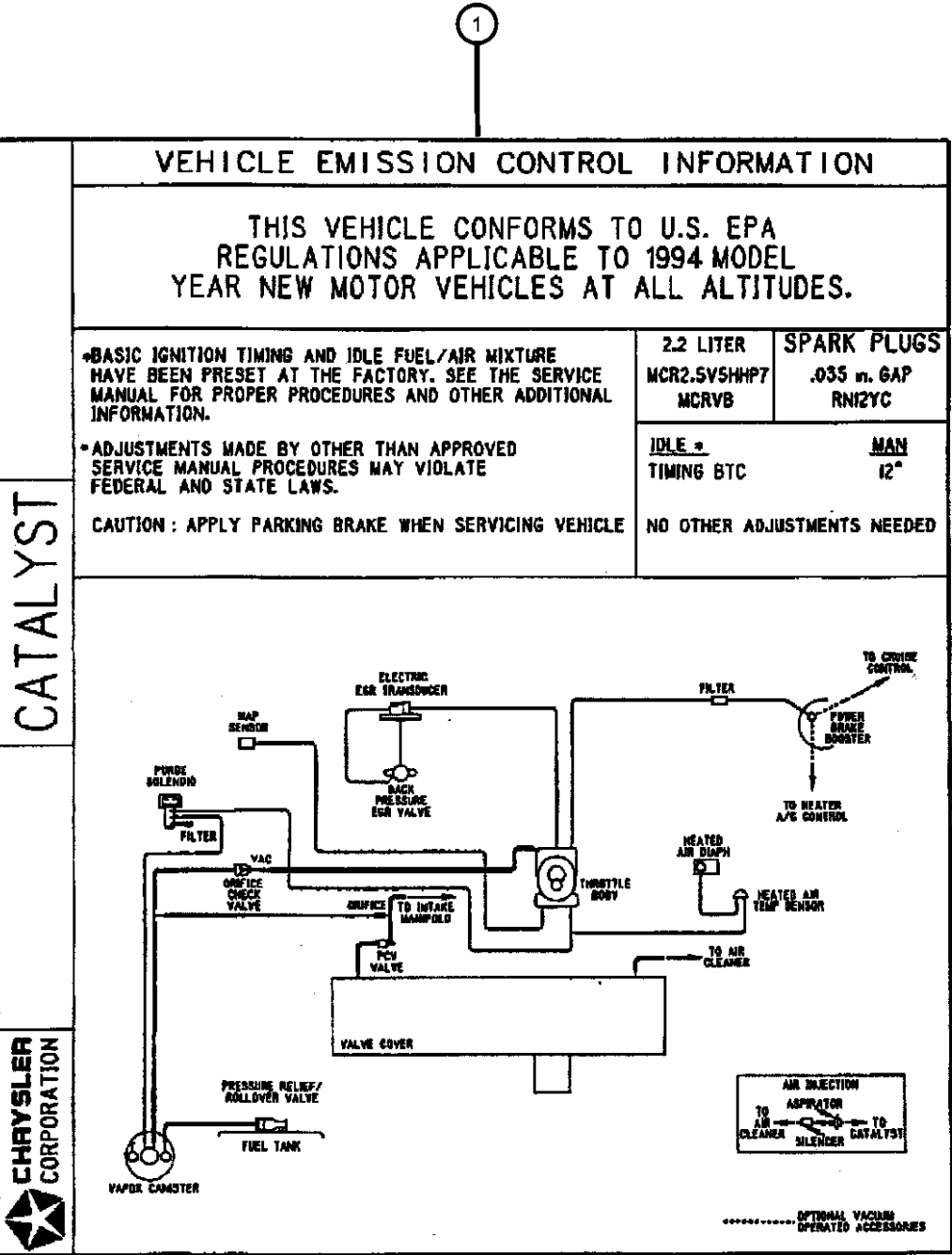
<div><div>025-100</div><div>Emission Labels</div><div></div></div>	<div><div>025-200</div><div>EGR System</div><div></div></div>	<div><div>025-300</div><div>Vacuum Canister</div><div></div></div>	<div><div>025-400</div><div>Emission Harness</div><div></div></div>
---	--	--	--

Emission Labels, 4.0 (ERH), 4.7 (EVA)  
Figure 25-110

ITEM	PART NUMBER	QTY	LINE	SERIES	BODY	ENGINE	TRANS	TRIM	DESCRIPTION
------	-------------	-----	------	--------	------	--------	-------	------	-------------

Note:  
ERH = 4.0L Power Tech I-6  
ER0 = All 4.0L 6 Cyl Gas Engines  
EVA = 4.7L Power Tech V8 Engine  
EV0 = All 4.7L Gas Engines  
EX0 = All 3.0/3.1L Turbo Diesel Engines

1									LABEL, Emission
	53013445AB	1				EV0			
	53013459AA	1				ER0			
	53014004AA	1	J			EX0			

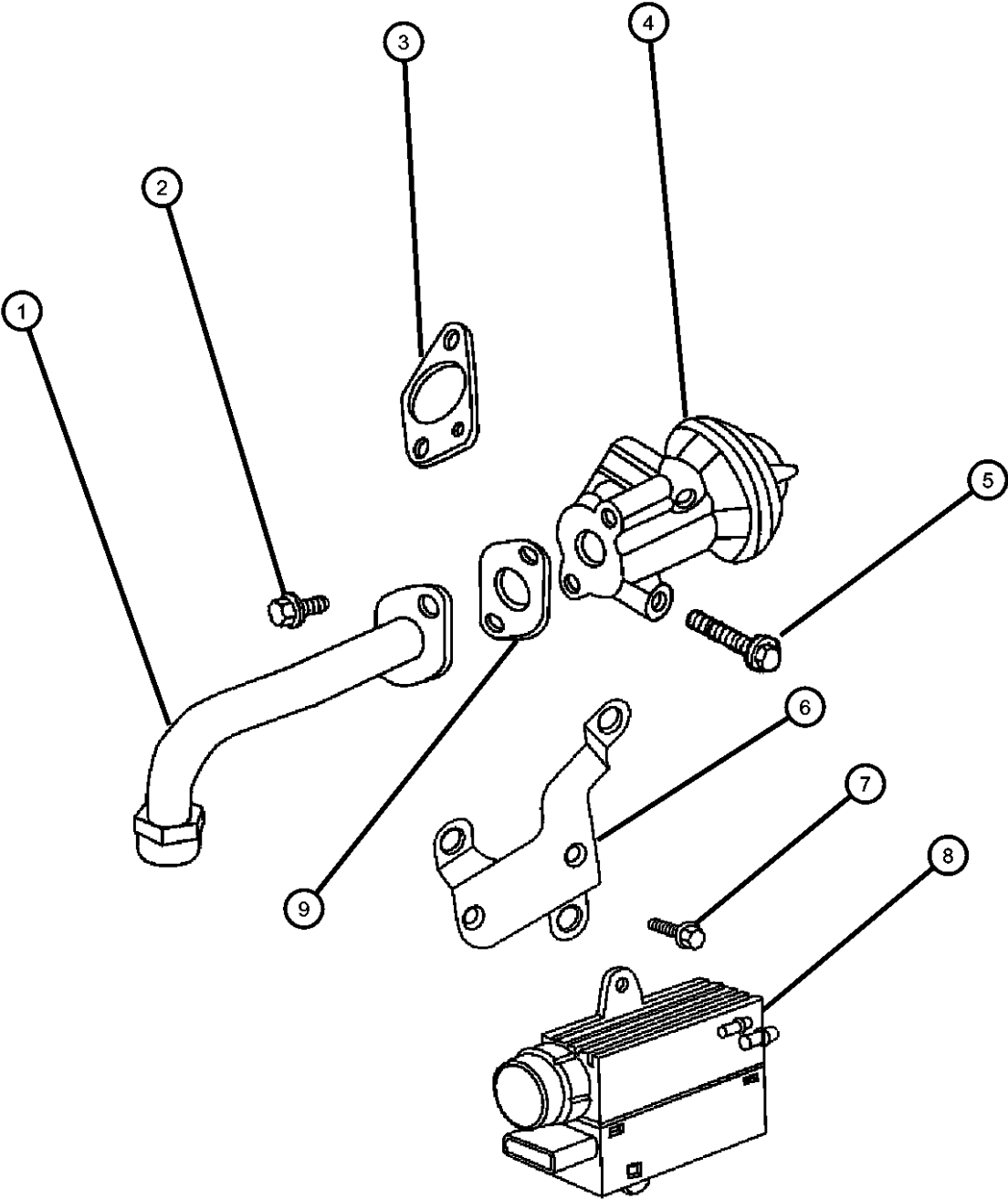


AR = use ase required - = Non illustrated part



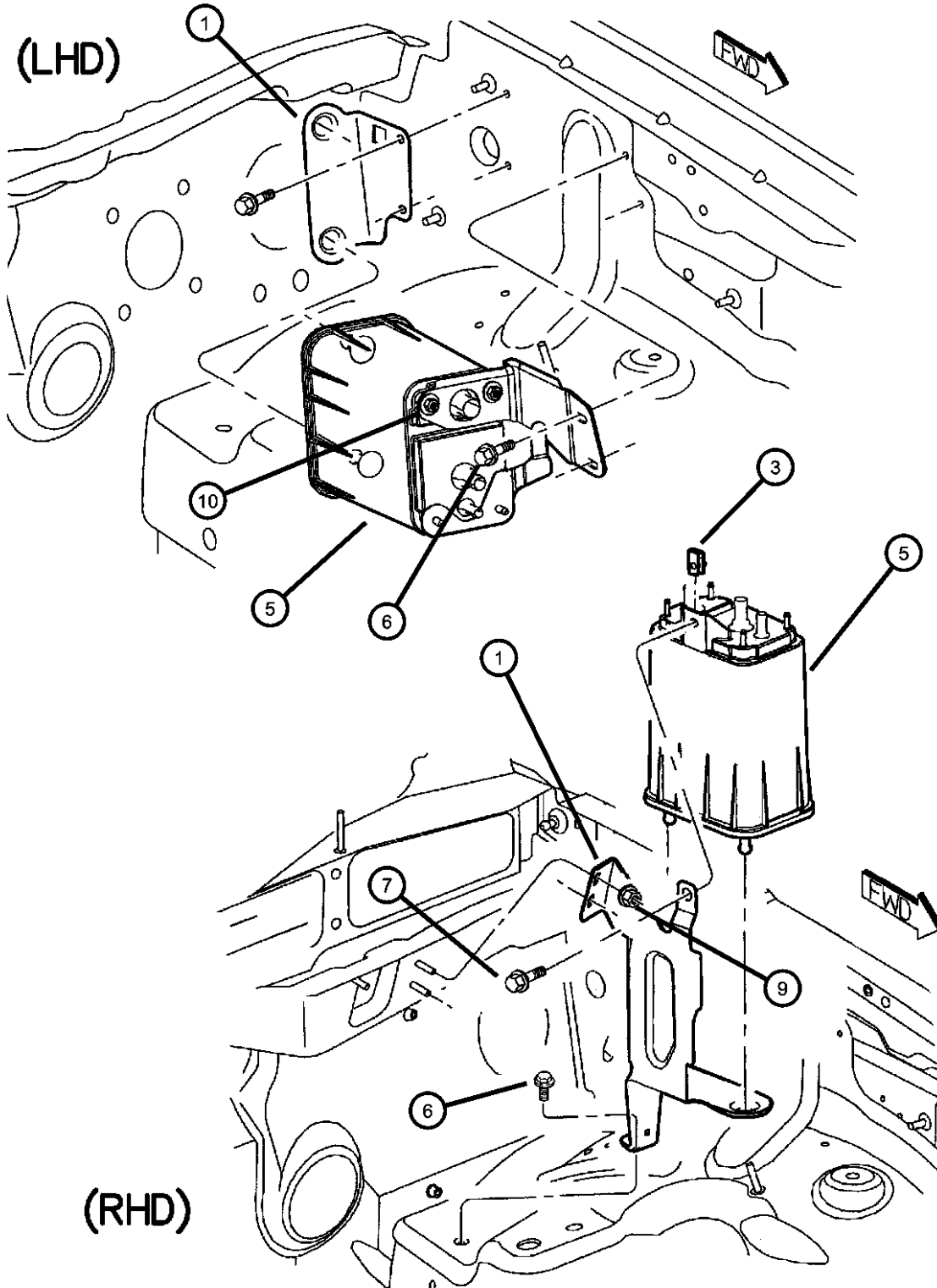
EGR, System  
Figure 25-210

ITEM	PART NUMBER	QTY	LINE	SERIES	BODY	ENGINE	TRANS	TRIM	DESCRIPTION
1	05015069AA	1				EX0	DG0		TUBE, EGR
2	04864537	3				EX0	DG0		BOLT, 8Mx20
3	05017196AA	1				EX0	DG0		GASKET, EGR Tube
4	04720662	1				EX0	DG0		VALVE, EGR
5	05015070AA	2				EX0	DG0		BOLT
6	04854158	1				EX0			BRACKET
7	06101949	3				EX0			SCREW
8	53013147AA	1				EX0			MODULATOR, Vacuum Electric
9	04720208	1				EX0	DG0		GASKET, EGR Tube Flange



AR = use ase required - = Non illustrated part

**Vacuum Canister, 4.0 (ERH), 4.7 (EVA)**  
**Figure 25-310**



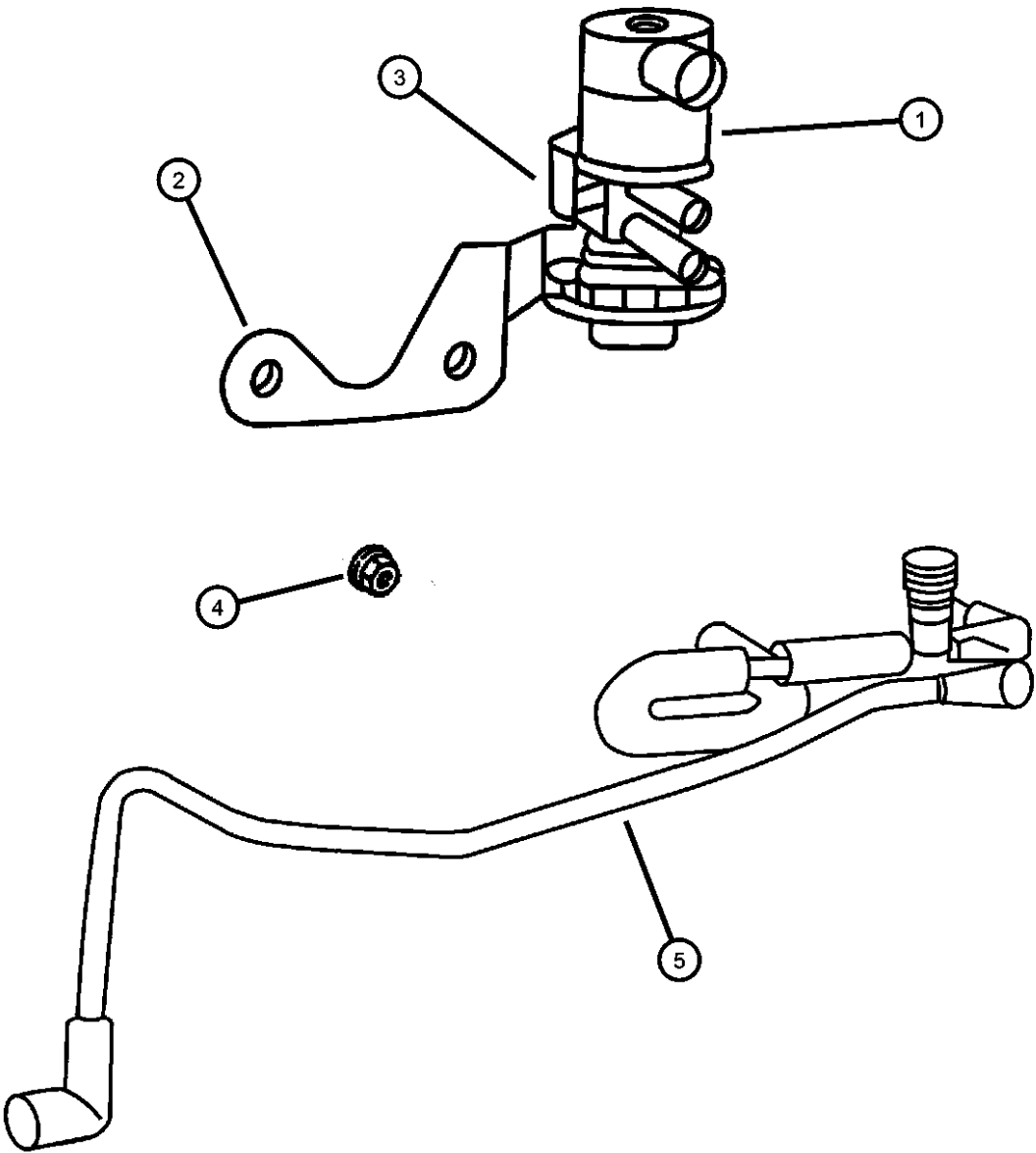
Note:

DGK = 4 Speed Automatic Transmission 42RE  
 DGW = 4 Speed Automatic Transmission 44RE  
 ERH = 4.0L Power Tech I-6  
 ER0 = All 4.0L 6 Cyl Gas Engines  
 EVA = 4.7L Power Tech V8 Engine  
 EV0 = All 4.7L Gas Engines  
 NAB=Leaded Fuel Emissions  
 NA3=European III Emissions

ITEM	PART NUMBER	QTY	LINE	SERIES	BODY	ENGINE	TRANS	TRIM	DESCRIPTION
1									BRACKET, Vapor Canister
	04854159AB	1	J			ER0, EV0			With Sales Code [NA3]
	53013065AB	1	J			ER0, EV0			With Sales Code [NAB]
	53013067AA	1	U			ER0, EV0			With Sales Code [NAB]
	53013169AB	1	U			ER0, EV0			With Sales Code [NA3]
-2									GROMMET, Air Cleaner Bracket
	04669177	2	U			ER0, EV0			
		2	J			ER0, EV0			
3									U-NUT, .25-20
	06034671	1	J			ER0, EV0			
		1	U			ER0, EV0			
-4	06101442	1	U			ER0, EV0			U-NUT, M6 x 1.00, M6x1.00
5									CANISTER, Vapor
	04854208AE	1	J			ER0, EV0			With Sales Code [NA3]
	53013628AA	1				ER0, EV0			With Sales Code [NAB]
	53030838	1	U			ER0, EV0			With Sales Code [NA3]
6	06505815AA	1							SCREW, Canister Bracket To Body
7	06101939	1	U			ER0, EV0			SCREW AND WASHER, Hex Head, M6x1x30, Canister To Bracket
-8	00154566	1				ER0, EV0			SCREW AND WASHER, Hex Head, .25-20x1.625, Canister To Bracket
9	06101447	2	U			ER0, EV0			NUT, Bracket To Body
10	06100048	1					DGK, DGW		NUT, Hex, M6x1.00, Vapor Canister

AR = use ase required - = Non illustrated part

Emission Control Vacuum Harness, 4.0 (ERH), 4.7 (EVA)  
Figure 25-410



ITEM	PART NUMBER	QTY	LINE	SERIES	BODY	ENGINE	TRANS	TRIM	DESCRIPTION
NOTE: Sales Codes: ER0=All 4.0L Engines EV0=All 4.7L Engines NAC=European II Emissions NAB=Leaded Fuel Emissions NA3=European III Emissions									
1	04669475AB	1	U			ER0, EV0			SOLENOID, Duty Cycle Purge
		1	J			ER0, EV0			
2	53013158AA	1	J			ER0, EV0			BRACKET, Duty Cycle Purge Solenoid
	53013159AA	1	U			ER0, EV0			With Sales Code [NAC]
	53013211AA	1	U			ER0, EV0			With Sales Code [NAB]
	56022716AA	1	J			ER0, EV0			With Sales Code [NA3]
		1	U			ER0, EV0			Isolation
						ER0, EV0			Isolation
3	53030987	1	U			ER0, EV0			BUSHING, Isolator
		1	J			ER0, EV0			
4	06100048	2				ER0, EV0			NUT, Hex, M6x1.00
5	04854100	1	J			ER0			HARNESS, Vapor Purge
	04854105	1	J			EV0			With Sales Code [NA3]
	53013173AB	1	U			EV0			With Sales Code [NA3]
	53013228AA	1	U			ER0			With Sales Code [NAB & NAC]
	53013229AA	1	J			EV0			With Sales Code [NAB]
	53013230AB	1	U			EV0			With Sales Code [NAB]
	53013327AB	1	J			ER0			With Sales Code [NAB & NAC]
-6	53013254AB	1	U			ER0			HARNESS, Vapor, With Sales Code [NA3]
-7	04591090	1	J			ER0			PORT, Emission Testing

AR = use ase required - = Non illustrated part

# Group - DWG

## Doors and Related Parts

### Group - DWG Doors and Related Parts

Illustration Title

Group-Fig. No.

#### Front Door

Door,Front Shell and Hinges .....	Fig. DWG - 110
Door,Front Glass and Regulator .....	Fig. DWG - 120
Door,Front Lock and Control .....	Fig. DWG - 130

#### Rear Door

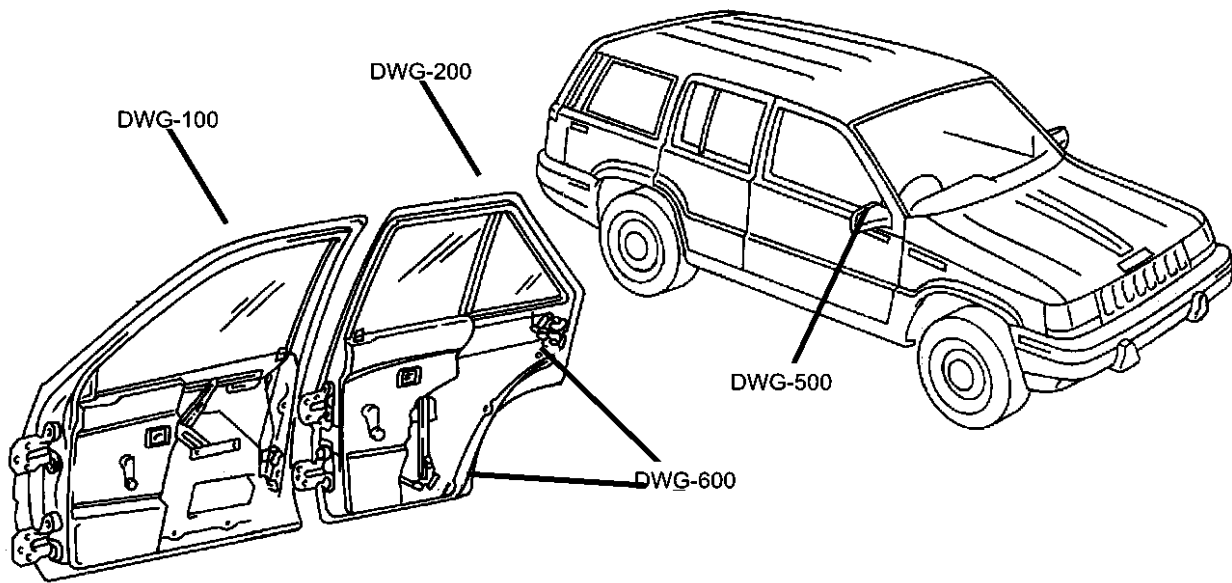
Door,Rear Shell and Hinges.....	Fig. DWG - 210
Door,Rear Glass and Regulators .....	Fig. DWG - 220
Door,Rear Lock and Controls .....	Fig. DWG - 230


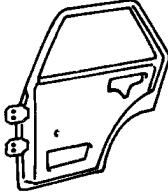
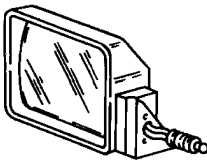
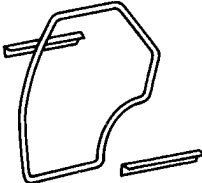
#### Exterior Mirror

Mirrors,Exterior .....	Fig. DWG - 510
------------------------	----------------

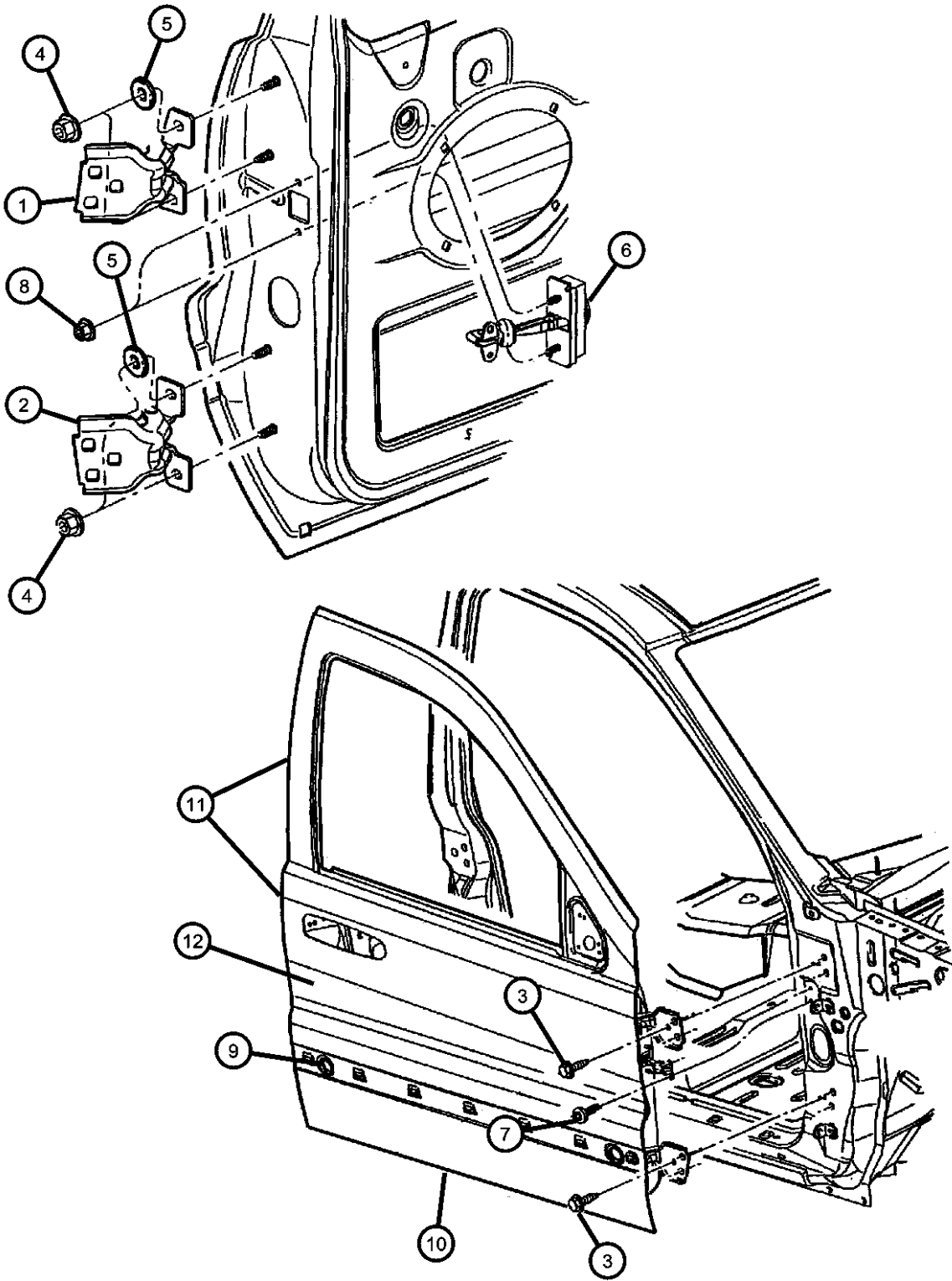
#### Weatherstrips and Seals

Door,Front Weatherstrips and Seals.....	Fig. DWG - 610
Door,Rear Weatherstrips and Seals .....	Fig. DWG - 620
Door,Rear Tailgate Weatherstrips.....	Fig. DWG - 630



<div>DWG-100 Front Door</div> <div></div>	<div>DWG-200 Rear Door</div> <div></div>	<div>DWG-500 Exterior Mirror</div> <div></div>	<div>DWG-600 Weatherstrips and Seals</div> <div></div>
--	---	--	---

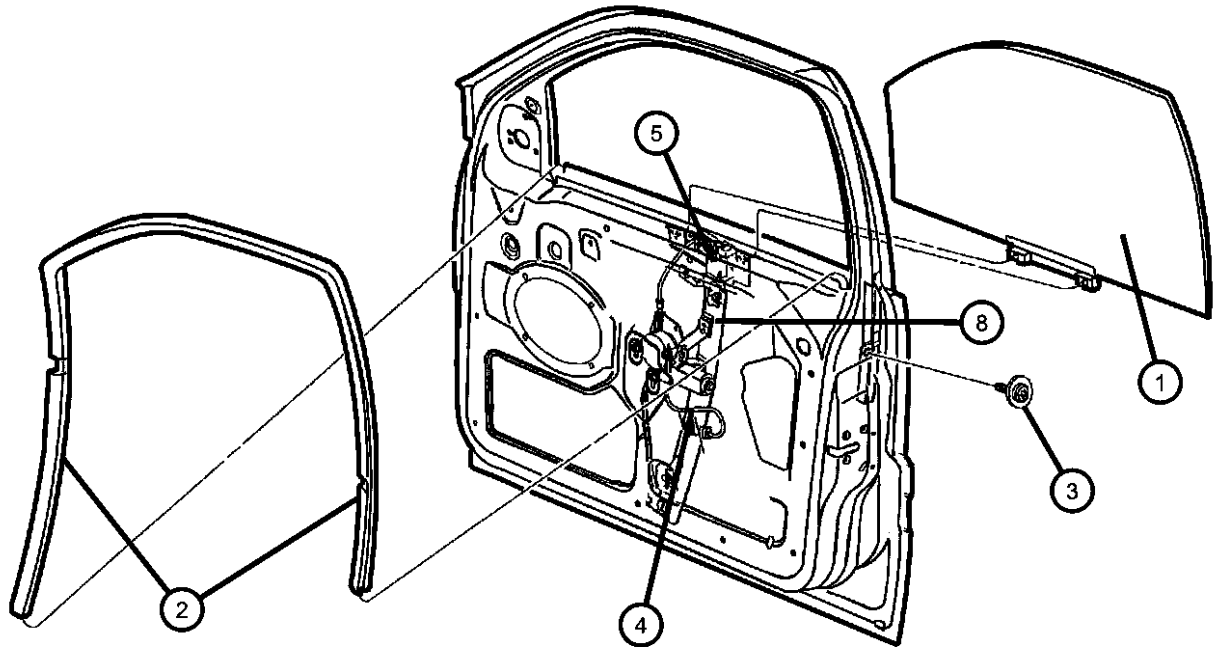
Door,Front Shell and Hinges  
Figure DWG-110



ITEM	PART NUMBER	QTY	LINE	SERIES	BODY	ENGINE	TRANS	TRIM	DESCRIPTION
1	55136480AD	2							HINGE, Door Half, Upper Right
	55136481AD	2							Left
2	55136480AD	2							HINGE, Door Half, Lower Left
	55136481AD	2							Right
3	55136481AD	2							SCREW, Hex Head, M8x1.25x30, (NOT SERVICED)
4	06101809	1							NUT AND WASHER, Hex, M8x1.25
5	55136971AC	4							WASHER, Flat
6	55135590AC	1							CHECK, Front Door Right
	55135591AC	1							Left
7	55135591AC	1							SCREW, Torx Round Head, M6-1.0x20.0, (NOT SERVICED)
8	06503504	2							NUT AND WASHER, Hex, M6x1
9	55257380AA	12							PLUG
10	02860332	4							PLUG, Anti-Rattle
11	55137058AB	1							DOOR, Front Right
	55137059AB	1							Left
12	55137060AA	1							PANEL, Front Door Outer Repair Right
	55137061AA	1							Left
-13	55137061AA	1							NUT, Rivet Round, M5x0.80x11.09, (NOT SERVICED)

AR = use ase required - = Non illustrated part

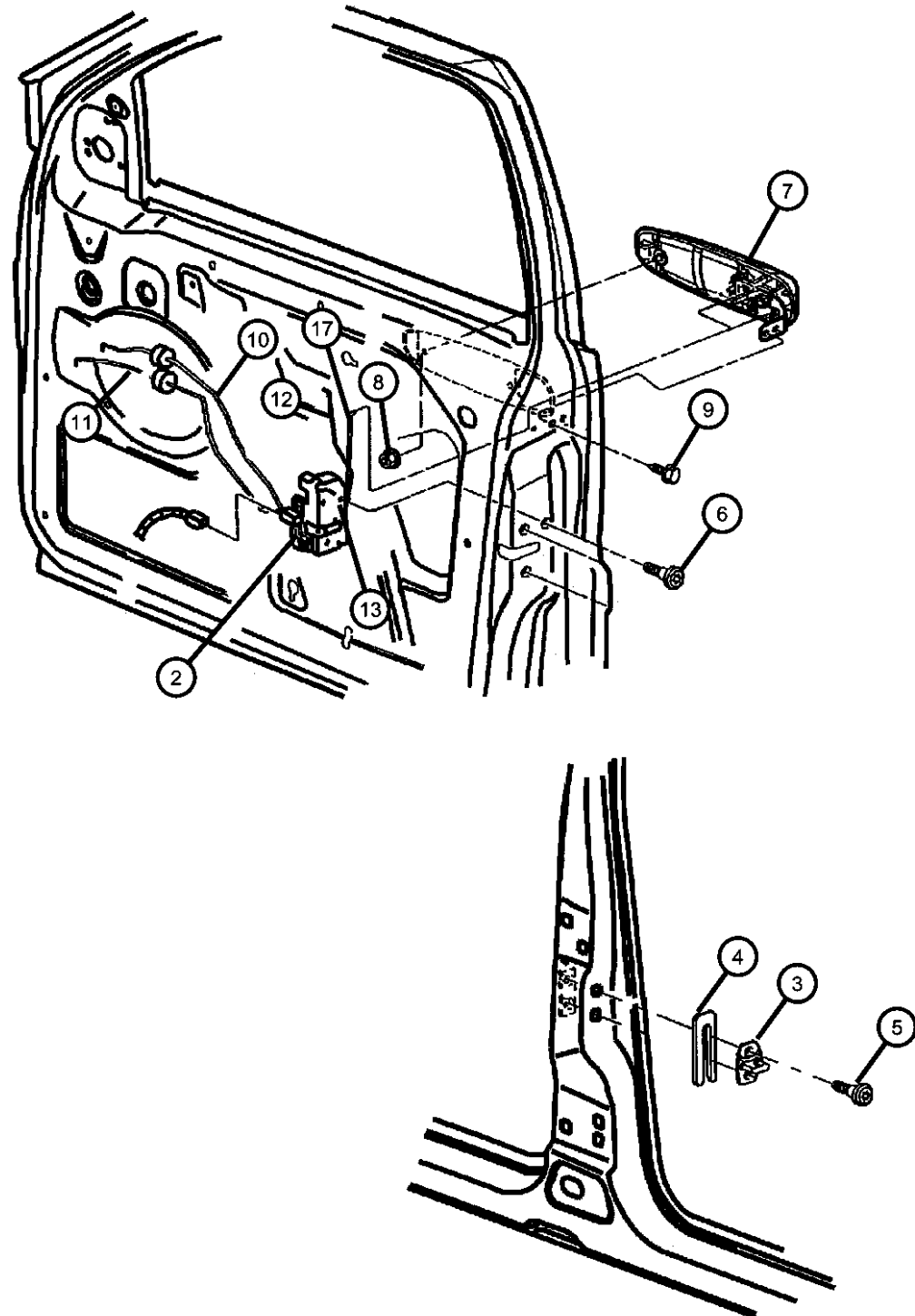
Door,Front Glass and Regulator  
Figure DWG-120



ITEM	PART NUMBER	QTY	LINE	SERIES	BODY	ENGINE	TRANS	TRIM	DESCRIPTION
1									GLASS, Front Door
	55136002AC	1							Right
	55136003AC	1							Left
2									SEAL, Front Door Glass
	55136024AE	1							Right
	55136025AE	1							Left
3	06504987AA	2							SCREW AND WASHER, Tapping, M6-1.0x20.0
4									REGULATOR, Front Door Window
	55363286AA	1							Right
	55363287AA	1							Left
5	55363287AA	1							SCREW, M6X1.00X16.00, (NOT SERVICED)
-6									CHANNEL, Front Door Glass
	55136016	1							Lower
	55136017	1							Front
-7	05086563AA	1							Rear
8	55135934AB	1							CLIP, Regulator
									REINFORCEMENT, Armrest Bracket Front Door

AR = use ase required - = Non illustrated part

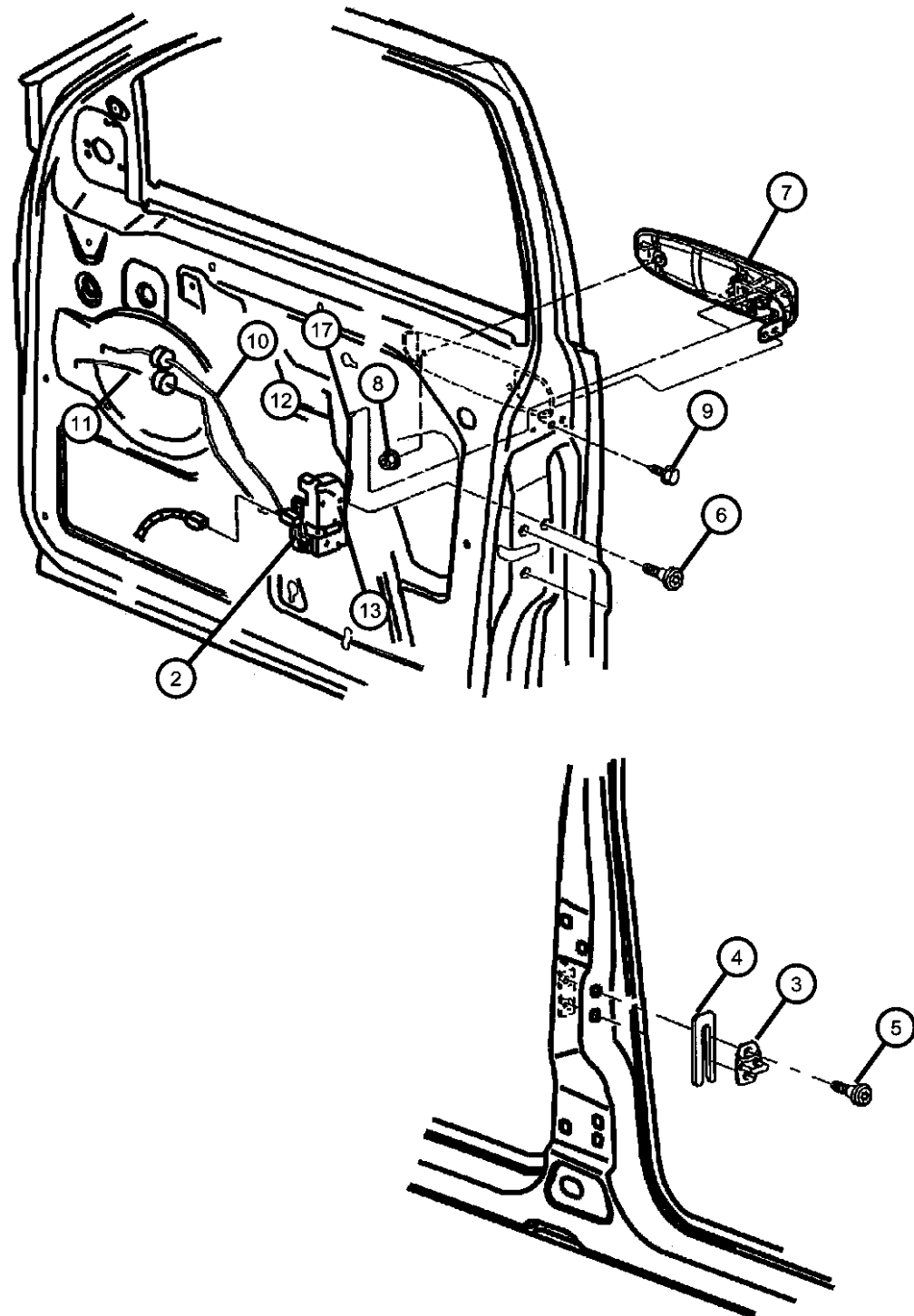
Door,Front Lock and Control  
Figure DWG-130



ITEM	PART NUMBER	QTY	LINE	SERIES	BODY	ENGINE	TRANS	TRIM	DESCRIPTION
-1									HANDLE, Door Interior
	5FX741AZAD	1		P					Agate , Limited, Right
		1		H					Agate , Laredo, Right
	5FX741T5AD	1		P					Taupe , Limited, Right
		1		H					Taupe , Laredo, Right
	5FX751AZAD	1		P					Agate , Limited, Left
		1		H					Agate , Laredo, Left
	5FX751T5AD	1		P					Taupe , Limited, Left
		1		H					Taupe , Laredo, Left
2									LATCH, Front Door
	55135606AB	1	J						w/o Cylinder
	55135607AB	1	U						w/o Cylinder
	55136346AB	1	U						w Cylinder
	55136347AB	1	J						w Cylinder
3	04780607AA	2							STRIKER, Door
4	04520289	AR							SPACER, Door Latch Striker
5	06504573	4							SCREW, Oval Head, SCREW
6	06033876	6							SCREW, Tapping, M6.3x1.8x38.1
7									HANDLE, Exterior Door
	0QR38DX8AB	1	J	P					Black Clear Coated w/o Cylinder, Right
	0QR38SW1AB	1	J	P					Stone White w/o Cylinder, Right
	0QR38VAWAB	1	J	P					Deep Slate w/o Cylinder, Right
	0QR38VTEAB	1	J	P					Champagne Pearl Metallic w/o Cylinder, Right
	0QR38WB7AB	1	J	P					Patriot Blue w/o Cylinder, Right
	0QR38WURAB	1	J	P					Sienna w/o Cylinder, Right
	0QR38XBQAB	1	J	P					Steel Blue w/o Cylinder, Right
	0QR38XGRAB	1	J	P					Share Green w/o Cylinder, Right
	0QR38XSHAB	1	J	P					Silverstone w/o Cylinder, Right
	0QR38YU2AB	1	J	P					Woodland Brown w/o Cylinder, Right
	0QR39DX8AB	1	U	P					Black Clear Coated w/o Cylinder, Left
	0QR39SW1AB	1	U	P					Stone White w/o Cylinder, Left
	0QR39VAWAB	1	U	P					Deep Slate w/o Cylinder, Left
	0QR39VTEAB	1	U	P					Champagne Pearl Metallic w/o Cylinder, Left
	0QR39WB7AB	1	U	P					Patriot Blue w/o Cylinder, Left
	0QR39WURAB	1	U	P					Sienna w/o Cylinder, Left
	0QR39XBQAB	1	U	P					Steel Blue w/o Cylinder, Left
	0QR39XGRAB	1	U	P					Share Green w/o Cylinder, Left
	0QR39XSHAB	1	U	P					Silverstone w/o Cylinder, Left

AR = use ase required - = Non illustrated part

Door,Front Lock and Control  
Figure DWG-130

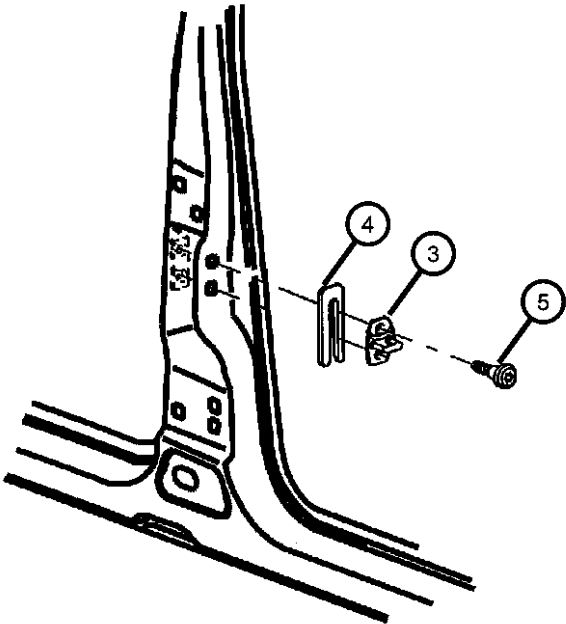
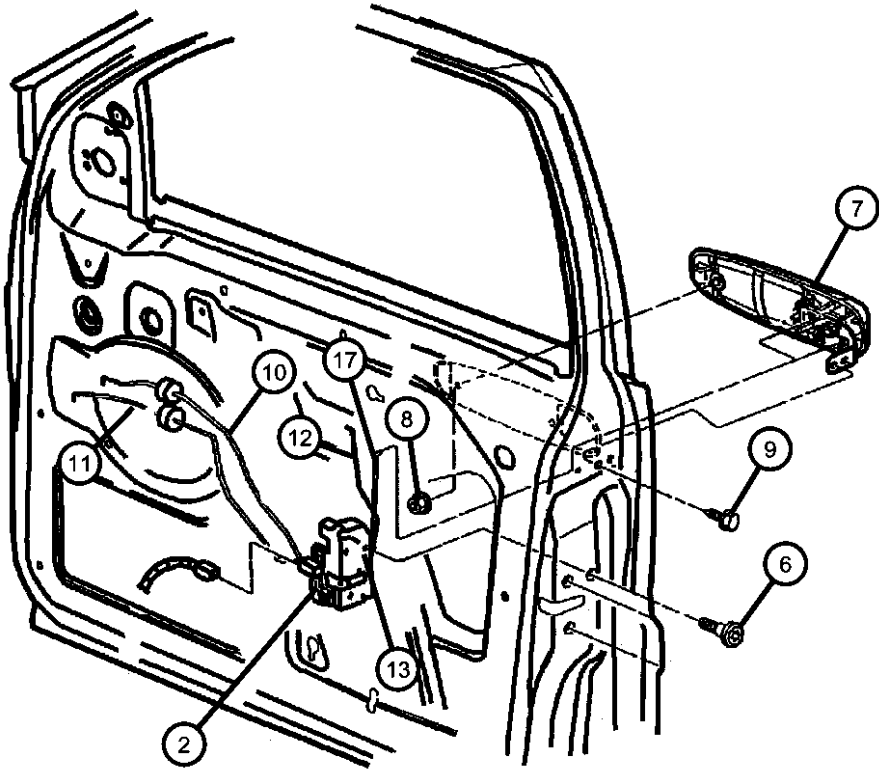


ITEM	PART NUMBER	QTY	LINE	SERIES	BODY	ENGINE	TRANS	TRIM	DESCRIPTION
	0QR39YU2AB	1	U	P					Woodland Brown w/o Cylinder, Left
	55135838AB	1		H					Right
	55135839AB	1		H					Left
	5FW46DX8AB	1		P					Black Clear Coated, Right
	5FW46SW1AB	1		P					Stone White, Right
	5FW46VAWAB	1		P					Deep Slate, Right
	5FW46VTEAB	1		P					Champange Pearl Metallic, Right
	5FW46WB7AB	1		P					Patriot Blue, Right
	5FW46WURAB	1		P					Sienna, Right
	5FW46XBQAB	1		P					Steel Blue, Right
	5FW46XGRAB	1		P					Share Green, Right
	5FW46XSHAB	1		P					Silverstone, Right
	5FW46YU2AB	1		P					Woodland Brown, Right
	5FW47DX8AB	1		P					Black Clear Coated, Left
	5FW47SW1AB	1		P					Stone White, Left
	5FW47VAWAB	1		P					Deep Slate, Left
	5FW47VTEAB	1		P					Champange Pearl Metallic, Left
	5FW47WB7AB	1		P					Patriot Blue, Left
	5FW47WURAB	1		P					Sienna, Left
	5FW47XBQAB	1		P					Steel Blue, Left
	5FW47XGRAB	1		P					Share Green, Left
	5FW47XSHAB	1		P					Silverstone, Left
	5FW47YU2AB	1		P					Woodland Brown, Left
	5GG26DX8AA	1	U	P					Black Clear Coated , Limited w/Cylinder, Right
	5GG26SW1AA	1	U	P					Stone White , Limited w/Cylinder, Right
	5GG26VAWAA	1	U	P					Deep Slate , Limited w/Cylinder, Right
	5GG26VTEAA	1	U	P					Champange Pearl Majic , Limited w/Cylinder, Right
	5GG26WB7AA	1	U	P					Patriot Blue , Limited w/Cylinder, Right
	5GG26WU-RAA	1	U	P					Sienna , Limited w/Cylinder, Right
	5GG26XGRAA	1	U	P					Share Green , Limited w/Cylinder, Right
	5GG26XSHAA	1	U	P					Silverstone , Limited w/Cylinder, Right
	5GG27DX8AA	1	J	P					Black Clear Coated , Limited w/Cylinder, Left
	5GG27SW1AA	1	J	P					Stone White , Limited w/Cylinder, Left
	5GG27VAWAA	1	J	P					Deep Slate , Limited w/Cylinder, Left
	5GG27VTEAA	1	J	P					Champange Pearl Majic , Limited w/Cylinder, Left

AR = use ase required - = Non illustrated part



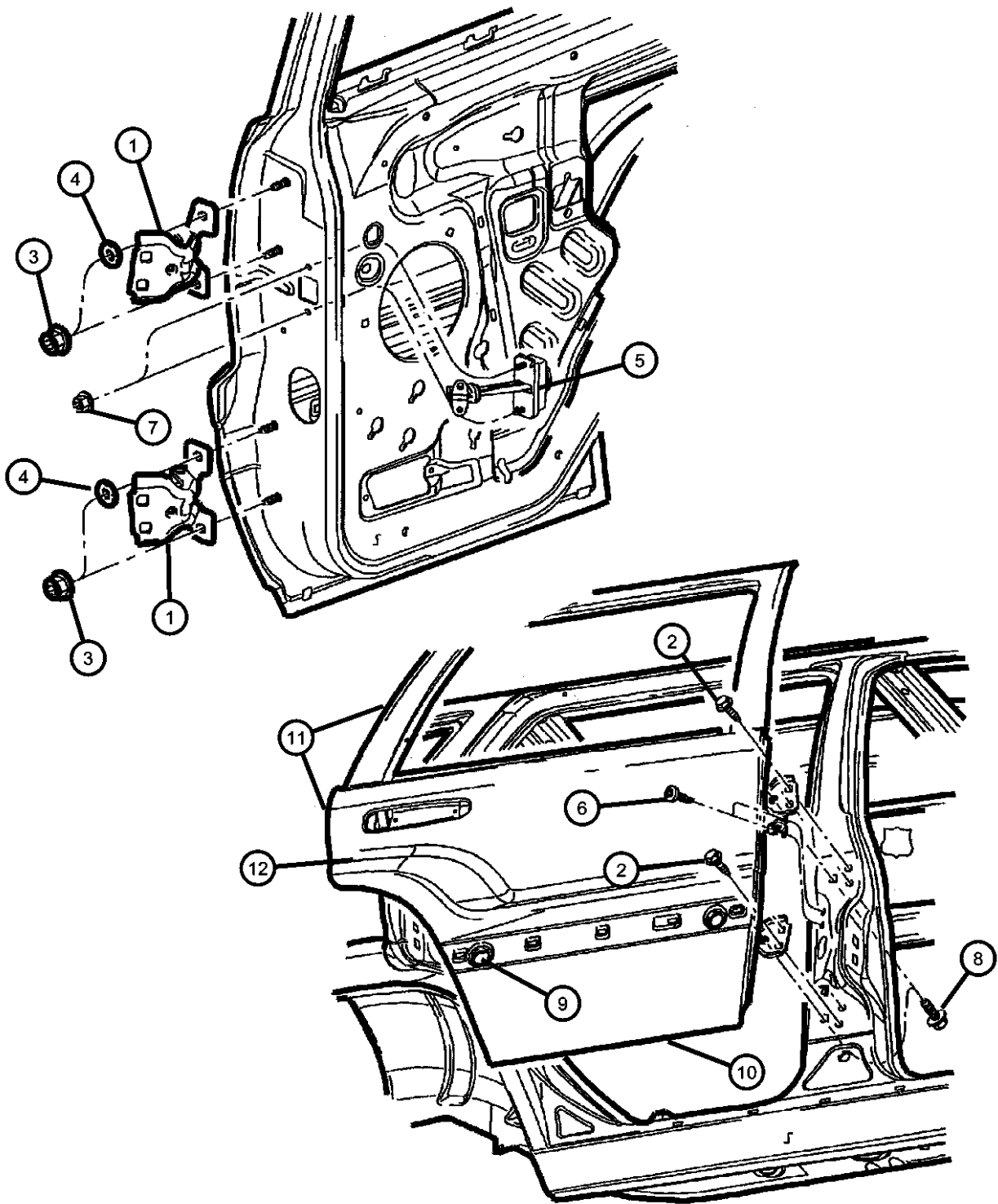
Door,Front Lock and Control  
Figure DWG-130



ITEM	PART NUMBER	QTY	LINE	SERIES	BODY	ENGINE	TRANS	TRIM	DESCRIPTION
	5GG27WB7AA	1	J	P					Patriot Blue , Limited w/Cylinder, Left
	5GG27WU-RAA	1	J	P					Sienna , Limited w/Cylinder, Left
	5GG27XGRAA	1	J	P					Share Green , Limited w/Cylinder, Left
	5GG27XSHAA	1	J	P					Silverstone , Limited w/Cylinder, Left
8	06503226	4							NUT, Hex Flange, M5x.8
9	06505365AA	2							SCREW
10									ROD, Inside Handle to Latch
	05014384AA	1							Right
	05014385AA	1							Left
11									ROD, Inside Lock to Latch
	05014382AA	1							Right
	05014383AA	1							Left
12									LINK, Exterior Door Handle
	05014376AA	1							Right
	05014377AA	1							Left
13									COVER, Latch-Anti Theft
	05014395AA	1							Right
	05014396AA	1							Left
-14									CLIP, Latch
	05014397AA	1							Purple, Right
	05014398AA	1							Orange, Left
-15	05014398AA	1							CLIP, Latch Link, (NOT SERVICED),
-16	05014397AA	1							CLIP, Latch
17	05014387AA	1	J						LINK, Key Cylinder To Latch

AR = use ase required - = Non illustrated part

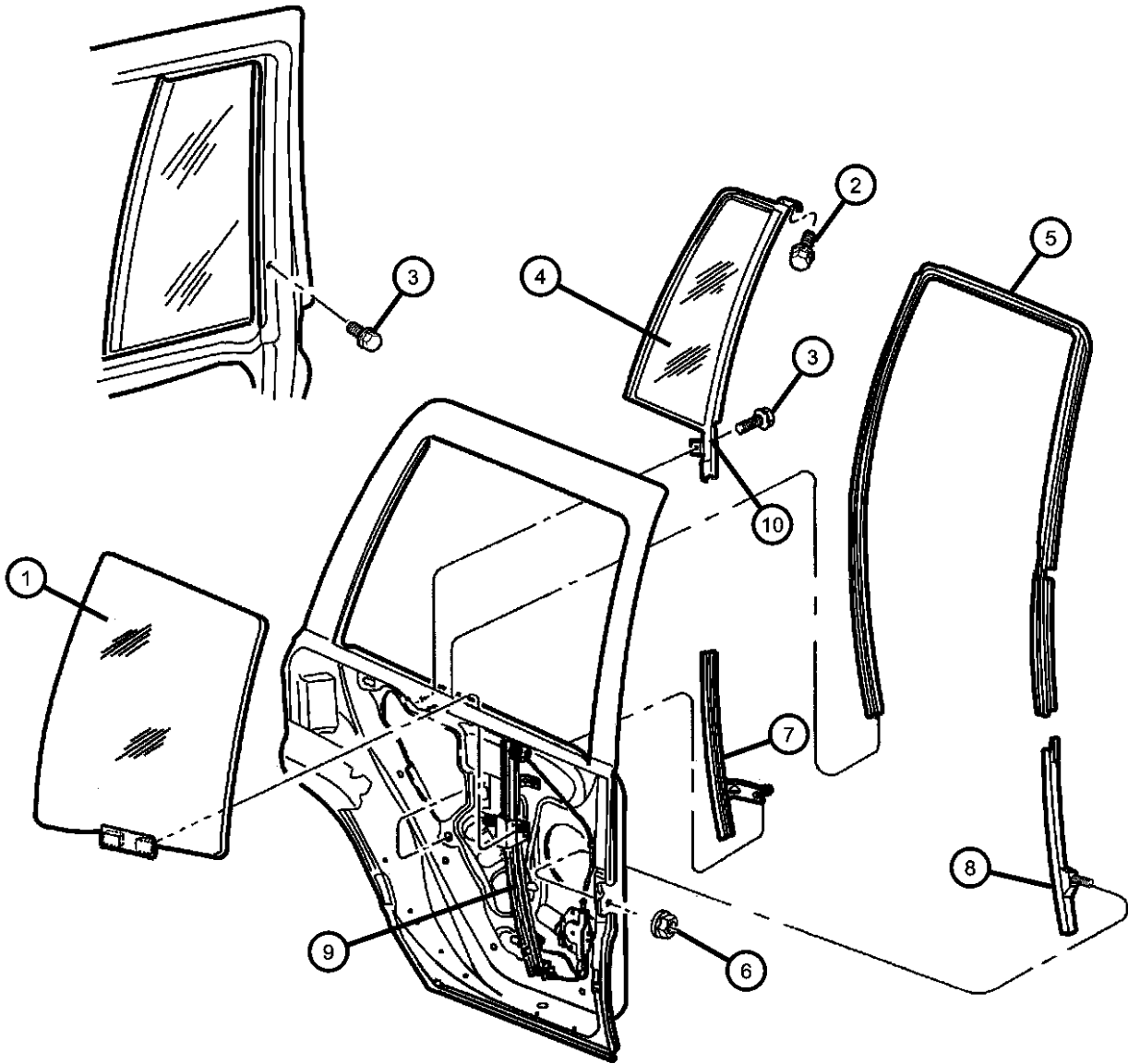
Door,Rear Shell and Hinges  
Figure DWG-210



ITEM	PART NUMBER	QTY	LINE	SERIES	BODY	ENGINE	TRANS	TRIM	DESCRIPTION
1	55135574AD	2							HINGE, Door Half
	55135575AD	2							Right
	55135575AD	2							Left
2	55135575AD	2							SCREW, Hex Head, M8x1.25x30, (NOT SERVICED)
3	06101809	1							NUT AND WASHER, Hex, M8x1.25
4	04210983	2							WASHER, Flat
5									CHECK, Rear Door
	55135658AB	1							Right
	55135659AB	1							Left
6	55135659AB	1							SCREW, Torx Head, M6x1.00x16.00, (NOT SERVICED)
7	06503504	2							NUT AND WASHER, Hex, M6x1
8	06503538	4							SCREW AND WASHER, Hex Head, M8x1.25x30
9	55257380AA	12							PLUG
10	02860332	4							PLUG, Anti-Rattle
11									DOOR, Rear
	55137064AB	1							Right
	55137065AB	1							Left
12									PANEL, Rear Door
	55137066AA	1							Right
	55137067AA	1							Left
-13	55137067AA	1							NUT, Rivet, M5x.080x26.41, (NOT SERVICED)

AR = use ase required - = Non illustrated part

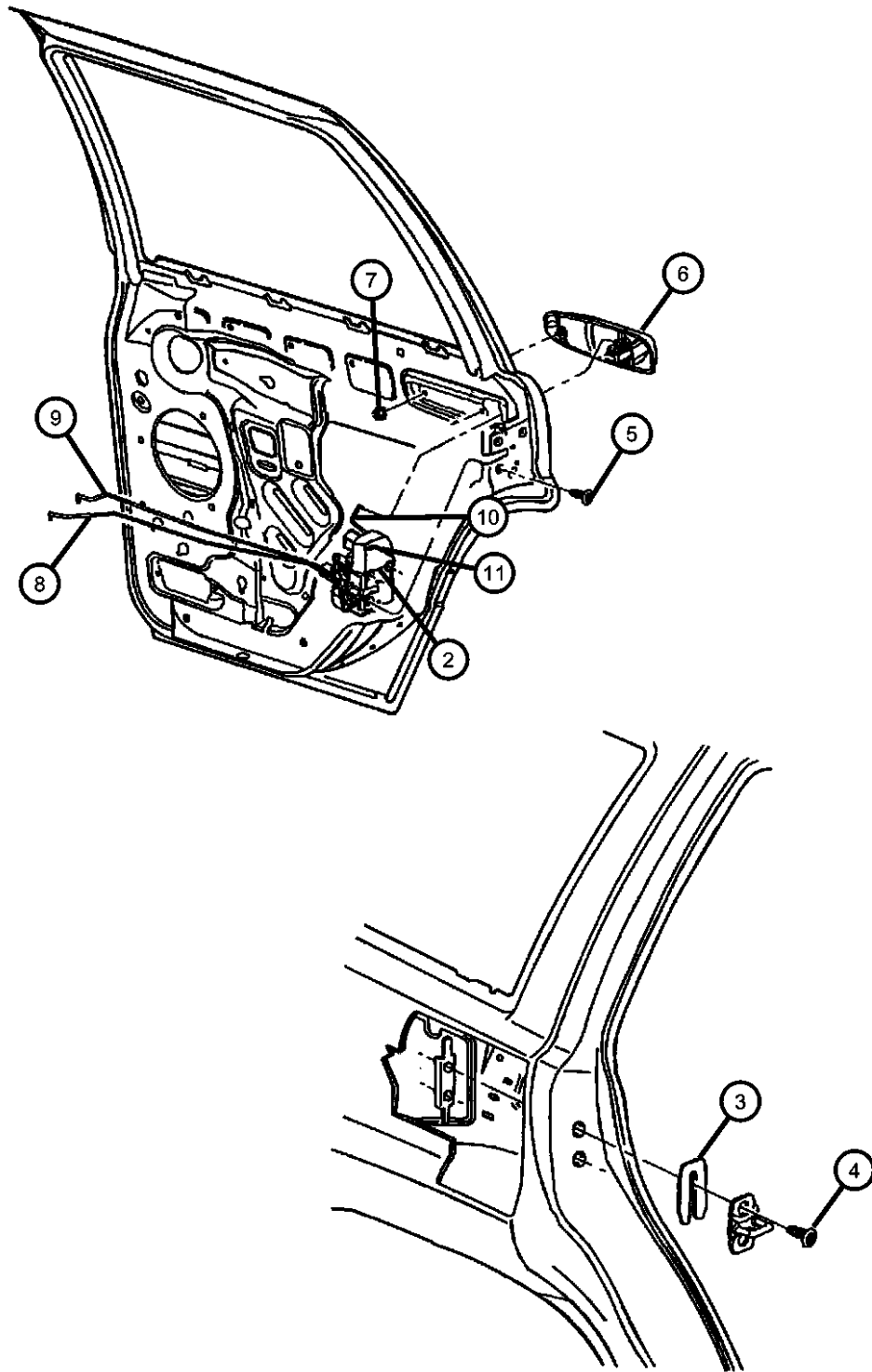
Door,Rear Glass and Regulators  
Figure DWG-220



ITEM	PART NUMBER	QTY	LINE	SERIES	BODY	ENGINE	TRANS	TRIM	DESCRIPTION
1									GLASS, Rear Door
	05019706AA	1							Euro , Tinted, Right
	05019707AA	1							Euro , Tinted, Left
	55136036	1							Tinted, Right
	55136037	1							Tinted, Left
	55136064	1							Sunscreen, Right
	55136065	1							Sunscreen, Left
2	55136065	1							SCREW, Tapping, .164-15x.75, (NOT SERVICED),
3	06505813AA	2							SCREW, Hex Flange Head, [.164-18x.75]
4									GLASS PACKAGE, Rear Door Qtr
	05017076AE	1							Tinted, Right
	05017077AE	1							Tinted, Left
	05017078AE	1							Sunscreen, Right
	05017079AE	1							Sunscreen, Left
5									SEAL, Rear Door Glass
	55136080AF	1							Right
	55136081AF	1							Left
6	06503504	2							NUT AND WASHER, Hex, M6x1
7									CHANNEL, Rear Door Glass Lower
	55137102AA	1							Right
	55137103AA	1							Left
8									CHANNEL, Rear Door Glass Lower
	55136716	1							Right
	55136717	1							Left
9									REGULATOR, Rear Door Window
	55363284AA	1							Right
	55363285AA	1							Left
10	55137006AB	1							CLIP
-11	05086563AA	1							CLIP, Regulator

AR = use ase required - = Non illustrated part

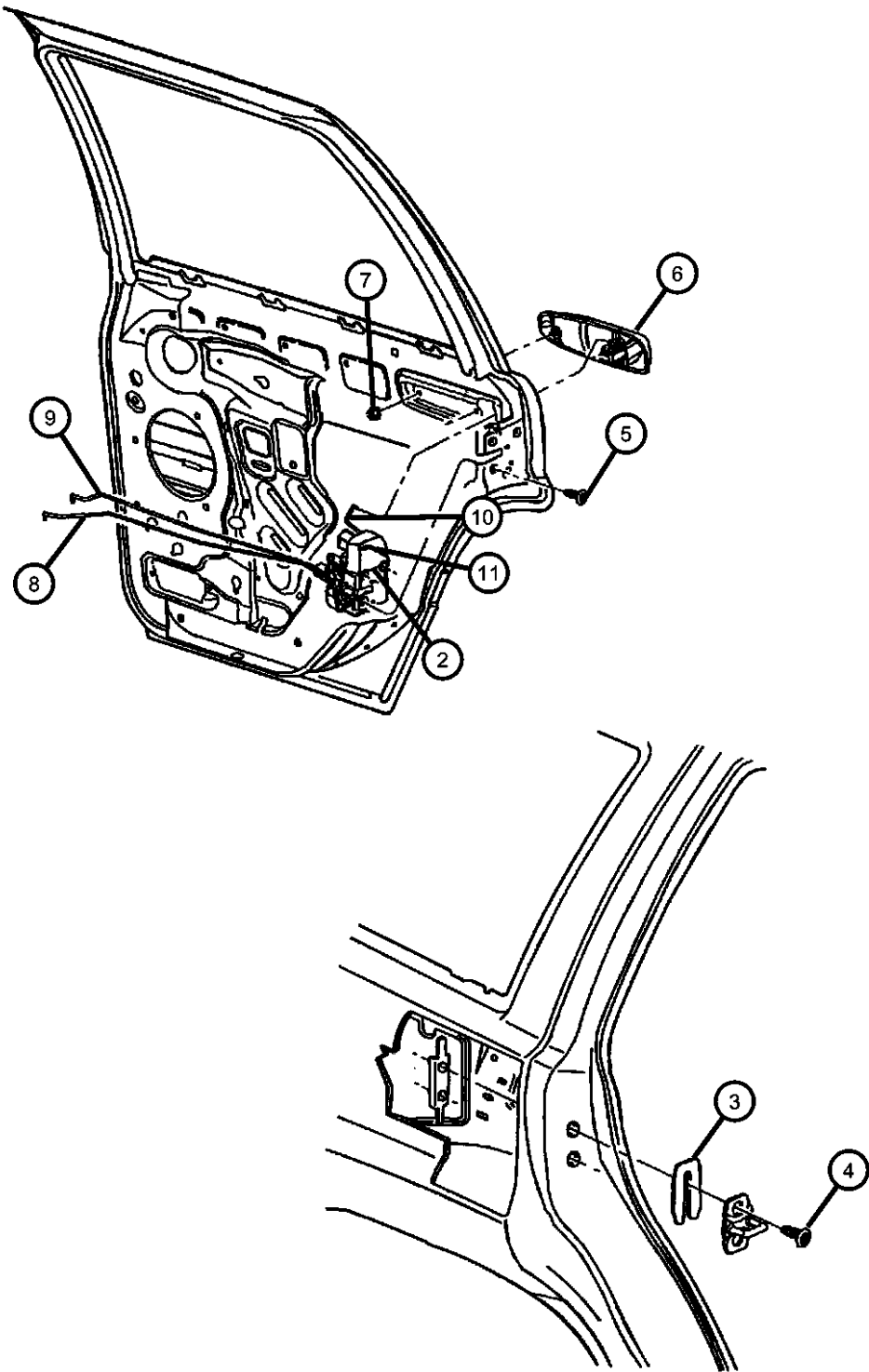
Door,Rear Lock and Controls  
Figure DWG-230



ITEM	PART NUMBER	QTY	LINE	SERIES	BODY	ENGINE	TRANS	TRIM	DESCRIPTION
-1									HANDLE, Door Interior
	5FX741AZAD	1		P					Agate , Limited, Right
		1		H					Agate , Laredo, Right
	5FX741T5AD	1		P					Taupe , Limited, Right
		1		H					Taupe , Laredo, Right
	5FX751AZAD	1		P					Agate , Limited, Left
		1		H					Agate , Laredo, Left
	5FX751T5AD	1		P					Taupe , Limited, Left
		1		H					Taupe ,Laredo, Left
2									LATCH, Rear Door
	55135620AB	1							Right
	55135621AB	1							Left
3	04520289	AR							SPACER, Door Latch Striker
4	06504573	4							SCREW, Oval Head, SCREW
5	06033876	6							SCREW, Tapping, M6.3x1.8x38.1
6									HANDLE, Exterior Door
	0QR38DX8AB	1	J	P					Black Clear Coated , w/o Cylinder, Right
	0QR38SW1AB	1	J	P					Stone White , w/o Cylinder, Right
	0QR38VAWAB	1	J	P					Deep Slate , w/o Cylinder, Right
	0QR38VTEAB	1	J	P					Champagne Pearl Metalic , w/o Cylinder, Right
	0QR38WB7AB	1	J	P					Patriot Blue , w/o Cylinder, Right
	0QR38WURAB	1	J	P					Sienna , w/o Cylinder, Right
	0QR38XBQAB	1	J	P					Steel Blue , w/o Cylinder, Right
	0QR38XGRAB	1	J	P					Share Green , w/o Cylinder, Right
	0QR38XSHAB	1	J	P					Silverstone . w/o Cylinder, Right
	0QR38YU2AB	1	J	P					Woodland Brown , w/o Cylinder, Right
	0QR39DX8AB	1	U	P					Black Clear Coated , w/o Cylinder, Left
	0QR39SW1AB	1	U	P					Stone White , w/o Cylinder, Left
	0QR39VAWAB	1	U	P					Deep Slate , w/o Cylinder, Left
	0QR39VTEAB	1	U	P					Champagne Pearl Metalic , w/o Cylinder, Left
	0QR39WB7AB	1	U	P					Patriot Blue , w/o Cylinder, Left
	0QR39WURAB	1	U	P					Sienna , w/o Cylinder, Left
	0QR39XBQAB	1	U	P					Steel Blue , w/o Cylinder, Left
	0QR39XGRAB	1	U	P					Share Green , w/o Cylinder, Left
	0QR39XSHAB	1	U	P					Silverstone . w/o Cylinder, Left
	0QR39YU2AB	1	U	P					Woodland Brown w/o Cylinder, Left
	55135838AB	1		H					Right
	55135839AB	1		H					Left

AR = use ase required - = Non illustrated part

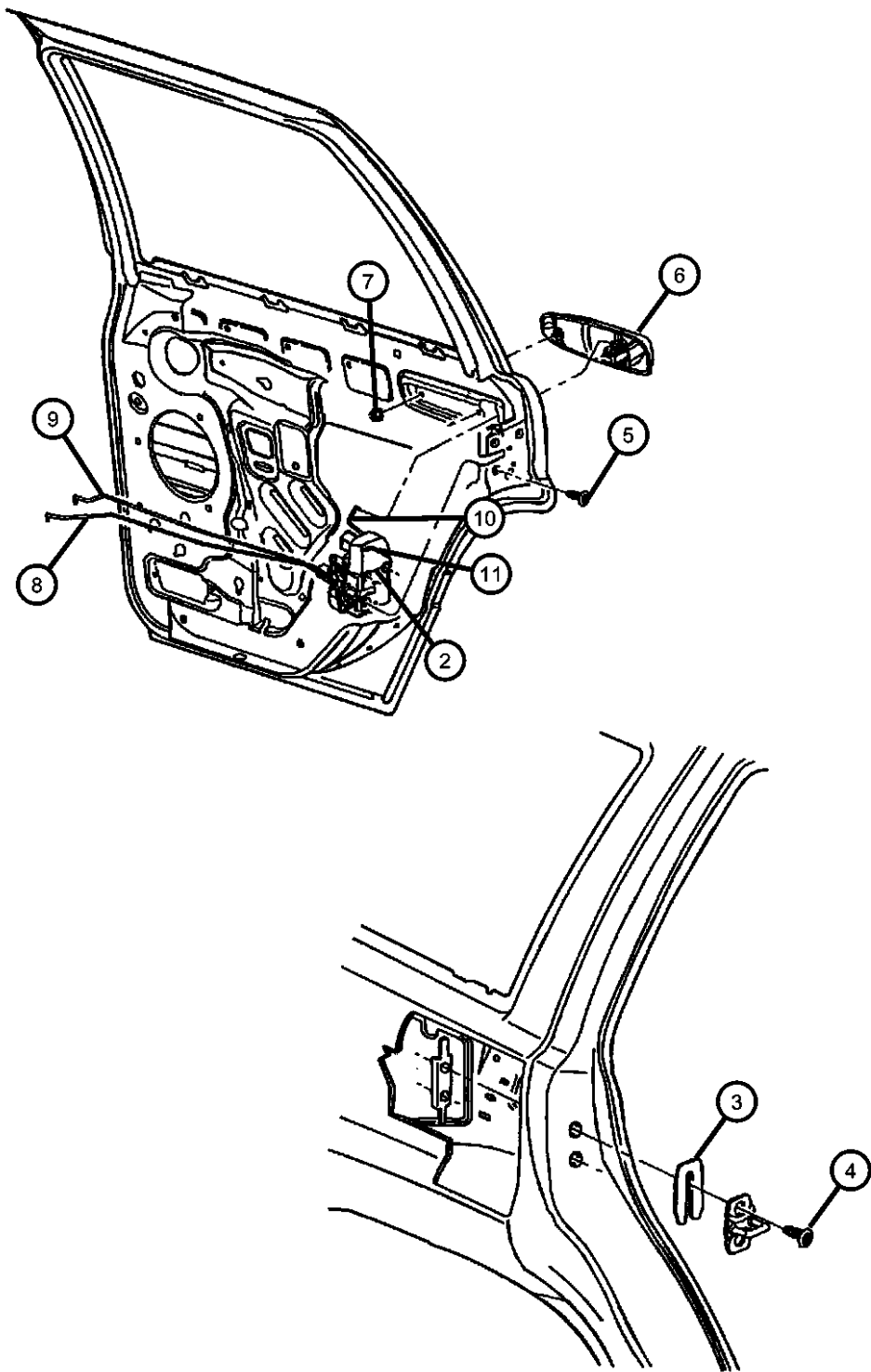
Door,Rear Lock and Controls  
Figure DWG-230



ITEM	PART NUMBER	QTY	LINE	SERIES	BODY	ENGINE	TRANS	TRIM	DESCRIPTION
	5FW46DX8AB	1		P					Black Clear Coat, Right
	5FW46SW1AB	1		P					Stone White Clear Coat,, Right
	5FW46VAWAB	1		P					Deep Slate, Right
	5FW46VTEAB	1		P					Champange Pearl Metallic, Right
	5FW46WB7AB	1		P					Patriot Blue, Right
	5FW46WURAB	1		P					Sienna, Right
	5FW46XBQAB	1		P					Steel Blue, Right
	5FW46XGRAB	1		P					Shale Green, Right
	5FW46XSHAB	1		P					Silverstone, Right
	5FW46YU2AB	1		P					Woodland Brown, Right
	5FW47DX8AB	1		P					Black Clear Coat, Left
	5FW47SW1AB	1		P					Stone White Clear Coat, Left
	5FW47VAWAB	1		P					Deep Slate, Left
	5FW47VTEAB	1		P					Champange Pearl Metallic, Left
	5FW47WB7AB	1		P					Patriot Blue, Left
	5FW47WURAB	1		P					Sienna, Left
	5FW47XBQAB	1		P					Steel Blue, Left
	5FW47XGRAB	1		P					Shale Green, Left
	5FW47XSHAB	1		P					Silverstone, Left
	5FW47YU2AB	1		P					Woodland Brown, Left
	5GG26DX8AA	1	U	P					Black Clear Coated , w/ Cylinder, Right
	5GG26SW1AA	1	U	P					Stone White , w/ Cylinder, Right
	5GG26VAWAA	1	U	P					Deep Slate , w/ Cylinder, Right
	5GG26VTEAA	1	U	P					Champange Pearl Metallic , w/ Cylinder, Right
	5GG26WB7AA	1	U	P					Patriot Blue , w/ Cylinder, Right
	5GG26WU-RAA	1	U	P					Sienna , w/ Cylinder, Right
	5GG26XBQAA	1	U	P					Steel Blue , w/ Cylinder, Right
	5GG26XGRAA	1	U	P					Share Green , w/ Cylinder, Right
	5GG26XSHAA	1	U	P					Silverstone . w/ Cylinder, Right
	5GG26YU2AA	1	U	P					Woodland Brown w/ Cylinder, Right
	5GG27DX8AA	1	J	P					Black Clear Coated , w/ Cylinder, Left
	5GG27SW1AA	1	J	P					Stone White , w/ Cylinder, Left
	5GG27VAWAA	1	J	P					Deep Slate , w/ Cylinder, Left
	5GG27VTEAA	1	J	P					Champange Pearl Metallic , w/ Cylinder, Left
	5GG27WB7AA	1	J	P					Patriot Blue , w/ Cylinder, Left
	5GG27WU-RAA	1	J	P					Sienna , w/ Cylinder, Left
	5GG27XGRAA	1	J	P					Share Green , w/ Cylinder, Left

AR = use ase required - = Non illustrated part

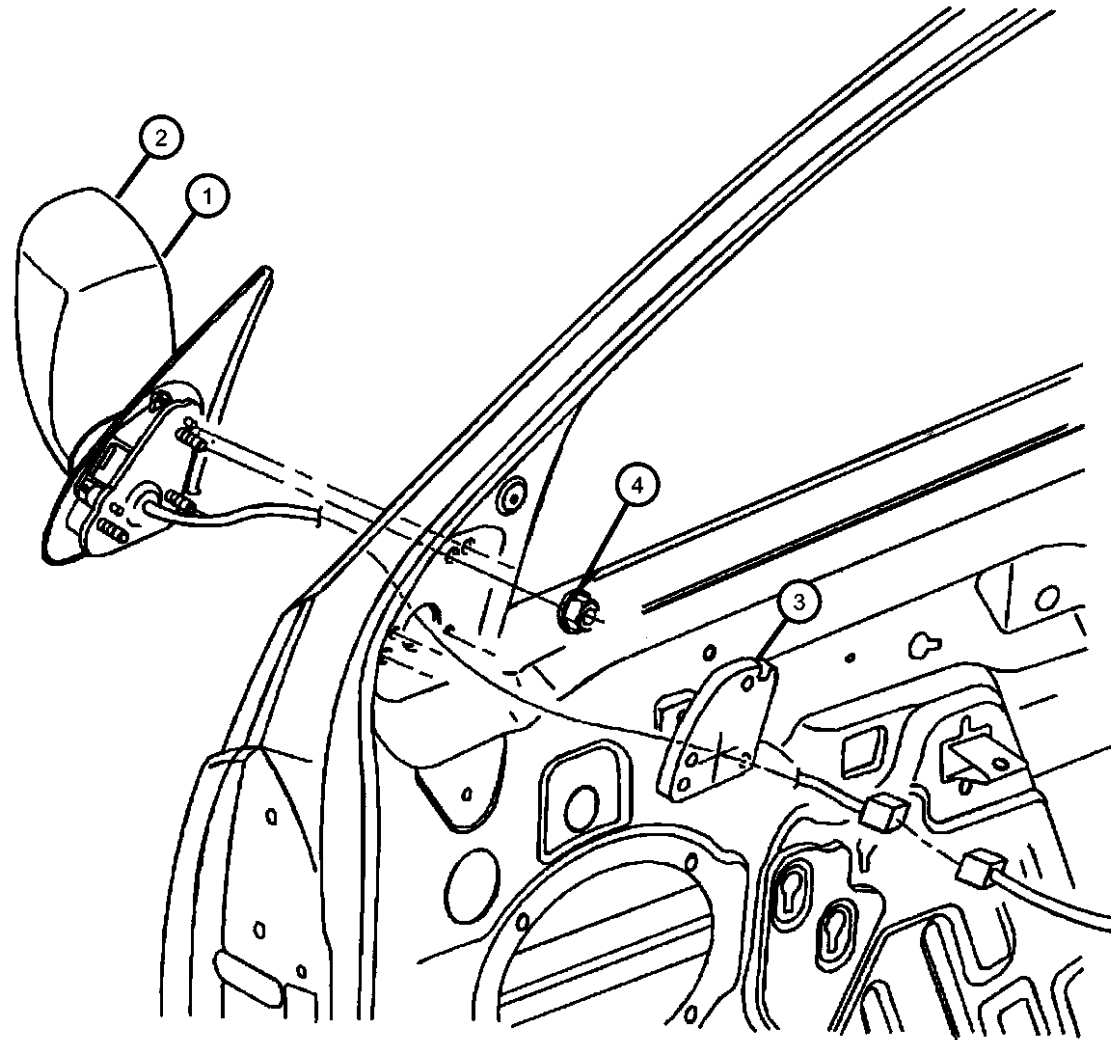
Door,Rear Lock and Controls  
Figure DWG-230



ITEM	PART NUMBER	QTY	LINE	SERIES	BODY	ENGINE	TRANS	TRIM	DESCRIPTION
	5GG27XSHAA	1	J	P					Silverstone . w/ Cylinder, Left
7	06503226	4							NUT, Hex Flange, M5x.8
8									ROD, Inside Handle to Latch
	05014384AA	1							Right
	05014385AA	1							Left
9									ROD, Inside Lock to Latch
	05014382AA	1							Right
	05014383AA	1							Left
10									LINK, Exterior Door Handle
	05014376AA	1							Right
	05014377AA	1							Left
11									COVER, Latch-Anti Theft
	05014395AA	1							Right
	05014396AA	1							Left
-12	05014397AA	1							CLIP, Latch, Purple
-13	05014398AA	1							CLIP, Latch, Orange
-14	04658445	1	U						CLIP, Latch
-15									CLIP, Latch
	04658444	1	J						Right
	04658445	1	U						Left

AR = use ase required - = Non illustrated part

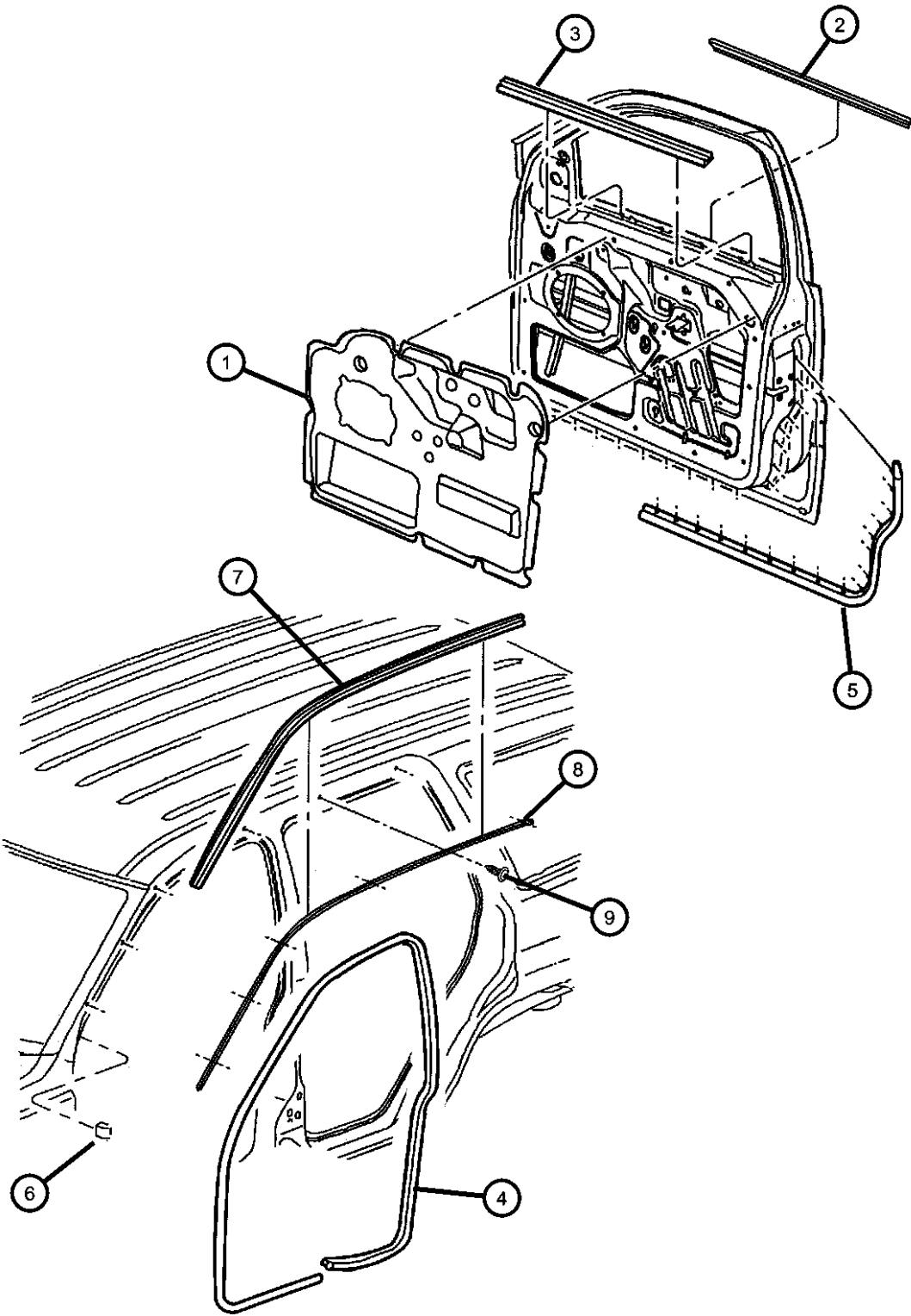
Mirrors,Exterior  
Figure DWG-510



ITEM	PART NUMBER	QTY	LINE	SERIES	BODY	ENGINE	TRANS	TRIM	DESCRIPTION
Note: Sales Code GTF = Power Fold-Away Note: Sales Code GTX=Power Fold-Away Note: Sales Code GTR = Power Fold-Away Note: Sales Code GTW = Power Fold-Away Black									
1									MIRROR, Outside, Rearview, Electric, Heated
	53054460AB	1	U						[GTF], Right
	53054461AB	1	U						[GTF], Left
	55155224AB	1	J						[GTF], Right
	55155225AB	1	J						[GTF,GTX], Left
2									MIRROR, Outside Rearview Electric Foldaway
	55155790AB	1	J						[GTR], Right
	55155791AB	1	J						[GTF,GTW], Left
	55155792AB	1	U						[GTR], Right
	55155793AB	1	U						[GTR], Left
	55155804AB	1	J						[GTW], Right
	55155806AB	1	J						[GTX], Right
3									SEAL, Mirror
	55136274AB	1							Right
	55136275AB	1							Left
4	J4200408	6							NUT AND WASHER, Hex Nut-Coned Washer, M5 x 0.80
-5									GLASS, Mirror Replacement
	05017082AA	1	J						[GTR], Right
	05017083AA	1	J						[GTF,GTW], Left
	05017084AA	1	J						[GTF], Right
	05017085AA	1	J						[GTF,GTX], Left
	05017086AA	1	J						[GTW], Right
	05017087AA	1	J						[GTX], Right
	05017088AA	1	U						[GTR], Right
	05017089AA	1	U						[GTR], Left
	05017090AA	1	U						[GTF], Right
	05017091AA	1	U						[GTF], Left

AR = use ase required - = Non illustrated part

Door,Front Weatherstrips and Seals  
Figure DWG-610

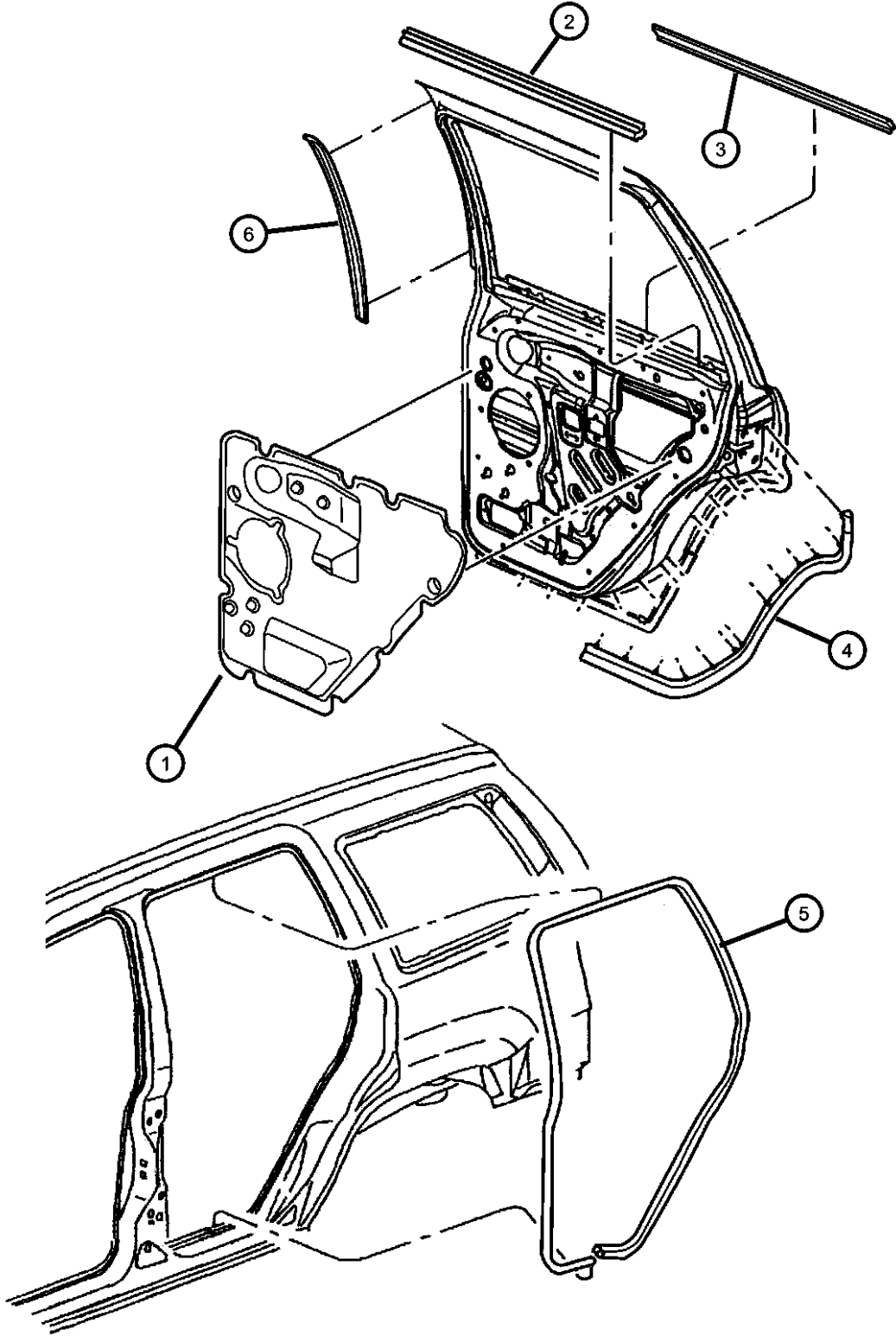


ITEM	PART NUMBER	QTY	LINE	SERIES	BODY	ENGINE	TRANS	TRIM	DESCRIPTION
1	55135874AD	1							INSULATOR, Front Door Right
	55135875AD	1							Left
2	55135878AC	1							WEATHERSTRIP, Front Door Belt Right
	55135879AC	1							Left
3	55135898AC	1							WEATHERSTRIP, Front Door Belt Right
	55135899AC	1							Left
4	55135918AD	1							SEAL, Front Door Right
	55135919AD	1							Left
5	55136114AB	1							SEAL, Front Door Right
	55136115AB	1							Left
6	55135678	2							BLOCKER, Seal Exterior A Pillar
7	55135869AC	1							SEAL, Body Side
8	55136902AD	1							MOLDING, Windshield Right
	55136903AD	1							Left
9	55136903AD	1							SCREW, Tapping, .164-18x.437, 06033605, (NOT SERVICED)

AR = use ase required - = Non illustrated part



Door,Rear Weatherstrips and Seals  
Figure DWG-620

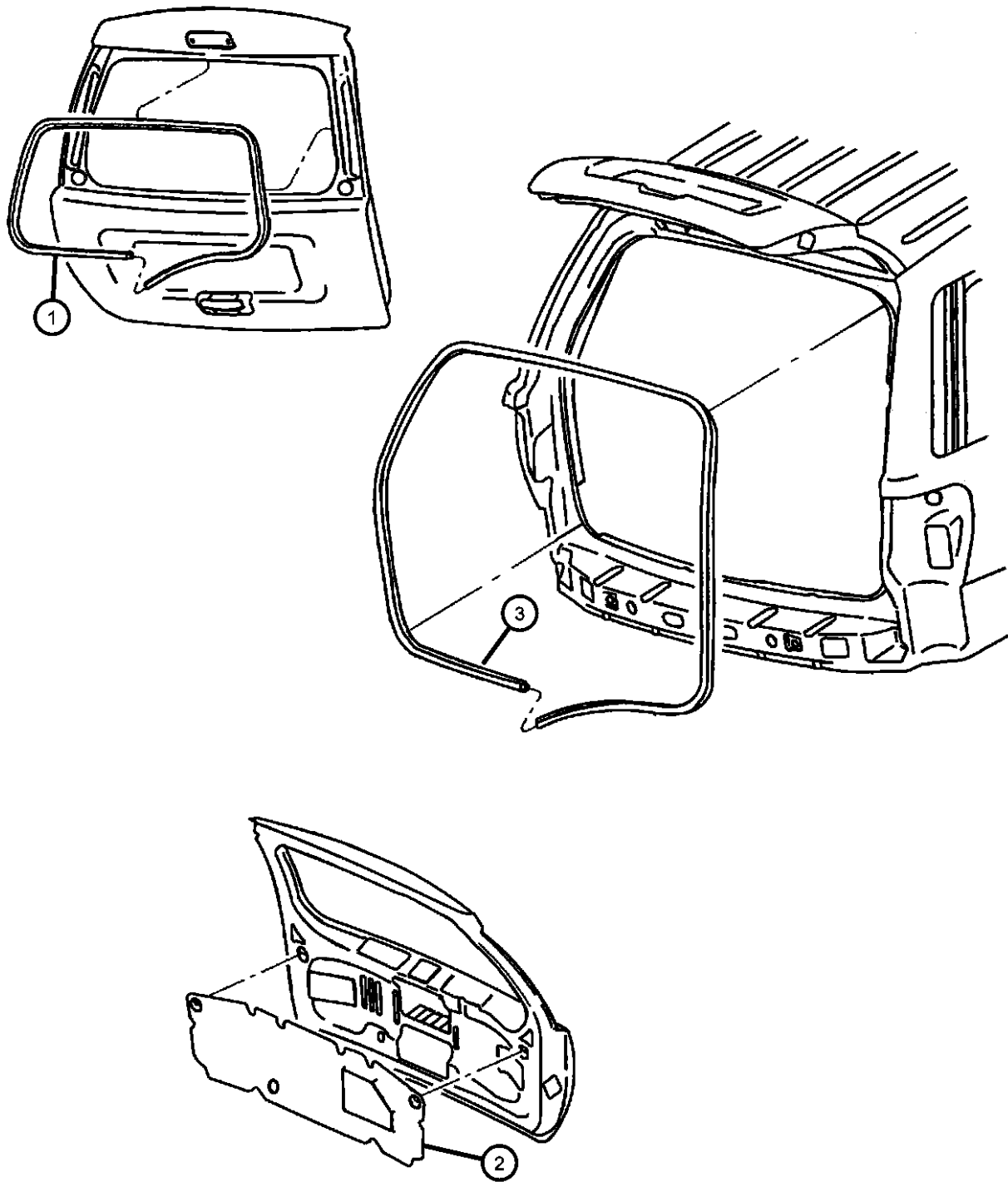


ITEM	PART NUMBER	QTY	LINE	SERIES	BODY	ENGINE	TRANS	TRIM	DESCRIPTION
1	55135876AD	1							INSULATOR, Rear Door Right
	55135877AD	1							Left
2	55135888AC	1							WEATHERSTRIP, Rear Door Belt Inner, Right
	55135889AC	1							Inner, Left
3	55135890AC	1							WEATHERSTRIP, Rear Door Belt Outer, Right
	55135891AC	1							Outer, Left
4	55136116AB	1							SEAL, Rear Door Lower, Right
	55136117AB	1							Lower, Left
5	55135958AD	1							SEAL, Rear Door Right
	55135959AD	1							Left
6	55136118AB	1							SEAL, B-Pillar Right
	55136119AB	1							Left

AR = use ase required - = Non illustrated part

Door,Rear Tailgate Weatherstrips  
Figure DWG-630

ITEM	PART NUMBER	QTY	LINE	SERIES	BODY	ENGINE	TRANS	TRIM	DESCRIPTION
1	55136053AC	1							WEATHERSTRIP, Liftgate Glass
2	55136185AC	1							INSULATION, Liftgate
3	55135388AB	1							SEAL, Liftgate



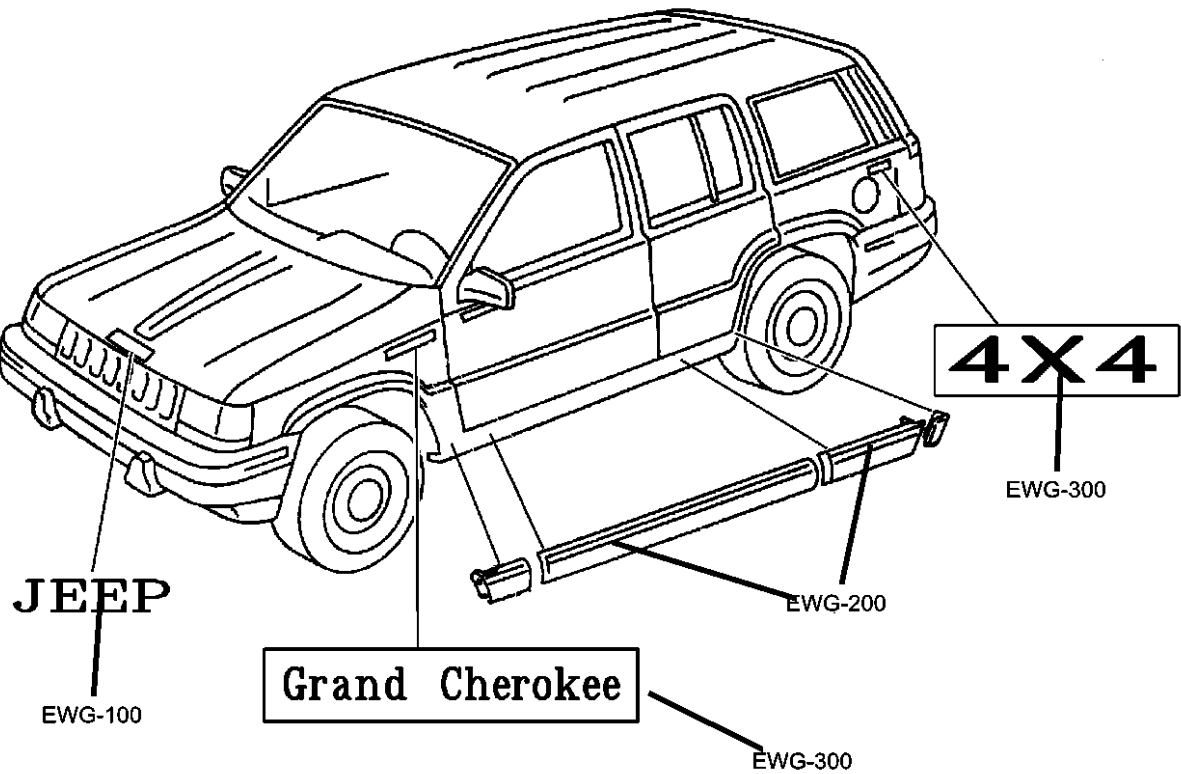
AR = use ase required - = Non illustrated part

# Group - EWG

## Exterior Ornamentation

### Group - EWG Exterior Ornamentation

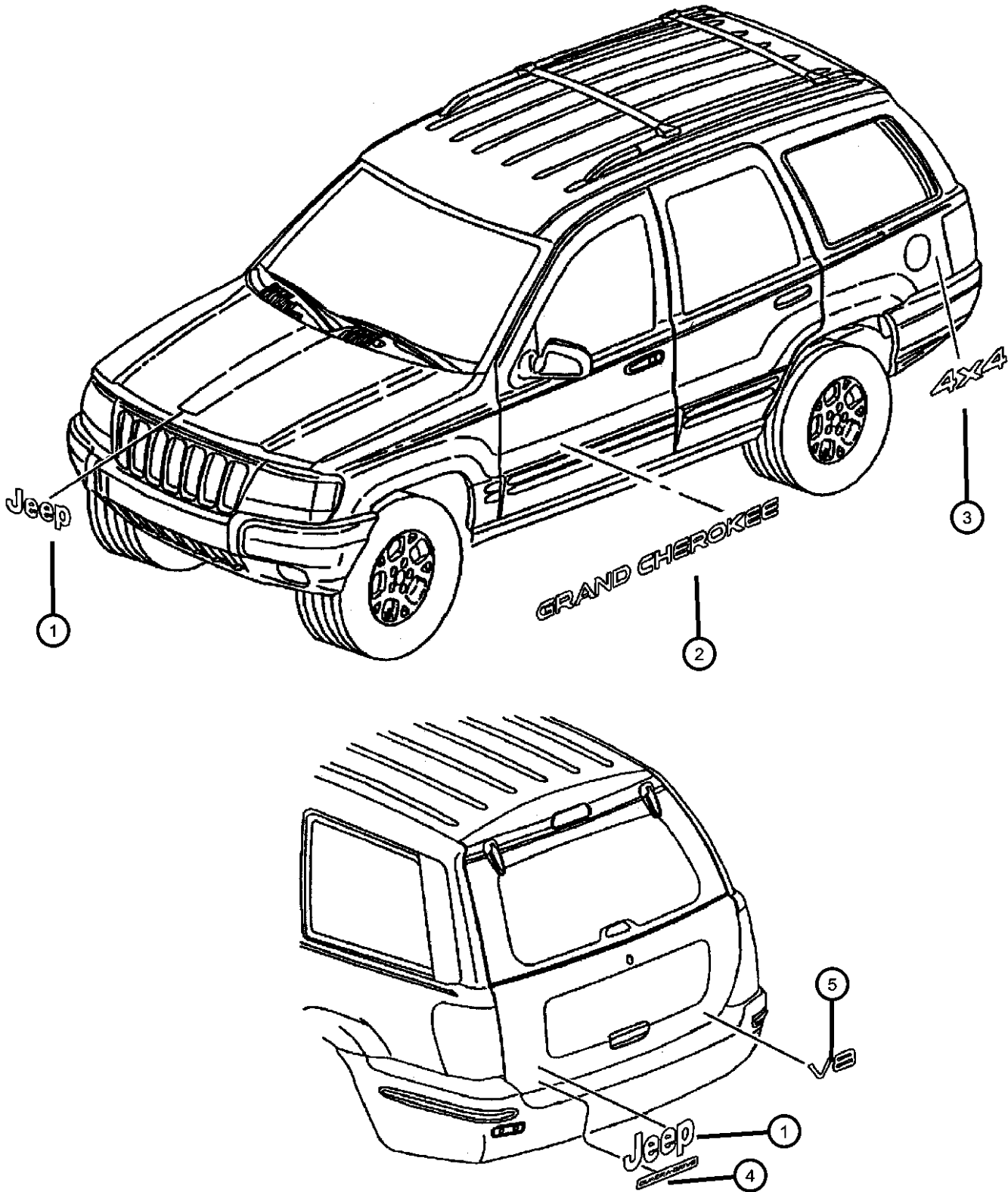
Illustration Title	Group-Fig. No.
<b>Nameplates</b> Nameplates.....	Fig. EWG - 110
<b>Moldings and Ornamentation</b> Moldings,Upper..... Cladding and Sill Moldings .....	Fig. EWG - 210 Fig. EWG - 220
<b>Decals and Tapestripes</b> Decals.....	Fig. EWG - 310



<b>EWG-100</b> Nameplates	<b>EWG-200</b> Moldings and Ornamentation	<b>EWG-300</b> Decals and Tapestripes	
Grand Cherokee JEEP		4X4 V6	


Nameplates  
Figure EWG-110

ITEM	PART NUMBER	QTY	LINE	SERIES	BODY	ENGINE	TRANS	TRIM	DESCRIPTION
1	55155622	2							NAMEPLATE, Jeep
2	55155621	2							NAMEPLATE, Grand Cherokee
3	55155623	2							NAMEPLATE, 4 X 4
4	55155994AA	1							NAMEPLATE, Quadra Drive
5	55155620	1							NAMEPLATE, V 8



AR = use ase required - = Non illustrated part

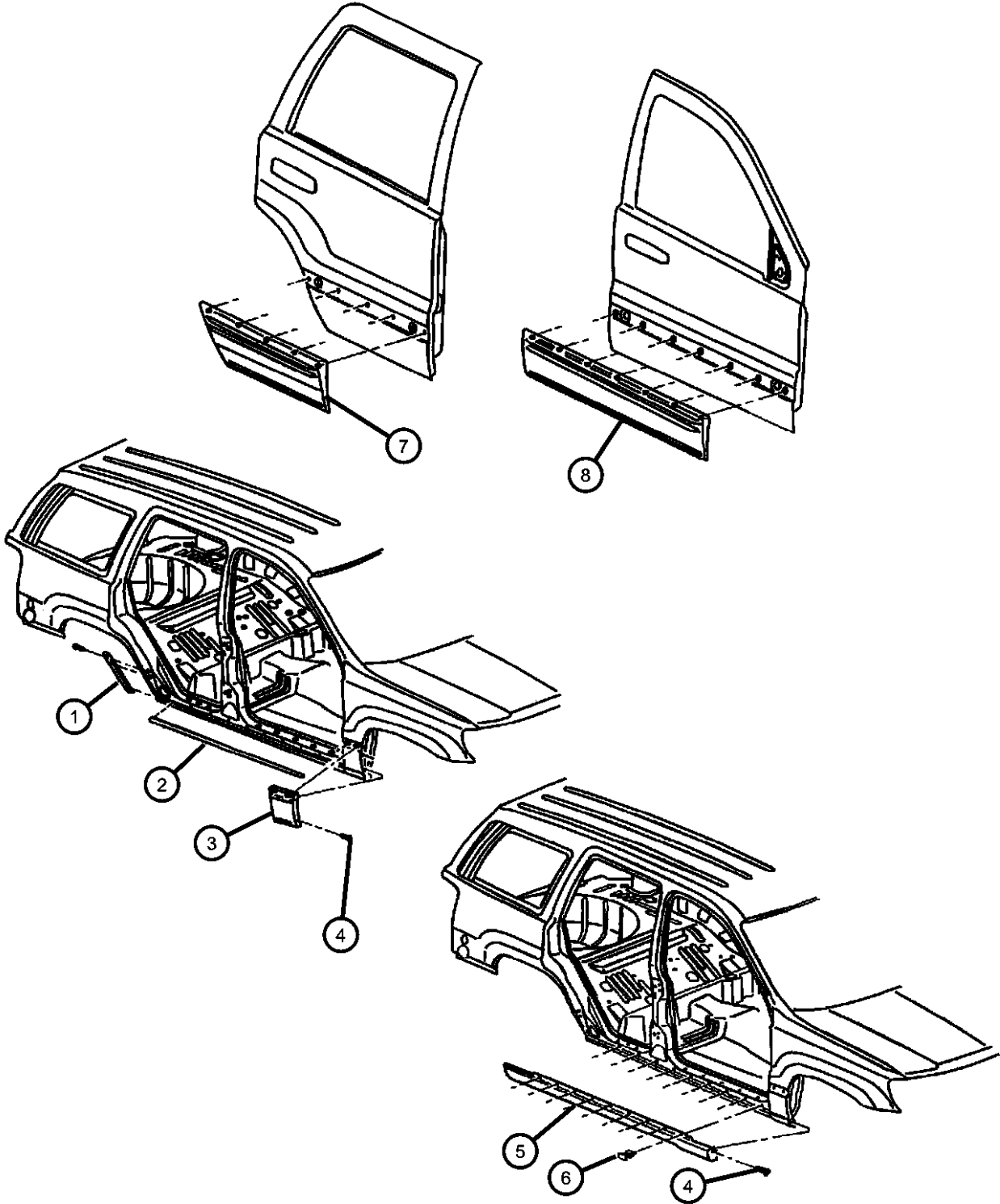
Moldings,Upper  
Figure EWG-210



ITEM	PART NUMBER	QTY	LINE	SERIES	BODY	ENGINE	TRANS	TRIM	DESCRIPTION
1	55136902AD	1							MOLDING, Windshield Right
	55136903AD	1							Left
2	55135592AC	1							MOLDING, WindshieldUpper
3									APPLIQUE, D Pillar
	5EZ20DX8AB	1							Black Clear Coat, Right
	5EZ20SW1AB	1							Stone White Clear Coat, Right
	5EZ20VAWAB	1							Deep Slate, Right
	5EZ20VTEAB	1							Champagne Pearl Metallic, Right
	5EZ20WB7AB	1							Patriot Blue, Right
	5EZ20WURAB	1							Sienna, Right
	5EZ20XBQAB	1							Steel Blue, Right
	5EZ20XGRAB	1							Shale Green, Right
	5EZ20XSHAB	1							Silverstone, Right
	5EZ20YU2AB	1							Woodland Brown, Right
	5EZ21DX8AB	1							Black Clear Coat, Left
	5EZ21SW1AB	1							Stone White Clear Coat, Left
	5EZ21VAWAB	1							Deep Slate, Left
	5EZ21VTEAB	1							Champagne Pearl Metallic, Left
	5EZ21WB7AB	1							Patriot Blue, Left
	5EZ21WURAB	1							Sienna, Left
	5EZ21XBQAB	1							Steel Blue, Left
	5EZ21XGRAB	1							Shale Green, Left
	5EZ21XSHAB	1							Silverstone, Left
	5EZ21YU2AB	1							Woodland Brown, Left
4									EXHAUSTER, Quarter Panel
	55136278AF	1							Right
	55136279AF	1							Left
5	55136280AB	2							EXHAUSTER, Quarter Panel
6	06004512	4							CLIP, D Pillar Exhauster
7	55135869AC	1							SEAL, Body Side
8	55135869AC	1							SCREW, Tapping, .164-18x.437, 06033605, (NOT SERVICED)

AR = use ase required - = Non illustrated part

Cladding and Sill Moldings  
Figure EWG-220

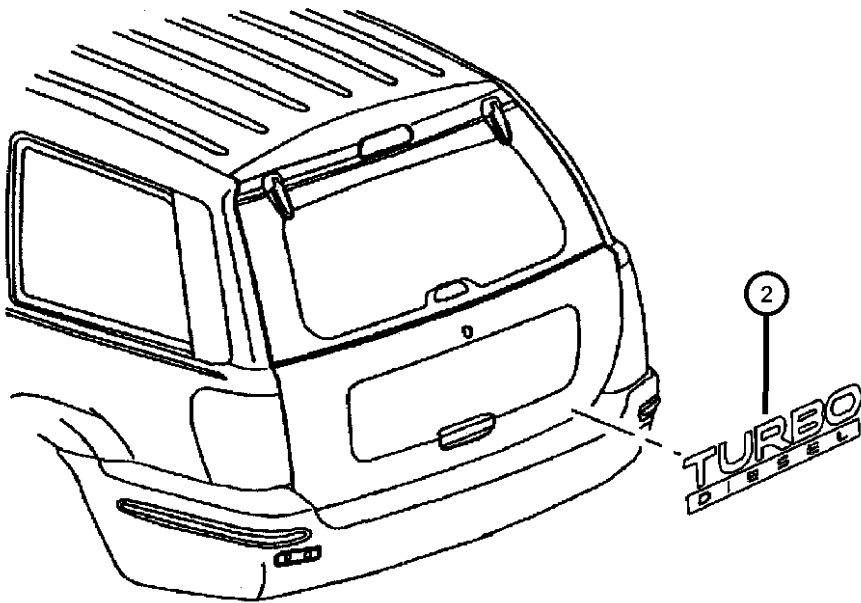



ITEM	PART NUMBER	QTY	LINE	SERIES	BODY	ENGINE	TRANS	TRIM	DESCRIPTION
Note: Larado Cladding Colors, Order with Paint Codes. (Gray HS5= AW, BT, PT, R4, X8) (Brownstone VF7= S4, S5, TH, TK, UL, W1)									
1									CLADDING, Quarter Panel
	5EY78XS9	1		H					Dark Gray. Laredo, S9, Right
	5EY79XS9	1		H					Dark Gray. Laredo, S9, Left
2									MOLDING, Sill Cover
	5EY64XS9	1		P					Charcoal, Right
	5EY65XS9	1		P					Charcoal, Left
3									CLADDING, Fender
	05015766AA	1		P					Service Dealer Paint, Right
	05015767AA	1		P					Service Dealer Paint, Left
	5FR16XS9	1		H					Charcoal, Right
	5FR17XS9	1		H					Charcoal, Left
4	06035217	4							SCREW, Round Head, .164-18.5
5									MOLDING, Sill Cover
	5EY64XS9	1		H					Dark Gray, S9, Right
	5EY65XS9	1		H					Dark Gray, S9, Left
6	5FR56DX9	18		H, P					RETAINER
7									CLADDING, Rear Door
	05015772AA	1		P					Service Dealer Paint, Right
	05015773AA	1		P					Service Dealer Paint, Left
	5EY74XS9AB	1		H					Dark Gray. Laredo, S9, Right
	5EY75XS9AB	1		H					Dark Gray. Laredo, S9, Left
8									CLADDING, Front Door
	05015770AA	1		P					Service Dealer Paint, Right
	05015771AA	1		P					Service Dealer Paint, Left
	5FR20XS9AB	1		H					Dark Gray. Laredo, S9, Right
	5FR21XS9AB	1		H					Dark Gray. Laredo, S9, Left

AR = use ase required - = Non illustrated part

Decals  
Figure EWG-310

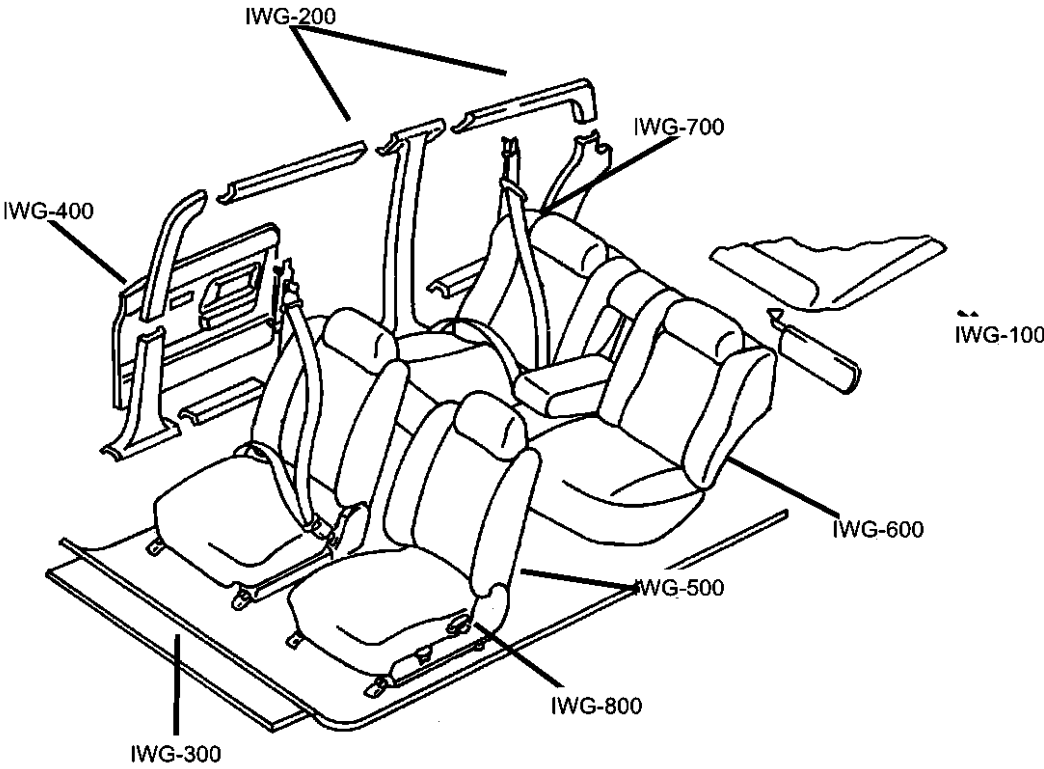
ITEM	PART NUMBER	QTY	LINE	SERIES	BODY	ENGINE	TRANS	TRIM	DESCRIPTION
1	55156043AA	2							DIMENSIONAL GRAPHIC, LIMITED DECAL, Turbo Diesel
2	55156044AA	1							



AR = use ase required - = Non illustrated part

# Group - IWG

## Interior Trim



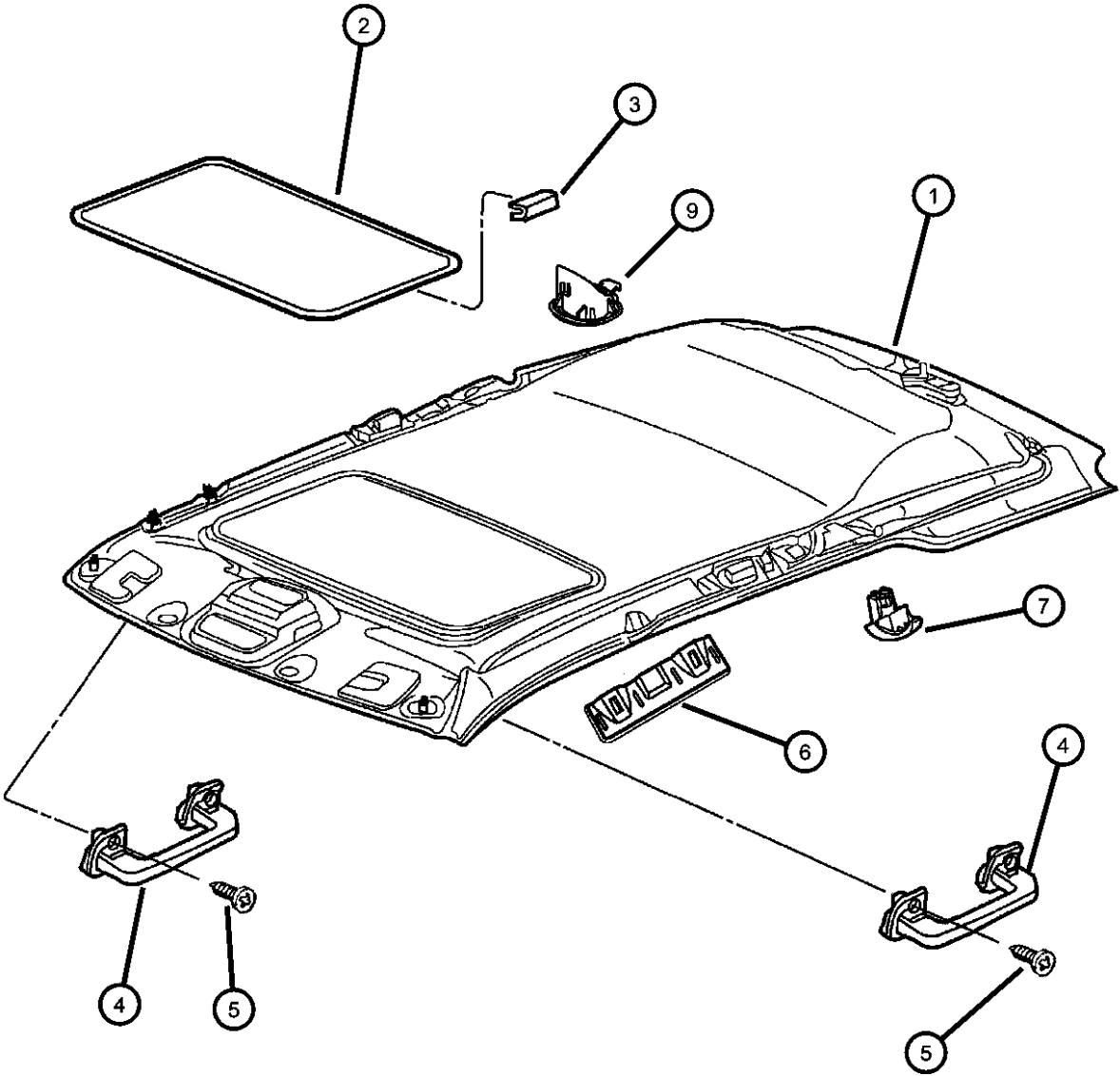
<b>IWG-100</b> Headliner and Visor	<b>IWG-1000</b> Lift Gate Trim	<b>IWG-200</b> Panel - Mouldings, Scuff Plates	<b>IWG-300</b> Carpet
<b>IWG-400</b> Door Trim Panels	<b>IWG-500</b> Front Seats and Attaching Parts	<b>IWG-600</b> Rear Seats and Attaching Parts	<b>IWG-700</b> Seat Belts - Front and Rear
<b>IWG-800</b> Adjusters, Covers, Shields and Risers			



Group - IWG Interior Trim

Illustration Title	Group-Fig. No.
<b>Headliner and Visor</b>	
Headliner and Assist Handle .....	Fig. IWG - 110
Sunvisor.....	Fig. IWG - 120
<b>Panel - Mouldings, Scuff Plates</b>	
Front Trim Panels and Scuff Plates.....	Fig. IWG - 210
Rear Trim Panels.....	Fig. IWG - 220
<b>Carpet</b>	
Carpet and Insulation .....	Fig. IWG - 310
<b>Door Trim Panels</b>	
Door Trim Panel.....	Fig. IWG - 410
<b>Front Seats and Attaching Parts</b>	
Front Seat,Cloth,Trim H7 .....	Fig. IWG - 510
Front Seat,Leather,Trim Code EL.....	Fig. IWG - 520
<b>Rear Seats and Attaching Parts</b>	
Rear Seat,Trim Code H7 .....	Fig. IWG - 610
Rear Seat,Trim Code EL .....	Fig. IWG - 630
<b>Seat Belts - Front and Rear</b>	
Front Seat Belt .....	Fig. IWG - 710
Rear Seat Belt.....	Fig. IWG - 720
<b>Adjusters, Covers, Shields and Risers</b>	
Recliners and Adjusters .....	Fig. IWG - 810
<b>Lift Gate Trim</b>	
Liftgate Panel and Scuff Plate.....	Fig. IWG - 1010

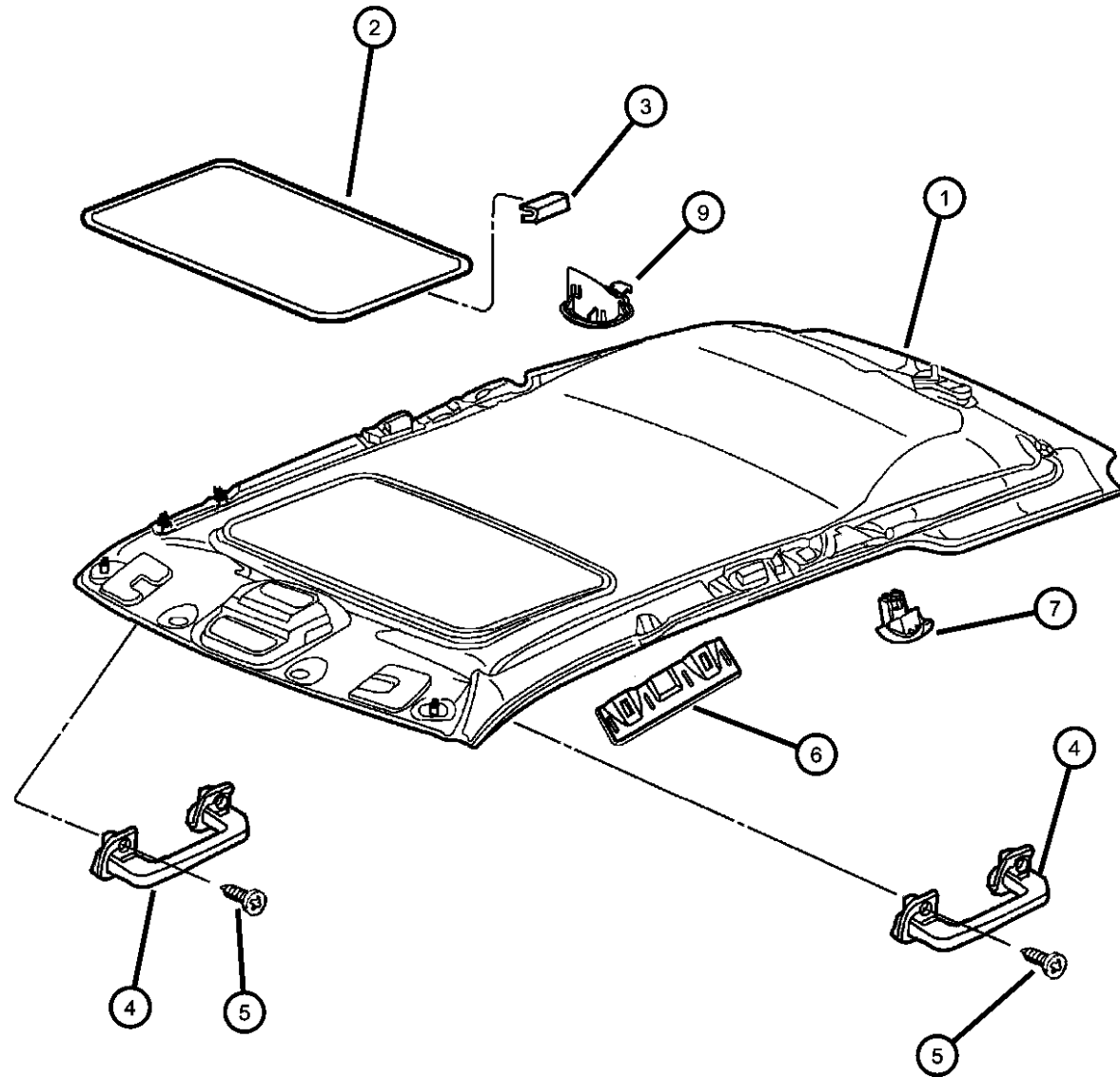
Headliner and Assist Handle  
Figure IWG-110



ITEM	PART NUMBER	QTY	LINE	SERIES	BODY	ENGINE	TRANS	TRIM	DESCRIPTION
Sales Code [ABA] = Australia									
1									HEADLINER
	5GE19TL2AC	1	U					*O0	[AZ],With Illuminated Visor Vanity , With Sunroof, Without [ABA]
		1	U					*O0	[A2],With Illuminated Visor Vanity , With Sunroof, Without [ABA]
	5GE19XT5AC	1	U					*O0	[T5],With Illuminated Visor Vanity , With Sunroof, Without [ABA]
	5GE20TL2AC	1	U					*O0	[AZ],With Illuminated Visor Vanity , Without Sunroof, Without [ABA]
		1	U					*O0	[A2],With Illuminated Visor Vanity , Without Sunroof, Without [ABA]
	5GE20XT5AC	1	U					*O0	[T5],With Illuminated Visor Vanity , Without Sunroof, Without [ABA]
	5GR05TL2AC	1	J					*O0	[AZ],With Illuminated Visor Vanity , Without Sunroof
		1	J					*O0	[A2],With Illuminated Visor Vanity , Without Sunroof
	5GR05XT5AC	1	J					*O0	[T5],With Illuminated Visor Vanity , Without Sunroof
	5GR07TL2AC	1	J					*O0	[AZ],With Illuminated Visor Vanity , With Sunroof
		1	J					*O0	[A2],With Illuminated Visor Vanity , With Sunroof
	5GR07XT5AC	1	J					*O0	[T5],With Illuminated Visor Vanity , With Sunroof
	5GX24TL2AC	1	U					*O0	[AZ],With Vanity Mirror ,With [ABA], Without Sunroof
	5GX24XT5AC	1	U					*O0	[T5],With Vanity Mirror ,With [ABA], Without Sunroof
	5GX25TL2AC	1	U					*O0	[AZ],With Illuminated Visor Vanity , With Sunroof, With [ABA]
		1	U					*O0	[A2],With Illuminated Visor Vanity , With Sunroof, With [ABA]
	5GX25XT5AC	1	U					*O0	[T5],With Illuminated Visor Vanity , With Sunroof, With [ABA]
	5HE07TL2AB	1	J					*O0	[AZ],With Vanity Mirror , Without Sunroof
	5HE07XT5AB	1	J					*O0	[T5],With Vanity Mirror , Without Sunroof
	5HE08TL2AB	1	U					*O0	[AZ],With Vanity Mirror , Without Sunroof
	5HE08XT5AB	1	U					*O0	[T5],With Vanity Mirror , Without Sunroof
	5HE09TL2AB	1	U					*O0	[AZ],With Illuminated Visor Vanity , Without Sunroof, With [ABA]
		1	U					*O0	[A2],With Illuminated Visor Vanity , Without Sunroof, With [ABA]
	5HE09XT5AB	1	U					*O0	[T5],With Illuminated Visor Vanity , Without Sunroof, With [ABA]
2									WELT, Headliner
	5FW36TL2AA	1						*O0	[AZ]
		1						*O0	[A2]
	5FW36XT5AA	1						*O0	[T5]
3	5GD77TL2AA	1						*O0	RETAINER, Sunroof Welt, [AZ]

AR = use ase required - = Non illustrated part

# Headliner and Assist Handle Figure IWG-110

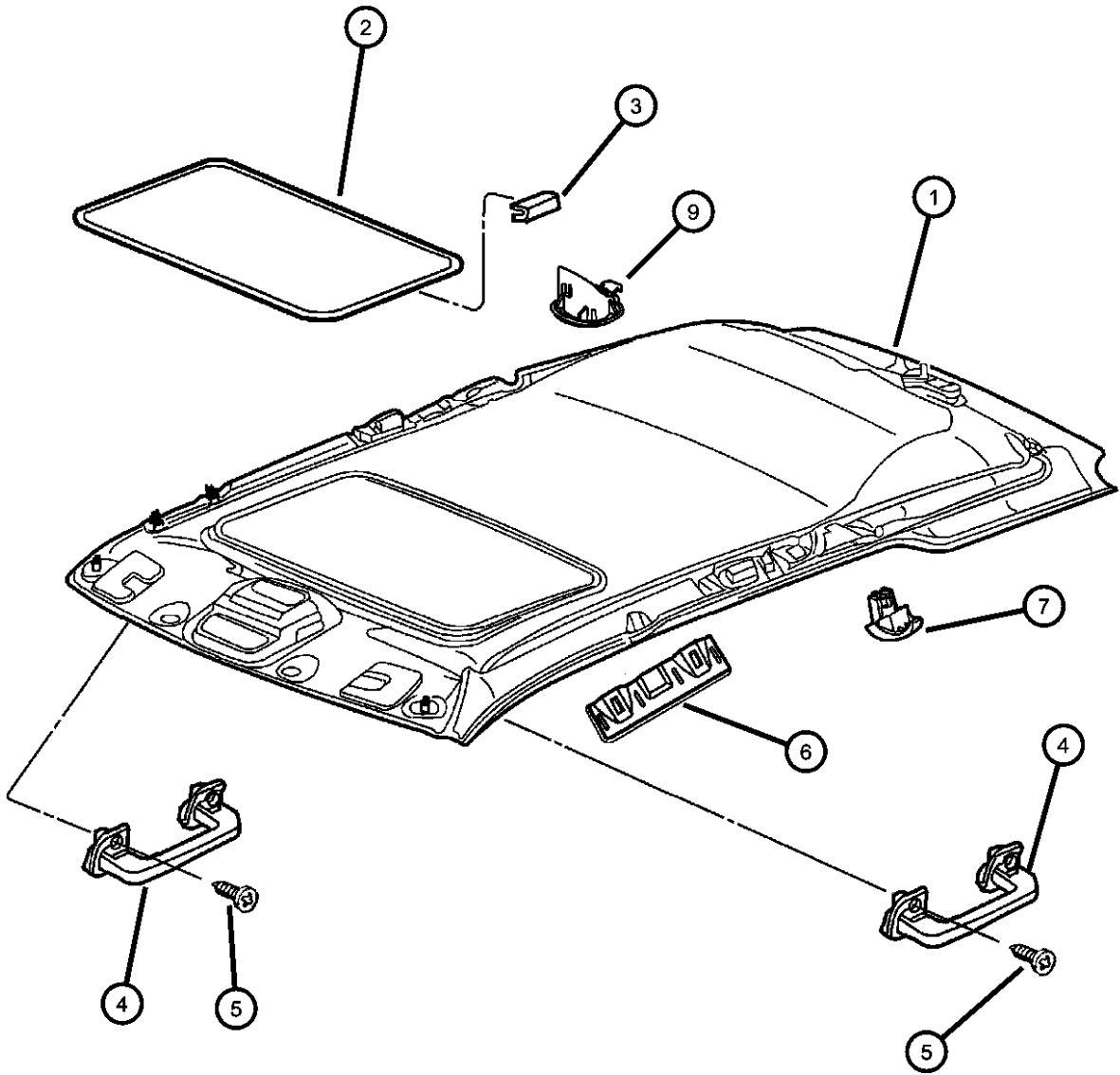


ITEM	PART NUMBER	QTY	LINE	SERIES	BODY	ENGINE	TRANS	TRIM	DESCRIPTION
4									HANDLE, Roof Grab
	5FS41TL2AB	1	J					*O0	[AZ], Front, Right
		1	U					*O0	[AZ], Front, Right
		1	U					*O0	[A2], Front, Right
		1	J					*O0	[A2], Front, Right
	5FS41XT5AB	1	J					*O0	[T5], Front, Right
		1	U					*O0	[T5], Front, Right
	5FS60TL2	1	J					*O0	[AZ], Rear, Right
		1	U					*O0	[AZ], Rear, Right
		1	U					*O0	[A2], Rear, Right
		1	J					*O0	[A2], Rear, Right
	5FS60XT5	1	J					*O0	[T5], Rear, Right
		1	U					*O0	[T5], Rear, Right
	5FS61TL2	1	J					*O0	[AZ], Rear, Left
		1	U					*O0	[AZ], Rear, Left
		1	U					*O0	[A2], Rear, Left
		1	J					*O0	[A2], Rear, Left
	5FS61XT5	1	J					*O0	[T5], Rear, Left
		1	U					*O0	[T5], Rear, Left
5									SCREW, .164-18x.75
	06035324	2	J					*O0	
		2	U					*O0	
6	55196739AB	1	U						BRACKET, Grab Handle
7									HOOK, Coat
	5FS52TL2	2	J					*O0	[AZ, A2]
		1	U					*O0	[AZ, A2]
	5FS52XT5	2	J					*O0	[T5]
		2	U					*O0	[T5]
-8									CLIP, Headliner Mounting
	05016132AA	1	J					*O0	
		1	U					*O0	
9									BEZEL, Tether anchor
	5GX26TL2AB	1	J					*O0	[AZ], Right
		1	U					*O0	[AZ], Right
		1	J					*O0	[A2], Right
		1	U					*O0	[A2], Right
	5GX26XT5AB	1	J					*O0	[T5], Right
		1	U					*O0	[T5], Right
	5GX27TL2AB	1	J					*O0	[AZ], Left
		1	U					*O0	[AZ], Left

AR = use ase required - = Non illustrated part

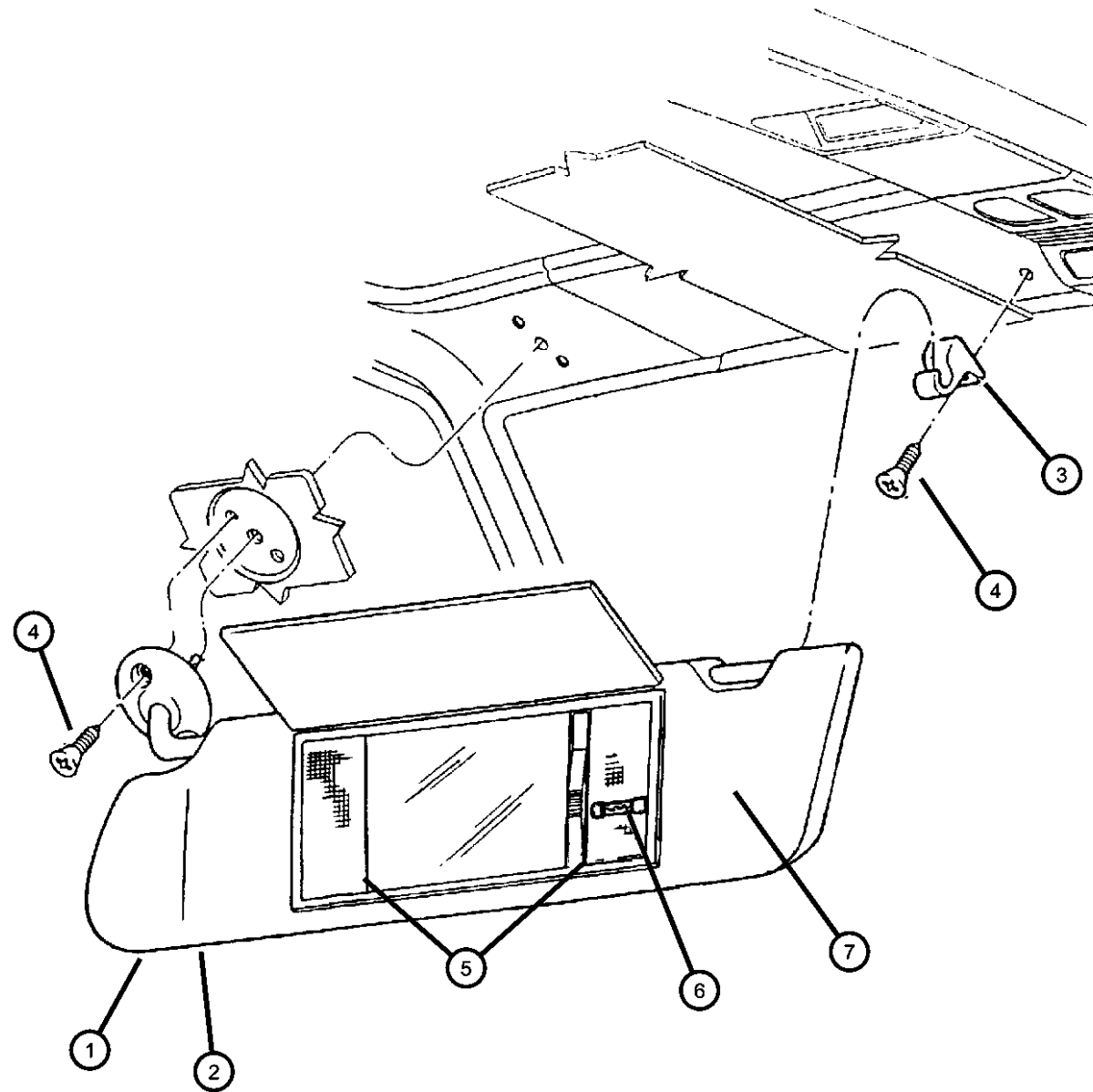
Headliner and Assist Handle  
Figure IWG-110

ITEM	PART NUMBER	QTY	LINE	SERIES	BODY	ENGINE	TRANS	TRIM	DESCRIPTION
		1	U					*O0	[A2], Left
		1	J					*O0	[A2], Left
	5GX27XT5AB	1	J					*O0	[T5], Left
		1	U					*O0	[T5], Left
-10	55196862AA	1							SPACER



AR = use ase required - = Non illustrated part

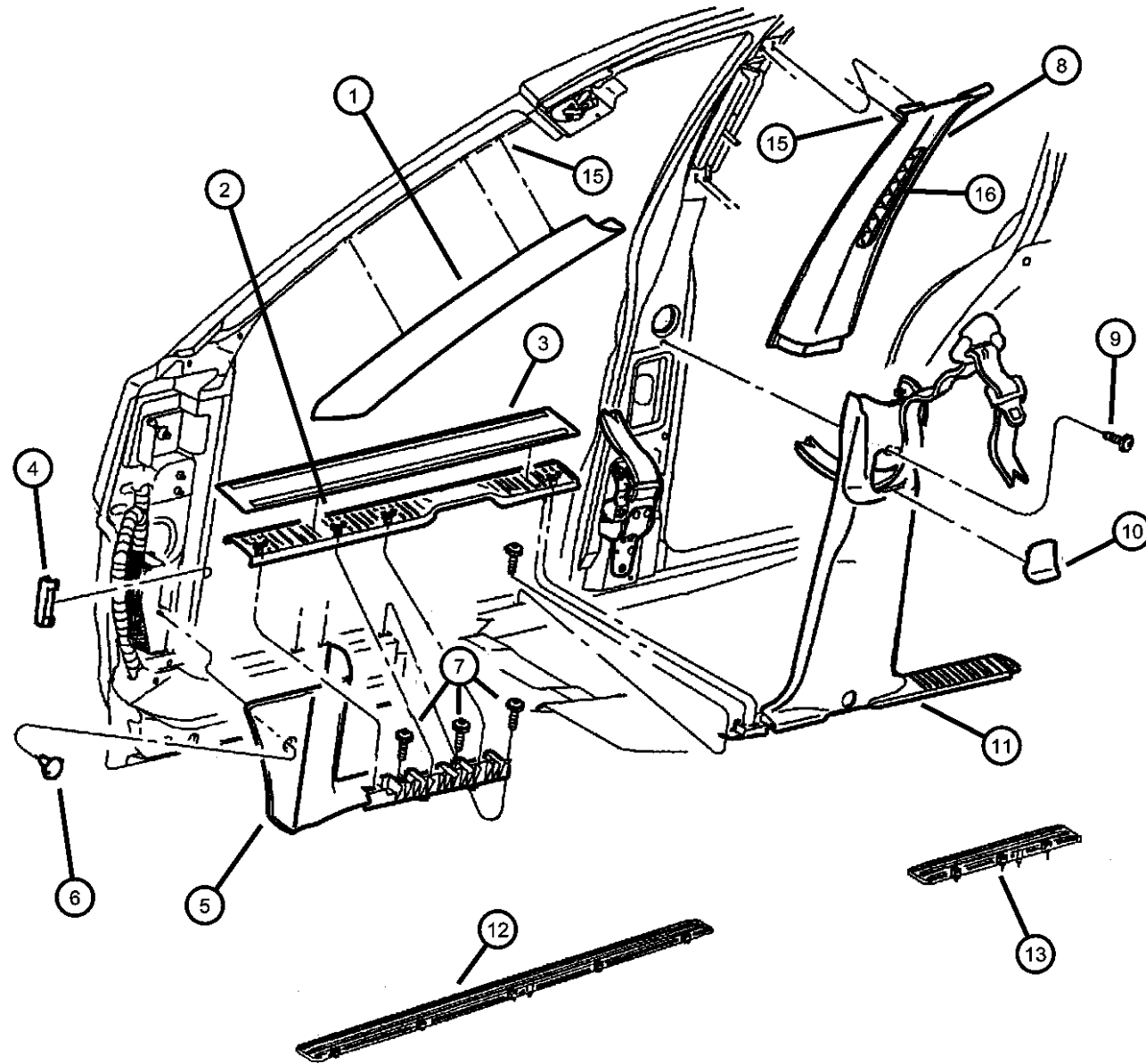
**Sunvisor  
Figure IWG-120**



ITEM	PART NUMBER	QTY	LINE	SERIES	BODY	ENGINE	TRANS	TRIM	DESCRIPTION
1									VISOR, Illuminated
	5HB42TL2AB	1	U					*O0	[AZ, A2], Right
	5HB43TL2AA	1	U					*O0	[AZ], Left
	5HB43XT5AA	1	U					*O0	[T5], Left
	5HB94TL2AA	1	J					*O0	[AZ], Right
	5HB94XT5AA	1	J					*O0	[T5], Right
	5HB95TL2AB	1	J					*O0	[AZ], Left
	5HB95XT5AB	1	J					*O0	[T5], Left
2									VISOR, W/Mirror
	5HB92TL2AA	1	J					*O0	[AZ], Right
	5HB92XT5AA	1	J					*O0	[T5], Right
	5HB93TL2AB	1	J					*O0	[AZ], Left
	5HB93XT5AB	1	J					*O0	[T5], Left
3									SUPPORT, Visor
	5GH37TL2AA	2	J					*O0	[AZ]
		1	U					*O0	[AZ]
	5GH37XT5AA	2	J					*O0	[T5]
		2	U					*O0	[T5]
4									SCREW, .164-18x.75
	06035324	2	J					*O0	
		2	U					*O0	
5									LENS, Illuminated Visor
	04778794	1	J					*O0	
		1	U					*O0	
6									BULB, 74
	06501966	1	J					*O0	
		1	U					*O0	
7	04595746AA	1							LABEL, Air Bag Warning

AR = use ase required - = Non illustrated part

**Front Trim Panels and Scuff Plates**  
**Figure IWG-210**

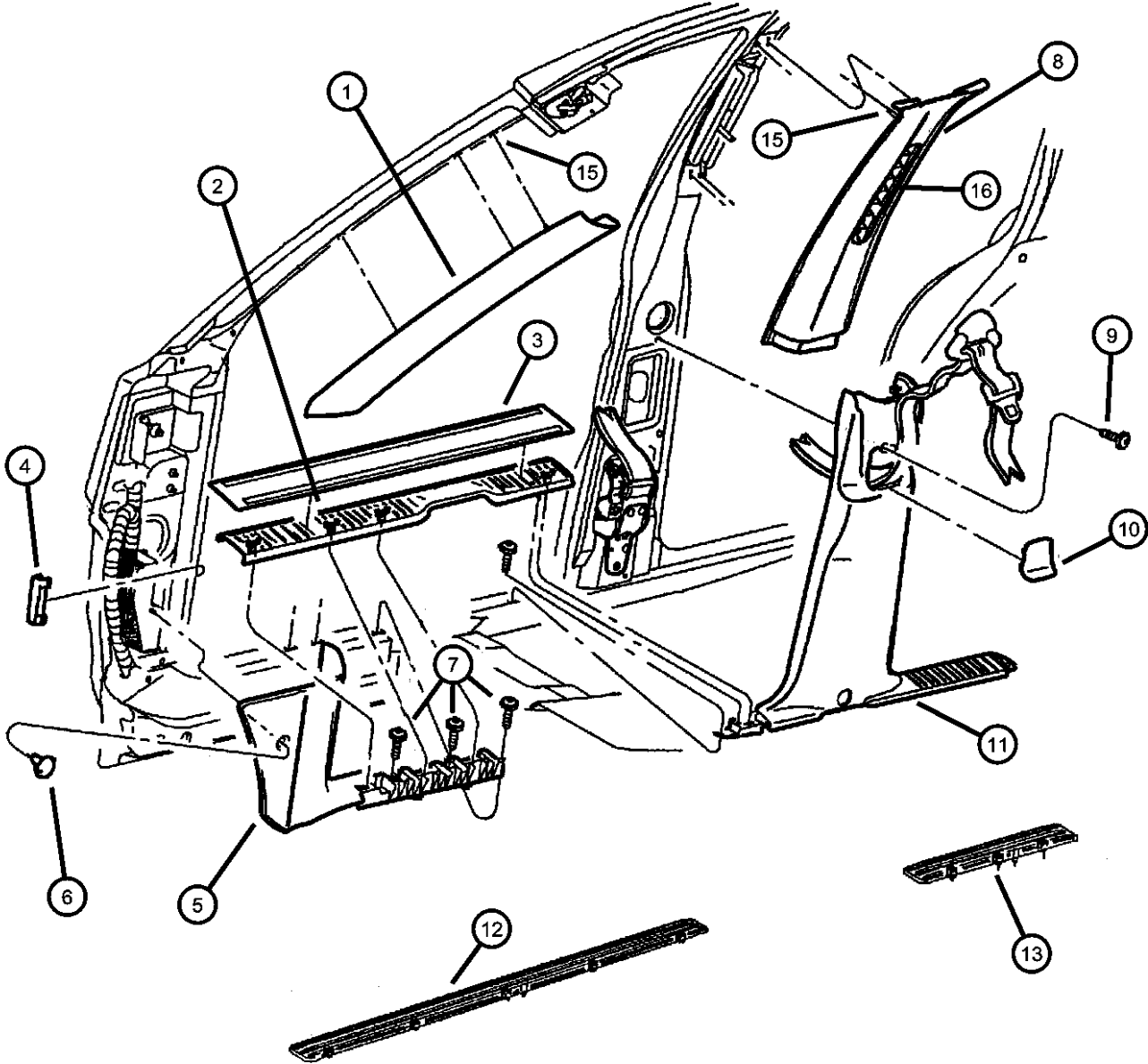


ITEM	PART NUMBER	QTY	LINE	SERIES	BODY	ENGINE	TRANS	TRIM	DESCRIPTION
1									MOLDING, Windshield Garnish
	5FA52LAZAD	1						*O0	[AZ]
	5FA52XTMAD	1						*O0	[T5]
	5FA53LAZAD	1						*O0	[AZ], Left
	5FA53XTMAD	1						*O0	[T5], Left
2									SILL COVER, Interior
	5FX10LAZAC	1						*O0	[AZ]
	5FX10XT5AC	1						*O0	[T5]
	5FX11LAZAC	1						*O0	[AZ], Left
	5FX11XT5AC	1						*O0	[T5], Left
3	5FX11XT5AC	1							PROTECTOR, Door Opening, (NOT SERVICED),
4	55196878AB	2							CLIP, Trim Panel
5									PANEL, Cowl
	55135442AE	1	J						Right
	55135443AE	1	J						Left
	5FA60LAZAD	1	J					*O0	[AZ], Right
	5FA60XT5AD	1	J					*O0	[T5], Right
	5GE26LAZAC	1	U					*O0	[A2, AZ], Right
	5GE26XT5AC	1	U					*O0	[T5], Right
	5GE27LAZAC	1	U					*O0	[A2, AZ], Left
	5GE27XT5AC	1	U					*O0	[T5], Left
	5HM22LAZAA	1	J					*O0	[AZ], Left
	5HM22XT5AA	1	J					*O0	[T5], Left
6	06503339	2							NUT, Plastic
7	06503339	2							SCREW, .164-18x.625, (NOT SERVICED)
8									PANEL, B Pillar
	5FA56LAZAB	1						*O0	[AZ], Upper, Right
	5FA56XT5AB	1						*O0	[T5], Upper, Right
	5FA57LAZAB	1						*O0	[AZ], Upper, Left
	5FA57XT5AB	1						*O0	[T5], Upper, Left
9	06032723	6							SCREW, Self Tapping, M4.2x1.69x19.05
10									COVER, B Pillar Trim Panel
	5FP86LAZ	2						*O0	[AZ]
	5FP86XT5	2						*O0	[T5]
11									PANEL, B Pillar Lower Trim
	5FW54LAZAB	1						*O0	[AZ], Right
	5FW54XT5AB	1						*O0	[T5], Right
	5FW55LAZAB	1						*O0	[AZ], Left
	5FW55XT5AB	1						*O0	[T5], Left
12	5GH22DX9AA	2						*O0	PLATE, Front Door Scuff

AR = use ase required - = Non illustrated part

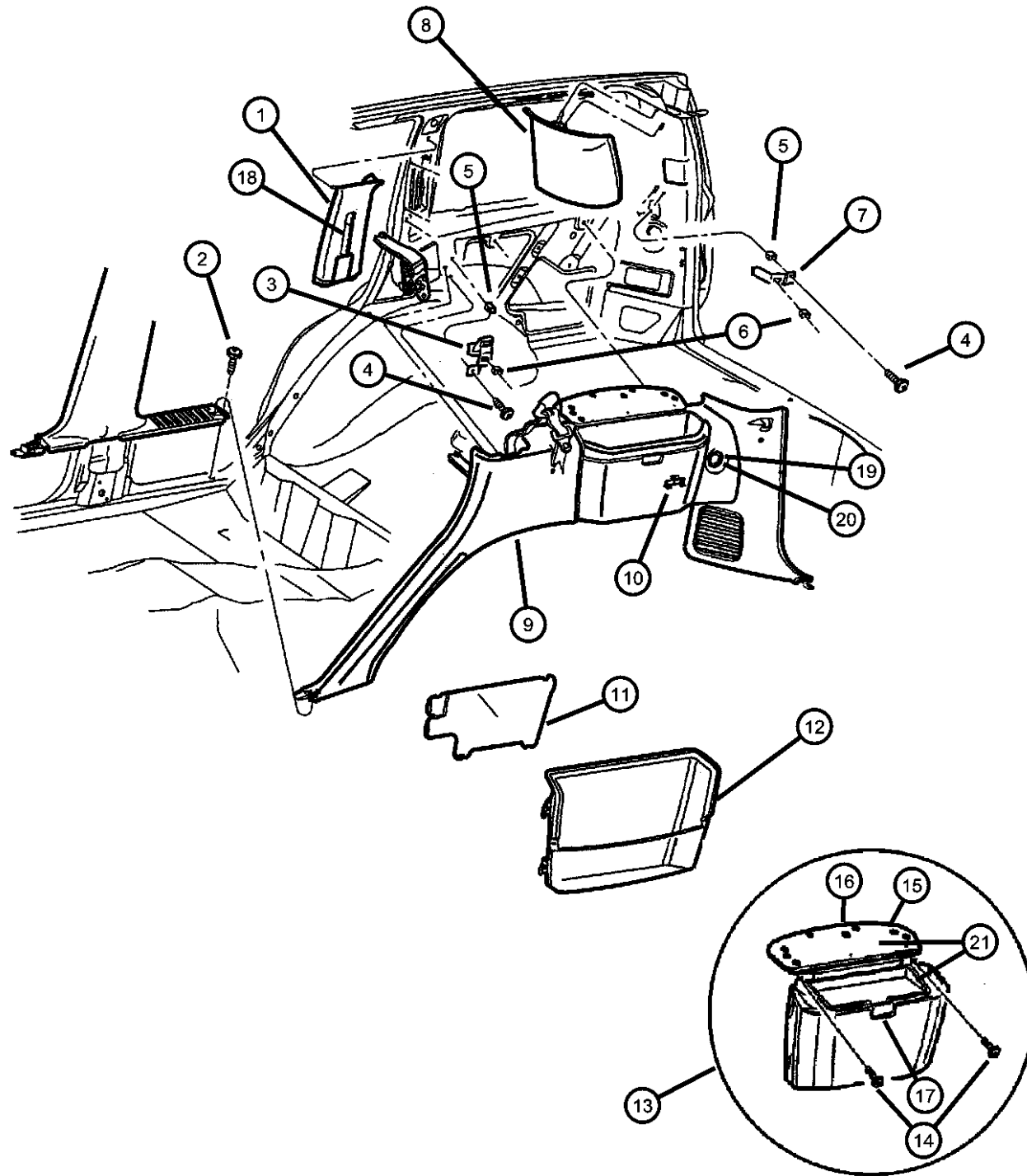
Front Trim Panels and Scuff Plates  
Figure IWG-210

ITEM	PART NUMBER	QTY	LINE	SERIES	BODY	ENGINE	TRANS	TRIM	DESCRIPTION
13	5GH23DX9AA	2						*O0	PLATE, Rear Door Scuff
-14	55196930AA	2							PLATE, Scuff, Cover, Rear
15	55214846	2						*O0	CLIP, Trim Panel
16									ADJUSTER, Seat Belt Turning Loop, Slider, Also serviced in B Trim Panel, Item #8
	5FS19LAZ	1						*O0	[AZ]
	5FS19XT5	1						*O0	[T5]



AR = use ase required - = Non illustrated part

# Rear Trim Panels Figure IWG-220

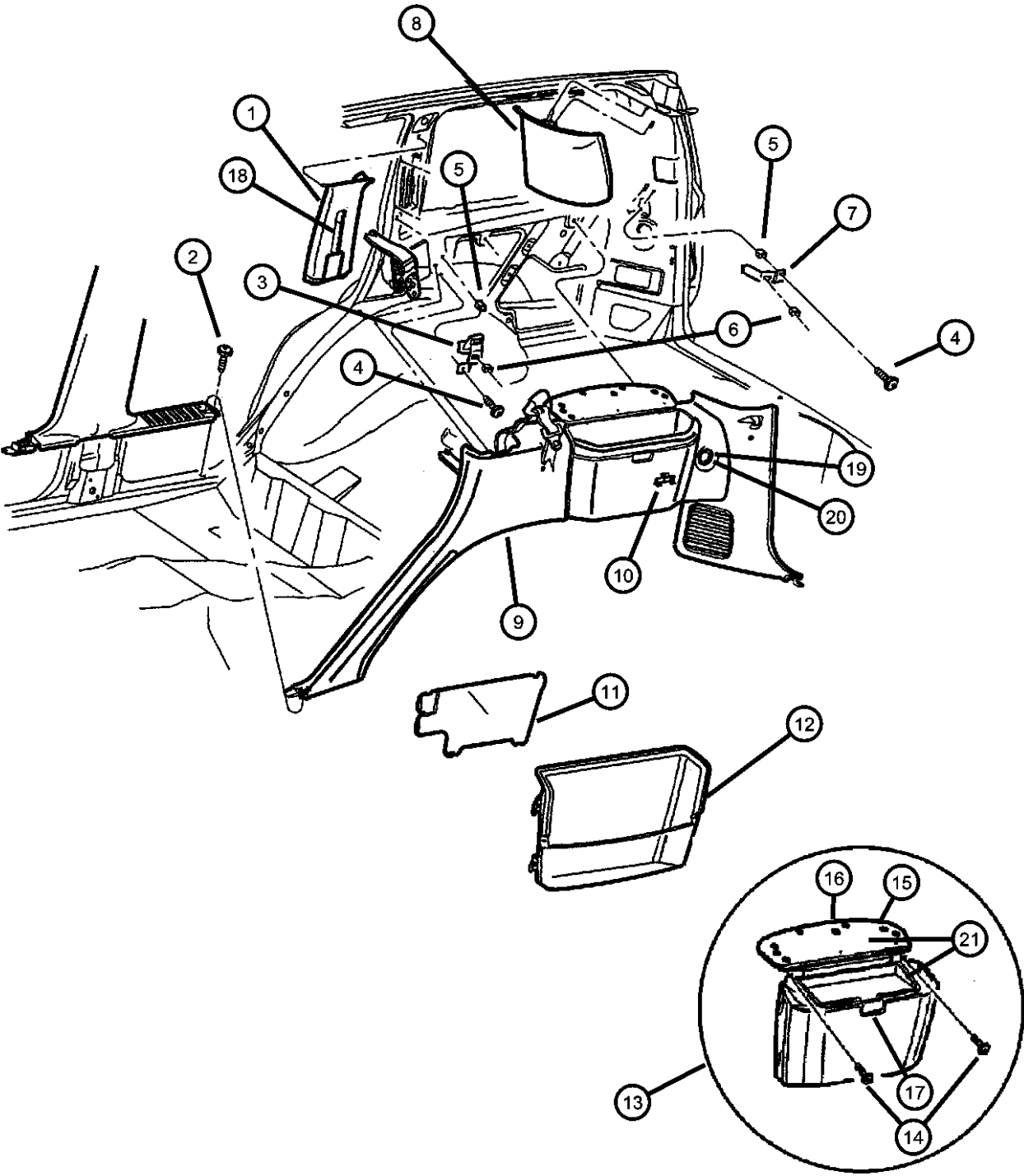


ITEM	PART NUMBER	QTY	LINE	SERIES	BODY	ENGINE	TRANS	TRIM	DESCRIPTION
1									PANEL, C Pillar
	5FA78LAZAE	1						*O0	[AZ], Right
	5FA78XT5AE	1						*O0	[T5], Right
	5FA79LAZAE	1						*O0	[AZ], Left
	5FA79XT5AE	1						*O0	[T5], Left
2	5FA79XT5AE	1							SCREW, .164-18x.625, (NOT SERVICED),
3	55196742AB	2							BRACKET, Quarter TrimFront
4	00154806	2							SCREW, Round Head, .164-15x1.00
5	06035498	2							NUT, Spring Type, .164-7.5
6	06035773	2							NUT
7	55196744AB	2							BRACKET, Quarter TrimRear
8									PANEL, D Pillar Trim
	5FA72LAZAB	1						*O0	[AZ], Right
	5FA72XT5AB	1						*O0	[T5], Right
	5FA73LAZAB	1						*O0	[AZ], Left
	5FA73XT5AB	1						*O0	[T5], Left
9									PANEL, Quarter Trim
	5FA621AZAF	1						*O0	[AZ], Right
	5FA621T5AF	1						*O0	[T5], Right
	5GK211AZAA	1						*O0	[AZ],w/Cargo Net, Left
	5GK21XT5AA	1						*O0	[T5],w/Crago Net, Left
10	55196901AB	4							LOOP, Cargo Tie Down
11									COVER, Bolt
	5FY38LAZAA	1						*O0	[AZ]
	5FY38XT5AA	1						*O0	[T5]
12									BIN, Storage
	5FS14LAZ	1						*O0	[AZ]
	5FS14XT5	1						*O0	[T5]
13									BIN, Storage
	5FW371AZAD	1						*O0	[AZ]
	5FW371T5AD	1						*O0	[T5]
14	00154867AA	8							SCREW, [.164-15X.500]
15	04754478	4						*O0	BUMPER, Armrest Lid
16									DOOR
	5FS20LAZ	1						*O0	[AZ]
	5FS20XT5	1						*O0	[T5]
17	55196620	1						*O0	LATCH, Storage Bin Lid
18									ADJUSTER, Seat Belt Turning Loop, Sider, Also seviced in Item #1
	5FS19LAZ	1						*O0	[AZ]

AR = use ase required - = Non illustrated part



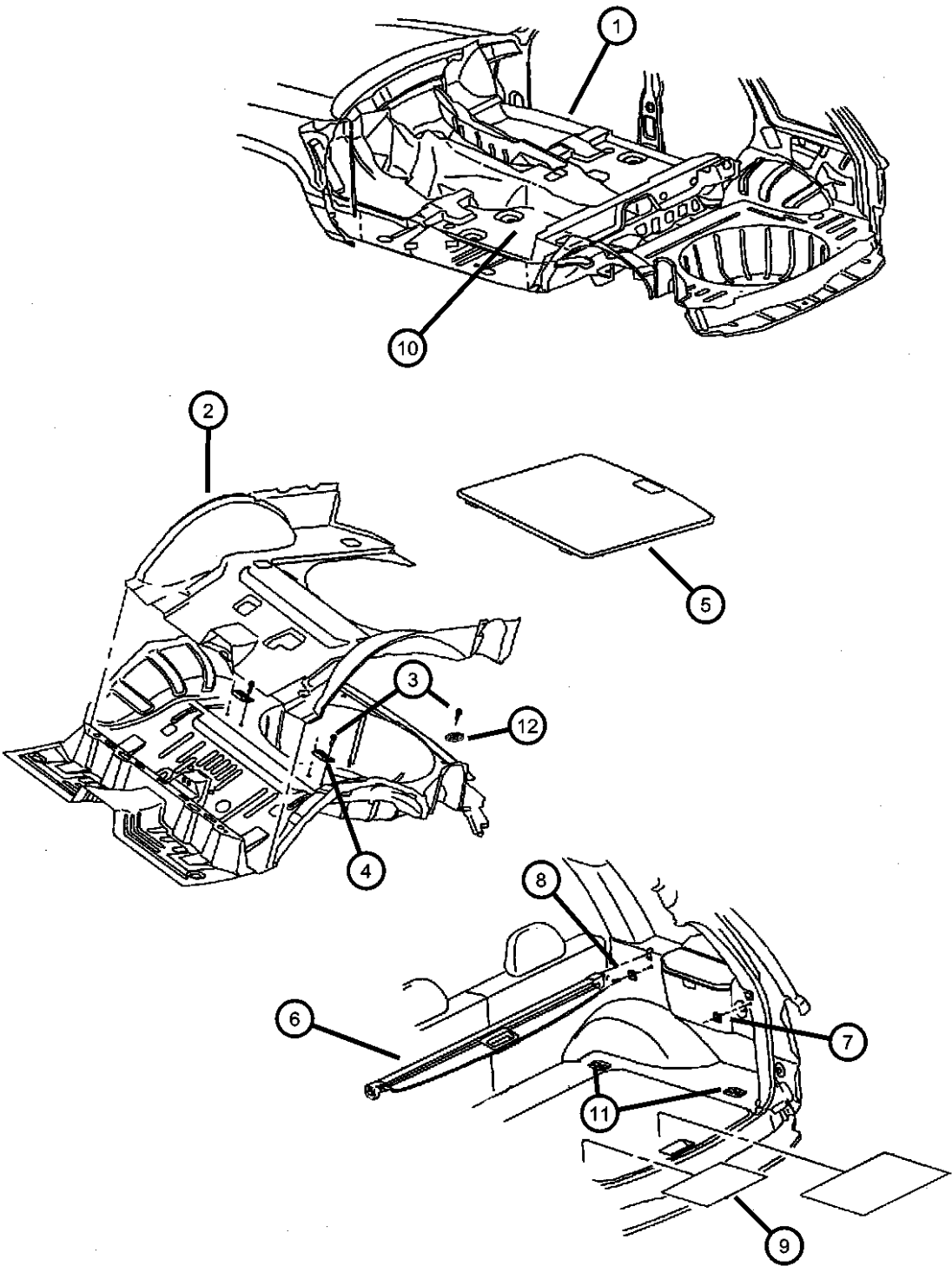
Rear Trim Panels  
Figure IWG-220



ITEM	PART NUMBER	QTY	LINE	SERIES	BODY	ENGINE	TRANS	TRIM	DESCRIPTION
	5FS19XT5	1						*O0	[T5]
19	04685591	1							CAP, Cigar Lighter, Power Outlet, Rear
20									PLUG, 12 V-Outlet
	0HX32DX9AB	1						*O0	[AZ]
		1						*O0	[T5]
21									LID, Storage Bin
	5FS21DX9AC	1						*O0	[T5]
		1						*O0	[AZ]

AR = use ase required - = Non illustrated part

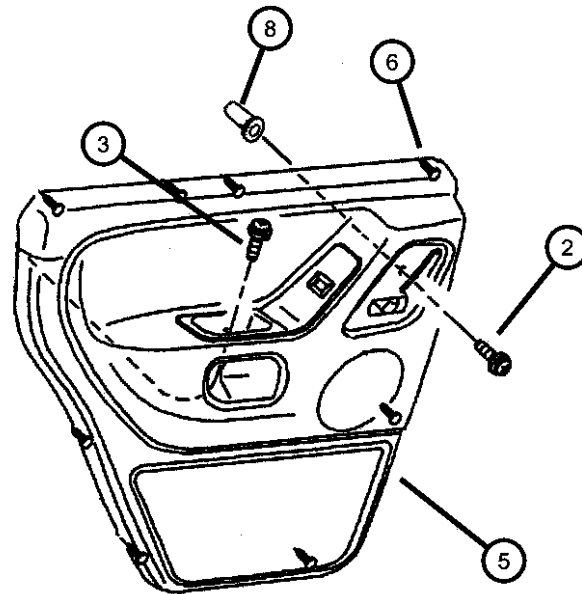
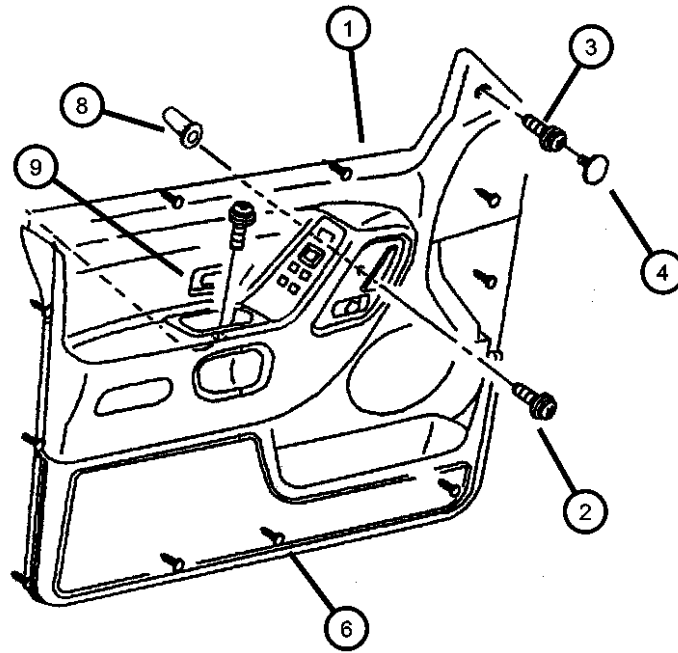
Carpet and Insulation  
Figure IWG-310



ITEM	PART NUMBER	QTY	LINE	SERIES	BODY	ENGINE	TRANS	TRIM	DESCRIPTION
1									CARPET, Front Floor
	5FA20LAZ	1	U					*O0	[AZ]
	5FA20XTM	1	U					*O0	[T5]
	5GC66LAZAA	1	J					*O0	[AZ]
	5GC66XTMAA	1	J					*O0	[T5]
2									CARPET, Cargo Floor
	5GA92LAZAB	1						*O0	[AZ]
	5GA92XTMAB	1						*O0	[T5]
3	06035122	8							RIVET, .187x.70 Black
4	55196748AA	2							BRACKET, Spare Tire, Hinge Cover
5									COVER, Spare Tire
	5HB551AZAA	1						*O0	[AZ]
	5HB551TMAA	1						*O0	[T5]
6									COVER, Cargo Compartment
	5FS271AZAB	1						*O0	[AZ]
	5FS271T5AB	1						*O0	[T5]
7	55196901AB	4							LOOP, Cargo Tie Down
8	00154867AA	8							SCREW, [.164-18x1.625]
9	55196839AB	1							NET, Cargo
10	82203303	1	J, U	H, P	74				MAT KIT, Floor - Rear
11	55196901AB	4							LOOP, Cargo Tie Down
12	55196832AA	2							RETAINER
-13									MAT KIT, Floor
	5HK35LAZAB	1	U					*O0	[AZ],60TH Anniversary
	5HK35XTMAB	1	U					*O0	[T5],60TH Anniversary
	5JB351AZAA	1	J					*O0	[60TH] Anniversary
-14									CLIP, Carpet
	55196834AA	1	J					*O0	
		1	U					*O0	

AR = use ase required - = Non illustrated part

Door Trim Panel  
Figure IWG-410

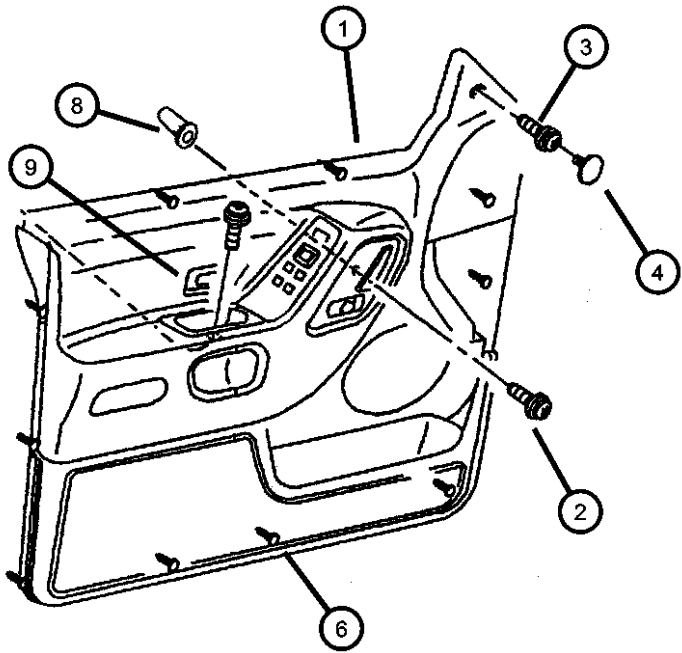


ITEM	PART NUMBER	QTY	LINE	SERIES	BODY	ENGINE	TRANS	TRIM	DESCRIPTION
1									PANEL, Front Door Trim
	0TM041AZAA	1	J	H				*O0	[AZ],With Infinity Speakers, Right
	0TM041T5AA	1	J	H				*O0	[T5],With Infinity Speakers, Right
	0TM051AZAA	1	J	H				*O0	[AZ],With Infinity Speakers, Left
	0TM051T5AA	1	J	H				*O0	[T5],With Infinity Speakers, Left
	0TM061AZAA	1	U	H				*O0	[AZ],With Infinity Speakers, Right
	0TM061T5AA	1	U	H				*O0	[T5],With Infinity Speakers, Right
	0TM071AZAA	1	U	H				*O0	[AZ],With Infinity Speakers, Left
	0TM071T5AA	1	U	H				*O0	[T5],With Infinity Speakers, Left
	0UG521AZAA	1	J	P				*O0	[AZ], Right
	0UG521T5AA	1	J	P				*O0	[T5], Right
	0UG571AZAA	1	J	P				*O0	[AZ], Left
	0UG571T5AA	1	J	P				*O0	[T5], Left
	0UG601AZAA	1	U	P				*O0	[AZ], Right
	0UG601T5AA	1	U	P				*O0	[T5], Right
	0UG611AZAA	1	U	P				*O0	[AZ], Left
	0UG611T5AA	1	U	P				*O0	[T5], Left
2	00154867AA	8							SCREW, M5X0.8X16.00
3	06032723	6							SCREW, Self Tapping, M4.2x1.69x19.05
4									PLUG, Door Trim Panel
	5FC11LAZ	2						*O0	[AZ]
	5FC11XTM	2						*O0	[T5]
5									PANEL, Rear Door Trim
	0TM081AZAA	1		H				*O0	[AZ], Right
	0TM081T5AA	1		H				*O0	[T5], Right
	0TM091AZAA	1		H				*O0	[AZ], Left
	0TM091T5AA	1		H				*O0	[T5], Left
	0UD661AZAA	1		P				*O0	[AZ], Right
	0UD661T5AA	1		P				*O0	[T5], Right
	0UD671AZAA	1		P				*O0	[AZ], Left
	0UD671T5AA	1		P				*O0	[T5], Left
6									FASTENER, Door Trim Panel
	06505539AA	9		P				*O0	Rear Door
		9		H				*O0	Rear Door
		11		P				*O0	Front Door
		11		H				*O0	Front Door
-7									RETAINER, Trim Panel, Pin portion of 6505539AA
	05012874AA	1		P				*O0	Front & Rear Doors
		9		H				*O0	Front & Rear Doors
8	06505201AA	2							NUT

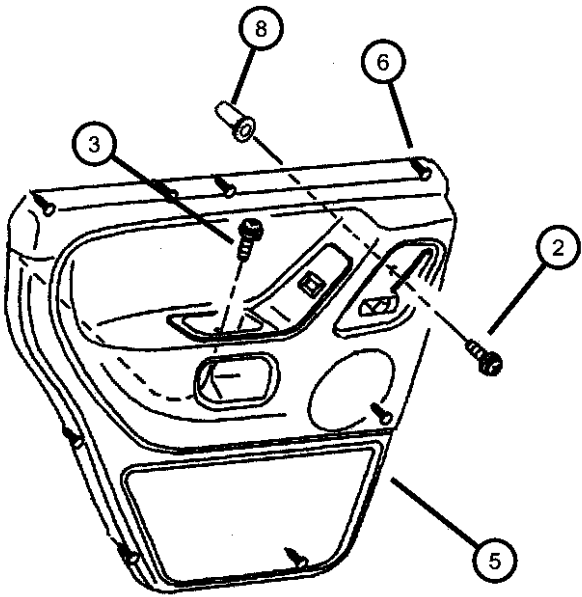
AR = use ase required - = Non illustrated part

Door Trim Panel  
Figure IWG-410

ITEM	PART NUMBER	QTY	LINE	SERIES	BODY	ENGINE	TRANS	TRIM	DESCRIPTION
------	----------------	-----	------	--------	------	--------	-------	------	-------------

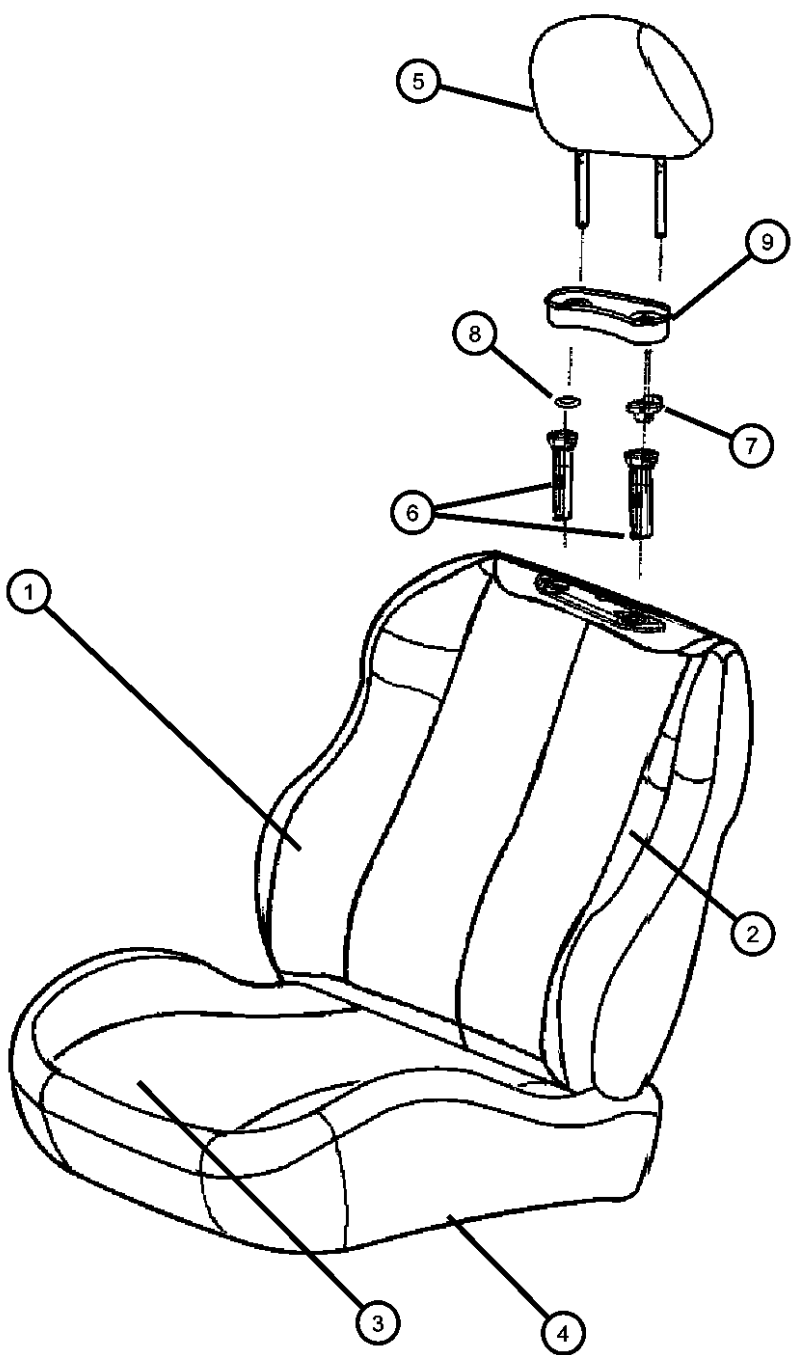


9									BEZEL, Switch, Memory Seats
	0UH621AZAA	1	U	P				*O0	[A2, AZ]
	0UH621T5AA	1	U	P				*O0	[T5]
	0UH631AZAA	1	J	P				*O0	[A2, AZ]
	0UH631T5AA	1	J	P				*O0	[T5]



AR = use ase required - = Non illustrated part

Front Seat,Cloth,Trim H7  
Figure IWG-510

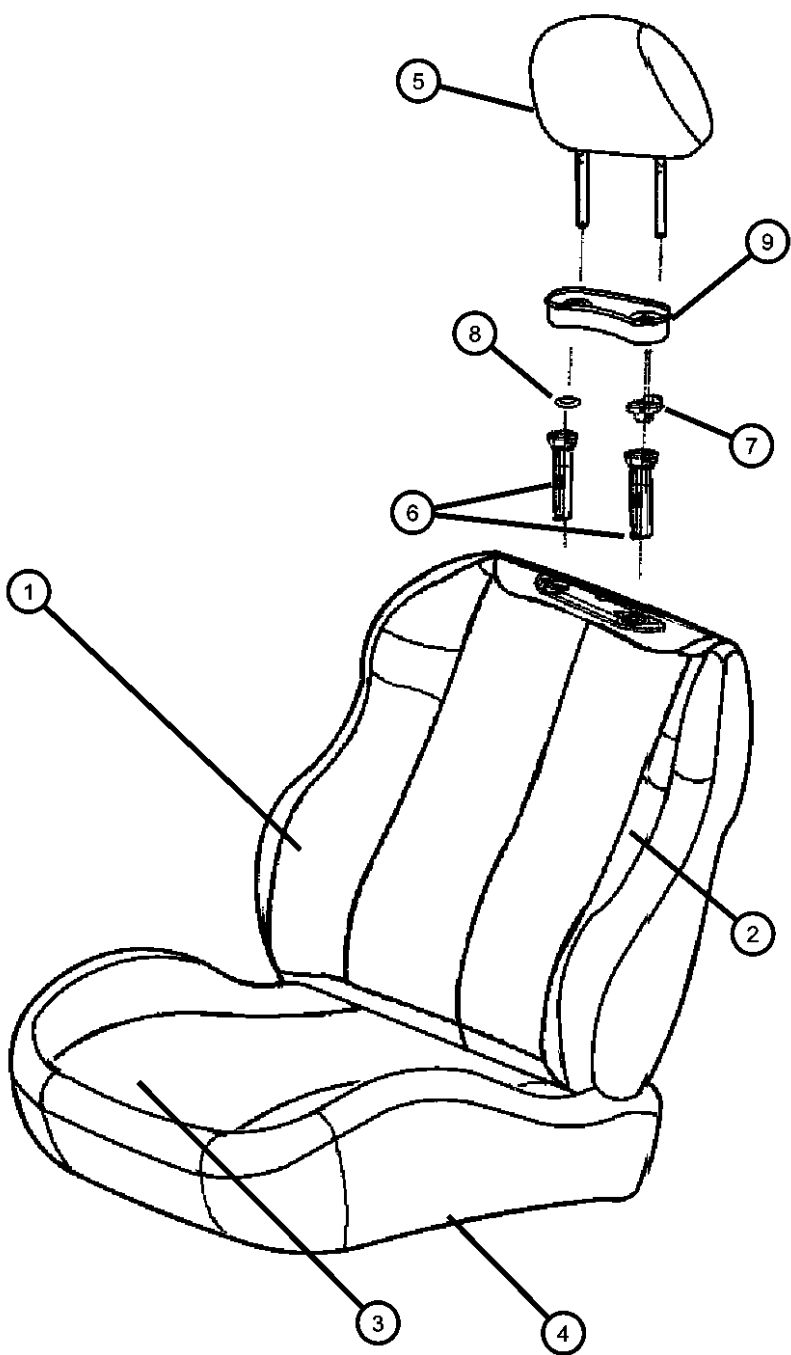


ITEM	PART NUMBER	QTY	LINE	SERIES	BODY	ENGINE	TRANS	TRIM	DESCRIPTION
1									COVER, Front Seat Back
	0SK311AZAA	1	U					*H7 [AZ]	
		1	J					*H7 [AZ]	
	0SK311T5AA	1	U					*H7 [T5]	
		1	J					*H7 [T5]	
2									BACK, Front Seat
	0SK401AZAA	1	U					*H7 [AZ], Right	
		1	J					*H7 [AZ], Right	
	0SK401T5AA	1	U					*H7 [T5], Right	
		1	J					*H7 [T5], Right	
	0SK411AZAA	1	U					*H7 [AZ], Left	
		1	J					*H7 [AZ], Left	
	0SK411T5AA	1	U					*H7 [T5], Left	
		1	J					*H7 [T5], Left	
3									COVER AND PAD, Cushion
	0UQ081AZAA	1	U					*H7 [AZ], Right	
		1	J					*H7 [AZ], Right	
	0UQ081T5AA	1	U					*H7 [T5], Right	
		1	J					*H7 [T5], Right	
	0UQ091AZAA	1	U					*H7 [AZ], Left	
		1	J					*H7 [AZ], Left	
	0UQ091T5AA	1	U					*H7 [T5], Left	
		1	J					*H7 [T5], Left	
4									FRAME, Front Seat
	04856470	1	U					*H7 Right	
		1	J					*H7 Right	
	04856471	1	U					*H7 Left	
		1	J					*H7 Left	
5									HEADREST, Front
	0UQ141AZAA	1	U					*H7 [AZ]	
		1	J					*H7 [AZ]	
	0UQ141T5AA	1	U					*H7 [T5]	
		1	J					*H7 [T5]	
6									CYLINDER, Headrest
	05013152AA	2	U					*H7	
		2	J					*H7	
7									COVER, Headrest Sleeve
	0UK041AZAA	1	U					*H7 [AZ]	
		1	J					*H7 [AZ]	
	0UK041T5AA	1	U					*H7 [T5]	
		1	J					*H7 [T5]	

AR = use ase required - = Non illustrated part

Front Seat,Cloth,Trim H7  
Figure IWG-510

ITEM	PART NUMBER	QTY	LINE	SERIES	BODY	ENGINE	TRANS	TRIM	DESCRIPTION
8									COVER, Headrest Sleeve
	0UK051AZAA	1	U					*H7	[AZ]
		1	J					*H7	[AZ]
	0UK051T5AA	1	J					*H7	[T5]
9		1	U					*H7	[T5]
									CYLINDER, Headrest
	0UQ171AZAA	1	U					*H7	[AZ]
		1	J					*H7	[AZ]
	0UQ171T5AA	1	U					*H7	[T5]
		1	J					*H7	[T5]

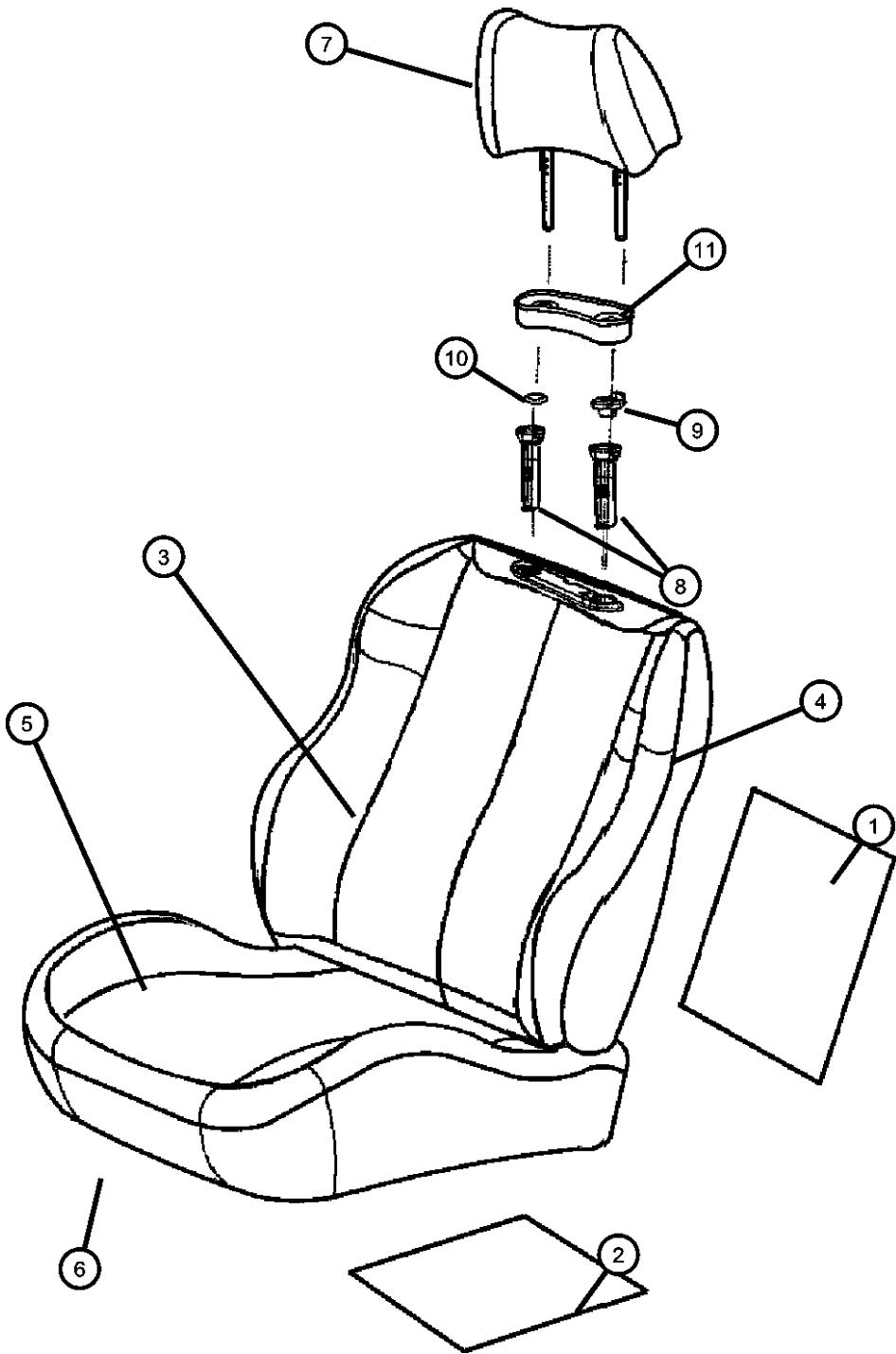


AR = use ase required - = Non illustrated part

Front Seat,Leather,Trim Code EL  
Figure IWG-520

ITEM	PART NUMBER	QTY	LINE	SERIES	BODY	ENGINE	TRANS	TRIM	DESCRIPTION
------	-------------	-----	------	--------	------	--------	-------	------	-------------

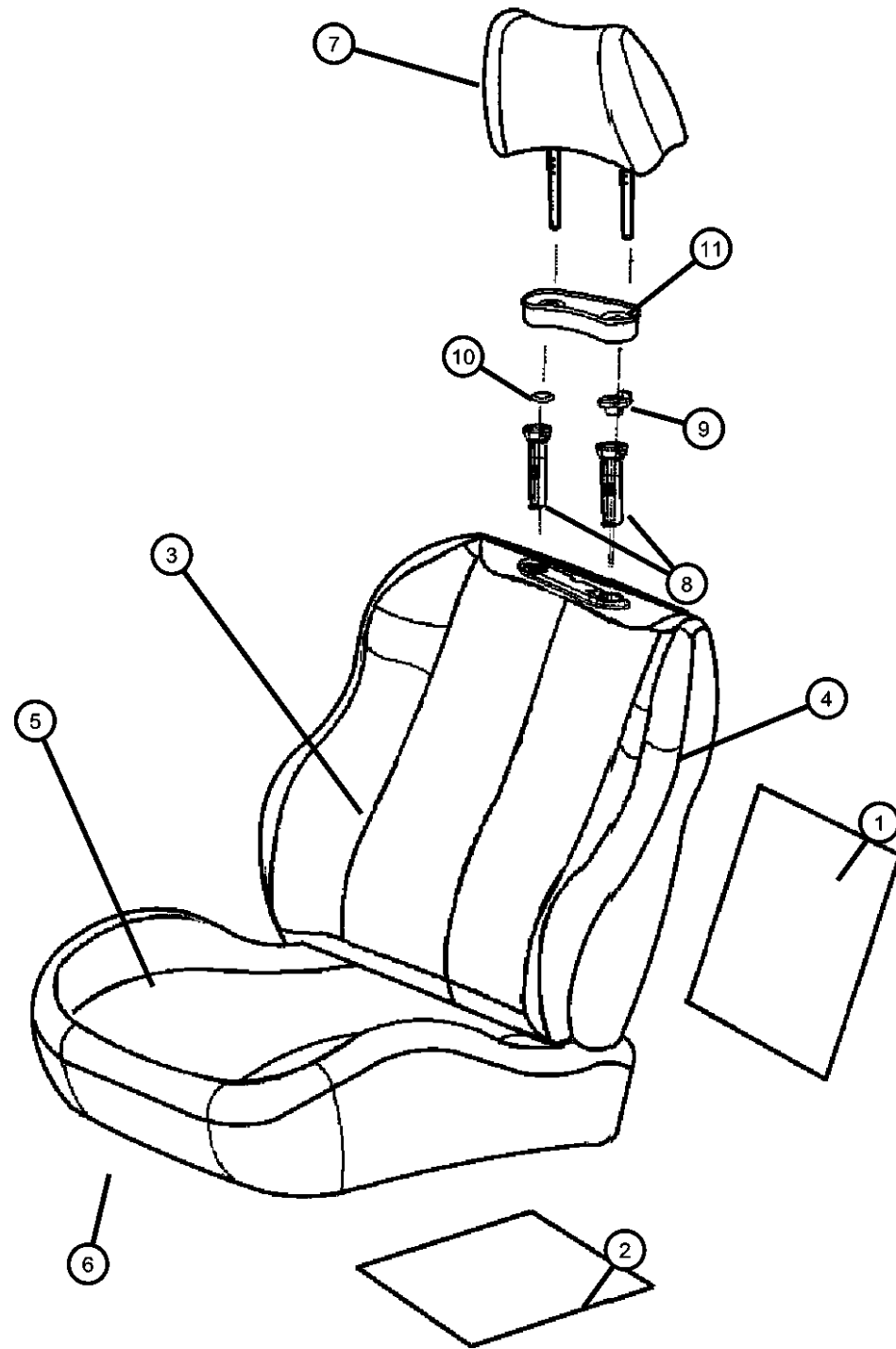
[JTC] = Power 10-Way Memory.  
[JTF] = Power 10-Way Heated Memory.



1									HEATER, Pad
	05072485AA	1	U					*EL	Peel and Stick, Seat Back
		1	J					*EL	Peel and Stick, Seat Back
2									HEATER, Pad
	05072486AA	1	U					*EL	Peel and Stick, Cushion
		1	J					*EL	Peel and Stick, Cushion
3									COVER, Front Seat Back
	0UK061AZAA	1	J					*EL	[AZ] , Heated, Sales Code[JTF], Up to 10/01/00
		1	U					*EL	[AZ] , Heated, Sales Code[JTF], Up to 10/01/00
	0UK061T5AA	1	J					*EL	[T5] , Heated, Sales Code[JTF], Up to 10/01/00
		1	U					*EL	[T5] , Heated, Sales Code[JTF], Up to 10/01/00
	0UK231AZAA	1	J					*EL	[AZ] , Non-Heated, Sales Code [JTC], Up to 10/01/00, Heated and Non-Heated From 10/1/00 to 4/2/01
		1	U					*EL	[AZ] , Non-Heated, Sales Code [JTC], Up to 10/01/00, Heated and Non-Heated From 10/1/00 to 4/2/01
	0UK231T5AA	1	J					*EL	[T5] , Non-Heated, Sales Code [JTC], Up to 10/01/00, Heated and Non-Heated From 10/1/00 to 4/2/01
		1	U					*EL	[T5] , Non-Heated, Sales Code [JTC], Up to 10/01/00, Heated and Non-Heated From 10/1/00 to 4/2/01
	0WN521AZAA	1	J					*EL	[AZ] , Non-Heated, Sales Code [JTC] and Heated, Sales Code [JTF]. After 4/2/01
		1	U					*EL	[AZ] , Non-Heated, Sales Code [JTC] and Heated, Sales Code [JTF]. After 4/2/01
	0WN521T5AA	1	J					*EL	[T5] , Non-Heated, Sales Code [JTC] and Heated, Sales Code [JTF]. After 4/2/01
		1	U					*EL	[T5] , Non-Heated, Sales Code [JTC] and Heated, Sales Code [JTF]. After 4/2/01
	0WN52TL2AA	1	J					*EL	[A2] , Non-Heated, Sales Code [JTC] and Heated, Sales Code [JTF]. After 4/2/01
		1	U					*EL	[A2] , Non-Heated, Sales Code [JTC] and Heated, Sales Code [JTF]. After 4/2/01
4									BACK, Front Seat
	0UK021AZAA	1	J					*EL	[AZ], Heated, Sales Code [JTF], Up to 10/01/00, Right

AR = use ase required - = Non illustrated part

Front Seat,Leather,Trim Code EL  
Figure IWG-520

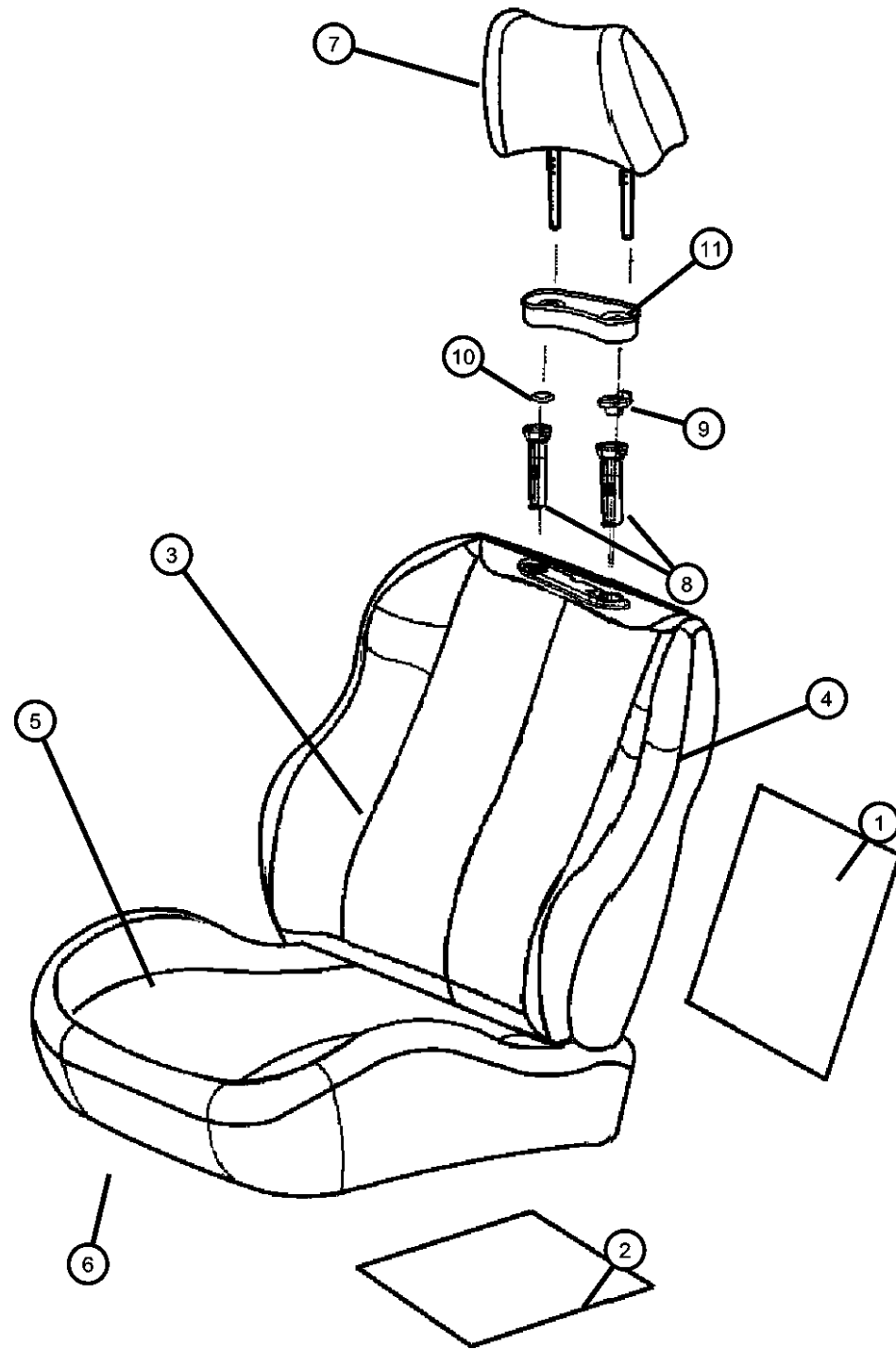


ITEM	PART NUMBER	QTY	LINE	SERIES	BODY	ENGINE	TRANS	TRIM	DESCRIPTION
		1	U					*EL	[AZ], Heated, Sales Code [JTF], Up to 10/01/00, Right
	0UK021T5AA	1	J					*EL	[T5], Heated, Sales Code [JTF], Up to 10/01/00, Right
		1	U					*EL	[T5], Heated, Sales Code [JTF], Up to 10/01/00, Right
	0UK031AZAA	1	J					*EL	[AZ], Heated, Sales Code [JTF], Up to 10/01/00, Left
		1	U					*EL	[AZ], Heated, Sales Code [JTF], Up to 10/01/00, Left
	0UK031T5AA	1	J					*EL	[T5], Heated, Sales Code [JTF], Up to 10/01/00, Left
		1	U					*EL	[T5], Heated, Sales Code [JTF], Up to 10/01/00, Left
	0UK201AZAA	1	J					*EL	[AZ], Non-Heated, Sales Code [JTC], Up to 4/02/01, Right
		1	U					*EL	[AZ], Non-Heated, Sales Code [JTC], Up to 4/02/01
	0UK201T5AA	1	J					*EL	[T5], Non-Heated, Sales Code [JTC], Up to 4/2/01, Right
		1	U					*EL	[T5], Non-Heated, Sales Code [JTC], Up to 4/2/01, Right
	0UK211AZAA	1	J					*EL	[AZ], Non-Heated, Sales Code [JTC], Up to 4/02/01, Left
		1	U					*EL	[AZ], Non-Heated, Sales Code [JTC], Up to 4/02/01, Left
	0UK211T5AA	1	J					*EL	[T5], Non-Heated, Sales Code [JTC], Up to 4/2/01, Left
		1	U					*EL	[T5], Non-Heated, Sales Code [JTC], Up to 4/2/01, Left
	0WB141AZAA	1	U					*EL	[AZ], Heated, Sales Code [JTF], After 10/01/00, Up to 4/02/01, Right
		1	J					*EL	[AZ], Heated, Sales Code [JTF], After 10/01/00, Up to 4/02/01, Right
	0WB141T5AA	1	U					*EL	[T5], Heated, Sales Code [JTF], After 10/01/00, Up to 4/02/01, Right
		1	J					*EL	[T5], Heated, Sales Code [JTF], After 10/01/00, Up to 4/02/01, Right
	0WB151AZAA	1	U					*EL	[AZ], Heated, Sales Code [JTF], After 10/01/00, Up to 4/02/01, Left
		1	J					*EL	[AZ], Heated, Sales Code [JTF], After 10/01/00, Up to 4/02/01, Left
	0WB151T5AA	1	U					*EL	[T5], Heated, Sales Code [JTF], After 10/01/00, Up to 4/02/01, Left
		1	J					*EL	[T5], Heated, Sales Code [JTF], After 10/01/00, Up to 4/02/01, Left
	0WN481AZAA	1	J					*EL	[AZ], Non-Heated, Sales Code [JTC], After 4/02/01, Right

AR = use ase required - = Non illustrated part



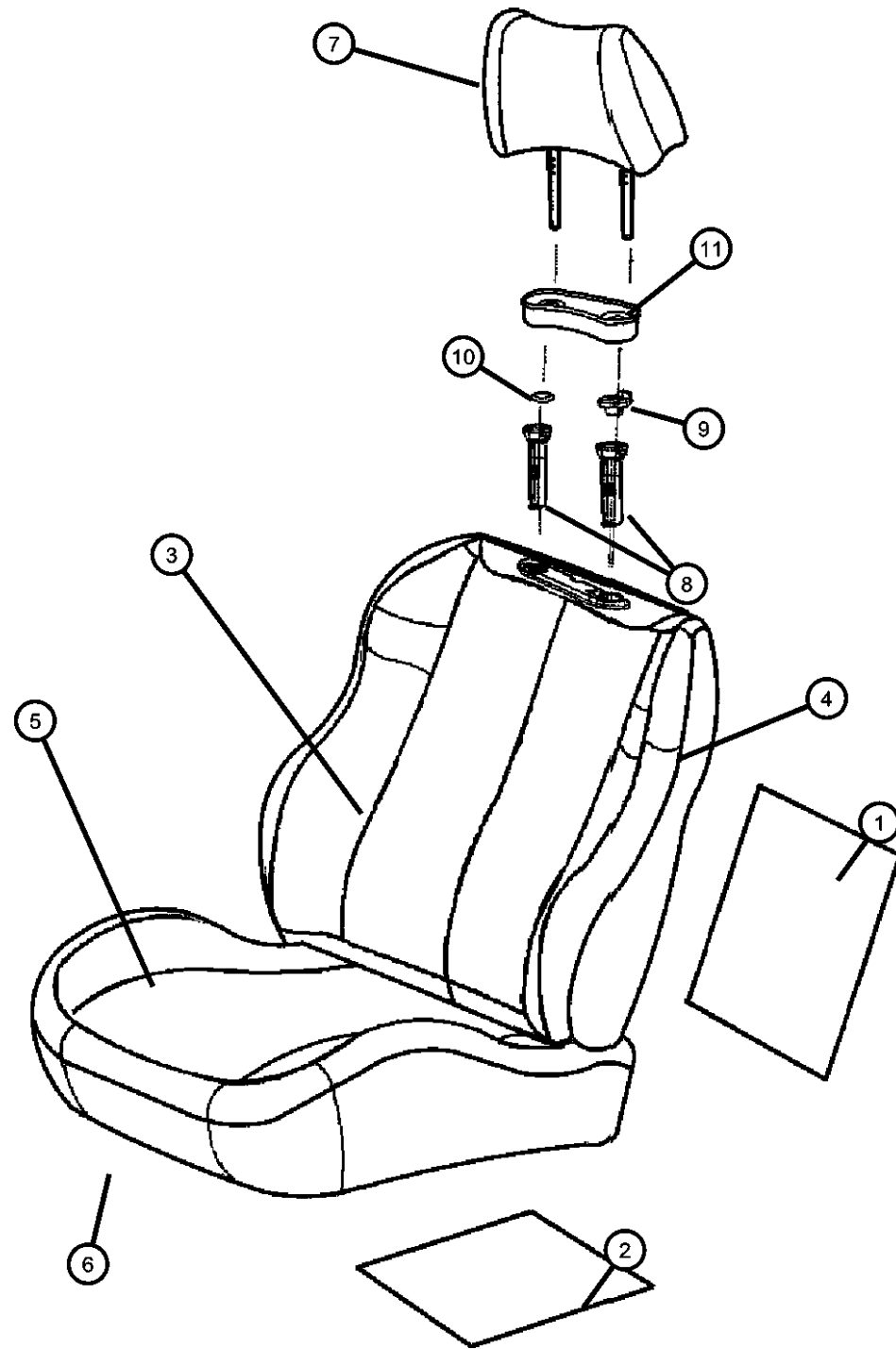
Front Seat,Leather,Trim Code EL  
Figure IWG-520



ITEM	PART NUMBER	QTY	LINE	SERIES	BODY	ENGINE	TRANS	TRIM	DESCRIPTION
		1	U					*EL	[AZ], Non-Heated, Sales Code [JTC], After 4/02/01, Right
	0WN481T5AA	1	J					*EL	[T5], Non-Heated, Sales Code [JTC], After 4/2/01, Right
		1	U					*EL	[T5], Non-Heated, Sales Code [JTC], After 4/2/01, Right
	0WN48TL2AA	1	J					*EL	[A2], Non-Heated, Sales Code [JTC], Right
		1	U					*EL	[A2], Non-Heated, Sales Code [JTC], Right
	0WN491AZAA	1	J					*EL	[AZ], Non-Heated, Sales Code [JTC], After 4/2/01, Left
		1	U					*EL	[AZ], Non-Heated, Sales Code [JTC], After 4/2/01, Left
	0WN491T5AA	1	J					*EL	[T5], Non-Heated, Sales Code [JTC], After 4/2/01, Left
		1	U					*EL	[T5], Non-Heated, Sales Code [JTC], After 4/2/01, Left
	0WN49TL2AA	1	J					*EL	[A2], Non-Heated, Sales Code [JTC], Left
		1	U					*EL	[A2], Non-Heated, Sales Code [JTC], Left
	0WN501AZAA	1	U					*EL	[AZ], Heated, Sales Code [JTF], After 4/02/01, Right
		1	J					*EL	[AZ], Heated, Sales Code [JTF], After 4/02/01, Right
	0WN501T5AA	1	U					*EL	[T5], Heated, Sales Code [JTF], After 4/02/01, Right
		1	J					*EL	[T5], Heated, Sales Code [JTF], After 4/02/01, Right
	0WN50TL2AA	1	U					*EL	[A2], Heated, Sales Code [JTF], Right
		1	J					*EL	[A2], Heated, Sales Code [JTF], Right
	0WN511AZAA	1	U					*EL	[AZ], Heated, Sales Code [JTF], After 4/02/01, Left
		1	J					*EL	[AZ], Heated, Sales Code [JTF], After 4/02/01, Left
	0WN511T5AA	1	U					*EL	[T5], Heated, Sales Code [JTF], After 4/02/01, Left
		1	J					*EL	[T5], Heated, Sales Code [JTF], After 4/02/01, Left
	0WN51TL2AA	1	U					*EL	[A2], Heated, Sales Code [JTF], Left
		1	J					*EL	[A2], Heated, Sales Code [JTF], Left
5									COVER AND PAD, Cushion
	0UK001AZAA	1	J					*EL	[AZ], Heated, Sales Code [JTF], Up to 10/01/00, Right
		1	U					*EL	[AZ], Heated, Sales Code [JTF], Up to 10/01/00, Right
	0UK001T5AA	1	J					*EL	[T5], Heated, Sales Code [JTF], Up to 10/01/00, Right
		1	U					*EL	[T5], Heated, Sales Code [JTF], Up to 10/01/00, Right

AR = use ase required - = Non illustrated part

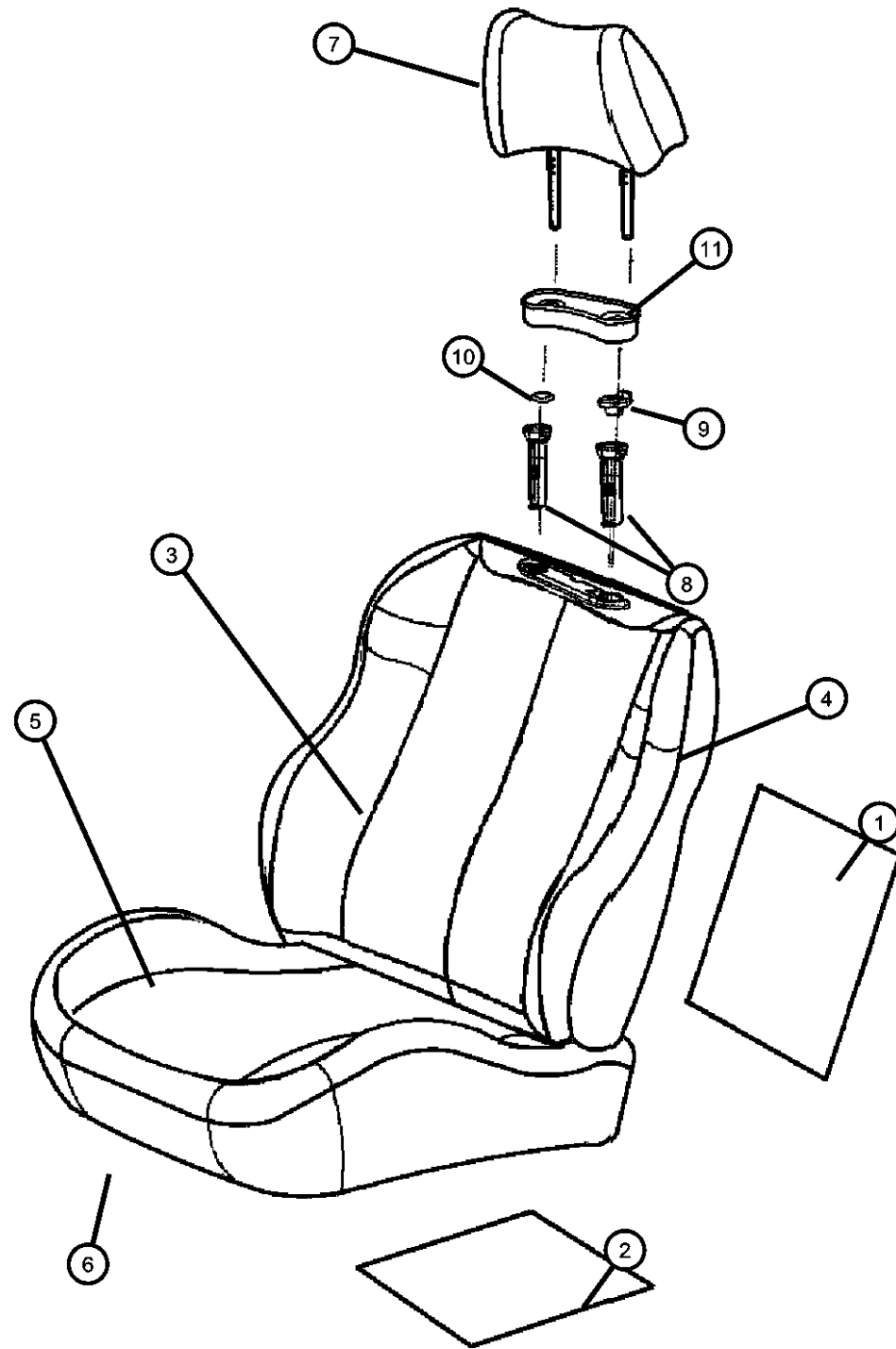
Front Seat,Leather,Trim Code EL  
Figure IWG-520



ITEM	PART NUMBER	QTY	LINE	SERIES	BODY	ENGINE	TRANS	TRIM	DESCRIPTION
	0UK011AZAA	1	J					*EL	[AZ], Heated, Sales Code [JTF], Up to 10/01/00, Left
		1	U					*EL	[AZ], Heated, Sales Code [JTF], Up to 10/01/00, Left
	0UK011T5AA	1	J					*EL	[T5], Heated, Sales Code [JTF], Up to 10/01/00, Left
		1	U					*EL	[T5], Heated, Sales Code [JTF], Up to 10/01/00, Left
	0UK181AZAA	1	J					*EL	[AZ], Non-Heated, Sales Code [JTC], Up to 4/02/01, Right
		1	U					*EL	[AZ], Non-Heated, Sales Code [JTC], Up to 4/02/01, Right
	0UK181T5AA	1	J					*EL	[T5], Non-Heated, Sales Code [JTC], Up to 4/02/01, Right
		1	U					*EL	[T5], Non-Heated, Sales Code [JTC], Up to 4/02/01, Right
	0UK191AZAA	1	J					*EL	[AZ], Non-Heated, Sales Code [JTC], Up to 4/02/01, Left
		1	U					*EL	[AZ], Non-Heated, Sales Code [JTC], Up to 4/02/01, Left
	0UK191T5AA	1	J					*EL	[T5], Non-Heated, Sales Code [JTC], Up to 4/02/01, Left
		1	U					*EL	[T5], Non-Heated, Sales Code [JTC], Up to 4/02/01, Left
	0WB121AZAA	1	U					*EL	[AZ], Heated, Sales Code [JTF], After 10/01/00, Up to 4/02/01, Right
		1	J					*EL	[AZ], Heated, Sales Code [JTF], After 10/01/00, Up to 4/02/01, Right
	0WB121T5AA	1	U					*EL	[T5], Heated, Sales Code [JTF], After 10/01/00, Up to 4/02/01, Right
		1	J					*EL	[T5], Heated, Sales Code [JTF], After 10/01/00, Up to 4/02/01, Right
	0WB131AZAA	1	U					*EL	[AZ], Heated, Sales Code [JTF], After 10/01/00, Up to 4/02/01, Left
		1	J					*EL	[AZ], Heated, Sales Code [JTF], After 10/01/00, Up to 4/02/01, Left
	0WB131T5AA	1	U					*EL	[T5], Heated, Sales Code [JTF], After 10/01/00, Up to 4/02/01, Left
		1	J					*EL	[T5], Heated, Sales Code [JTF], After 10/01/00, Up to 4/02/01, Left
	0WN441AZAA	1	J					*EL	[AZ], Non-Heated, Sales Code [JTC], After 4/02/01, Right
		1	U					*EL	[AZ], Non-Heated, Sales Code [JTC], After 4/02/01, Right
	0WN441T5AA	1	J					*EL	[T5], Non-Heated, Sales Code [JTC], After 4/02/01, Right
		1	U					*EL	[T5], Non-Heated, Sales Code [JTC], After 4/02/01, Right
	0WN44TL2AA	1	J					*EL	[A2], Non-Heated, Sales Code [JTC], Right

AR = use ase required - = Non illustrated part

Front Seat,Leather,Trim Code EL  
Figure IWG-520

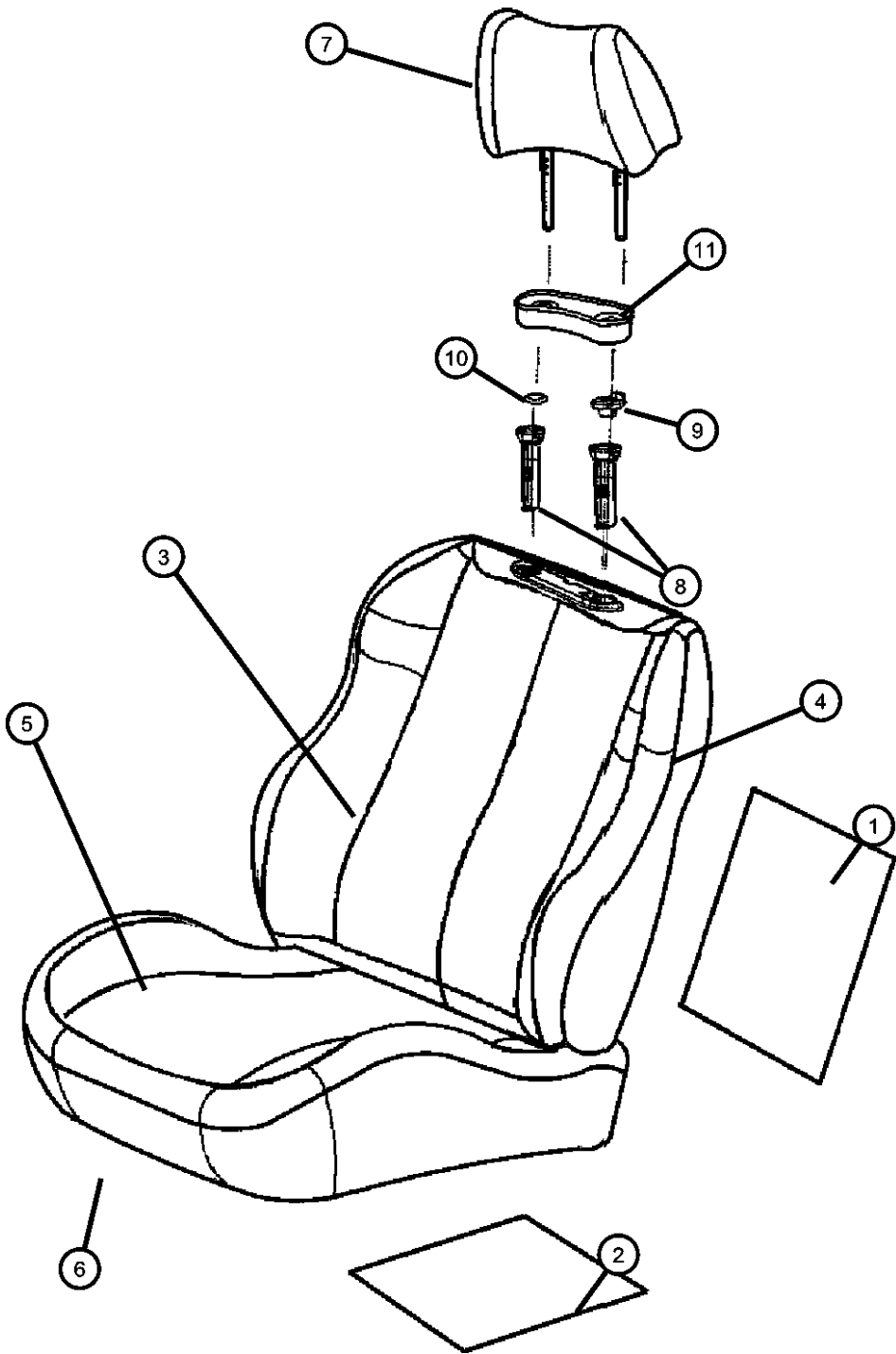


ITEM	PART NUMBER	QTY	LINE	SERIES	BODY	ENGINE	TRANS	TRIM	DESCRIPTION
		1	U					*EL	[A2], Non-Heated, Sales Code [JTC], Right
	0WN451AZAA	1	J					*EL	[AZ], Non-Heated, Sales Code [JTC], After 4/02/01, Left
		1	U					*EL	[AZ], Non-Heated, Sales Code [JTC], After 4/02/01, Left
	0WN451T5AA	1	J					*EL	[T5], Non-Heated, Sales Code [JTC], After 4/02/01, Left
		1	U					*EL	[T5], Non-Heated, Sales Code [JTC], After 4/02/01, Left
	0WN45TL2AA	1	J					*EL	[A2], Non-Heated, Sales Code [JTC], Left
		1	U					*EL	[A2], Non-Heated, Sales Code [JTC], Left
	0WN461AZAA	1	U					*EL	[AZ], Heated, Sales Code [JTF], After 4/02/01, Right
		1	J					*EL	[AZ], Heated, Sales Code [JTF], After 4/02/01, Right
	0WN46TL2AA	1	U					*EL	[A2], Heated, Sales Code [JTF], Right
		1	J					*EL	[A2], Heated, Sales Code [JTF], Right
	0WN461AZAB	1	U					*EL	[T5], Heated, Sales Code [JTF], After 4/02/01, Right
		1	J					*EL	[T5], Heated, Sales Code [JTF], After 4/02/01, Right
	0WN471AZAA	1	U					*EL	[AZ], Heated, Sales Code [JTF], After 4/02/01, Left
		1	J					*EL	[AZ], Heated, Sales Code [JTF], After 4/02/01, Left
	0WN471T5AA	1	U					*EL	[T5], Heated, Sales Code [JTF], After 4/02/01, Left
		1	J					*EL	[T5], Heated, Sales Code [JTF], After 4/02/01, Left
	0WN47TL2AA	1	U					*EL	[A2], Heated, Sales Code [JTF], Left
		1	J					*EL	[A2], Heated, Sales Code [JTF], Left
6									FRAME, Front Seat
	04856470	1	J					*EL	Right
		1	U					*EL	Right
	04856471	1	J					*EL	Left
		1	U					*EL	Left
7									HEADREST, Front
	0UQ061AZAA	1	J					*EL	[AZ]
		1	U					*EL	[AZ]
	0UQ061T5AA	1	J					*EL	[T5]
		1	U					*EL	[T5]
	0UQ06TL2AA	1	U					*EL	[A2]
8									CYLINDER, Headrest
	05013152AA	2	J					*EL	

AR = use ase required - = Non illustrated part

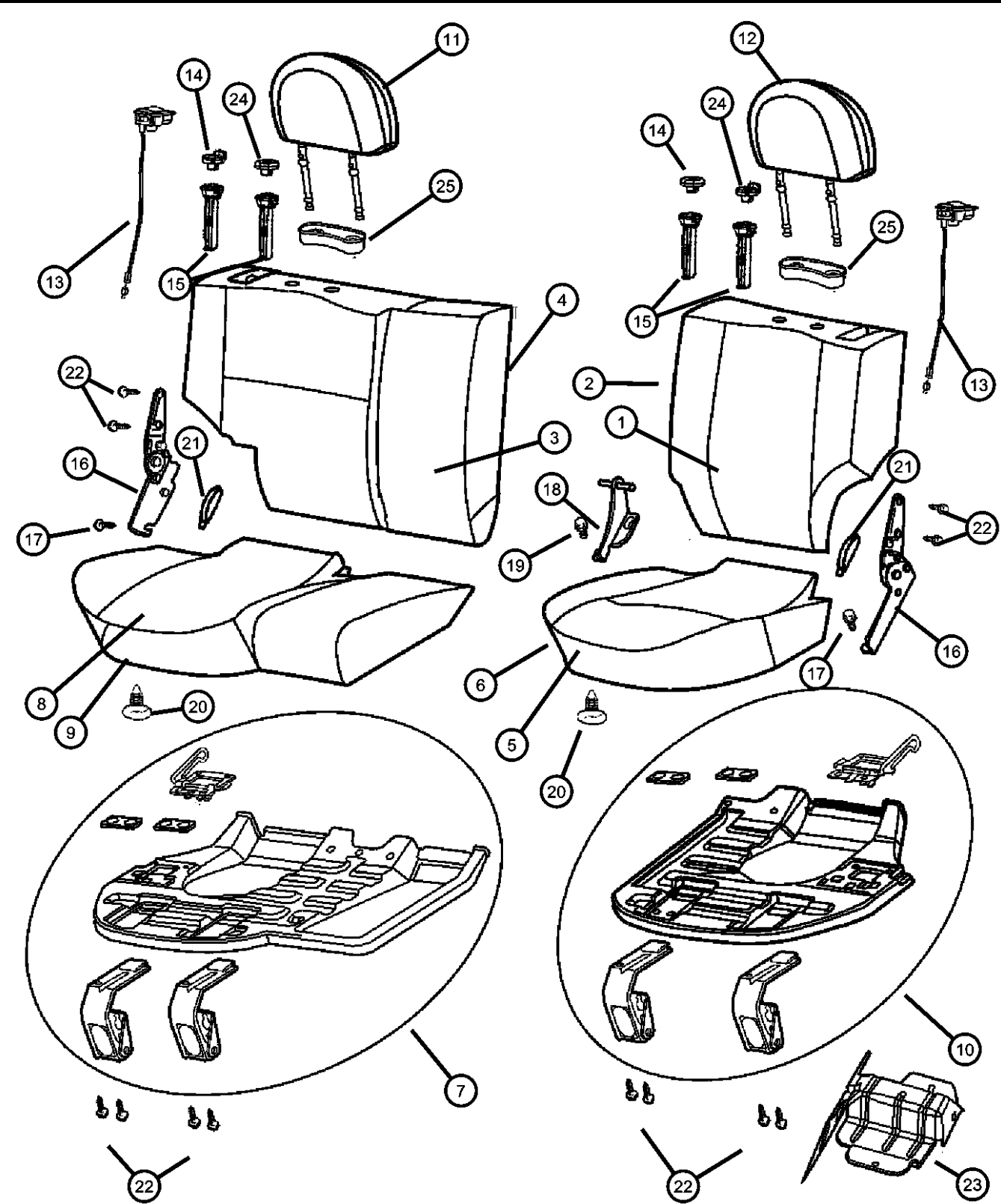
Front Seat,Leather,Trim Code EL  
Figure IWG-520

ITEM	PART NUMBER	QTY	LINE	SERIES	BODY	ENGINE	TRANS	TRIM	DESCRIPTION
9		2	U					*EL	
									COVER, Headrest Sleeve
	0UK041AZAA	1	J					*EL	[AZ]
		1	U					*EL	[AZ]
	0UK041T5AA	1	J					*EL	[T5]
		1	U					*EL	[T5]
10	0UK04TL2AA	1	J					*EL	[A2]
		1	U					*EL	[A2]
									COVER, Headrest Sleeve
	0UK051AZAA	2	U					*EL	[AZ]
		2	J					*EL	[AZ]
	0UK051T5AA	2	J					*EL	[T5]
11		2	U					*EL	[T5]
	0UK05TL2AA	2	J					*EL	[A2]
		2	U					*EL	[A2]
									CYLINDER, Headrest
	0UQ171AZAA	1	J					*EL	[AZ]
		1	U					*EL	[AZ]
	0UQ171T5AA	1	U					*EL	[T5]
		1	J					*EL	[T5]
	0UQ17TL2AA	1	U					*EL	[A2]
		1	J					*EL	[A2]



AR = use ase required - = Non illustrated part

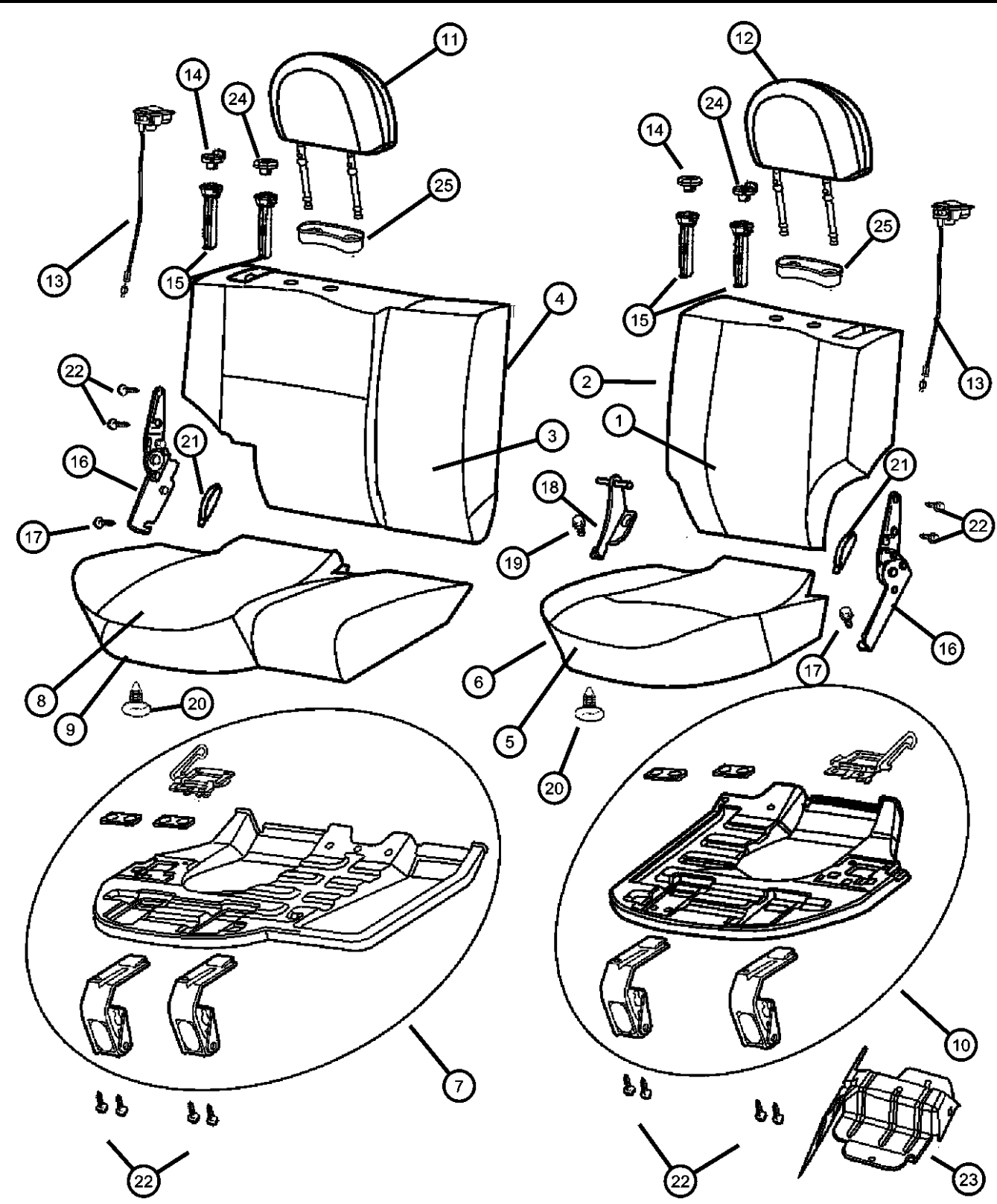
Rear Seat, Trim Code H7  
Figure IWG-610



ITEM	PART NUMBER	QTY	LINE	SERIES	BODY	ENGINE	TRANS	TRIM	DESCRIPTION
1									COVER, Rear Seat Back, 40%
	0UN591AZAA	1	U					*H7	[AZ]
		1	J					*H7	[AZ]
	0UN591T5AA	1	U					*H7	[T5]
2		1	J					*H7	[T5]
									SEAT BACK, Rear, 40%
	0UQ111AZAA	1	U					*H7	[AZ]
		1	J					*H7	[AZ]
3		1	U					*H7	[T5]
	0UQ111T5AA	1	U					*H7	[T5]
		1	J					*H7	[T5]
									COVER, Rear Seat Back, 60%
4	0UN581AZAA	1	U					*H7	[AZ]
		1	J					*H7	[AZ]
	0UN581T5AA	1	U					*H7	[T5]
		1	J					*H7	[T5]
5									SEAT BACK, Rear, 60%
	0UQ101AZAA	1	U					*H7	[AZ]
		1	J					*H7	[AZ]
	0UQ101T5AA	1	U					*H7	[T5]
6		1	J					*H7	[T5]
									COVER, Rear Seat Cushion, 40%
	0SK441AZAA	1	U					*H7	[AZ]
		1	J					*H7	[AZ]
7		1	U					*H7	[T5]
	0SK441T5AA	1	U					*H7	[T5]
		1	J					*H7	[T5]
									CUSHION, Rear Seat, 40%
8	0UQ131AZAA	1	U					*H7	[AZ]
		1	J					*H7	[AZ]
	0UQ131T5AA	1	U					*H7	[T5]
		1	J					*H7	[T5]
9									PANEL, Seat Cushion Base, 60%
	05066090AA	1	U					*H7	
		1	J					*H7	
									COVER, Rear Seat Cushion, 60%
10	0SK441AZAA	1	U					*H7	[AZ]
		1	J					*H7	[AZ]
	0SK441T5AA	1	U					*H7	[T5]
		1	J					*H7	[T5]
11									CUSHION, Rear Seat, 60%
	0UQ121AZAA	1	U					*H7	[AZ]
		1	J					*H7	[AZ]

AR = use ase required - = Non illustrated part

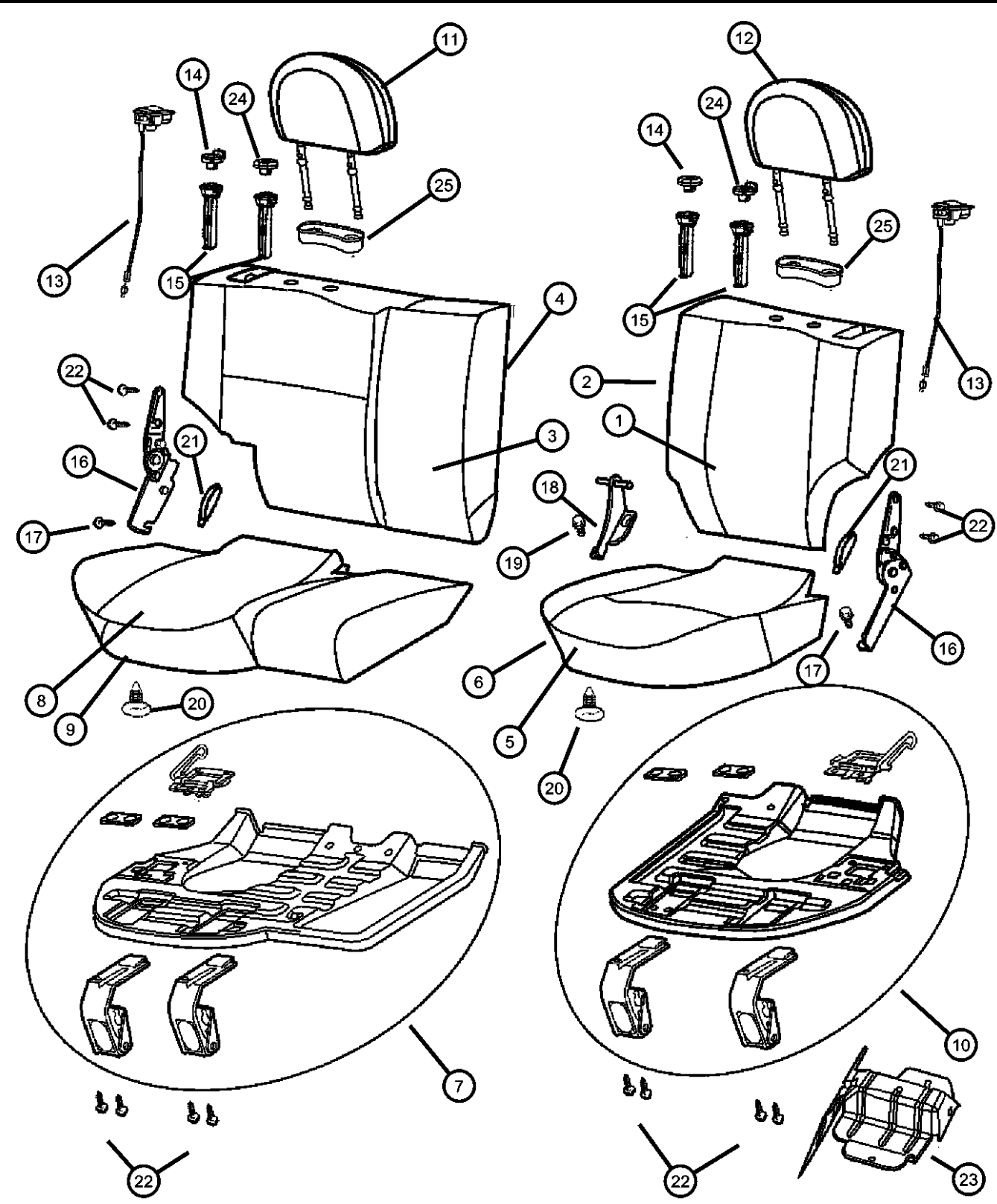
Rear Seat, Trim Code H7  
Figure IWG-610



ITEM	PART NUMBER	QTY	LINE	SERIES	BODY	ENGINE	TRANS	TRIM	DESCRIPTION
10	0UQ121T5AA	1	U					*H7 [T5]	PANEL, Seat Cushion Base, 40%
		1	J					*H7 [T5]	
	05066091AA	1	U					*H7	
		1	J					*H7	
11	0UQ071AZAA	1	U						HEADREST, Rear, Right
		1	J					*H7 [AZ]	
		1	U					*H7 [AZ]	
		1	J					*H7 [T5]	
12	0UQ071T5AA	1	U					*H7 [T5]	HEADREST, Rear, Left
		1	J					*H7 [T5]	
		1	U					*H7 [AZ]	
		1	J					*H7 [AZ]	
13	0SX641AZAA	1	U					*H7 [T5]	CONTROL, SEAT RELEASE
		1	J					*H7 [T5]	
		2	U					*H7 [AZ]	
		2	J					*H7 [AZ]	
14	0SX641T5AA	2	U					*H7 [T5]	COVER, Headrest Sleeve
		2	J					*H7 [T5]	
		1	U					*H7 [AZ]	
		1	J					*H7 [AZ]	
15	0UK051AZAA	1	U					*H7 [T5]	CYLINDER, Headrest
		1	J					*H7 [T5]	
		1	U					*EL	
		1	J					*H7	
16	05013152AA	4	J						LATCH, Seat
		4	U						
		1	U					*H7 Right	
		1	J					*H7 Right	
17	05013151AA	1	U					*H7 Left	SCREW
		1	J					*H7 Left	
		1	U						
		1	J						
18	04864559	3							BRACKET, Pivot
		1	U					*H7	
		1	J					*H7	
		1							
19	04720242	2							SCREW
		2							
20	05019522AA	11	U						RETAINER, Cushion Cover
		11	U					*H7	

AR = use ase required - = Non illustrated part

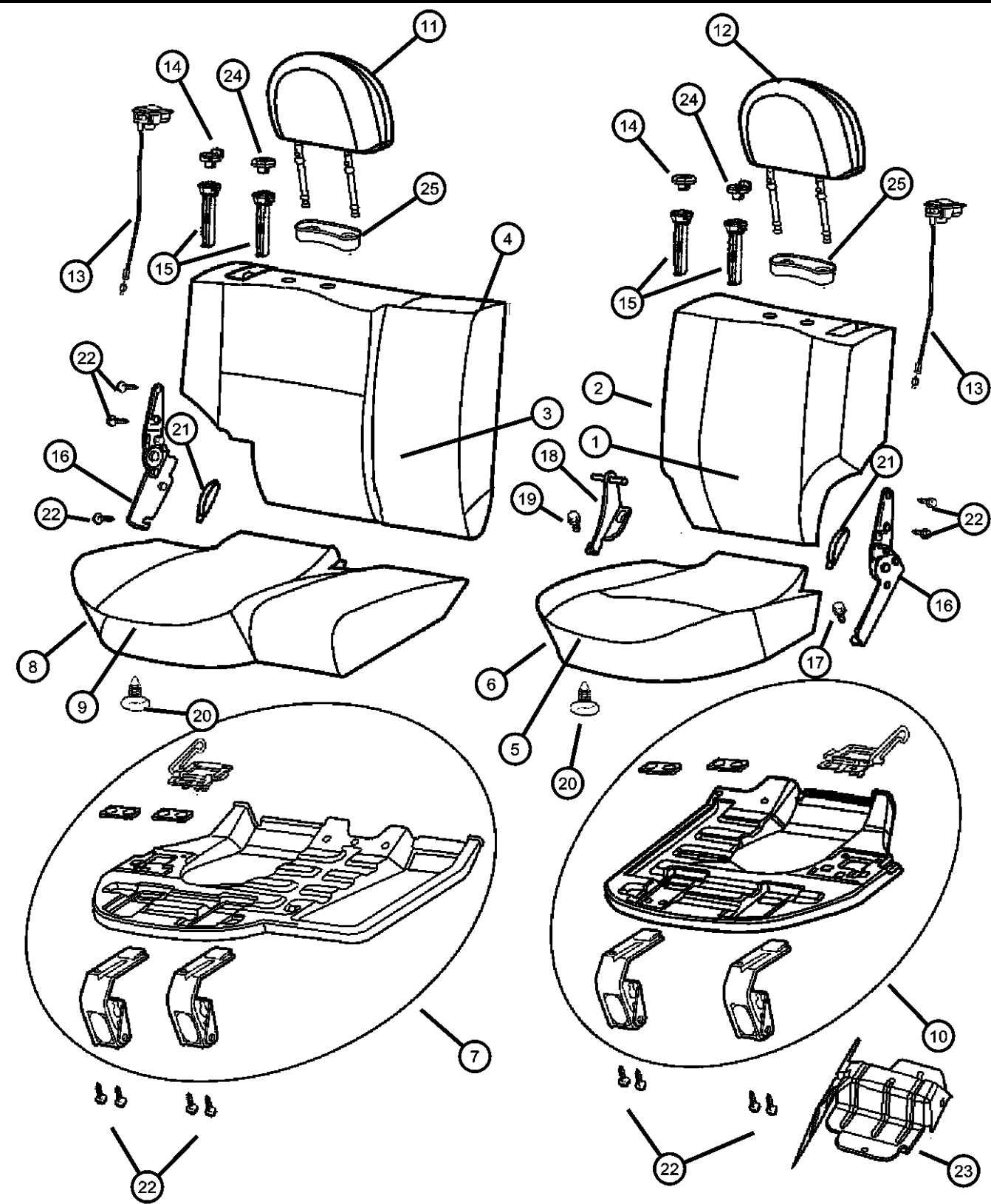
Rear Seat, Trim Code H7  
Figure IWG-610



ITEM	PART NUMBER	QTY	LINE	SERIES	BODY	ENGINE	TRANS	TRIM	DESCRIPTION
21		11	J					*H7	STRAP, Seat Pull
	0SL001AZAA	2	U					*H7	[AZ]
		2	J					*H7	[AZ]
	0SL001T5AA	2	U					*H7	[T5]
		2	J					*H7	[T5]
22	06100558	8							BOLT AND CONED WASHER, Hex Head, M6x25x14
23									BRACKET, Seat
	55196740AB	1							Rear Seat Cushion Latch, Right
	55196741AD	1							Rear Seat Cushion Latch, Left
24									COVER, Headrest Sleeve
	0UQ151AZAA	2	U					*H7	[AZ], With Red Button
	0UQ151T5AA	2	U					*H7	[T5], With Red Button
25									CYLINDER, Headrest
	0UQ161AZAA	1	U					*H7	[AZ]
	0UQ161T5AA	1	U					*H7	[T5]

AR = use ase required - = Non illustrated part

Rear Seat,Trim Code EL  
Figure IWG-630

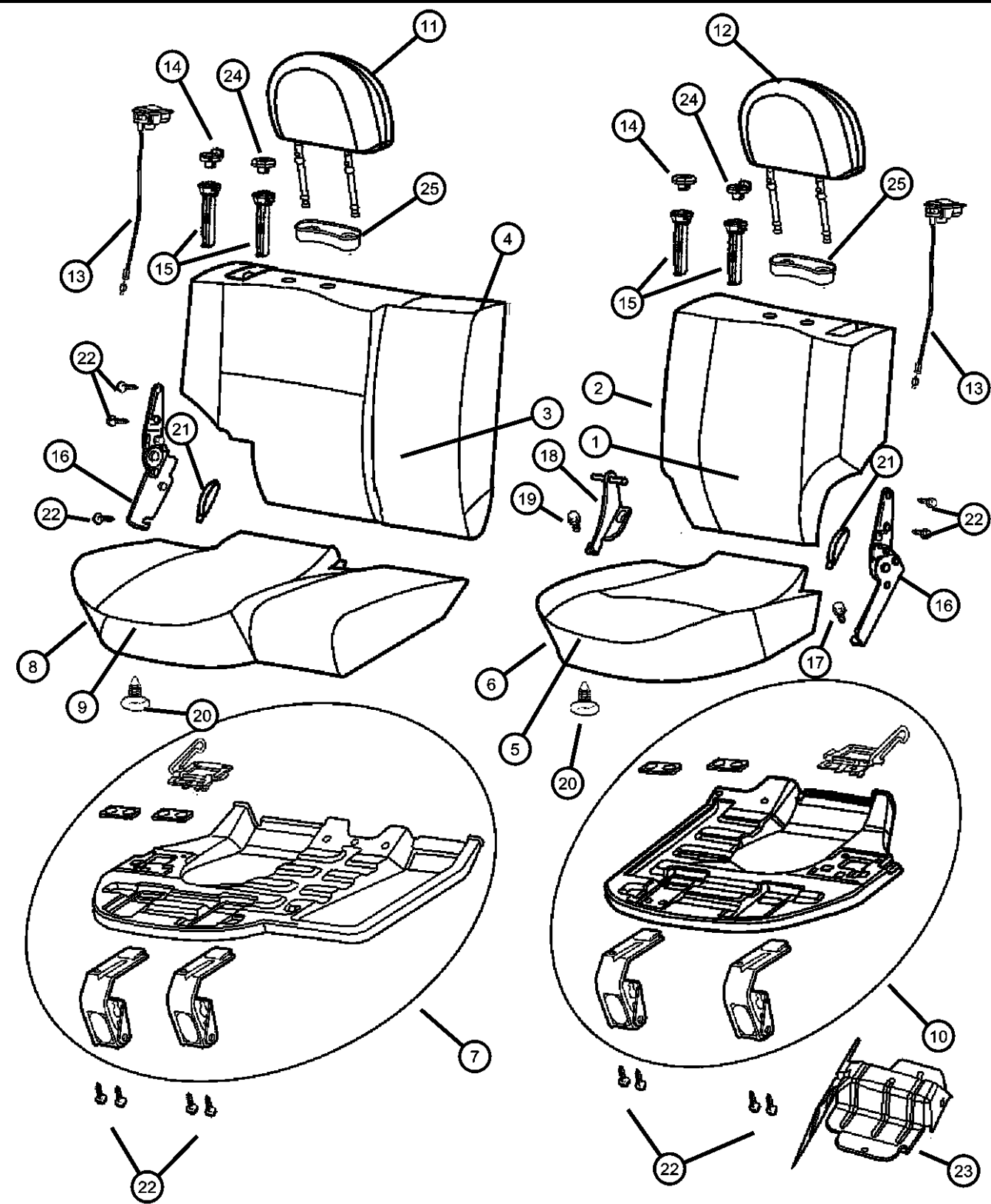


ITEM	PART NUMBER	QTY	LINE	SERIES	BODY	ENGINE	TRANS	TRIM	DESCRIPTION
Note: Leather trim covers bolsters were changed from leather to vinyl.									
1									COVER, Rear Seat Back, 40%
	0UK151AZAA	1	J					*EL	[AZ], Up to 5/29/01
		1	U					*EL	[AZ], Up to 5/29/01
	0UK151T5AA	1	J					*EL	[T5], Up to 5/29/01
		1	U					*EL	[T5], Up to 5/29/01
	0WN631AZAA	1	U					*EL	[AZ], After 5/29/01
		1	J					*EL	[AZ], After 5/29/01
	0WN631T5AA	1	J					*EL	[T5], After 5/29/01
		1	U					*EL	[T5], After 5/29/01
2									SEAT BACK, Rear, 40%
	0UQ031AZAA	1	J					*EL	[AZ], Up to 5/29/01
		1	U					*EL	[AZ], Up to 5/29/01
	0UQ031T5AA	1	J					*EL	[T5], Up to 5/29/01
		1	U					*EL	[T5], Up to 5/29/01
	0WS411AZAA	1	J					*EL	[AZ], After 5/29/01
		1	U					*EL	[AZ], After 5/29/01
	0WS411T5AA	1	U					*EL	[T5], After 5/29/01
		1	J					*EL	[T5], After 5/29/01
3									COVER, Rear Seat Back, 60%
	0UK141AZAA	1	J					*EL	[AZ], Up to 5/29/01
		1	U					*EL	[AZ], Up to 5/29/01
	0UK141T5AA	1	J					*EL	[T5], Up to 5/29/01
		1	U					*EL	[T5], Up to 5/29/01
	0WN621AZAA	1	J					*EL	[AZ], After 5/29/01
		1	U					*EL	[AZ], After 5/29/01
	0WN621T5AA	1	J					*EL	[T5], After 5/29/01
		1	U					*EL	[T5], After 5/29/01
4									SEAT BACK, Rear, 60%
	0UQ021AZAA	1	J					*EL	[AZ], Up to 5/29/01
		1	U					*EL	[AZ], Up to 5/29/01
	0UQ021T5AA	1	J					*EL	[T5], Up to 5/29/01
		1	U					*EL	[T5], Up to 5/29/01
	0WS401AZAA	1	J					*EL	[AZ], After 5/29/01
		1	U					*EL	[AZ], After 5/29/01
	0WS401T5AA	1	J					*EL	[T5], After 5/29/01
		1	U					*EL	[T5], After 5/29/01
5									COVER, Rear Seat Cushion, 40%
	0UK111AZAA	1	U					*EL	[AZ], Up to 5/29/01
		1	J					*EL	[AZ], Up to 5/29/01
	0UK111T5AA	1	J					*EL	[T5], Up to 5/29/01

AR = use ase required - = Non illustrated part



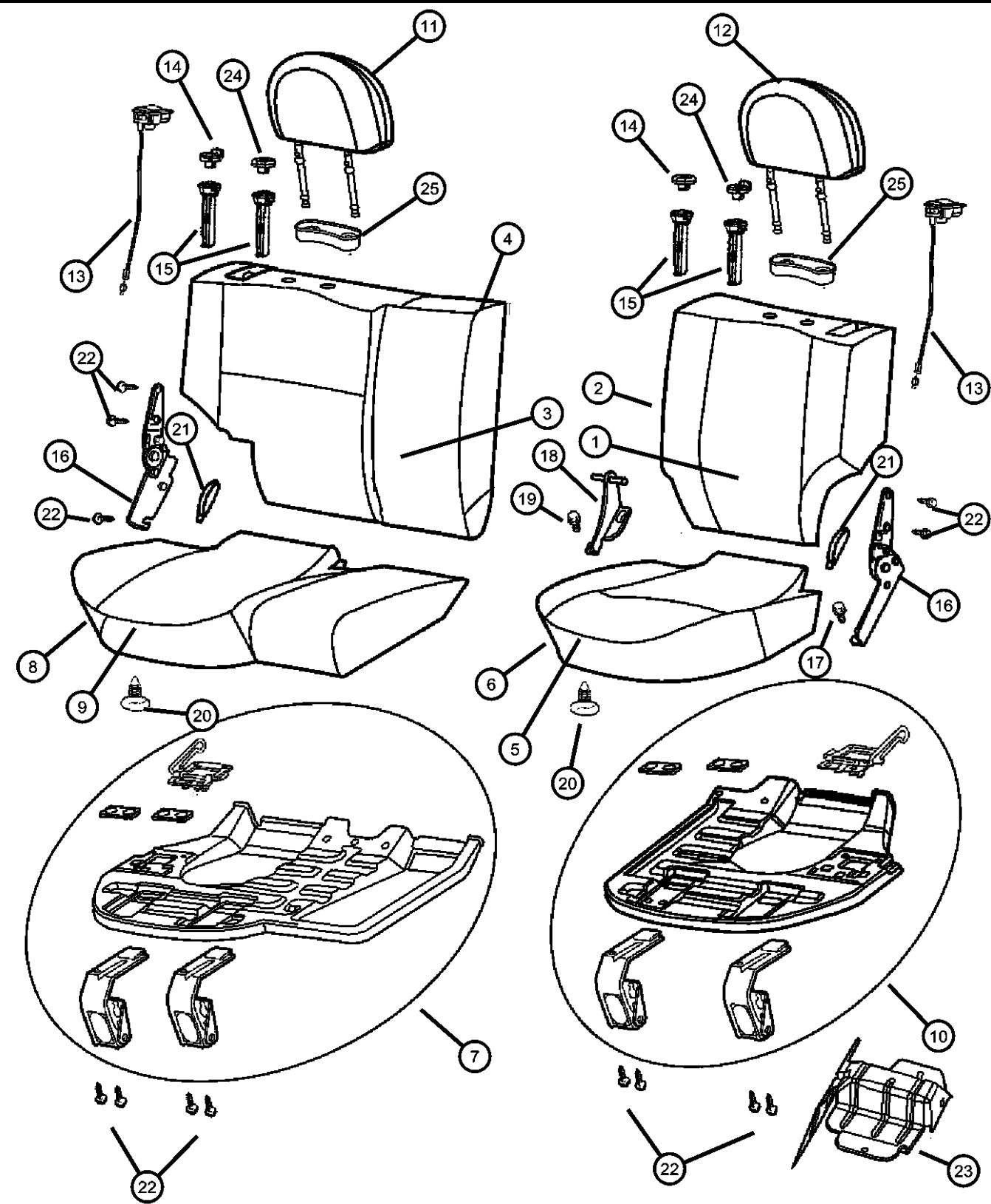
Rear Seat, Trim Code EL  
Figure IWG-630



ITEM	PART NUMBER	QTY	LINE	SERIES	BODY	ENGINE	TRANS	TRIM	DESCRIPTION
6	0WN571AZAA	1	U					*EL	[T5], Up to 5/29/01
		1	J					*EL	[AZ], After 5/29/01
	0WN571T5AA	1	U					*EL	[AZ], After 5/29/01
		1	J					*EL	[T5], After 5/29/01
		1	U					*EL	[T5], After 5/29/01
		1	J						
	0UQ051AZAA	1	U					*EL	[AZ], Up to 5/29/01
		1	J					*EL	[AZ], Up to 5/29/01
	0UQ051T5AA	1	U					*EL	[T5], Up to 5/29/01
		1	J					*EL	[T5], Up to 5/29/01
	0WS431AZAA	1	U					*EL	[AZ], After 5/29/01
		1	J					*EL	[AZ], After 5/29/01
7	0WS431T5AA	1	J					*EL	[T5], After 5/29/01
		1	U					*EL	[T5], After 5/29/01
		1	J						
8	05066090AA	1	J					*EL	PANEL, Seat Cushion Base, 60%
		1	U					*EL	
		1	J						
9	0UK101AZAA	1	U					*EL	COVER, Rear Seat Cushion, 60%
		1	J					*EL	[AZ], Up to 5/29/01
	0UK101T5AA	1	J					*EL	[AZ], Up to 5/29/01
		1	J					*EL	[T5], Up to 5/29/01
		1	U					*EL	[T5], Up to 5/29/01
		1	J					*EL	[T5], Up to 5/29/01
	0WN561AZAA	1	J					*EL	[AZ], After 5/29/01
		1	U					*EL	[AZ], After 5/29/01
	0WN561T5AA	1	J					*EL	[T5], After 5/29/01
		1	U					*EL	[T5], After 5/29/01
		1	J					*EL	[T5], After 5/29/01
		1	U						
10	0UQ041AZAA	1	J					*EL	CUSHION, Rear Seat, 60%
		1	U					*EL	[AZ], Up to 5/29/01
	0UQ041T5AA	1	J					*EL	[AZ], Up to 5/29/01
		1	J					*EL	[T5], Up to 5/29/01
		1	U					*EL	[T5], Up to 5/29/01
		1	J					*EL	[T5], Up to 5/29/01
	0WS421AZAA	1	J					*EL	[AZ], After 5/29/01
		1	U					*EL	[AZ], After 5/29/01
	0WS421T5AA	1	J					*EL	[T5], After 5/29/01
		1	U					*EL	[T5], After 5/29/01
		1	J					*EL	[T5], After 5/29/01
		1	U						
11	05066091AA	1	J					*EL	PANEL, Seat Cushion Base, 40%
		1	U					*EL	
	0UQ001AZAA	1	J						HEADREST, Rear, Right
		1	J					*EL	[AZ]

AR = use ase required - = Non illustrated part

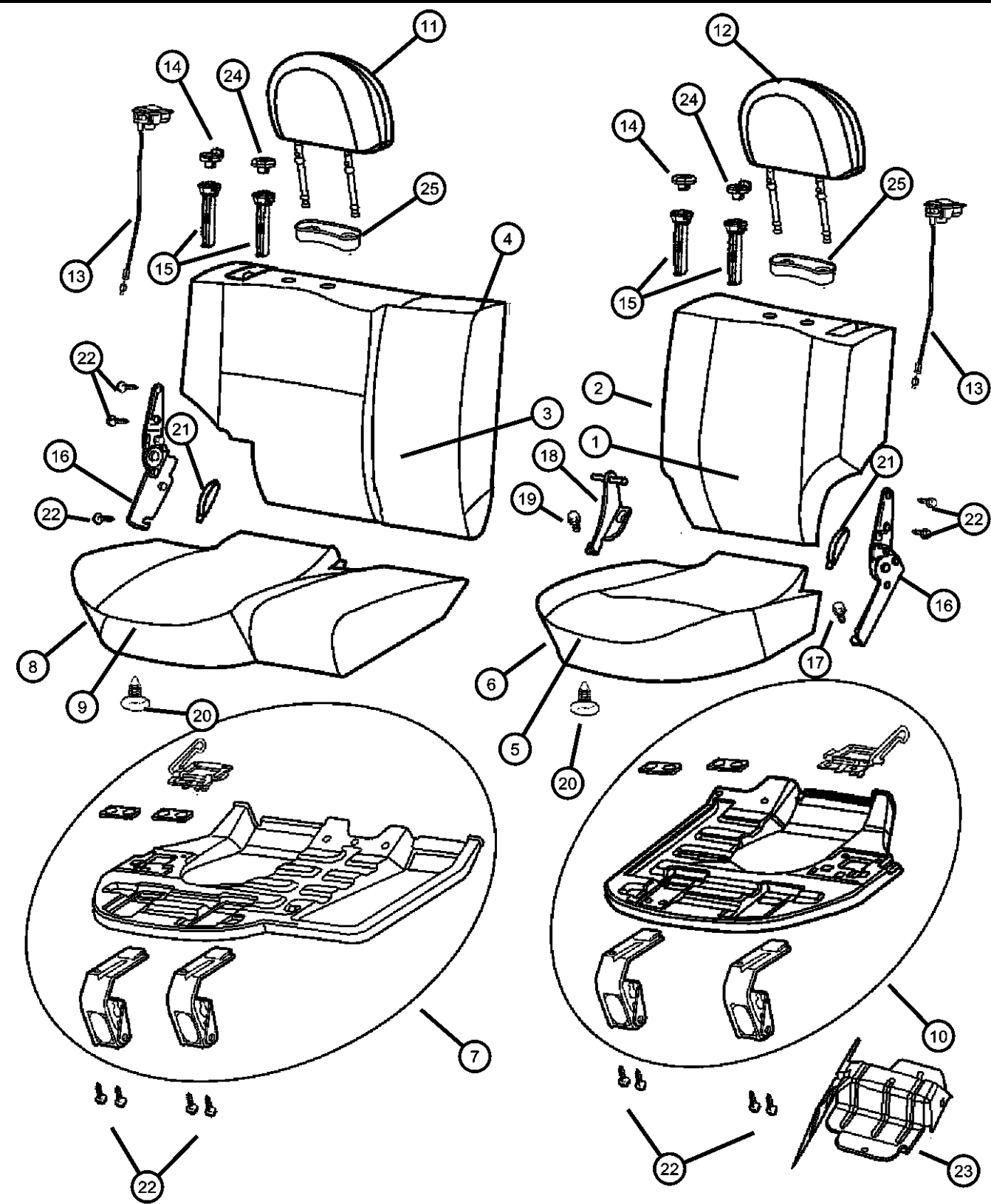
Rear Seat, Trim Code EL  
Figure IWG-630



ITEM	PART NUMBER	QTY	LINE	SERIES	BODY	ENGINE	TRANS	TRIM	DESCRIPTION
12	0UQ001T5AA	1	U					*EL [AZ]	HEADREST, Rear, Left
		1	J					*EL [T5]	
		1	U					*EL [T5]	
13	0UQ001AZAA	1	J					*EL [AZ]	CONTROL, SEAT RELEASE
		1	U					*EL [AZ]	
		1	J					*EL [T5]	
		1	U					*EL [T5]	
14	0SX641AZAA	2	J					*EL [AZ]	COVER, Headrest Sleeve
		2	U					*EL [AZ]	
		2	J					*EL [T5]	
		2	U					*EL [T5]	
15	0UK051AZAA	2	J					*EL [AZ]	CYLINDER, Headrest
		2	U					*EL [AZ]	
		2	J					*EL [T5]	
		2	U					*EL [T5]	
16	05013152AA	4	J					*EL	LATCH, Seat
		4	U					*EL	
		1	J					*EL Right	
		1	U					*EL Right	
17	05013151AA	1	J					*EL Left	SCREW AND WASHER, Hex Head, M8x1.25x40
		1	U					*EL Left	
		1	J					*EL Left	
		1	U					*EL Left	
18	06506959AA	4							BRACKET, Pivot
19	05013145AA	1	J					*EL	
		1	U					*EL	
20	04720242	2							SCREW
21	05019522AA	11	J					*EL	RETAINER, Cushion Cover
		11	U					*EL	
22	0SL001AZAA	2	J					*EL [AZ]	STRAP, Seat Pull
		2	U					*EL [AZ]	
		2	J					*EL [T5]	
		2	U					*EL [T5]	

AR = use ase required - = Non illustrated part

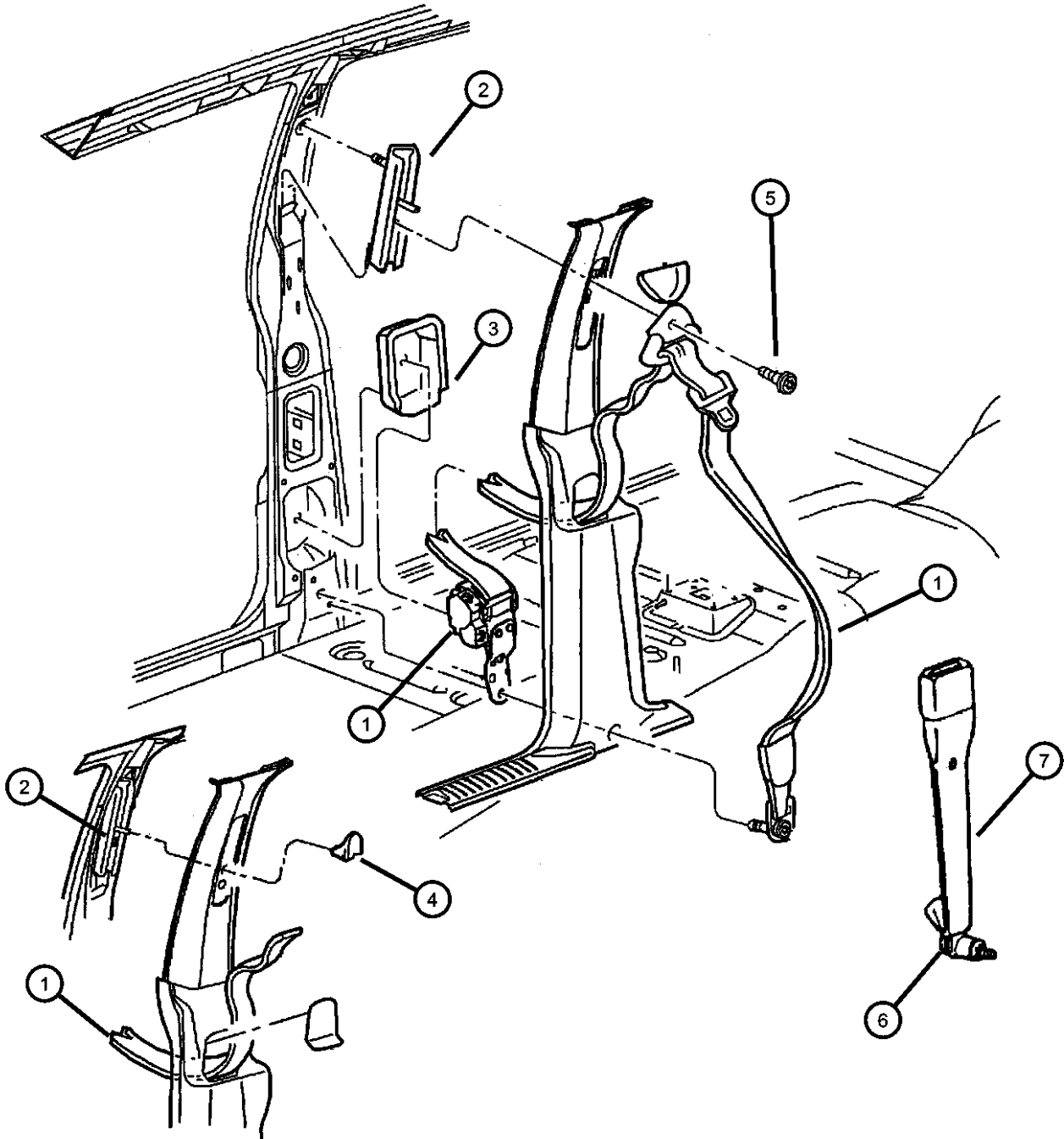
Rear Seat,Trim Code EL  
Figure IWG-630



ITEM	PART NUMBER	QTY	LINE	SERIES	BODY	ENGINE	TRANS	TRIM	DESCRIPTION
22	06100558	8							BOLT AND CONED WASHER, Hex Head, M6x25x14
23									BRACKET, Seat
	55196740AB	1							Rear Seat Cushion Latch, Right
	55196741AD	1							Rear Seat Cushion Latch, Left
24									COVER, Headrest Sleeve
	0UQ151AZAA	2	J					*EL	[AZ]
		2	U					*EL	[AZ]
	0UQ151T5AA	2	J					*EL	[T5]
		2	U					*EL	[T5]
	0UQ15TL2AA	2	J					*EL	[A2]
		2	U					*EL	[A2]
25									CYLINDER, Headrest
	0UQ161AZAA	1	J					*EL	[AZ]
		1	U					*EL	[AZ]
	0UQ161T5AA	1	J					*EL	[T5]
		1	U					*EL	[T5]
	0UQ16TL2AA	1	J					*EL	[A2]
		1	U					*EL	[A2]

AR = use ase required - = Non illustrated part


Front Seat Belt  
Figure IWG-710



ITEM	PART NUMBER	QTY	LINE	SERIES	BODY	ENGINE	TRANS	TRIM	DESCRIPTION
1	55196786AE	1							SEAT BELT, Front Outer
	55196787AE	1							Right
2	55196689AB	2							Left
									ADJUSTER, Seat Belt Turning Loop
3	55196734AD	1							SHIELD, Seat Belt Retractor
	55196735AD	1							Right
4	55196860AA	2							Left
									BUTTON, Adjuster
5	06035888	2							SCREW, Shoulder
6	06504867AA	1							SCREW
7									SEAT BELT, Front Inner
	55196778AA	1			U				*H7 [H7], Right
		1			U				*EL [EL], Right
	55196779AA	1			J				*H7 [H7], Left
		1			J				*EL [EL], Left
	55314894	1			J				*H7 [H7], Right
		1			J				*EL [EL], Right
	55314895	1			U				*H7 [H7], Left
		1			U				*EL [EL], Left

AR = use ase required - = Non illustrated part

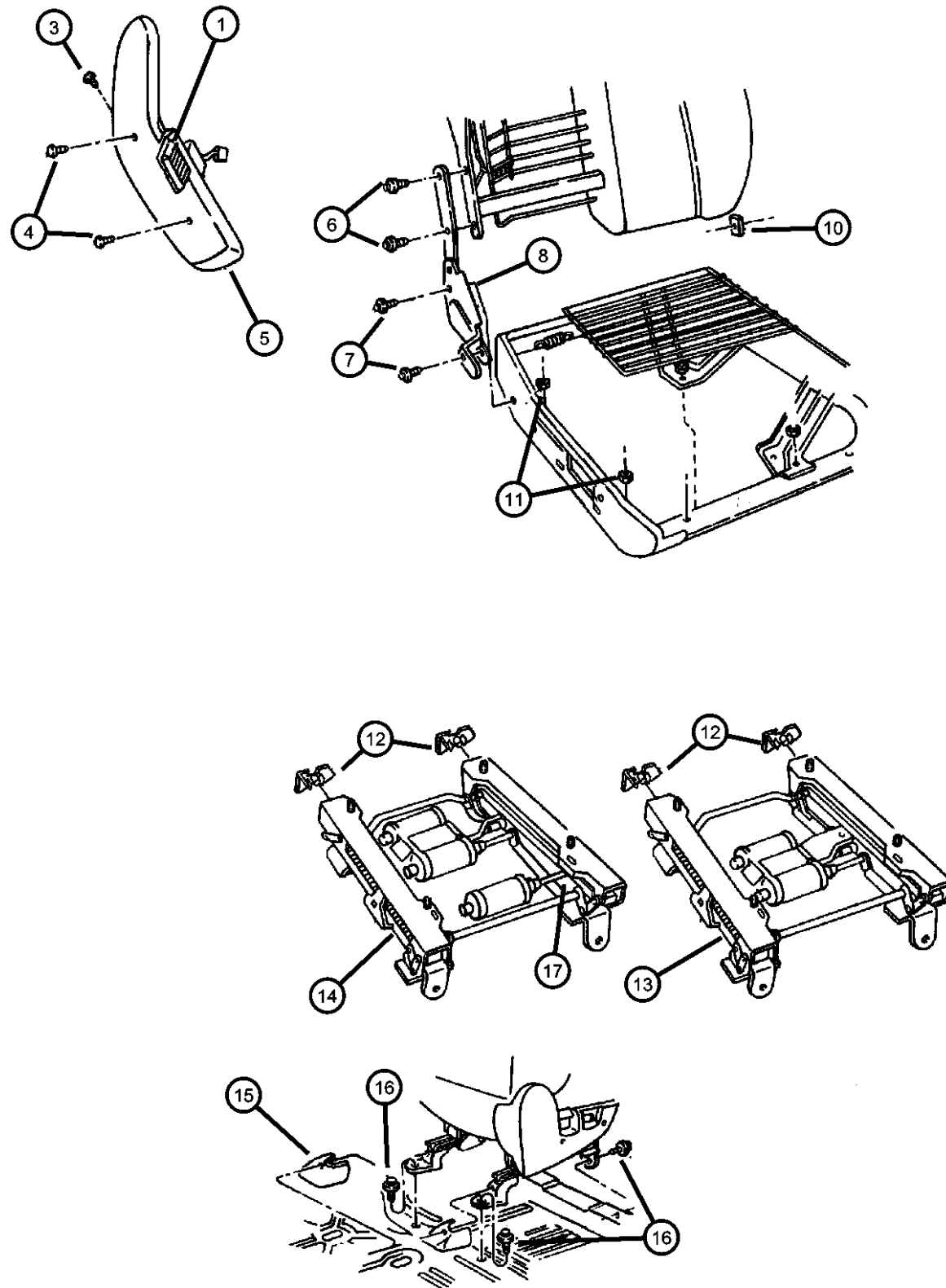
Rear Seat Belt  
Figure IWG-720



ITEM	PART NUMBER	QTY	LINE	SERIES	BODY	ENGINE	TRANS	TRIM	DESCRIPTION
1	55196788AF	1							SEAT BELT, Rear Outer Right
	55196789AF	1							Left
2	55196689AB	2							ADJUSTER, Seat Belt Turning Loop
3	55196733AD	2							SHIELD, Seat Belt Retractor
4	55196586	1							SEAT BELT, Rear Inner, Right
5	55196860AA	2							BUTTON, Adjuster
6	06035888	2							SCREW, Shoulder
7	06505286AA	2							SCREW
8	55196587	1							SEAT BELT, Rear Inner, Left
9	04886473AA	1							SCREW
10	55196861AB	2							BRACKET
11	06503257	6							BOLT, Hex Head, M8x1.25x37.50
12	55196862AA	1							SPACER
-13									BEZEL, Tether anchor
	5GX26TL2AA	1	U					*O0	[AZ], Right
		1	J					*O0	[AZ], Right
	5GX26XT5AA	1	U					*O0	[T5], Right
		1	J					*O0	[T5], Right
	5GX27TL2AA	1	U					*O0	[AZ], Left
		1	J					*O0	[AZ], Left
	5GX27XT5AA	1	J					*O0	[T5], Left
		1	U					*O0	[T5], Left

AR = use ase required - = Non illustrated part

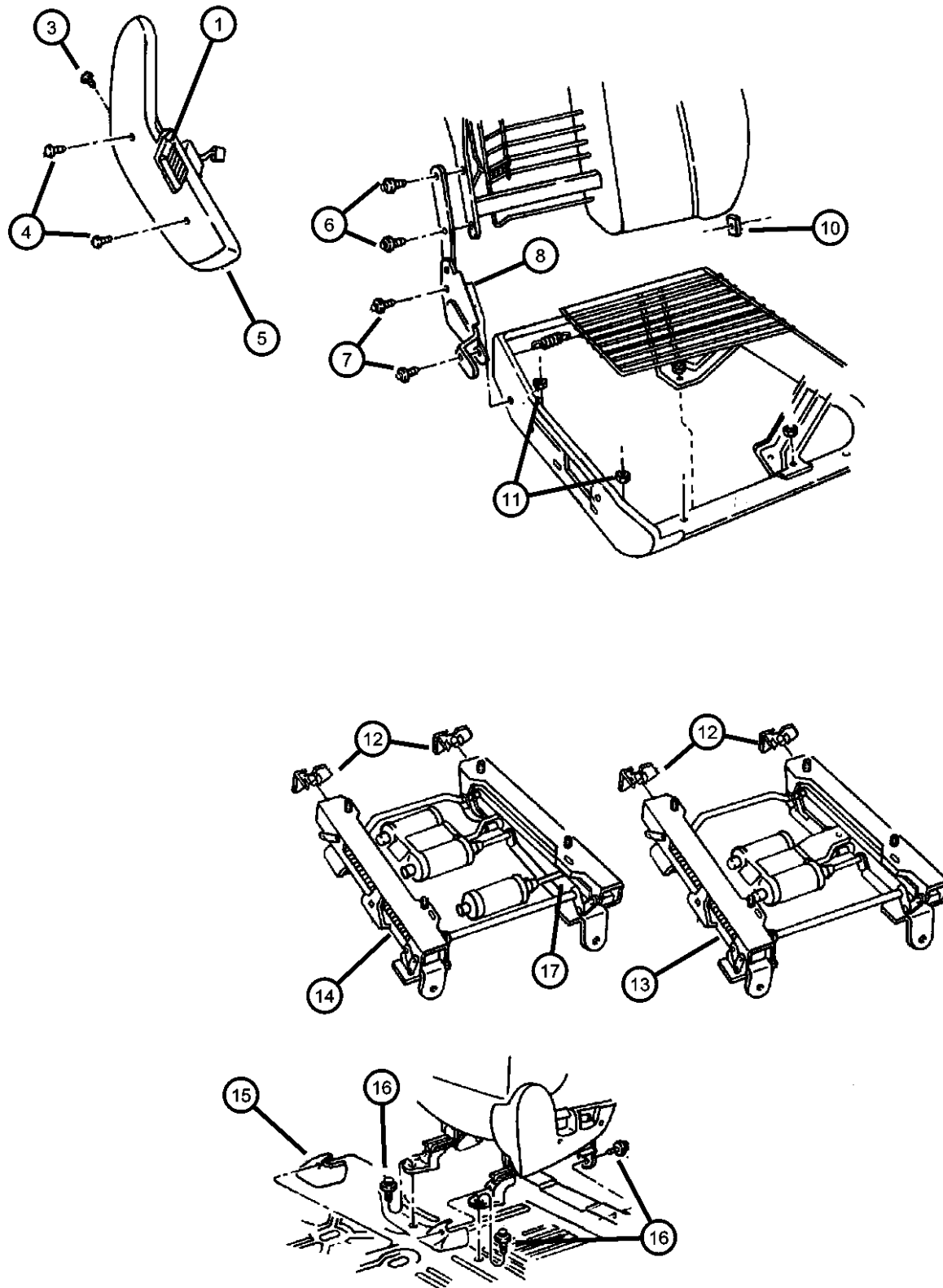
Recliners and Adjusters  
Figure IWG-810



ITEM	PART NUMBER	QTY	LINE	SERIES	BODY	ENGINE	TRANS	TRIM	DESCRIPTION
1									SWITCH, Seat
	04373666	2	J					*H7	6 Way Power
		2	U					*H7	6 Way Power
	04601756AB	1	J					*EL	10 Way Power, Right
		1	U					*EL	10 Way Power, Right
	04601757AB	1	J					*EL	10 Way Power, Left
-2		1	U					*EL	10 Way Power, Left
									KNOB, Power Seat Switch
	04607042	1	J					*EL	Right
		1	U					*EL	Right
	04607043	1	J					*EL	Left
		1	U					*EL	Left
3									SCREW, Trim
	04720769	1	J					*EL	
		1	U					*EL	
		1	U					*H7	
		6	J					*H7	
4									SCREW, Trim
	04720770	4	J					*EL	
		4	U					*EL	
		4	U					*H7	
		4	J					*H7	
5									SHIELD, Seat Adjuster
	0SL041AZAA	1	J					*EL	[AZ] , 10 Way Power, Right
		1	U					*EL	[AZ] , 10 Way Power, Right
	0SL041T5AA	1	J					*EL	[T5] , 10 Way Power, Right
		1	U					*EL	[T5] , 10 Way Power, Right
	0SL051AZAA	1	J					*EL	[AZ] , 10 Way Power, Left
		1	U					*EL	[AZ] , 10 Way Power, Left
	0SL051T5AA	1	J					*EL	[T5] , 10 Way Power, Left
		1	U					*EL	[T5] , 10 Way Power, Left
	0SL061AZAA	1	U					*H7	[AZ] , 6 Way Power, Right
		1	J					*H7	[AZ] , 6 Way Power, Right
	0SL061T5AA	1	U					*H7	[T5] , 6 Way Power, Right
		1	J					*H7	[T5] , 6 Way Power, Right
	0SL071AZAA	1	U					*H7	[AZ] , 6 Way Power, Left
		1	J					*H7	[AZ] , 6 Way Power, Left
	0SL071T5AA	1	U					*H7	[T5] , 6 Way Power, Left
		1	J					*H7	[T5] , 6 Way Power, Left
6	04864745	1							BOLT, Power Recliner

AR = use ase required - = Non illustrated part

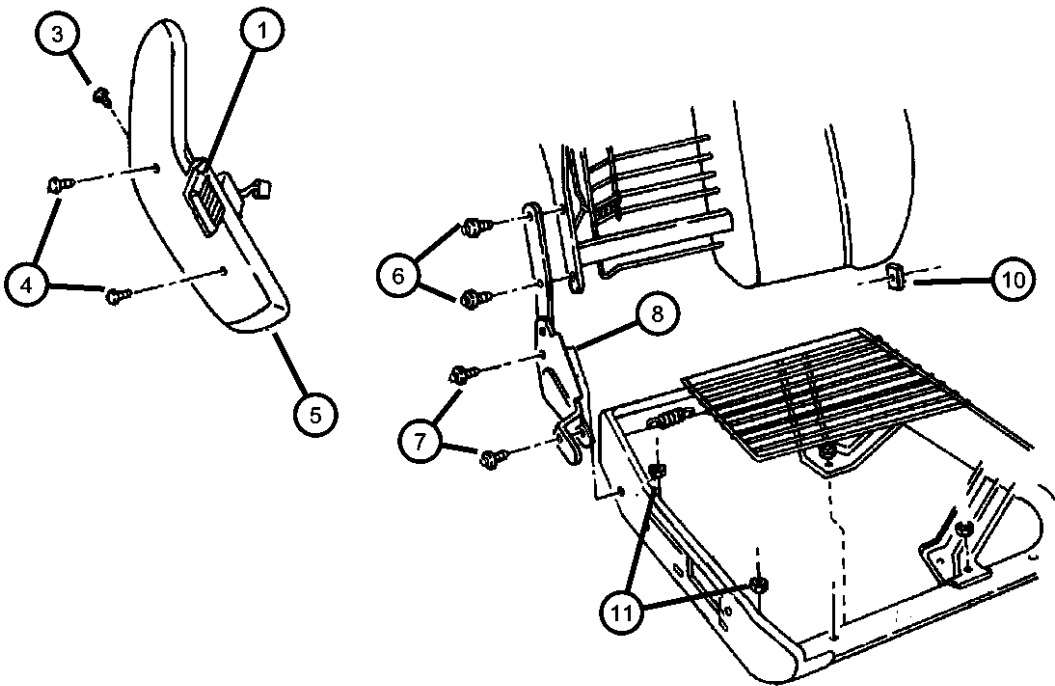
# Recliners and Adjusters Figure IWG-810



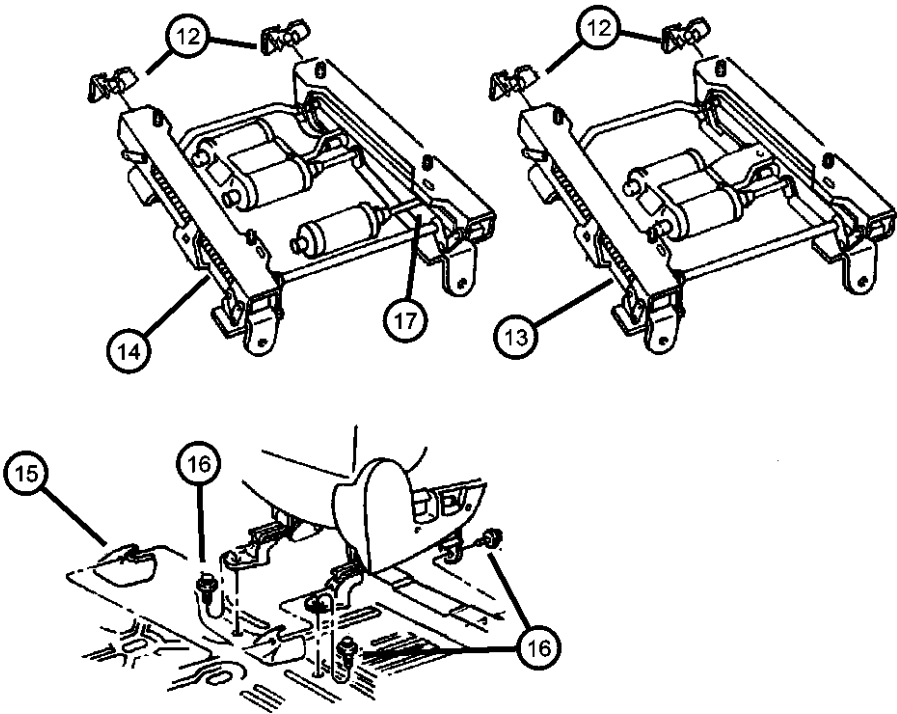
ITEM	PART NUMBER	QTY	LINE	SERIES	BODY	ENGINE	TRANS	TRIM	DESCRIPTION
7	04864745	1							BOLT, Recliner To Cushion, Front Seat, (NOT SERVICED)
8									RECLINER, Seat Back
	04796714	1	U					*H7	Includes Handle, Right
		1	J					*H7	Includes Handle, Right
	04796715	1	U					*H7	Includes Handle, Left
		1	J					*H7	Includes Handle, Left
	05080510AA	1	J					*EL	Without Memory, Right
	05080511AA	1	U					*EL	Without Memory, Left
	05080512AA	1	U					*EL	With Memory, Right
	05080513AA	1	J					*EL	With Memory, Left
-9									KNOB, Power Seat Switch, Power Recliner
	04607044	1	J					*EL	Right
		1	U					*EL	Right
	04607045	1	J					*EL	Left
		1	U					*EL	Left
10									U-NUT, Seat Back
	04713982	1	J					*EL	
		1	U					*EL	
		1	U					*H7	
		1	J					*H7	
11	05101925AA	8						*O0	NUT, Seat Adjuster To Cushion
12									SHIELD, Seat Adjuster
	04723888	1	J					*EL	Driver Inboard, Passenger Outboard
		1	U					*EL	Driver Inboard, Passenger Outboard
		1	U					*H7	Driver Inboard, Passenger Outboard
		1	J					*H7	Driver Inboard, Passenger Outboard
	04723889	1	J					*EL	Driver Outboard, Passenger Inboard
		1	U					*EL	Driver Outboard, Passenger Inboard
		1	U					*H7	Driver Outboard, Passenger Inboard
		1	J					*H7	Driver Outboard, Passenger Inboard
13									ADJUSTER, Power Seat, Without Memory
	05017484AA	1	J					*EL	Right
		1	J					*H7	Right
	05017485AA	1	U					*EL	Left
		1	J					*H7	Left

AR = use ase required - = Non illustrated part

Recliners and Adjusters  
Figure IWG-810



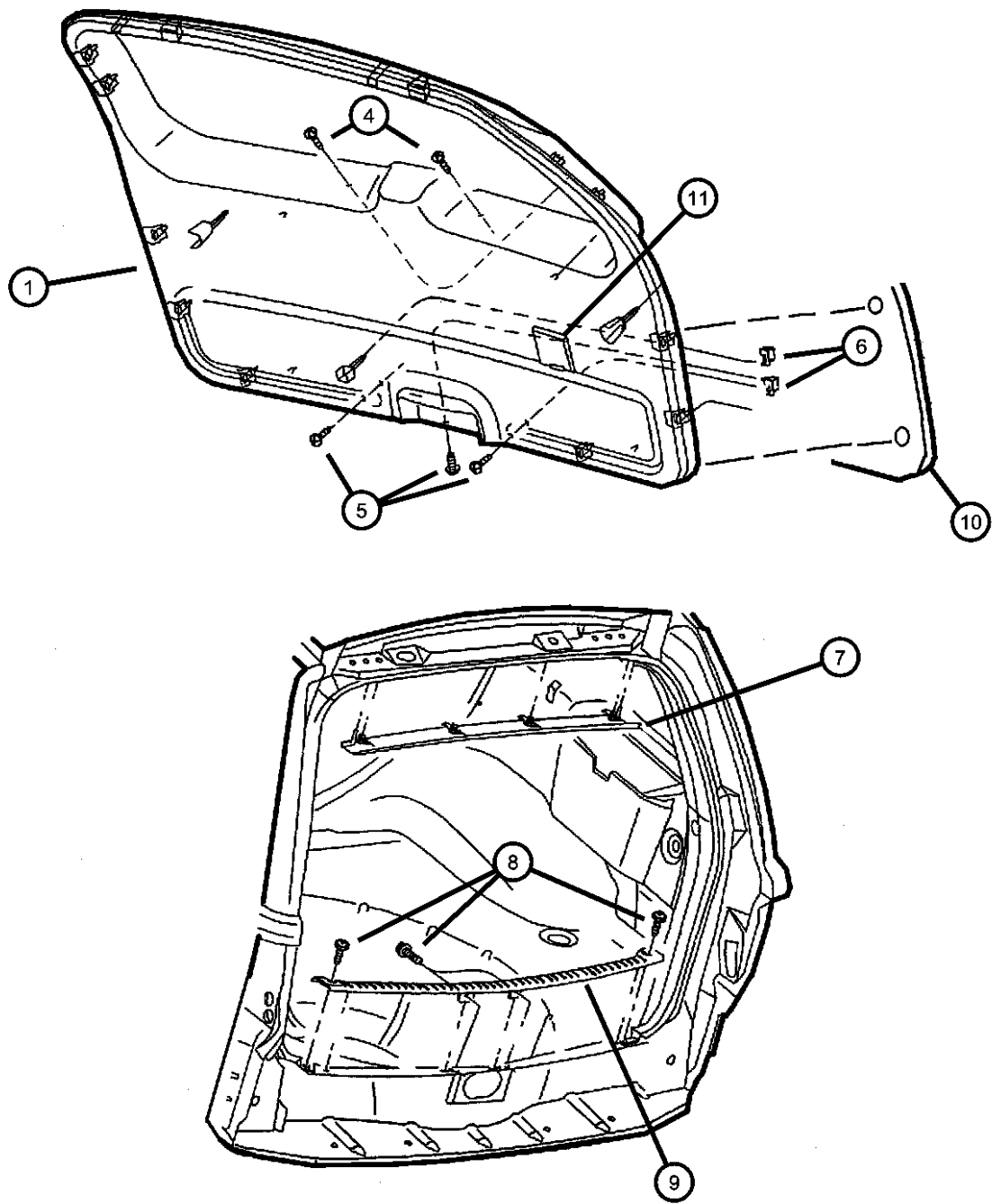
ITEM	PART NUMBER	QTY	LINE	SERIES	BODY	ENGINE	TRANS	TRIM	DESCRIPTION
14	05017486AA	1	U					*EL	ADJUSTER, Power Seat, With Memory Right
	05017487AA	1	J					*EL	Left
15	5FZ19LAZAA	4						*O0	COVER, Power Seat Track [AZ]
	5FZ19XTMAA	4						*O0	[T5]
16	06505040AA	8							SCREW, Hex Head, M10x1.5x40
17	05013125AA	2	J					*EL	BRACKET, Module, With Memory
		2	U					*EL	
		2	U					*H7	
		2	J					*H7	



AR = use ase required - = Non illustrated part



Liftgate Panel and Scuff Plate  
Figure IWG-1010

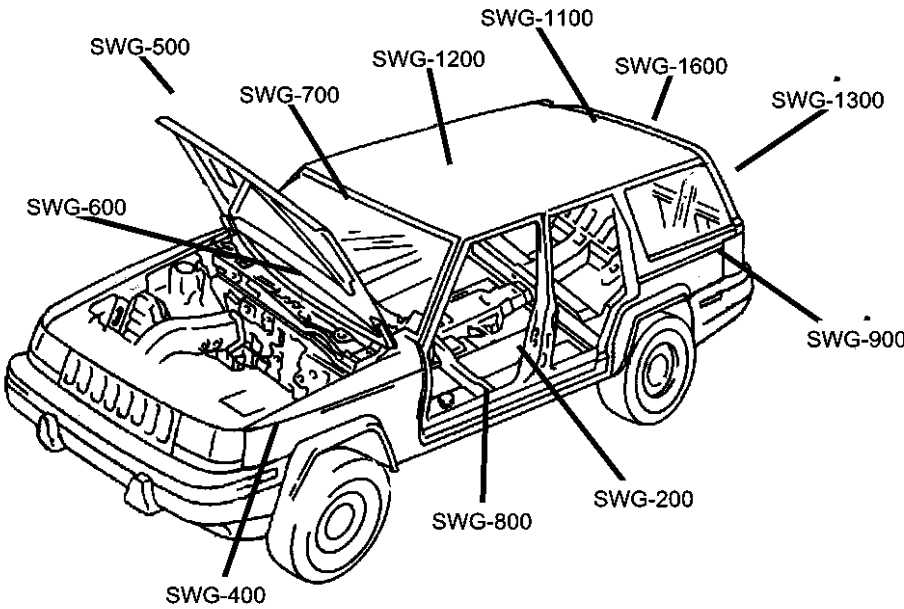


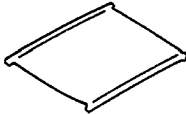

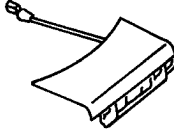

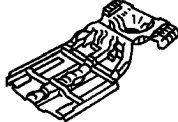





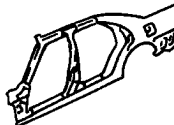

ITEM	PART NUMBER	QTY	LINE	SERIES	BODY	ENGINE	TRANS	TRIM	DESCRIPTION
1	5FS80LAZAE	1						*O0	PANEL, Liftgate
	5FS80XT5AE	1						*O0	[AZ]
-2	06502991	6						*O0	[T5]
-3	06503709	4						*O0	FASTENER, M7.1 Hole Push In, For M7.1 Hole
4	06503709	4						*O0	PIN, Door Panel
5	06032723	3							SCREW AND WASHER, M4.2X1.41X52.80, (NOT SERVICED)
6	06032723	3							SCREW, Self Tapping, M4.2x1.69x19.05
7	5FA67LAZAC	1						*O0	NUT, M4.2X1.70, (NOT SERVICED)
	5FA67XT5AC	1						*O0	PANEL, Liftgate
8	5FA67XT5AC	1							[AZ]
9	5FS82LAZAC	1						*O0	[T5]
	5FS82XT5AC	1						*O0	SCREW, [.164-18X.625], (NOT SERVICED),
10	55136185AC	1							PLATE, Liftgate Scuff
11	0TH63LAZAA	1						*O0	INSULATION, Liftgate
	0TH63XT5AA	1						*O0	COVER, Liftgate
									[AZ]
									[T5]

AR = use ase required - = Non illustrated part

# Group - SWG

## Body Sheet Metal Except Doors

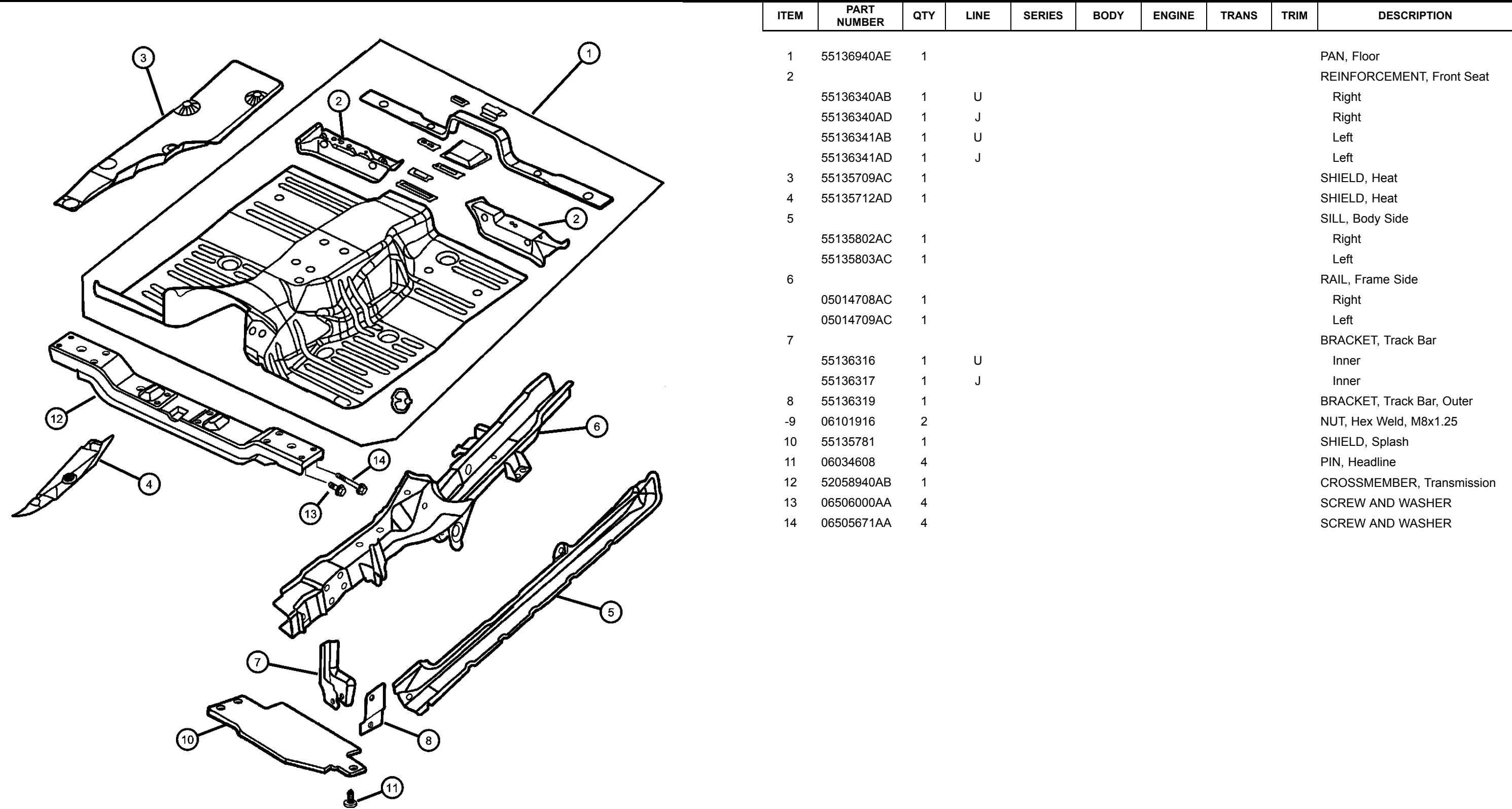


<b>SWG-1100</b> Roof Panels	<b>SWG-1200</b> Sunroof	<b>SWG-1300</b> Liftgate Panel	<b>SWG-1600</b> Luggage Rack
			
<b>SWG-200</b> Floor Pans	<b>SWG-300</b> Plugs	<b>SWG-400</b> Front Fenders	<b>SWG-500</b> Hood and Hood Release
			
<b>SWG-600</b> Cowl and Dash Panel	<b>SWG-700</b> Glass and Rear View Mirror	<b>SWG-800</b> Aperture Panel	<b>SWG-900</b> Quarter Panel and Pillars
			

Group - SWG Body Sheet Metal Except Doors

Illustration Title	Group-Fig. No.
<b>Floor Pans</b>	
Front Floor Pan.....	Fig. SWG - 210
Center and Rear Floor Pan.....	Fig. SWG - 220
<b>Plugs</b>	
Plugs .....	Fig. SWG - 310
<b>Front Fenders</b>	
Front Fenders .....	Fig. SWG - 410
<b>Hood and Hood Release</b>	
Hood,Latch,Hinges.....	Fig. SWG - 510
<b>Cowl and Dash Panel</b>	
Panels,Cowl and Dash.....	Fig. SWG - 610
Insulation,Dash and Cowl .....	Fig. SWG - 620
<b>Glass and Rear View Mirror</b>	
Glass,Windshield,Backlite,Quarter Window,Rear View Mirror .....	Fig. SWG - 710
<b>Aperture Panel</b>	
Panel,Body Side.....	Fig. SWG - 810
<b>Quarter Panel and Pillars</b>	
Panels,Rear Quater.....	Fig. SWG - 910
<b>Roof Panels</b>	
Panels,Roof.....	Fig. SWG - 1110
<b>Sunroof</b>	
Sunroof.....	Fig. SWG - 1210
<b>Liftgate Panel</b>	
Liftgate,Latch and Hinges .....	Fig. SWG - 1310
<b>Luggage Rack</b>	
Roof Rack.....	Fig. SWG - 1610

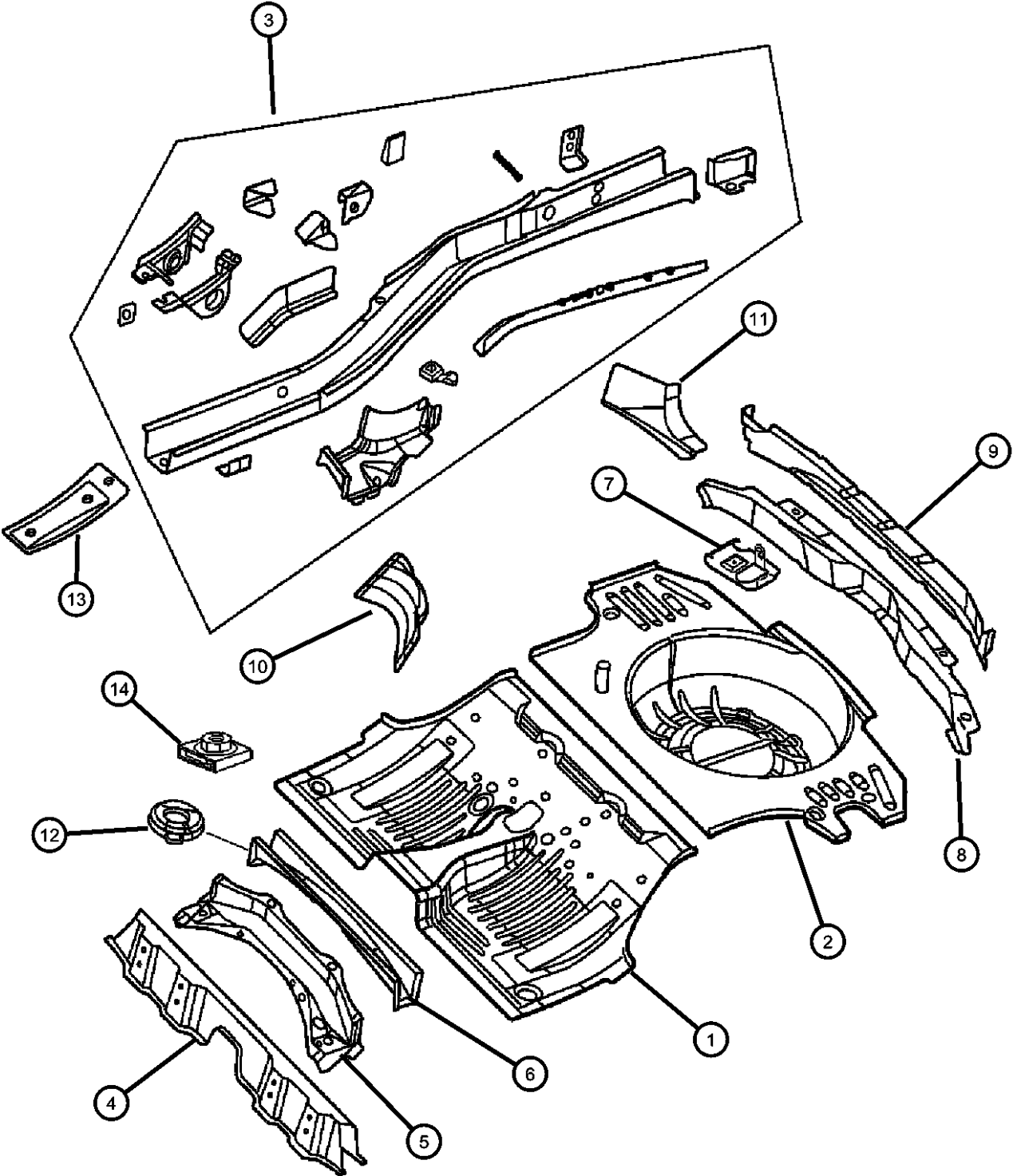
Front Floor Pan  
Figure SWG-210



ITEM	PART NUMBER	QTY	LINE	SERIES	BODY	ENGINE	TRANS	TRIM	DESCRIPTION
1	55136940AE	1							PAN, Floor
2									REINFORCEMENT, Front Seat
	55136340AB	1	U						Right
	55136340AD	1	J						Right
	55136341AB	1	U						Left
	55136341AD	1	J						Left
3	55135709AC	1							SHIELD, Heat
4	55135712AD	1							SHIELD, Heat
5									SILL, Body Side
	55135802AC	1							Right
	55135803AC	1							Left
6									RAIL, Frame Side
	05014708AC	1							Right
	05014709AC	1							Left
7									BRACKET, Track Bar
	55136316	1	U						Inner
	55136317	1	J						Inner
8	55136319	1							BRACKET, Track Bar, Outer
-9	06101916	2							NUT, Hex Weld, M8x1.25
10	55135781	1							SHIELD, Splash
11	06034608	4							PIN, Headline
12	52058940AB	1							CROSSMEMBER, Transmission
13	06506000AA	4							SCREW AND WASHER
14	06505671AA	4							SCREW AND WASHER

AR = use ase required - = Non illustrated part

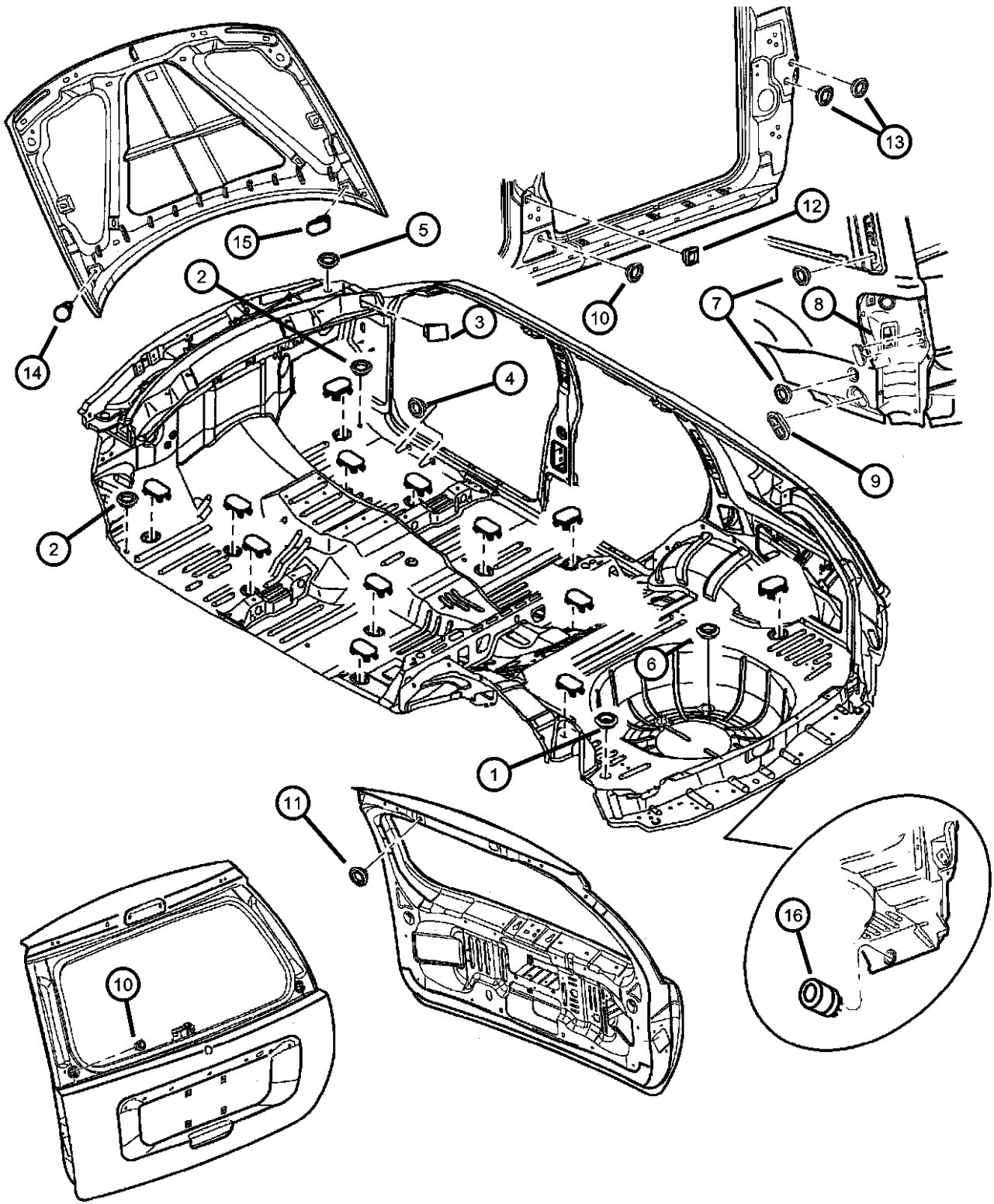
Center and Rear Floor Pan  
Figure SWG-220



ITEM	PART NUMBER	QTY	LINE	SERIES	BODY	ENGINE	TRANS	TRIM	DESCRIPTION
1	55136940AE	1							PAN, Floor
2	55136377AE	1							PAN, Rear Floor
3									RAIL, Rear Floor Pan Side
	05014932AC	1							Right
	05014933AC	1							Left
4	55136163AE	1							CROSSMEMBER, Rear Floor
5	55137279AC	1							CROSSMEMBER, Rear Floor Pan Front
6	55136511AD	1							CROSSMEMBER, Rear Floor
7	55295800AD	1							BRACKET, Jack
8	55136558AE	1							CROSSMEMBER, Rear Floor
9	55136179AD	1							CROSSMEMBER, Rear Floor
10	55136160AE	1							SHIELD, Fuel Tank
11									GUSSET, Side Member
	55135504AC	1							Right
	55135505AC	1							Left
12	05014781AA	2							GUIDE, Rear Spring, None
13	55136164AE	2							REINFORCEMENT, Rear Floor Pan Rear Rail
14	55136398AB	2							PLATE, Control Arm

AR = use ase required - = Non illustrated part

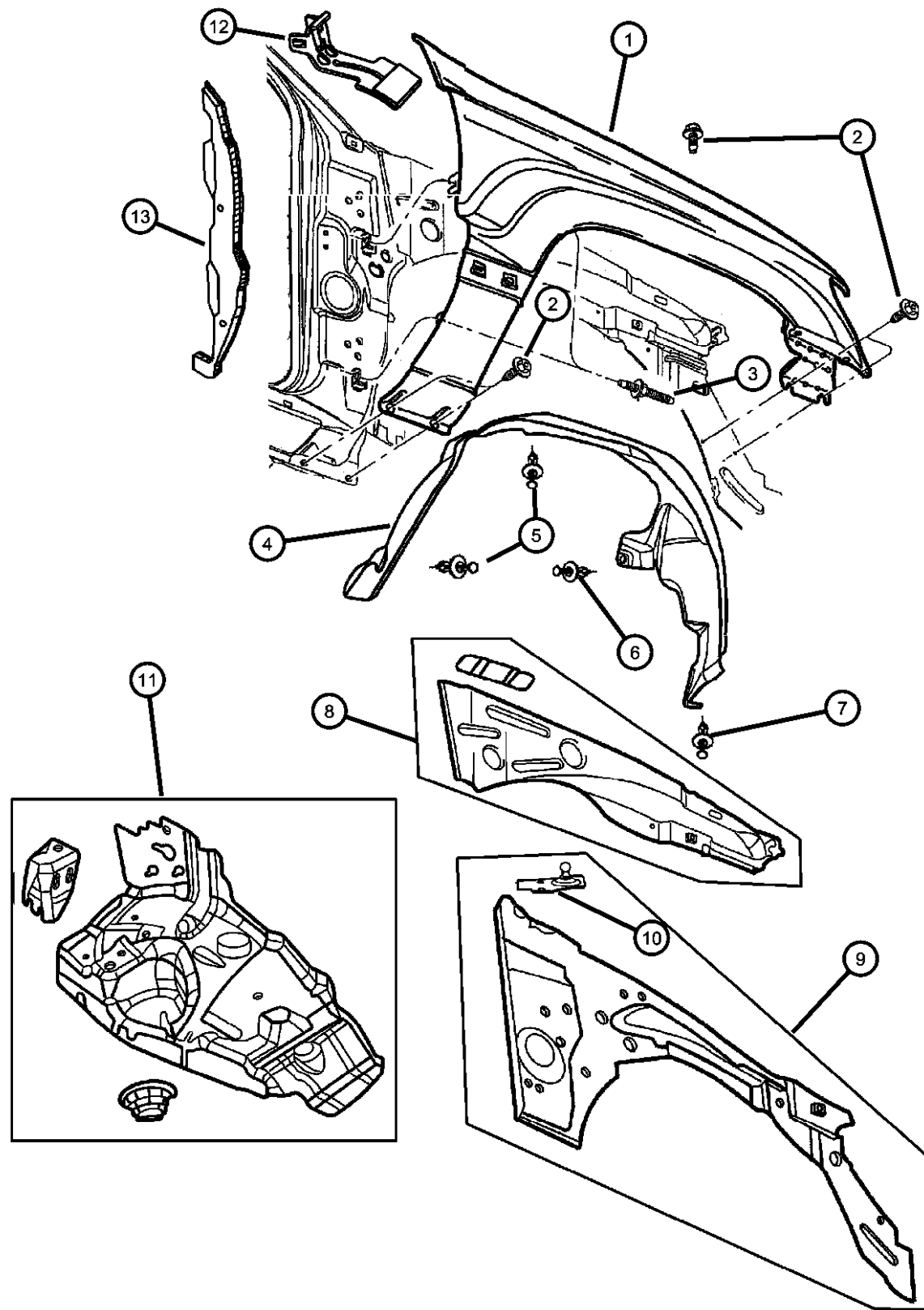
Plugs  
Figure SWG-310



ITEM	PART NUMBER	QTY	LINE	SERIES	BODY	ENGINE	TRANS	TRIM	DESCRIPTION
1	02424864	1							PLUG, Body, 1.75 Diameter
2	02860332	4							PLUG, Anti-Rattle
3	55136507AB	1							PLUG, BodyCowl Top
4	55257380AA	12							PLUG
5	55136456AB	1							PLUG, Body
6	55136594AA	1							PLUG, Body
7	04440294	7							PLUG, Rear Fascia
8	55136948AA	2							TAPE, Body Side
9	55136562AB	2							PLUG, Body
10	04674441	1							PLUG, Body, .75 Diameter
11	05255217	1							PLUG, Dash Panel
12	55136566AA	4							PLUG, Body
13	55136859AA	2							PLUG
14	55136755AA	1							PLUG, Body
15	55136752AA	1							PLUG, Body
16	55135856AB	2							PLUG, Body
-17	55136844AE	1							PLUG, Floor

AR = use ase required - = Non illustrated part

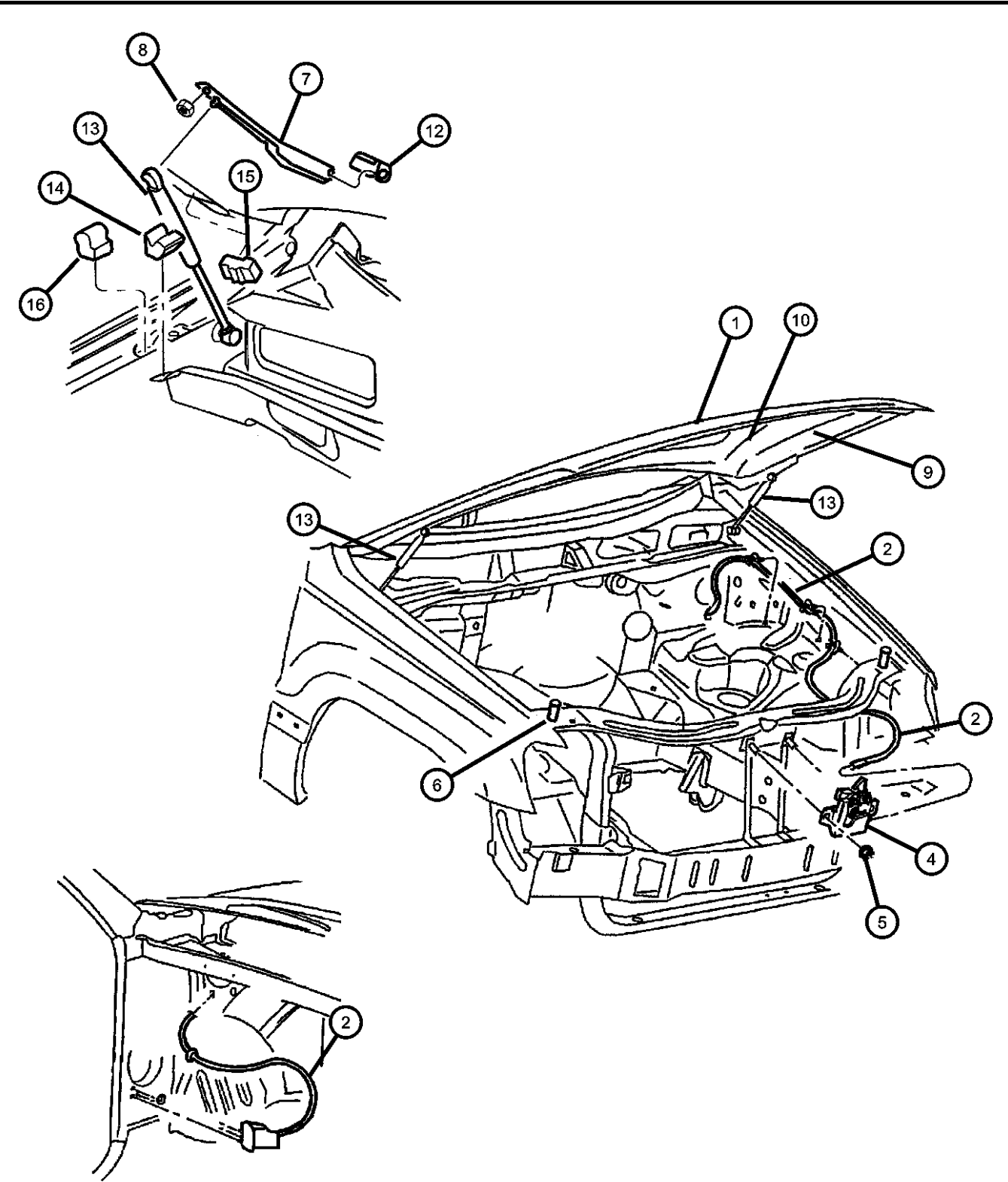
Front Fenders  
Figure SWG-410



ITEM	PART NUMBER	QTY	LINE	SERIES	BODY	ENGINE	TRANS	TRIM	DESCRIPTION
1									FENDER, Front
	55136582AC	1							Right
	55136583AC	1							Left
2	00154867AA	8							SCREW, M6X1.00X15.00
3	06036162AA	1							STUD, Double Ended, M6X1.00X57.00
4									LINER, Front Fender
	55136228AB	1							Right
	55136229AB	1							Left
5	06034608	4							PIN, Headline
6	34201631	6							RIVET, M6.25x28 Black
7	06506293AA	12							PIN, Push
8									REINFORCEMENT, Cowl Side
	55136354AH	1							Right
	55136355AH	1							Left
9									PANEL, Cowl
	55135442AE	1	J						Right
	55135443AE	1	J						Left
	55136852AD	1	U						Right
	55136853AD	1	U						Left
10									BRACKET, Ball to Body
	55136434	1	J						Right
		1	U						Right
	55136435	1	J						Left
		1	U						Left
11									SUPPORT, Front Suspension
	05017481AB	1							Right
	55136618AJ	1							Left
12	55136774AA	2							BRACKET, Fender
13									FILLER, Fender to Wheelhouse
	55135793AC	1							Left
	55135866AC	1							Right

AR = use ase required - = Non illustrated part

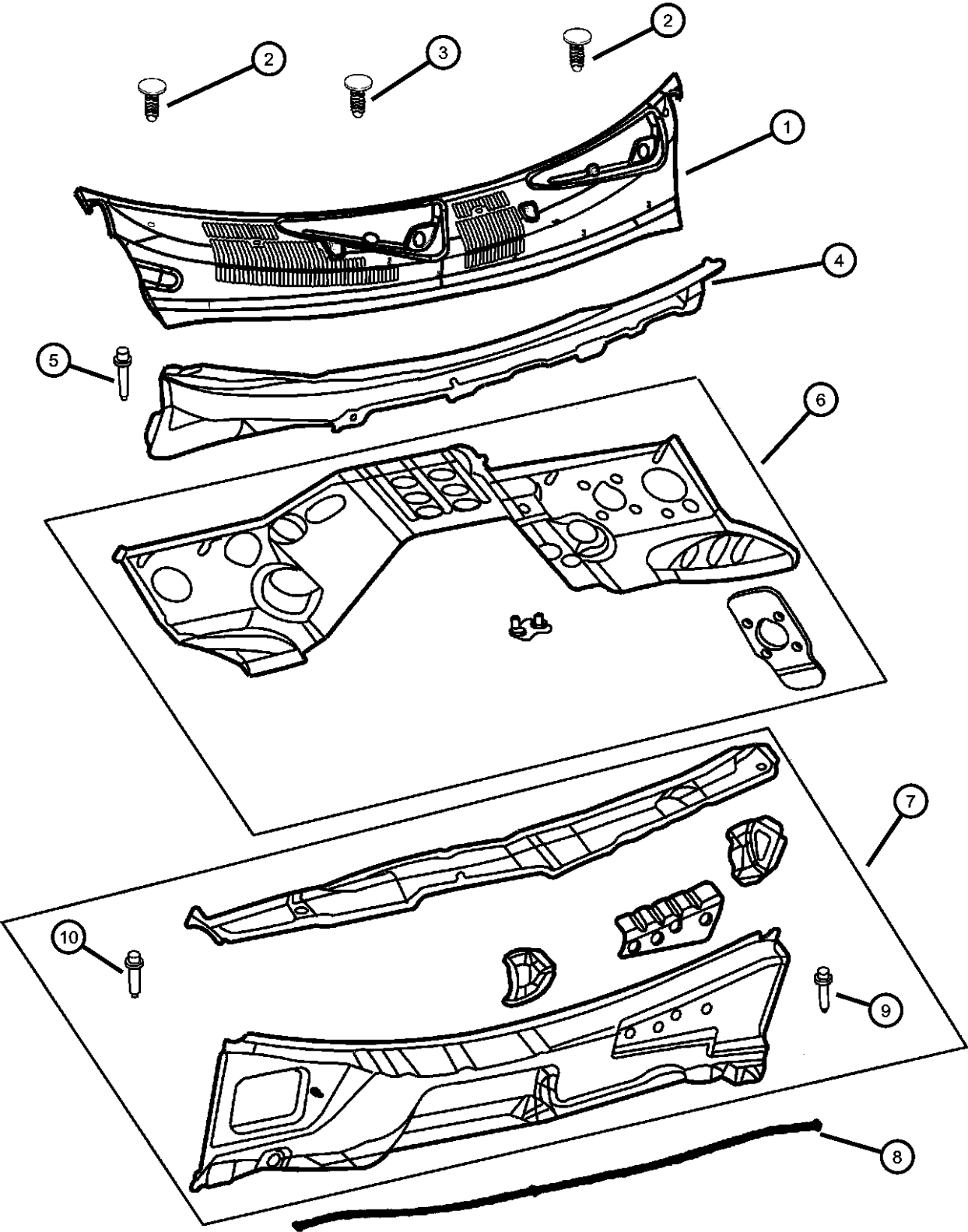
Hood,Latch,Hinges  
Figure SWG-510

	ITEM	PART NUMBER	QTY	LINE	SERIES	BODY	ENGINE	TRANS	TRIM	DESCRIPTION
	1	55076470AE	1							HOOD
	2									CABLE, Hood Release
		55135532	1	J						
		55136454	1	U						
	-3									CLIP, M6.3x11.2
		06503794	3	U						
			3	J						
	4	55135600	1							LATCH, Hood
	5	06101446	2							NUT AND WASHER
	6	04103165	2							BUMPER, Hood
	7	55256196AB	1							HINGE, Hood
	8	06503664	4							NUT AND WASHER, Hex Nut-Coned Washer, M6 x 1.00
	9	55196298AC	1							INSULATION, Hood
	10	55116446AA	1							LABEL, Refrigerant
	-11	06003351	12							RETAINER, Hood Insulation, .415x.690
	12									COVER, Hinge
		55156110AB	1							Right
		55156111AB	1							Left
	13	55136764AA	2							PROP, Hood
		VHWJ9904AA								Mopar Alternative Hood Support Kit (2-hood supports)
	14	55363119AA	2							SEAL, HoodLower
	15	55136549AA	2							SEAL, HoodUpper
	16	55136550AA	2							SEAL, HoodOuter

AR = use ase required - = Non illustrated part



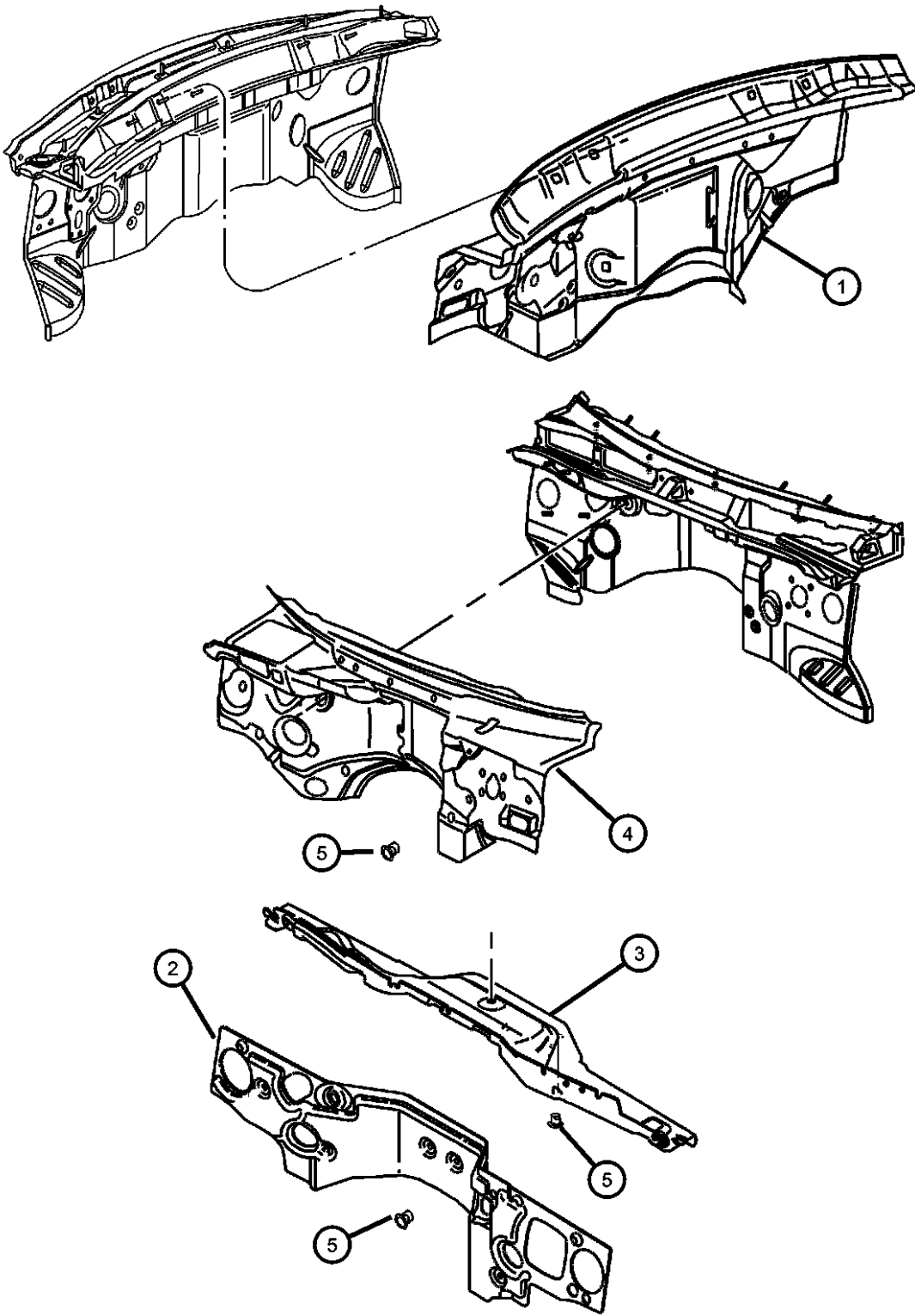
Panels,Cowl and Dash  
Figure SWG-610



ITEM	PART NUMBER	QTY	LINE	SERIES	BODY	ENGINE	TRANS	TRIM	DESCRIPTION
1	55155355AB	1	J						COVER, Cowl Grille
	55155356AB	1	U						
2	06505319AA	4							NUT, M6x1.00
3	06503339	2							NUT, Plastic
4									PANEL, Cowl Top
	55135369AC	1	J						
	55135373AB	1	U						
5									STUD
	06505511AA	4	U						
		4	J						
6									PANEL, Dash
	55135358AB	1	J						
	55135364AB	1	U						
7									PANEL, Cowl And Plenum
	55135451AB	1	J						Export
	55135486AB	1	U						
	55136540AB	1	J						
8	55135392AB	1							SEAL, Hood To Plenum
9									STUD, M8x
	06504758	3	J						
		3	U						
10									STUD
	06504952AA	4	U						
		3	J						

AR = use ase required - = Non illustrated part

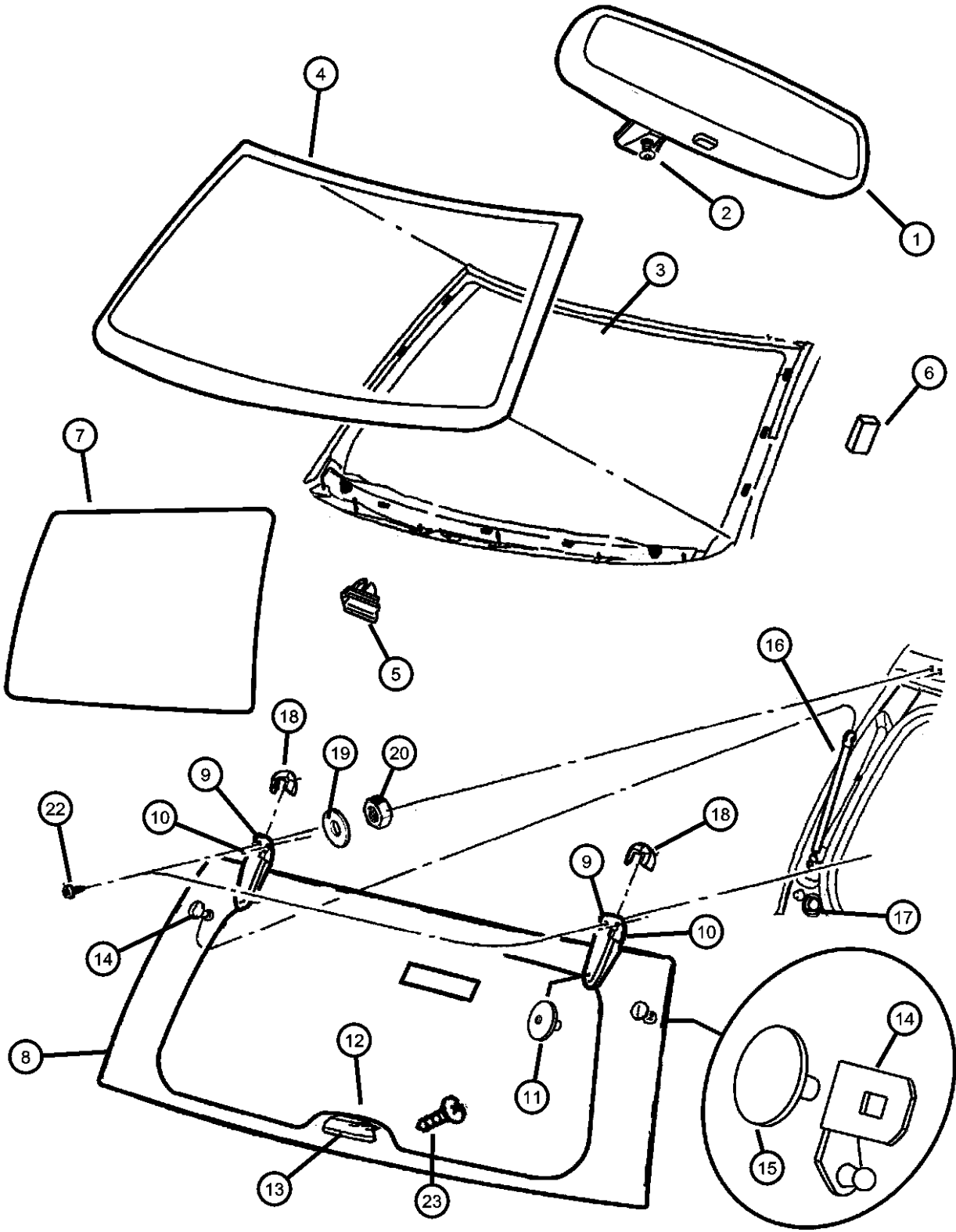
Insulation,Dash and Cowl  
Figure SWG-620



ITEM	PART NUMBER	QTY	LINE	SERIES	BODY	ENGINE	TRANS	TRIM	DESCRIPTION
1	55196277AB	1	U						INSULATION, Dash Panel
	55196892AA	1	J						
	55196893AA	1	J						
2	55196703AC	1	J						INSULATION, Dash Panel
	55196704AB	1	U						
3	55196705AB	1	J						INSULATION, Dash Panel
4	55196836AA	1	J						INSULATION, Dash Panel
	55196848AC	1	U						
5	06503274	4							NUT, Push On

AR = use ase required - = Non illustrated part

Glass,Windshield,Backlite,Quarter Window,Rear View Mirror  
Figure SWG-710

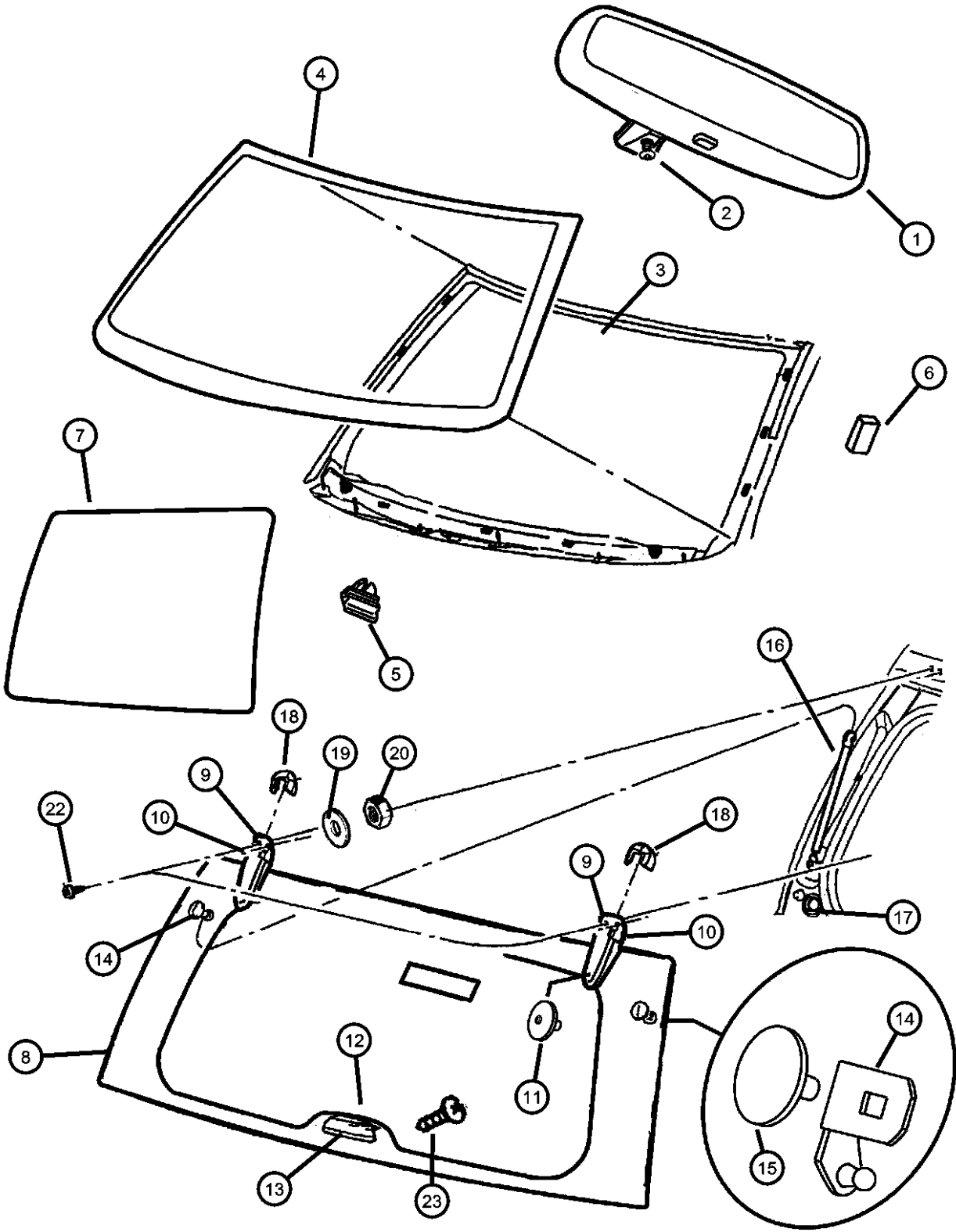


ITEM	PART NUMBER	QTY	LINE	SERIES	BODY	ENGINE	TRANS	TRIM	DESCRIPTION
NOTE Sales Codes:GNK=Mirror-Rear View,Auto Day/Night GNA=Mirror-Day/Night Rear View GED=Glass-Tinted Rr Drs/Qtr/Liftgate GEP=Glass-Flipper Liftgate GFA=Defroster-Rear Window GEG=Glass-Deep Tint Sunscreen									
1	04805332AB	1							MIRROR, Inside Rear View [GNA]
	55155380AB	1							[GNK]
2	55155380AB	1							SCREW, Pan Head Tapping, .19-16x.375, (NOT SERVICED), BUTTON, Rear View Mirror
3	55076401	1							WINDSHIELD
4	55136944AB	1							SPACER, Windshield
5	55028214	9							SPACER, Windshield
6	55275388AC	2							GLASS, Quarter Window
7	55135796AC	1							[GED], Right
	55135797AC	1							[GED], Left
	55135816AC	1							[GEG], Right
	55135817AC	1							[GEG], Left
8	55136035AC	1							GLASS, Liftgate Flipper [GED+GEP+GFA]
	55136050AC	1							[GEG+GFA+GEP]
9	05019418AA	1							HINGE, Liftglass Right
	05019419AA	1							Left
10	55075164	4							GASKET, Liftgate Hinge
11	06502900	2							SCREW, Special Head, M6x1x12.7
12	55136045	1							GASKET, Liftgate Handle
13	55136048	1							HANDLE, Flipper Window
14	55136968AA	1							BALL STUD, Liftgate Glass Right
	55136969AA	1							Left
15	06506200AA	2							FASTENER
16	55136965AA	2							GAS CYLINDER, Liftgate Glass
17	55136845AA	2							BUMPER, Liftgate Glass
18	04717486AB	1							COVER, Hinge Right
	04717487AB	1							Left
19	55295914	4							GASKET, Ball Stud
20	06504513	2							NUT AND WASHER, Hex Nut-Coned Washer, M6 x 1.00
-21	55136044	1							STRIKER, Liftgate Glass

AR = use ase required - = Non illustrated part

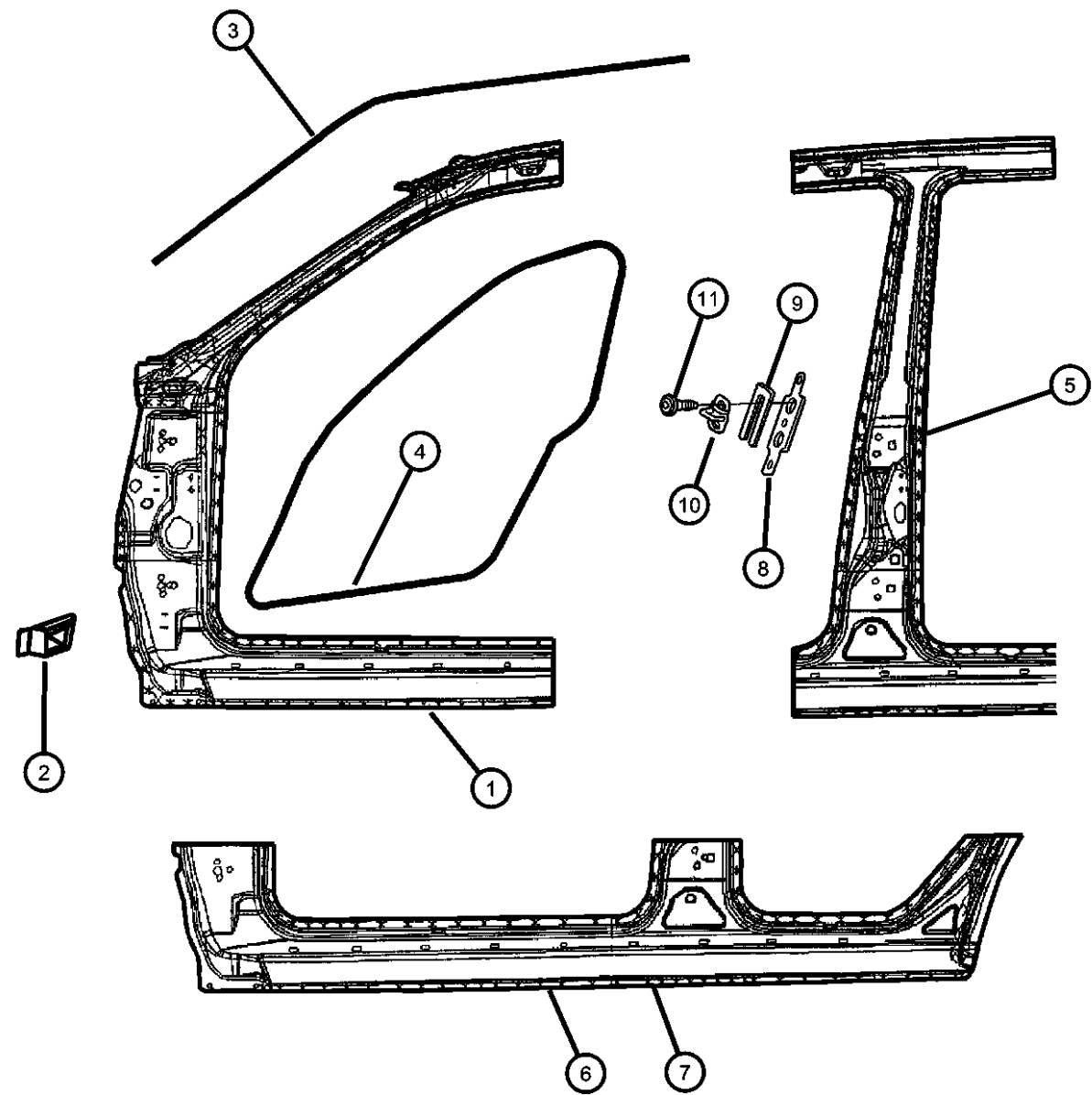
Glass,Windshield,Backlite,Quarter Window,Rear View Mirror  
Figure SWG-710

ITEM	PART NUMBER	QTY	LINE	SERIES	BODY	ENGINE	TRANS	TRIM	DESCRIPTION
22	06505440AA	4							SCREW
23	06035479	2							SCREW AND WASHER



AR = use ase required - = Non illustrated part

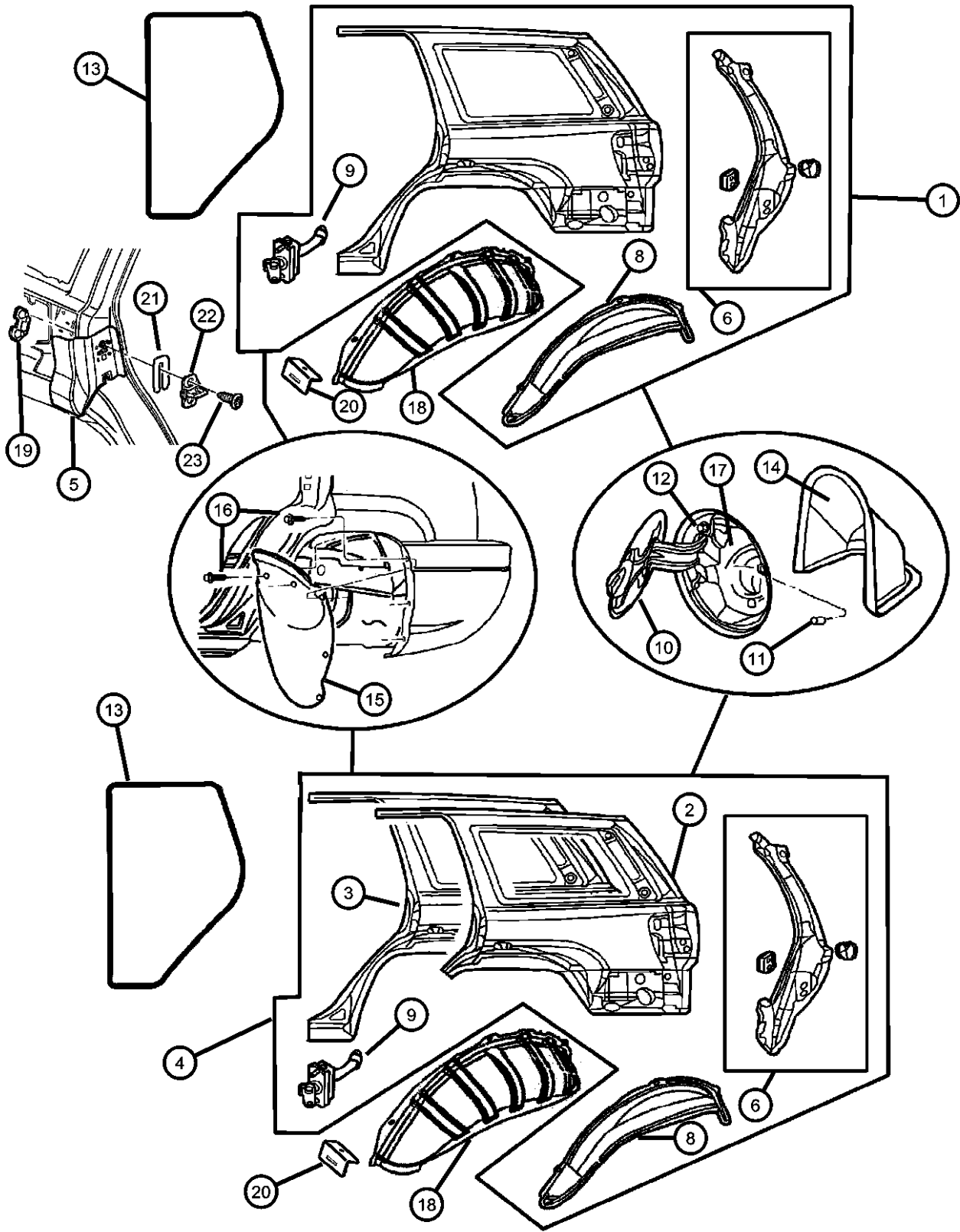
Panel,Body Side  
Figure SWG-810



ITEM	PART NUMBER	QTY	LINE	SERIES	BODY	ENGINE	TRANS	TRIM	DESCRIPTION
1	05013006AA	1							PANEL, Body Side Aperture Front
2									TAPPING PLATE, Door Hinge, Also serviced in Item #1
	55136436AB	1							Right
	55136437AB	1							Left
3	55135869AC	1							SEAL, Body Side
4									SEAL, Front Door
	55135918AD	1							Right
	55135919AD	1							Left
5									PANEL, Body Side Aperture Center
	05013008AB	1							Right
	05013009AB	1							Left
6									SILL, Body Side
	55135802AC	1							Right
	55135803AC	1							Left
7									PANEL, Side Sill, Outer Only
	05017868AA	1							Right
	05017869AA	1							Left
8	55135503AB	2							TAPPING PLATE, Striker
9	04520289	AR							SPACER, Door Latch Striker
10	04780607AA	2							STRIKER, Door
11	06504542	2							SCREW, 6 Lobed

AR = use ase required - = Non illustrated part

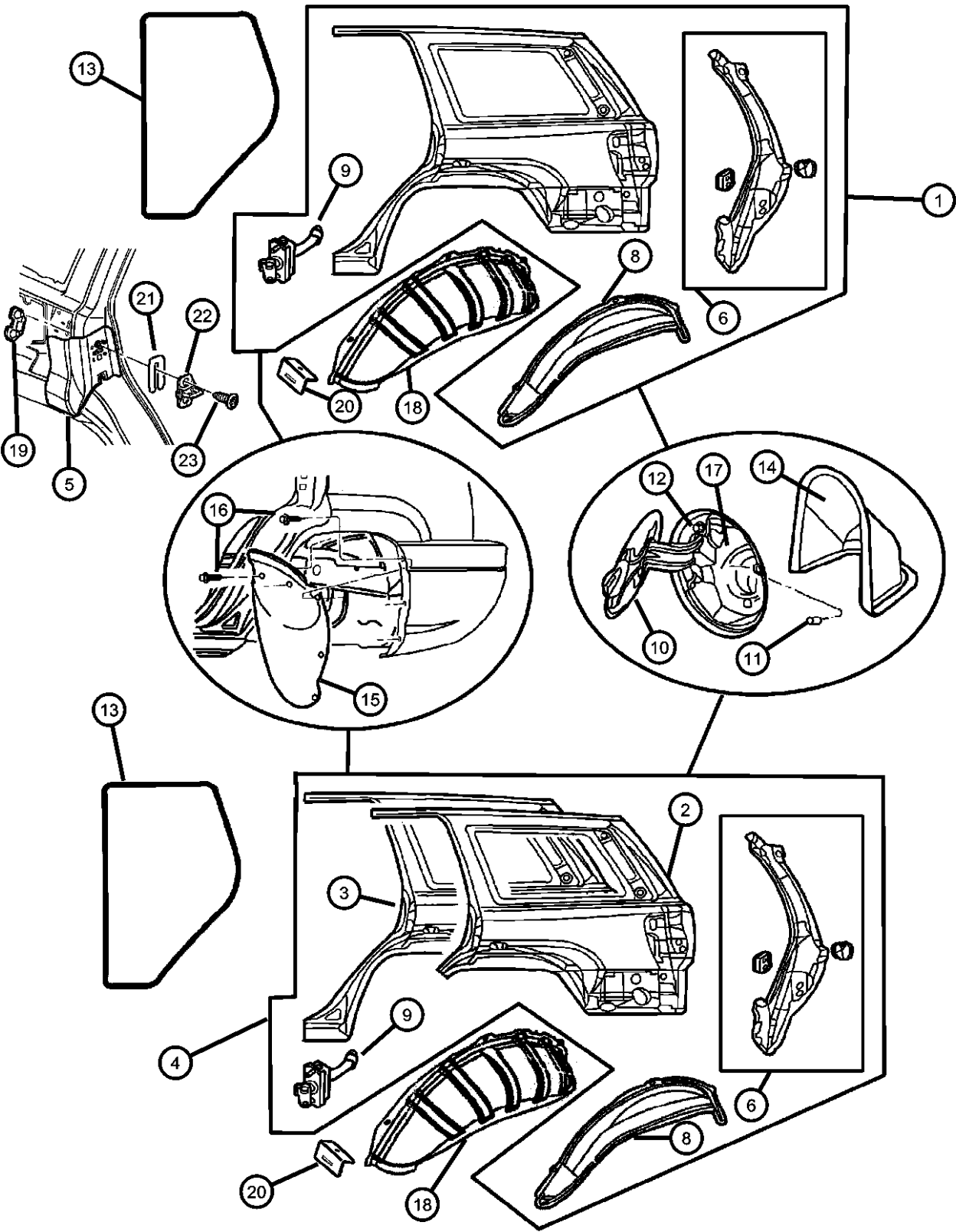
Panels,Rear Quater  
Figure SWG-910



ITEM	PART NUMBER	QTY	LINE	SERIES	BODY	ENGINE	TRANS	TRIM	DESCRIPTION
The difference between item #1 and item #2 is the cut of the Quarter Panel. Item #1 contains part of the bottom sill.									
1									PANEL, Body Side Aperture Rear, Complete, Includes Tailamp Pocket
	05013058AB	1							Right
	05013059AB	1							Left
2									PANEL, Quarter, Outer Only, Without a Dog Leg
	05017866AA	1							Right
	05017867AA	1							Left
3	05017867AA	1							PANEL, Quarter, Outer Only, With a Dog Leg, (NOT SERVICED)
4									PANEL, Quarter Corner, Includes Tailamp Pocket
	05013060AB	1							Right
	05013061AB	1							Left
5									REINFORCEMENT, Door Striker
	55135508AC	1							Right
	55135509AC	1							Left
6	55135429AC	1							TROUGH, Liftgate OpeningLeft
-7	06503526	2	J						SCREW, Truss Head, M6x1x15
8									PANEL, Rear Wheelhouse
	55136546AB	1							Right
	55136547AB	1							Left
9									CHECK, Rear Door
	55135658AB	1							Right
	55135659AB	1							Left
10	55135514AB	1							DOOR, Fuel Fill
11	55135519AB	2							BUMPER, Fuel Door
12	06504946AA	2							SCREW, Hex Flange Head, M6x1.0x16.0
13									SEAL, Rear Door
	55135958AD	1							Right
	55135959AD	1							Left
14	55136178AB	1							REINFORCEMENT, Fuel Filler Door
15									SHIELD, Splash
	55136636AE	1							Right
	55136637AD	1							Left
16	34201631	4							RIVET, M6.25x28 Black
17	55135511AB	1							HOUSING, Fuel Filler
18									WHEELHOUSE, Rear Inner
	55136996AA	1							Right
	55136997AA	1							Left
19	04674669	2							PLATE, Liftgate Striker

AR = use ase required - = Non illustrated part

Panels,Rear Quater  
Figure SWG-910

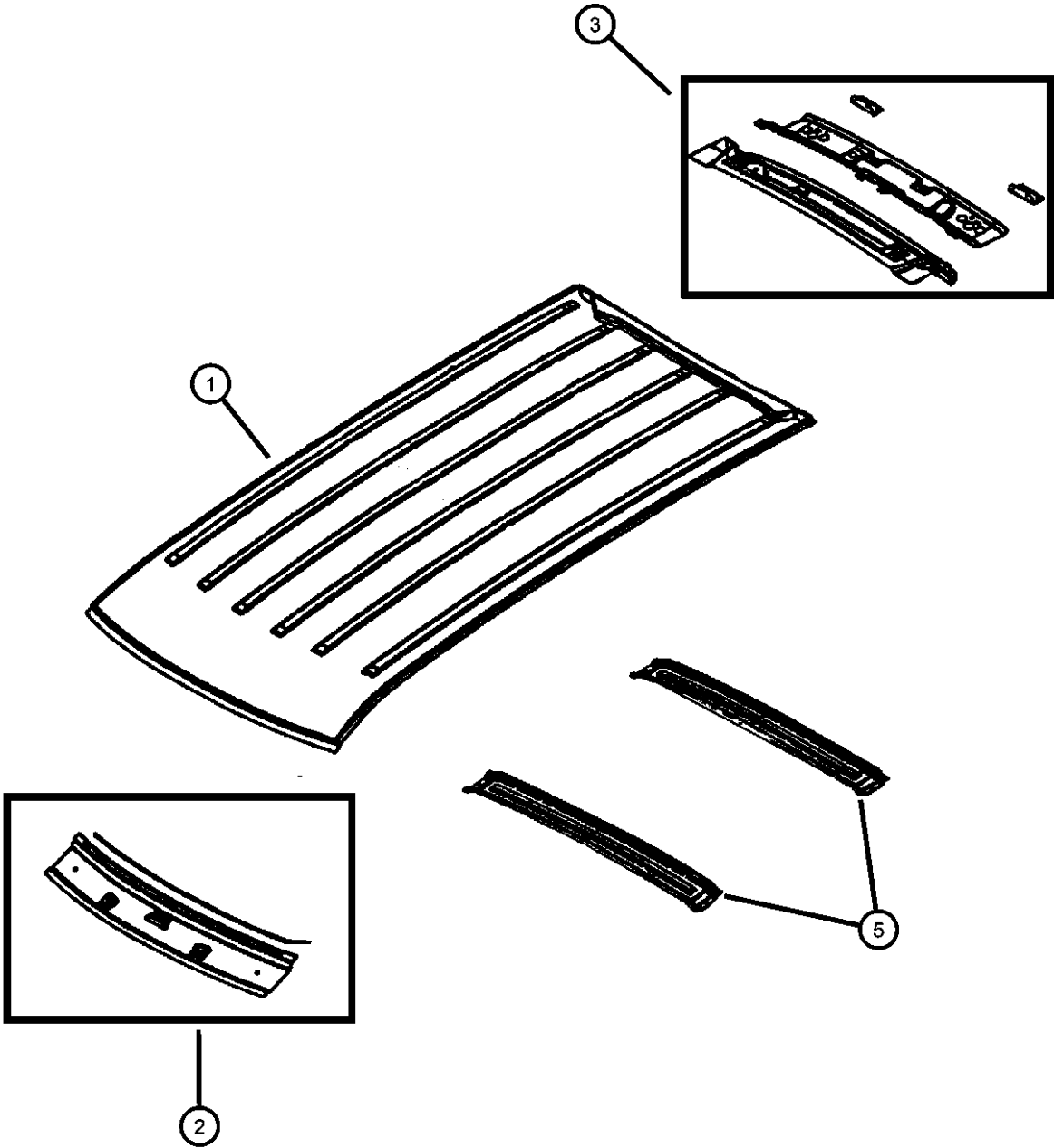


ITEM	PART NUMBER	QTY	LINE	SERIES	BODY	ENGINE	TRANS	TRIM	DESCRIPTION
20	55136998AA	2							BRACKET, Wheel House, Trim Panel Attach
21									SPACER, Door Latch Striker
	04520289	AR							3.5 Thick
	55075483	AR							2.0 to 2.5 Thick
22	04780607AA	2							STRIKER, Door
23	06504573	4							SCREW, Oval Head, SCREW

AR = use ase required - = Non illustrated part

Panels, Roof  
Figure SWG-1110

ITEM	PART NUMBER	QTY	LINE	SERIES	BODY	ENGINE	TRANS	TRIM	DESCRIPTION
1	55135461AC	1							PANEL, Roof
	55136918AA	1							With Sunroof
									w/o Sunroof
2	55135545AB	1							HEADER, Roof Front
3	55135523AD	1							HEADER, Panel
-4	55135523AD	1							RIVET, Blind, .25xM4/M7, (NOT SERVICED)
5	55135424AD	2							BOW, Roof

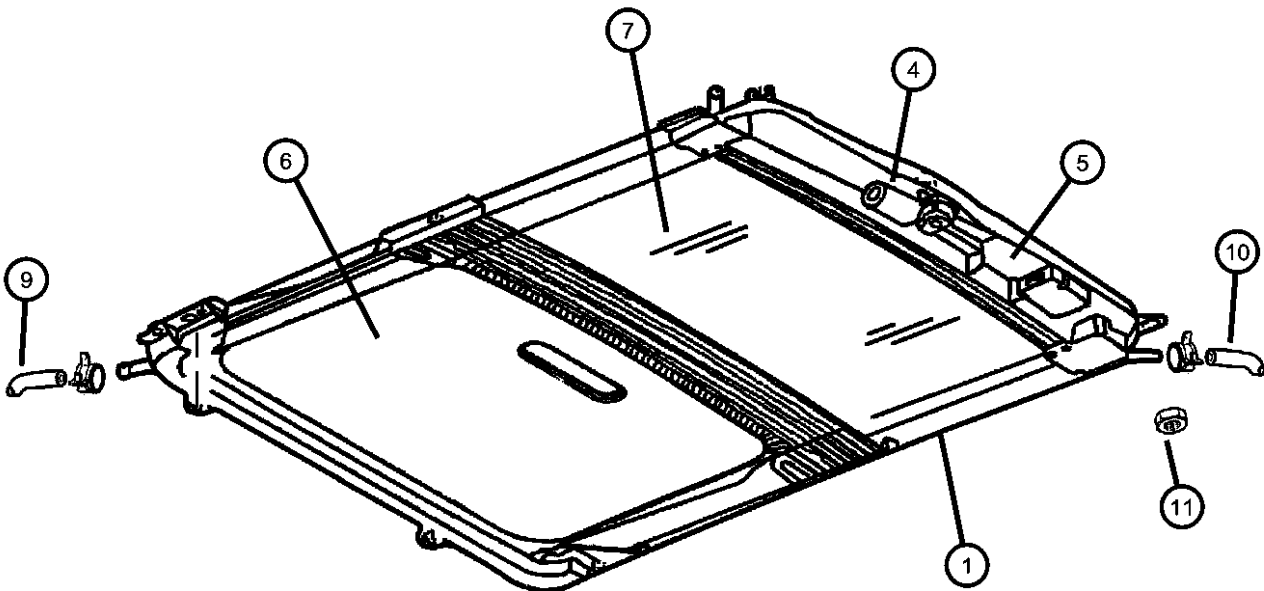


AR = use ase required - = Non illustrated part



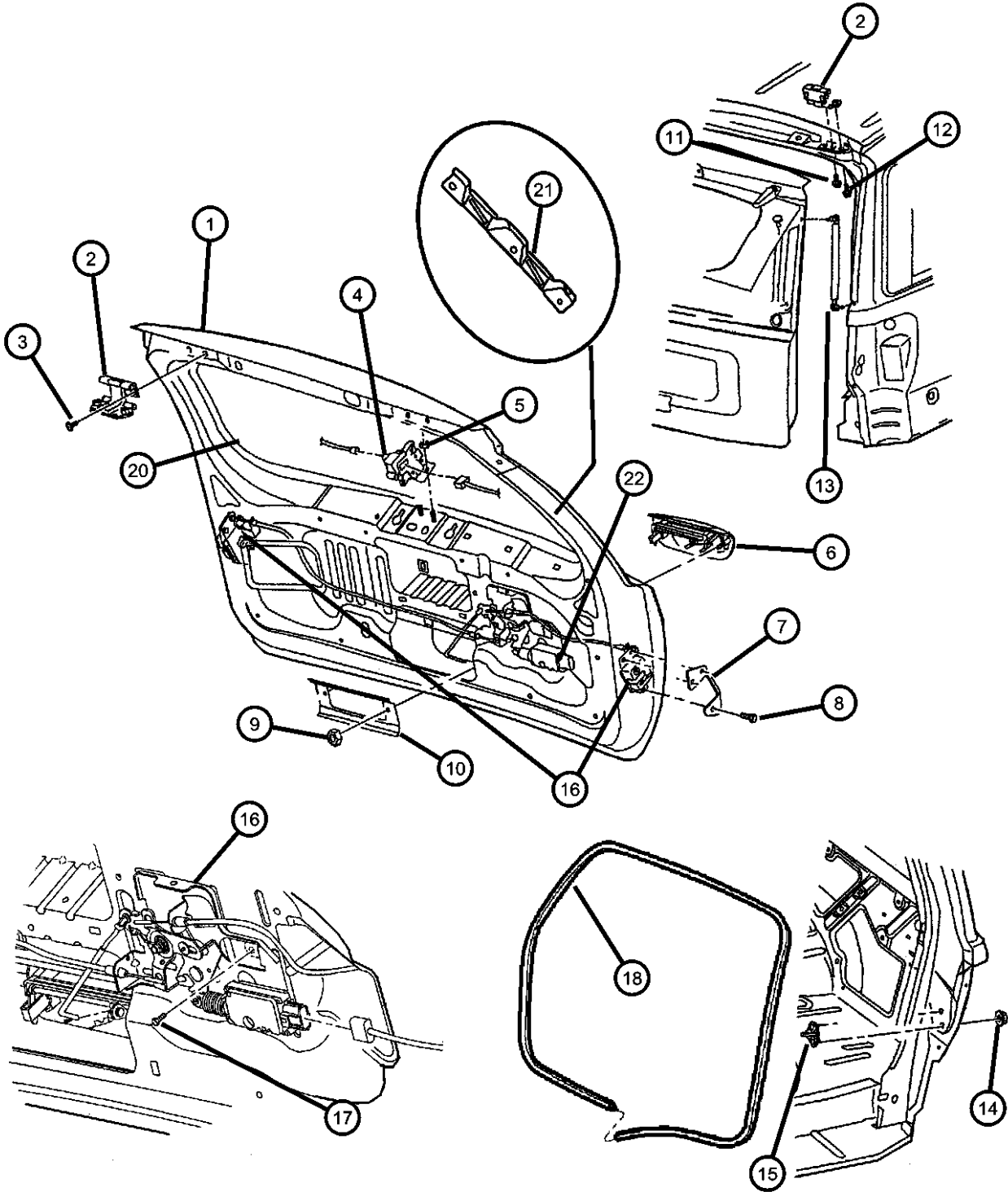
Sunroof  
Figure SWG-1210

ITEM	PART NUMBER	QTY	LINE	SERIES	BODY	ENGINE	TRANS	TRIM	DESCRIPTION
1	05012772AA	1							MODULE, Sunroof
-2	05012765AA	1							DEFLECTOR, Sunroof Wind
-3	05012769AA	1							CHANNEL, Sunroof Drain
4	05012768AA	1							MOTOR, Sunroof
5	05012771AB	1							CONTROL UNIT, Sunroof
6	5EZ11TL2AB	1							SUNSHADE, Sunroof, [AZ]
7	55135858AB	1							GLASS, Sunroof
-8	05012773AA	1							GUIDE, Sunroof Lid
9									HOSE, Sunroof Drain
	55136966AC	1							Front, Right
	55136967AD	1							Front, Left
10	55135851AE	1							HOSE, Sunroof DrainRear
11	06503504	2							NUT AND WASHER, Hex, M6x1
-12	04814215	1							GROMMET, Tube, Sunroof Drain
-13	06502843	9							NUT AND WASHER, Hex Nut-Coned Washer, M6 x 1.00, Sunroof to Roof Reinforcement Attach
-14	04805378AB	2							CLIP, Tube



AR = use ase required - = Non illustrated part

Liftgate,Latch and Hinges  
Figure SWG-1310



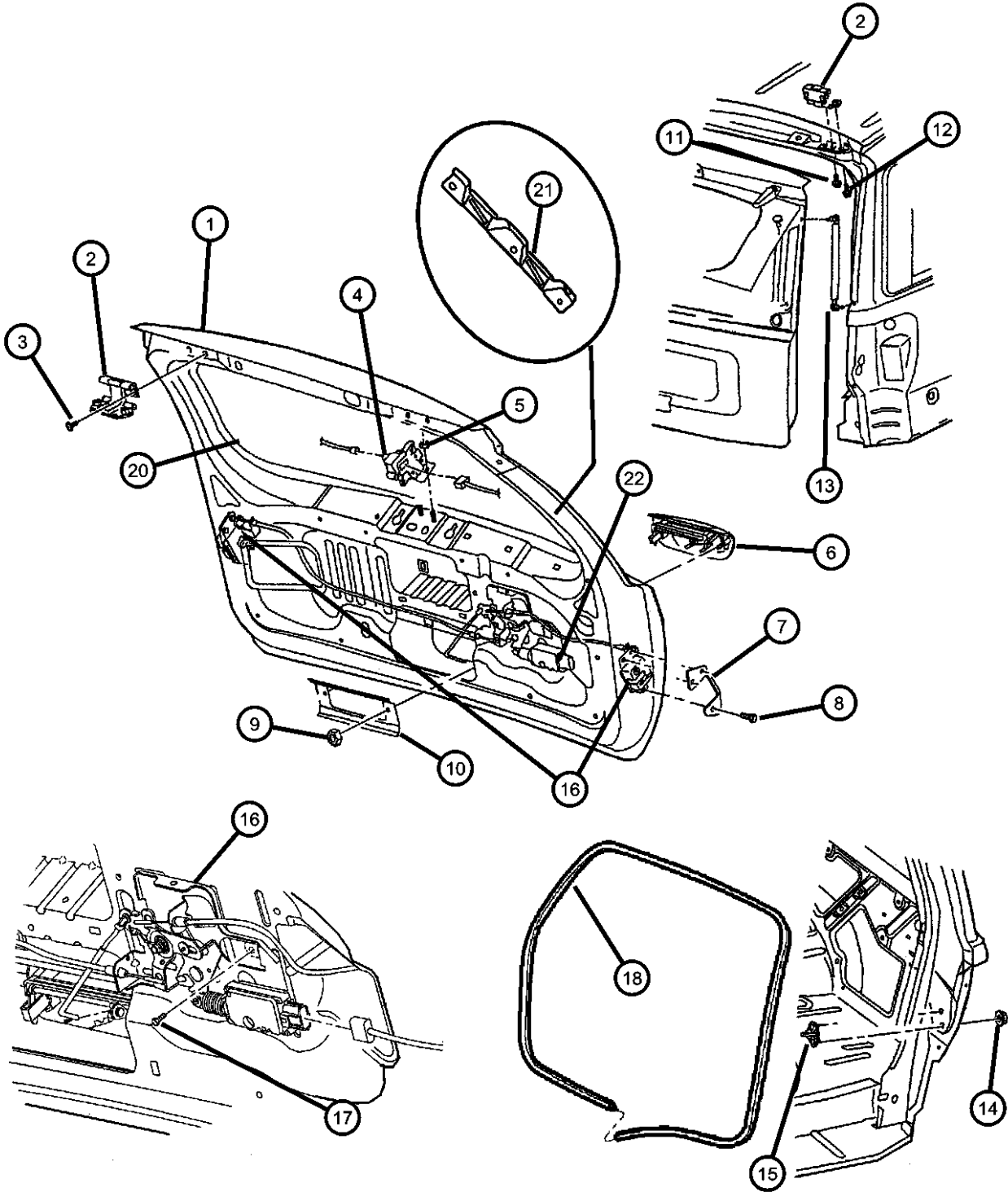
ITEM	PART NUMBER	QTY	LINE	SERIES	BODY	ENGINE	TRANS	TRIM	DESCRIPTION
[ARN]= Laredo [ARP]= Limited									
1	55256177AC	1							PANEL, Liftgate
2	55257015AB	2							HINGE, Liftgate
3	55257015AB	2							SCREW AND WASHER, Hex Head, M8-1.25x30, (NOT SERVICED)
4	55136740AA	1							LATCH, Liftgate Glass
5	06503102	2							NUT AND WASHER, Hex Nut-Coned Washer, M6 x 1.00
6									HANDLE, Liftgate
	55136699AB	1							Black, [X8]
	5GD47DX8AB	1							Stone White, [W1]
	5GD47SW1AB	1							Deep Slate, AW]
	5GD47VAWAB	1							Champagne Pearl Metallic, [TE]
	5GD47VTEAB	1							Patroit Blue, Steyr Built, [B7]
	5GD47WB7AB	1							Shalle Green Metallic, [GR]
	5GD47XSHAB	1							Silvertone Pearl Coat, [SH]
	5GD47WURAB	1							Sienna Pearl Coat, [UR]
7									PLATE, Liftgate Latch
	55136910AB	1							Right
	55136911AB	1							Left
8	06503259	6							SCREW, Tapping, M6x1x20
9	06505316AA	8							NUT
10	55136696AB	1							BRACKET, Outside Door Handle
11	06505337AA	2							SCREW AND WASHER, Hex Head
12	06507002AA	4							SCREW AND WASHER, Hex Head, M8x1.25x25
13									SUPPORT, Liftgate Strut
	55137022AB	1							Right
	55137023AB	1							Left
14	06503533	4							SCREW, Flange Head, M8x1.25x26
15									STRIKER, Liftgate
	55136913AB	1							Left
	55136912AB	1							Right
16	55136742AC	1							LATCH, Liftgate
17	06501979	1							SCREW AND WASHER, Hex Head, M6x1x17
18	55135388AB	1							SEAL, Liftgate
-19	06505435AA	4							NUT, Plastic, License Plate Ataching
20	55136053AC	1							WEATHERSTRIP, Liftgate Glass

AR = use ase required - = Non illustrated part

Liftgate,Latch and Hinges  
Figure SWG-1310

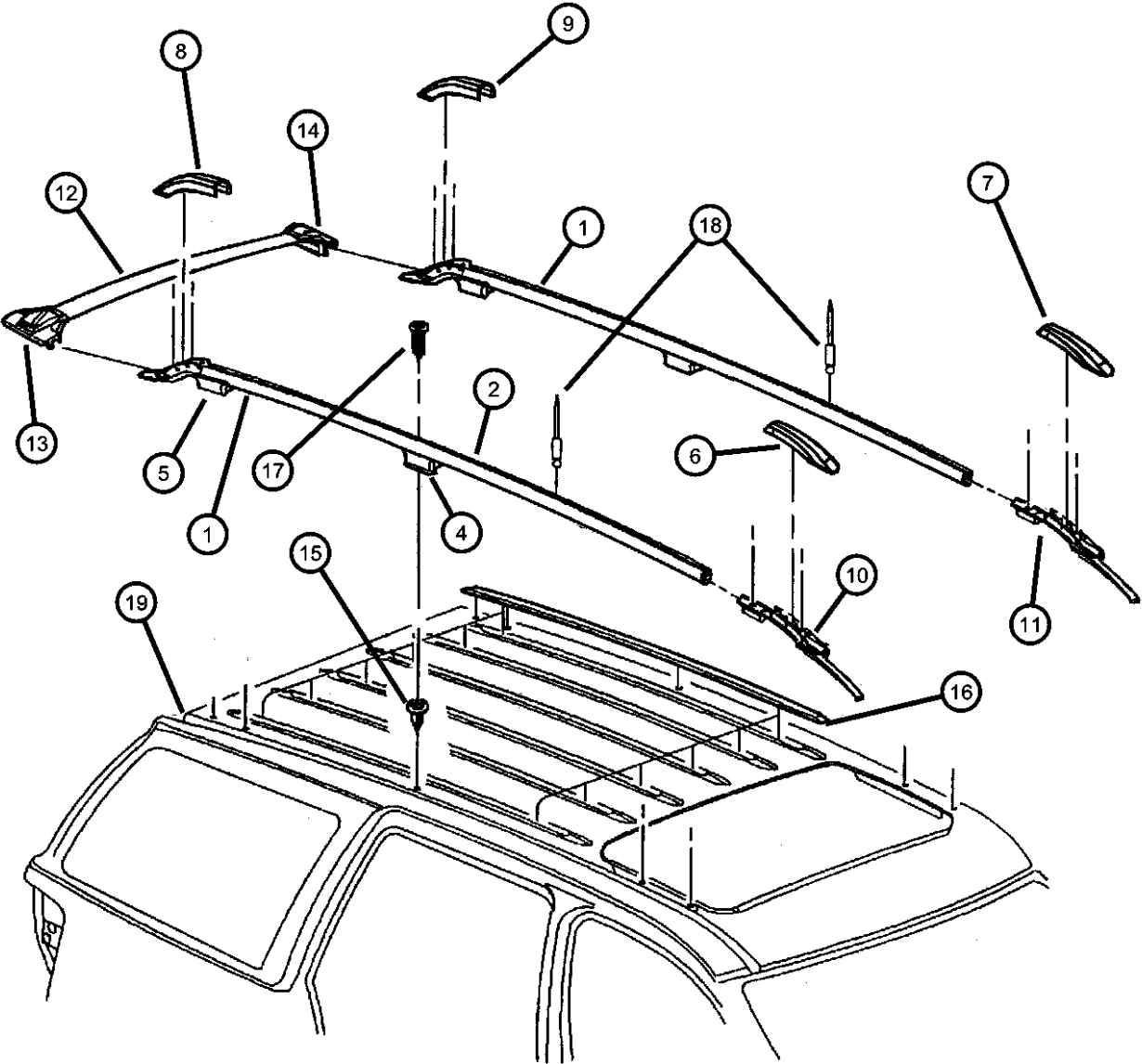
ITEM	PART NUMBER	QTY	LINE	SERIES	BODY	ENGINE	TRANS	TRIM	DESCRIPTION
------	----------------	-----	------	--------	------	--------	-------	------	-------------

21	55136655AB	1							BRACKET, LiftgateLeft
22	05018479AA	1							ACTUATOR, Liftgate Lock



AR = use ase required - = Non illustrated part

Roof Rack  
Figure SWG-1610



ITEM	PART NUMBER	QTY	LINE	SERIES	BODY	ENGINE	TRANS	TRIM	DESCRIPTION
1									RAIL, Luggage Rack Side
	55136848AB	1							Right
	55136849AB	1							Left
2									SPACER
	55136838AA	1							Right
	55136839AA	1							Left
-3	55136842AA	1							GASKET
4									SUPPORT, Luggage Rack
	55136854AA	1							Right, Center
	55136855AA	1							Left, Center
5									SUPPORT, Roof Rack
	55136836AA	1							Right, Rear
	55136837AA	1							Left, Rear
6	55135970AB	1							CAP, Side RailFront, Right
7	55135971AB	1							CAP, Side RailFront, Left
8	55136576AA	1							CAP, Side RailRight, Rear
9	55136577AA	1							CAP, Side RailLeft, Rear
10	55136952AB	1							SUPPORT, Roof RackFront, Right
11	55136953AB	1							SUPPORT, Roof RackFront, Left
12	05017213AA	2							CROSS RAIL, Roof Rack
13	55136850AA	2							STANCHION, LUGG RACK
									CROSS RAILRight
14	55136851AA	2							STANCHION, LUGG RACK
									CROSS RAILLeft
15	06506104AA	10							NUT
16	55136961AA	6							SKID STRIP, Roof Rack
17	06506455AA	8							SCREW, Pan Head
18	06034212	1							RIVET, [.125x.283]
19	55136526AC	2							MOLDING, Roof Joint

AR = use ase required - = Non illustrated part