

VIN PLATE DECODING INFORMATION

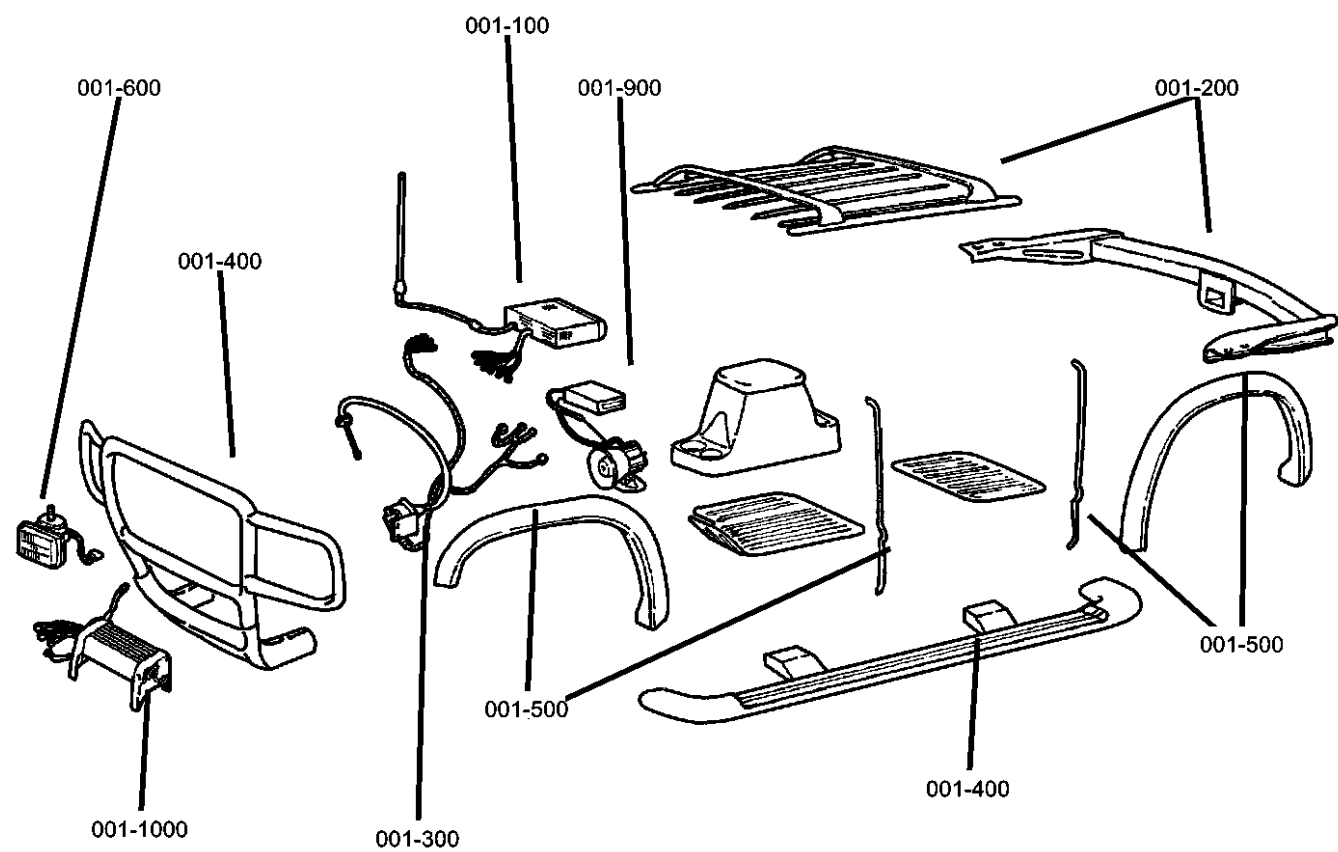
1	2	3	4	5	6	7	8	9	10	11	12 thru 17
Country	Make	Vehicle Type	Other	Line	Series	Body Style	Engine	Check Digit	Model Year	Assy. Plant	Sequence No.




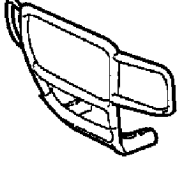

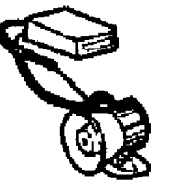
The following table interprets the VIN Plate position shown above.

Position	Interpretation	Codes = Description
1	Country of Origin	1 = Manufactured By DaimlerChrysler Corporation
2	Assembler	J = Jeep
3	Vehicle Type	7 = Truck Less Sales Code "CGS" Side Air Bags
4	GVWR & Pass. Safety	D = 1-3000 GVWR & Hyd. Brakes M = 10001-14000 GVWR & Hyd. Brakes E = 3001-4000 GVWR & Hyd. Brakes F = 4001-5000 GVWR & Hyd. Brakes G = 5001-6000 GVWR & Hyd. Brakes H = 6001-7000 GVWR & Hyd. Brakes J = 7001-8000 GVWR & Hyd. Brakes K = 8001-9000 GVWR & Hyd. Brakes L = 9001-10000 GVWR & Hyd. Brakes
5	Vehicle Line	F = Compass / Patriot Left Hand Drive (4x4) T = Compass / Patriot Left Hand Drive (FWD) 7 = Compass / Patriot Right Hand Drive (4x4) F = Compass / Patriot Left Hand Drive (4X4)
6	Series	2 = Patriot (U.S., Canada, Mexico,BUX) (-74) 4 = Patriot Limited (U.S., Canada, BUX) (-74) 4 = Compass, Rallye (U.S., Canada, Mexico,BUX) (-49) 5 = Compass Limited, Rallye (U.S., Canada, BUX) (-49)
7	Body Style	8 = Sport Utility 4 Door
8	Engine	W = 2.4L I4 CYL DOHC 16 Valve Dual VVT Gasoline (ED3) Y = 2.0L I4 CYL DOHC Diesel (ECD) Z = 2.0L I4 CYL DOHC Diesel 16Valve (ECE) 0 = 2.0L I4 CYL DOHC 16V Dual VVT Gasoline (ECN)
9	Check Digit	0 = Check Digit
10	Model Year	8 = 2008 Model Year
11	Assembly Plant	D = Belvidere
12 thru 17	Vehicle Build Sequence	Model Year Assembly Sequence

Group - 1

MoPar Accessories



001-100 Audio & Electronics	001-1100 Powertrain	001-200 Carriers & Cargo Hauling	001-300 Driving Convenience
			
001-400 Exterior Appearance	001-600 Fog Lights & Electrical	001-900 Security	
			

Group - 1 MoPar Accessories

Illustration TitleGroup-Fig. No.

Audio & Electronics

Navigation Kit - Stand Alone	Fig. 1 - 109
Media System	Fig. 1 - 110
Install Kit - Satellite Receiver.....	Fig. 1 - 114
Receiver Kit - Satellite	Fig. 1 - 120
iPod	Fig. 1 - 122

Carriers & Cargo Hauling

Carrier Kit - Bike - Hitch Mount.....	Fig. 1 - 204
Carrier Kit - Water Sports.....	Fig. 1 - 210
Carrier Kit- Canoe.....	Fig. 1 - 212
Carrier Kit - Bike - Fork Mount	Fig. 1 - 214
Carrier Kit - Bike - Upright Mount	Fig. 1 - 216
Carrier Kit - Ski	Fig. 1 - 220
Carrier Kit - Luggage Soft	Fig. 1 - 252

Driving Convenience

Remote Start	Fig. 1 - 304
Speed Control Kit	Fig. 1 - 306
Hands Free Kit/Cellular Phone-Blue Tooth-Low Speed	Fig. 1 - 312
Sensor Kit - Park/Distance	Fig. 1 - 320

Exterior Appearance

Effects Kit - Ground	Fig. 1 - 442
Wheel Kit.....	Fig. 1 - 448

Fog Lights & Electrical

Heater Kit - Engine Block.....	Fig. 1 - 602
Light Kit - Fog.....	Fig. 1 - 604
Light Kit - Driving	Fig. 1 - 608

Security

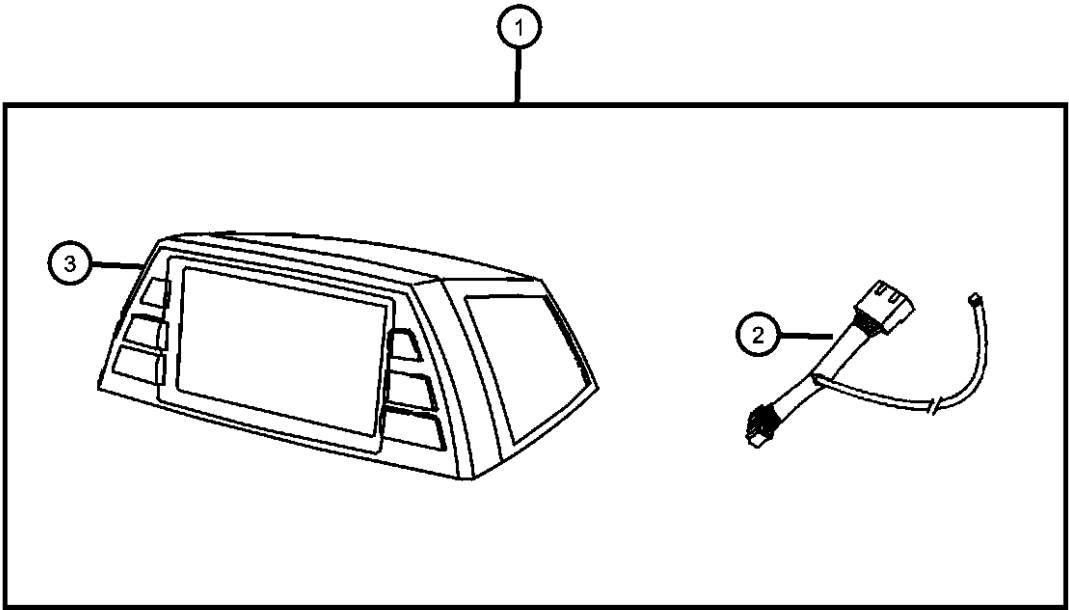
Alarm Kit	Fig. 1 - 902
-----------------	--------------

Powertrain

Engine Oil Cooler - Automatic Transmission.....	Fig. 1 - 1102
Engine Oil Cooler - Manual Transmission.....	Fig. 1 - 1104

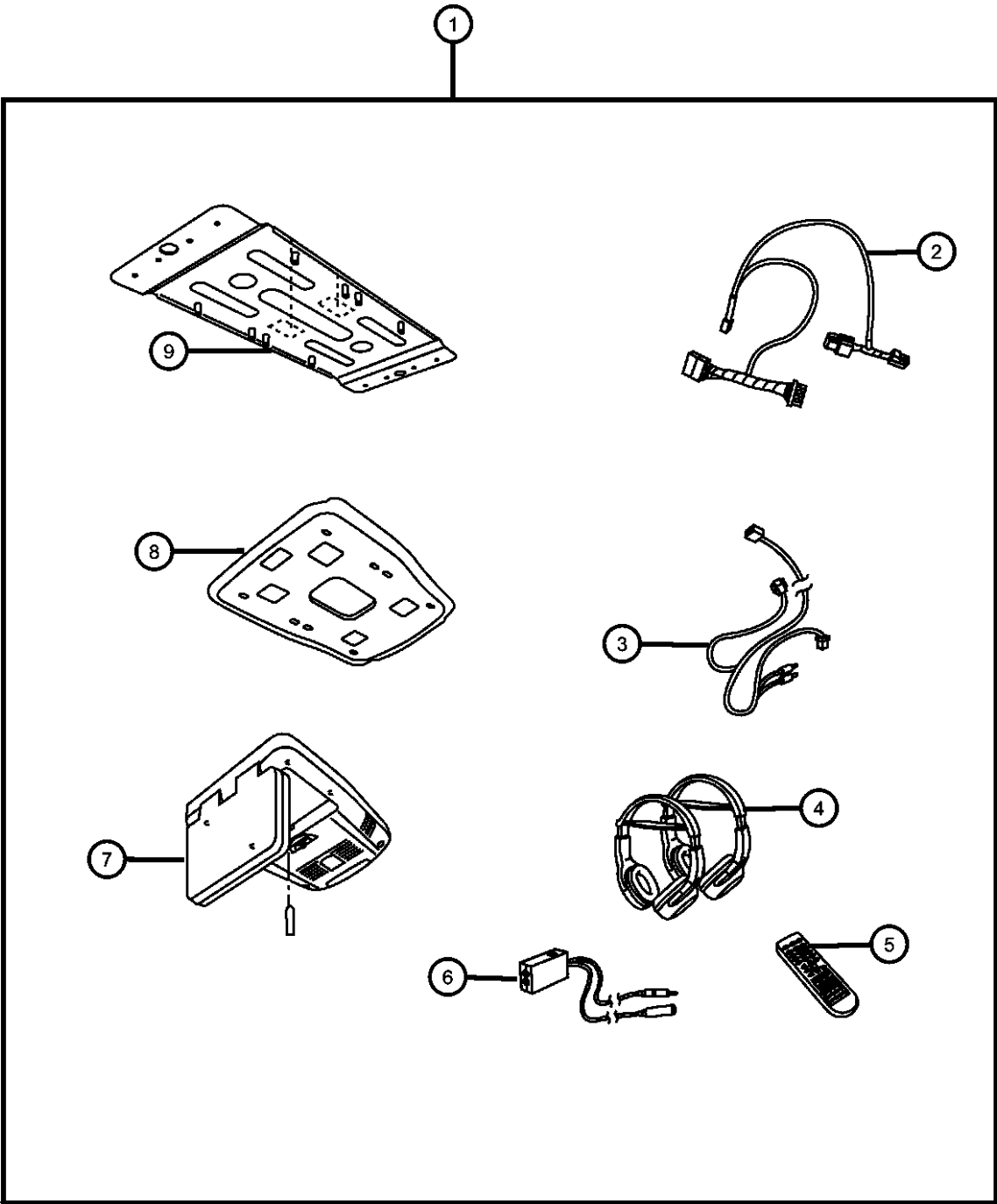
Navigation Kit - Stand Alone
Figure 1-109

ITEM	PART NUMBER	QTY	LINE	SERIES	BODY	ENGINE	TRANS	TRIM	DESCRIPTION
1	82209850	1							NAVIGATION KIT, Vehicle
2	05175003AA	1							WIRING, Navigation Display
3	05175002AA	1							MODULE, Navigation Display
-4	05175839AA	1							COVER, Radio
-5	05175016AA	1							MEMORY CARD, Map Data



COMPASS/PATRIOT (MK)		BODY	ENGINE	TRANSMISSION
SERIES	LINE			
H = HIGHLINE	T = JEEP - 2WD	49 = HATCHBACK TYPE #2	ECE = 2.0L 4 Cyl DOHC DPF Diesel Engine	DEF = 6-Speed Manual Aisin BG6 Trans
L = LOWLINE	J = JEEP - 4WD	74 = SPORT UTILITY 4-DR	ED3 = 2.4L 4 Cyl DOHC 16V Dual VVT Engine	DD7 = 5-Speed Manual T355 Transmission
P = PREMIUM	U = JEEP - 4WD (RHD)	TYPE #4	ECD = 2.0L 4 Cyl DOHC Diesel 16V Engine	DAV = Continuously Variable Transaxle II
			ECN = 2.0L 4 Cyl DOHC 16V Dual VVT Engine	DAW = Cont.Var. w/Off-Rd Crawl Ratio Trans

Media System
Figure 1-110



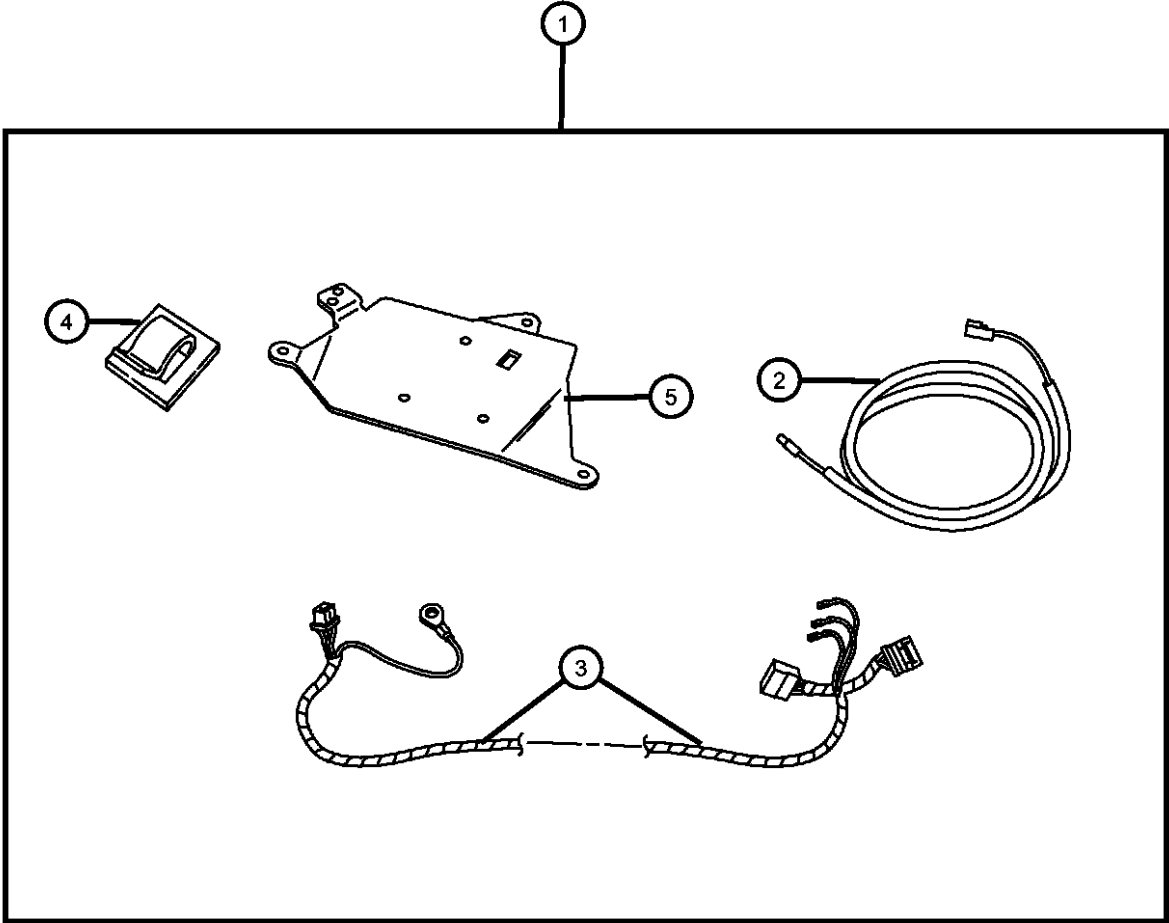
ITEM	PART NUMBER	QTY	LINE	SERIES	BODY	ENGINE	TRANS	TRIM	DESCRIPTION
1									MEDIA SYSTEM, Monitor with DVD
	82210358	1			49				
	82210468	1			74				
2	05191900AA	1			49				HARNESS, Wiring
3	05166870AA	1			49				HARNESS, Wiring
4	05064037AA	1			49				HEADPHONES, Wireless
5	05166873AA	1			49				REMOTE, Wireless Infrared
6	05166872AA	1			49				MODULATOR, FM
7									DVD ASSEMBLY, Overhead
	05166869AA	1			49				
		1			74				
8									SHROUD, SHROUD
	68001720AA	1			49				
	68001721AA	1			74				
9									BRACKET, Mounting
	68001717AA	1			49				
	68001718AA	1			74				

COMPASS/PATRIOT (MK)					
SERIES	LINE	BODY	ENGINE	TRANSMISSION	
H = HIGHLINE	T = JEEP - 2WD	49 = HATCHBACK TYPE #2	ECE = 2.0L 4 Cyl DOHC DPF Diesel Engine	DEF = 6-Speed Manual Aisin BG6 Trans	
L = LOWLINE	J = JEEP - 4WD	74 = SPORT UTILITY 4-DR TYPE #4	ED3 = 2.4L 4 Cyl DOHC 16V Dual VVT Engine	DD7 = 5-Speed Manual T355 Transmission	
P = PREMIUM	U = JEEP - 4WD (RHD)		ECD = 2.0L 4 Cyl DOHC Diesel 16V Engine	DAV = Continuously Variable Transaxle II	
			ECN = 2.0L 4 Cyl DOHC 16V Dual VVT Engine	DAW = Cont.Var. w/Off-Rd Crawl Ratio Trans	

AR = use ase required - = Non illustrated part

Install Kit - Satellite Receiver
Figure 1-114

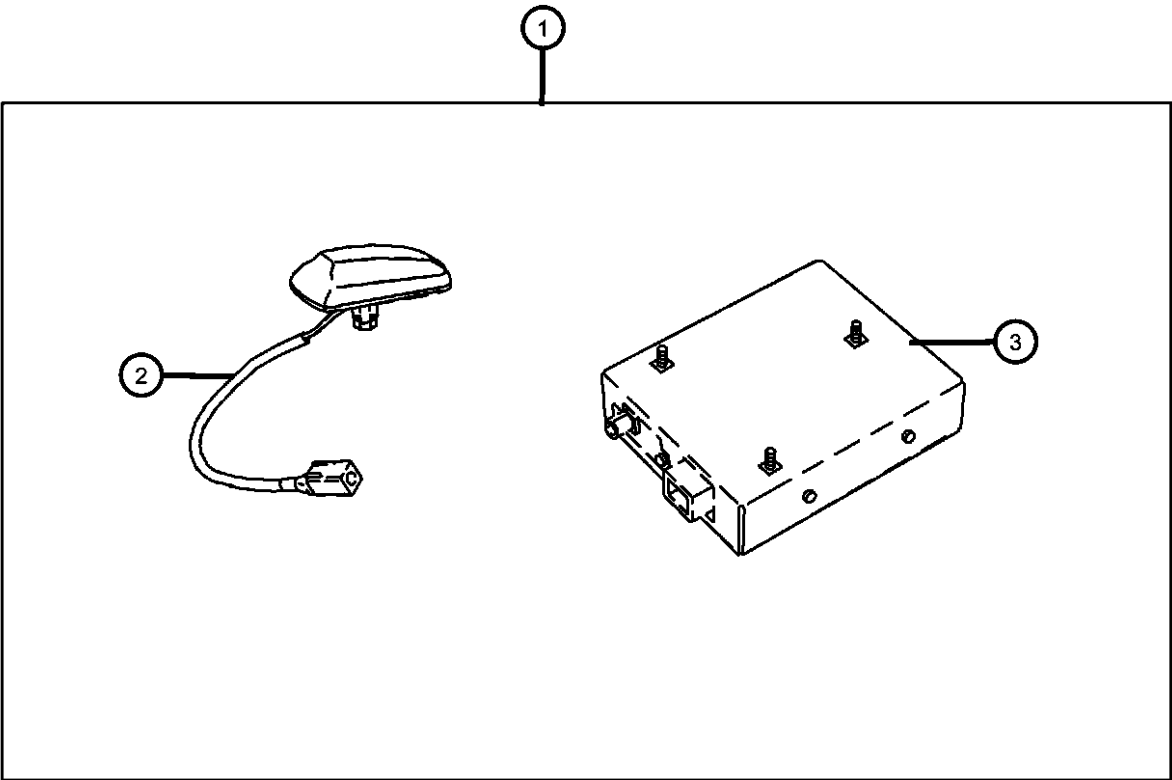
ITEM	PART NUMBER	QTY	LINE	SERIES	BODY	ENGINE	TRANS	TRIM	DESCRIPTION
1	82209500AC	1							INSTALL KIT, Satelite Receiver
2	05183898AA	1							CABLE, Antenna
3	05159035AA	1							HARNESS, Overlay
4	05142940AA	1							CLIP
5	05183897AA	1							BRACKET, Radio



COMPASS/PATRIOT (MK)		BODY	ENGINE	TRANSMISSION
SERIES	LINE			
H = HIGHLINE	T = JEEP - 2WD	49 = HATCHBACK TYPE #2	ECE = 2.0L 4 Cyl DOHC DPF Diesel Engine	DEF = 6-Speed Manual Aisin BG6 Trans
L = LOWLINE	J = JEEP - 4WD	74 = SPORT UTILITY 4-DR	ED3 = 2.4L 4 Cyl DOHC 16V Dual VVT Engine	DD7 = 5-Speed Manual T355 Transmission
P = PREMIUM	U = JEEP - 4WD (RHD)	TYPE #4	ECD = 2.0L 4 Cyl DOHC Diesel 16V Engine	DAV = Continuously Variable Transaxle II
			ECN = 2.0L 4 Cyl DOHC 16V Dual VVT Engine	DAW = Cont.Var. w/Off-Rd Crawl Ratio Trans

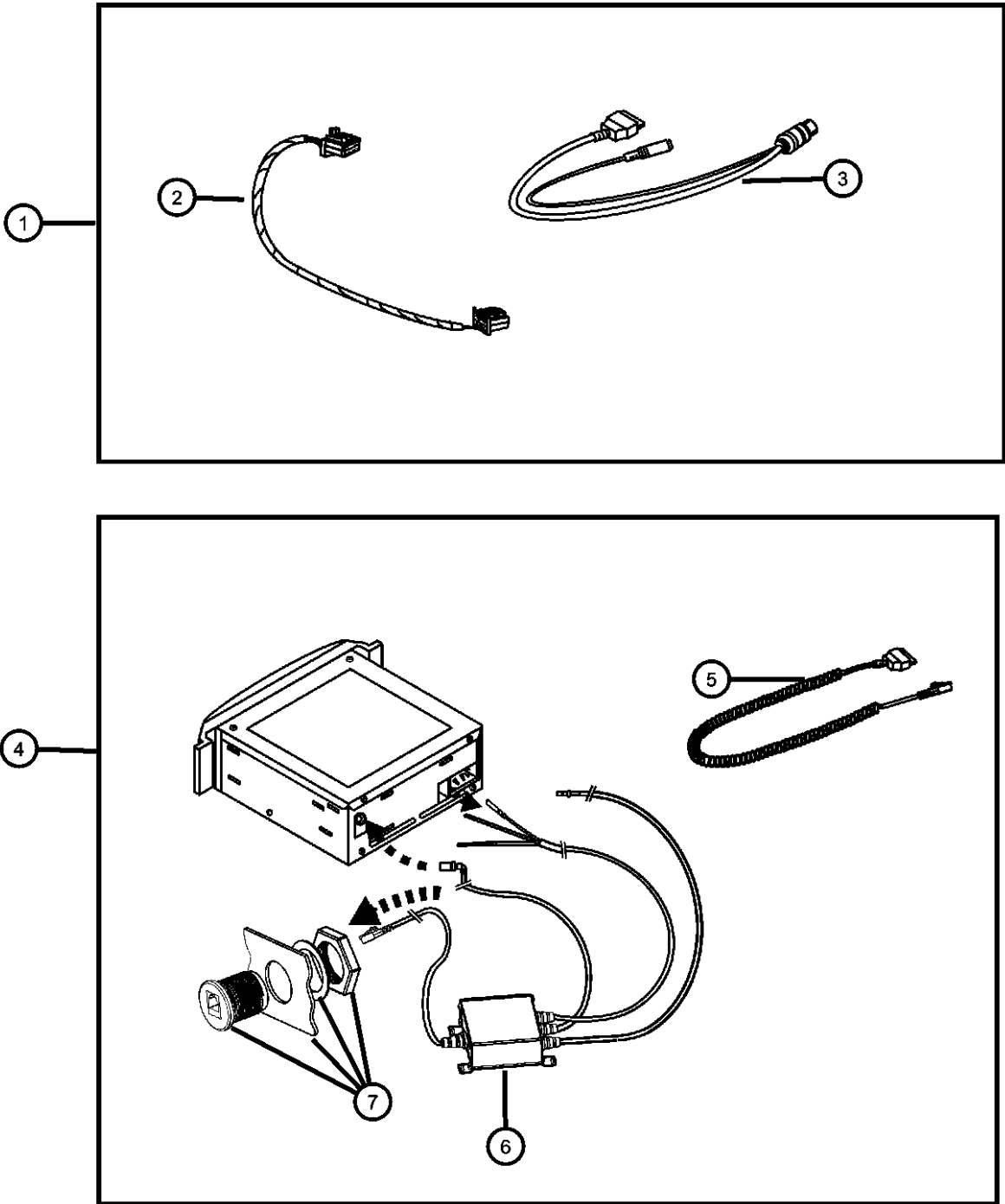
Receiver Kit - Satellite
Figure 1-120

ITEM	PART NUMBER	QTY	LINE	SERIES	BODY	ENGINE	TRANS	TRIM	DESCRIPTION
Note: For Warranty Repair On Item 3, Order Using Z Prefix									
1	82209719AD	1							RECEIVER, Satellite
2									ANTENNA, Satellite
	05150048AB	1	J, T, U		49				
		1	J, T, U		74				
3	68015147AE	1							RECEIVER, Satellite



COMPASS/PATRIOT (MK)		BODY	ENGINE	TRANSMISSION
SERIES	LINE			
H = HIGHLINE	T = JEEP - 2WD	49 = HATCHBACK TYPE #2	ECE = 2.0L 4 Cyl DOHC DPF Diesel Engine	DEF = 6-Speed Manual Aisin BG6 Trans
L = LOWLINE	J = JEEP - 4WD	74 = SPORT UTILITY 4-DR TYPE #4	ED3 = 2.4L 4 Cyl DOHC 16V Dual VVT Engine	DD7 = 5-Speed Manual T355 Transmission
P = PREMIUM	U = JEEP - 4WD (RHD)		ECD = 2.0L 4 Cyl DOHC Diesel 16V Engine	DAV = Continuously Variable Transaxle II
			ECN = 2.0L 4 Cyl DOHC 16V Dual VVT Engine	DAW = Cont.Var. w/Off-Rd Crawl Ratio Trans

IPod
Figure 1-122

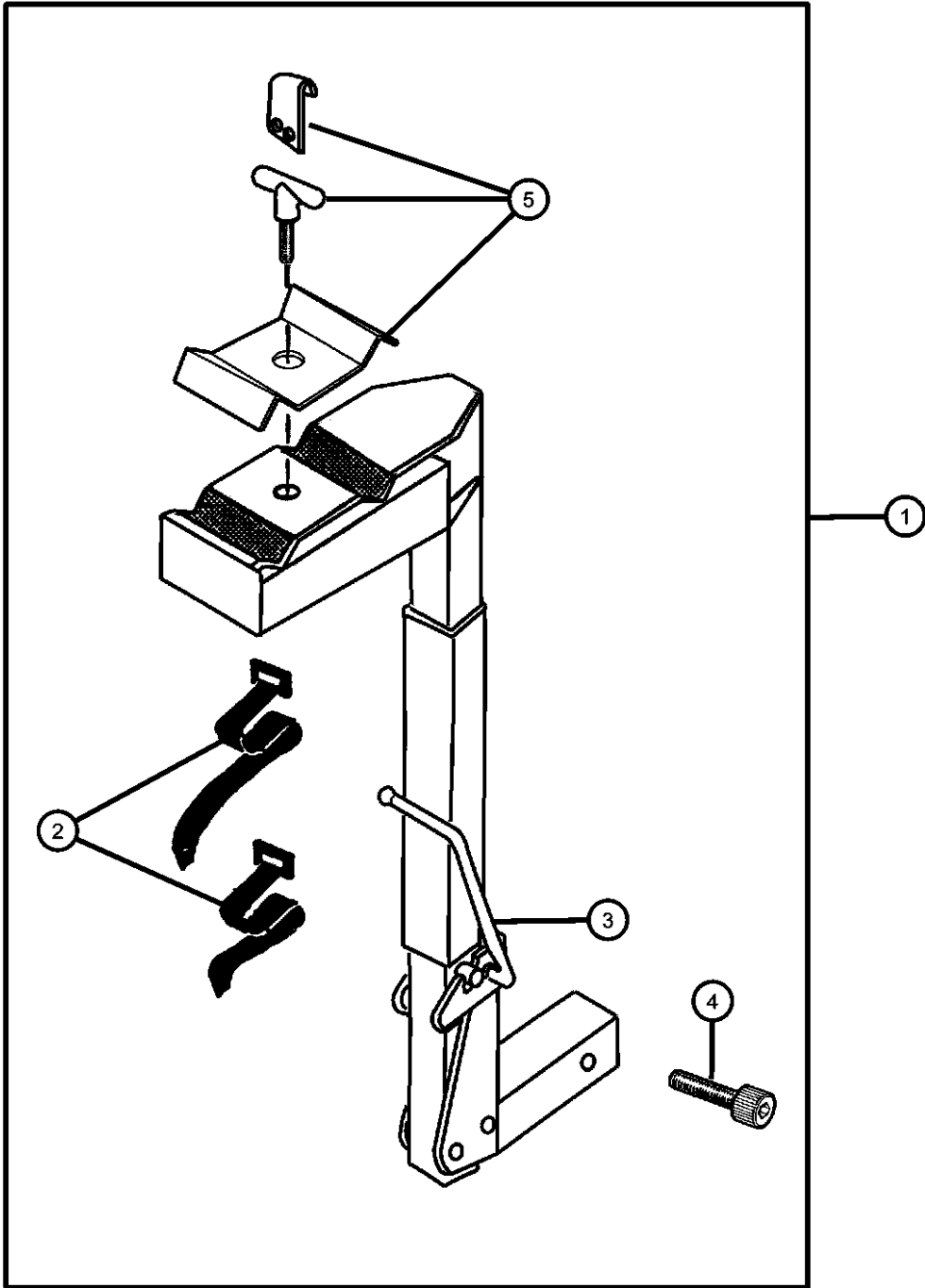


ITEM	PART NUMBER	QTY	LINE	SERIES	BODY	ENGINE	TRANS	TRIM	DESCRIPTION
1	82209617AD	1							MODULE KIT, IPOD Interface, iPod for Can-B
2	68029468AA	1							CABLE
3	68029461AA	1							CABLE
4	82210181AB	1							MODULE KIT, IPOD Interface, iPod FM
5	68001396AA	1							HARNESS, Jumper
6	68001396AA	1							HARNESS, Jumper
7	68024675AA	1							HARDWARE, Contains: RJ11 Coupler, Plastic Nut & Lock Washer

COMPASS/PATRIOT (MK)					
SERIES	LINE	BODY	ENGINE	TRANSMISSION	
H = HIGHLINE	T = JEEP - 2WD	49 = HATCHBACK TYPE #2	ECE = 2.0L 4 Cyl DOHC DPF Diesel Engine	DEF = 6-Speed Manual Aisin BG6 Trans	
L = LOWLINE	J = JEEP - 4WD	74 = SPORT UTILITY 4-DR TYPE #4	ED3 = 2.4L 4 Cyl DOHC 16V Dual VVT Engine	DD7 = 5-Speed Manual T355 Transmission	
P = PREMIUM	U = JEEP - 4WD (RHD)		ECD = 2.0L 4 Cyl DOHC Diesel 16V Engine	DAV = Continuously Variable Transaxle II	
			ECN = 2.0L 4 Cyl DOHC 16V Dual VVT Engine	DAW = Cont.Var. w/Off-Rd Crawl Ratio Trans	

AR = use ase required - = Non illustrated part

Carrier Kit - Bike - Hitch Mount
Figure 1-204



ITEM	PART NUMBER	QTY	LINE	SERIES	BODY	ENGINE	TRANS	TRIM	DESCRIPTION
1	82204452	1							CARRIER KIT, Bike
2	04762880	1			49				STRAP KIT, Velcro
3	05016775AA	1							STRAP KIT, Bike Carrier Latch, 2-Rubber Straps
4	05016774AA	1							BOLT KIT, Security, Contains: Security Bolt, Security Wrench, Washer & Nut
5	05018825AA	1							HARDWARE KIT, Bike Carrier, Contains: T-Handle, Lock Strap, Top Clamp Assy. & Nylon Washer

COMPASS/PATRIOT (MK)				
SERIES	LINE	BODY	ENGINE	TRANSMISSION
H = HIGHLINE	T = JEEP - 2WD	49 = HATCHBACK TYPE #2	ECE = 2.0L 4 Cyl DOHC DPF Diesel Engine	DEF = 6-Speed Manual Aisin BG6 Trans
L = LOWLINE	J = JEEP - 4WD	74 = SPORT UTILITY 4-DR TYPE #4	ED3 = 2.4L 4 Cyl DOHC 16V Dual VVT Engine	DD7 = 5-Speed Manual T355 Transmission
P = PREMIUM	U = JEEP - 4WD (RHD)		ECD = 2.0L 4 Cyl DOHC Diesel 16V Engine	DAV = Continuously Variable Transaxle II
			ECN = 2.0L 4 Cyl DOHC 16V Dual VVT Engine	DAW = Cont.Var. w/Off-Rd Crawl Ratio Trans

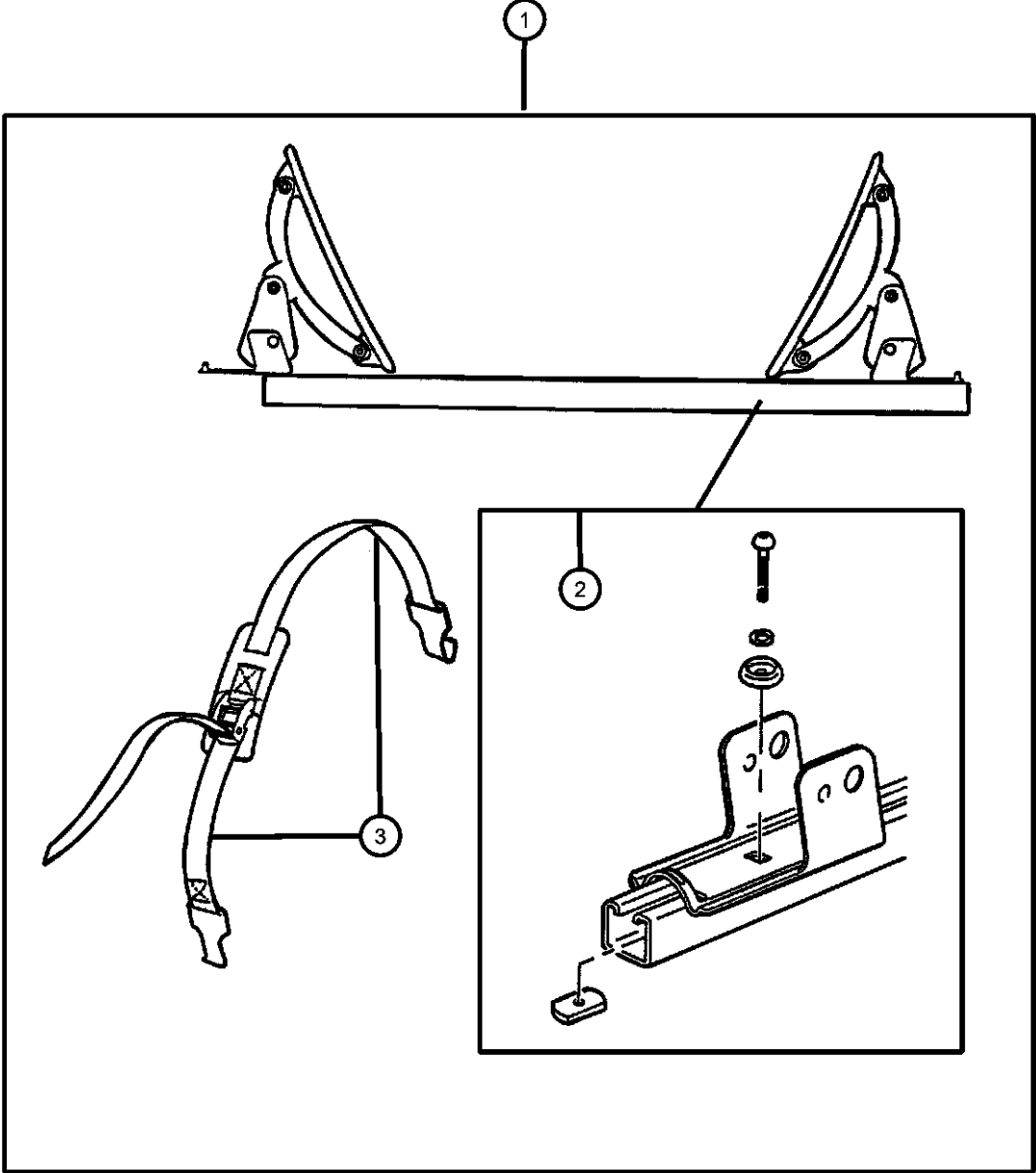
Carrier Kit - Water Sports
Figure 1-210

ITEM	PART NUMBER	QTY	LINE	SERIES	BODY	ENGINE	TRANS	TRIM	DESCRIPTION
------	----------------	-----	------	--------	------	--------	-------	------	-------------

Note; Requires T-Slot Crossbar

1	82205416	1							
2	05016389AA	1							
3	05016511AA	1							

CARRIER KIT, Water Sports,
Kayak,Surfboard, Sail Board
HARDWARE KIT, Accessory,
Contains: 4-25MM Button Head
Screws, 4-30MM Button Head
Screws, 4-Lock Washers, 4- Dome
Washers, 4-Rubber Washers &
4-T-Nuts
STRAP, Cargo Tie Down



COMPASS/PATRIOT (MK)

SERIES	LINE	BODY	ENGINE	TRANSMISSION
H = HIGHLINE	T = JEEP - 2WD	49 = HATCHBACK TYPE #2	ECE = 2.0L 4 Cyl DOHC DPF Diesel Engine	DEF = 6-Speed Manual Aisin BG6 Trans
L = LOWLINE	J = JEEP - 4WD	74 = SPORT UTILITY 4-DR TYPE #4	ED3 = 2.4L 4 Cyl DOHC 16V Dual VVT Engine	DD7 = 5-Speed Manual T355 Transmission
P = PREMIUM	U = JEEP - 4WD (RHD)		ECD = 2.0L 4 Cyl DOHC Diesel 16V Engine	DAV = Continuously Variable Transaxle II
			ECN = 2.0L 4 Cyl DOHC 16V Dual VVT Engine	DAW = Cont.Var. w/Off-Rd Crawl Ratio Trans

AR = use ase required - = Non illustrated part

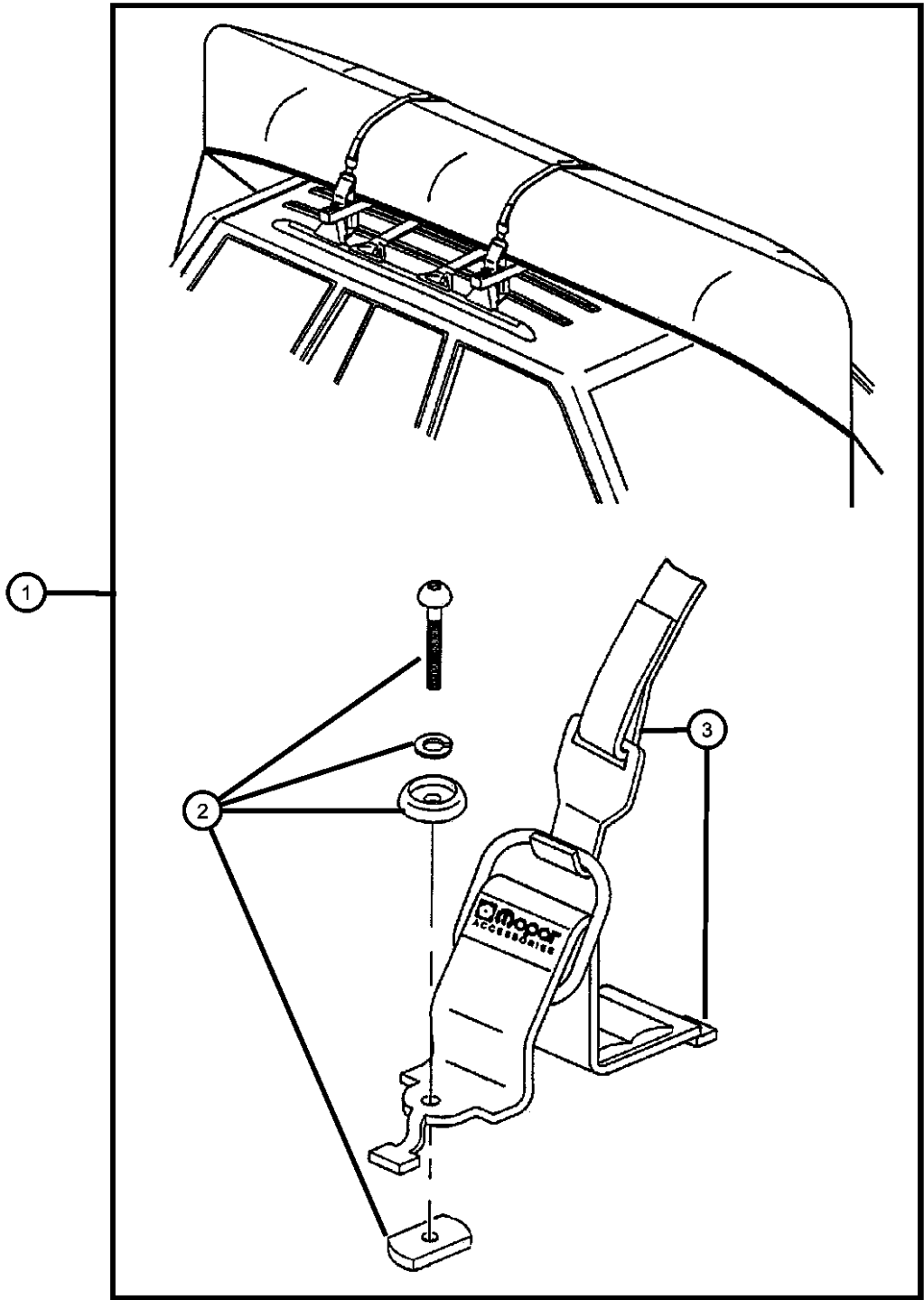
Carrier Kit- Canoe
Figure 1-212

ITEM	PART NUMBER	QTY	LINE	SERIES	BODY	ENGINE	TRANS	TRIM	DESCRIPTION
------	-------------	-----	------	--------	------	--------	-------	------	-------------

Note; Requires Sport Utility Bar

1	82204700	1
2	05016389AA	1
3	05016511AA	1

CARRIER KIT, Canoe
HARDWARE KIT, Accessory,
Contains: 4-25MM Button Head
Screws, 4-30MM Button Head
Screws, 4-Lock Washers, 4-Dome
Washers, 4-Rubber Washers &
4-T-Nuts
STRAP, Cargo Tie Down

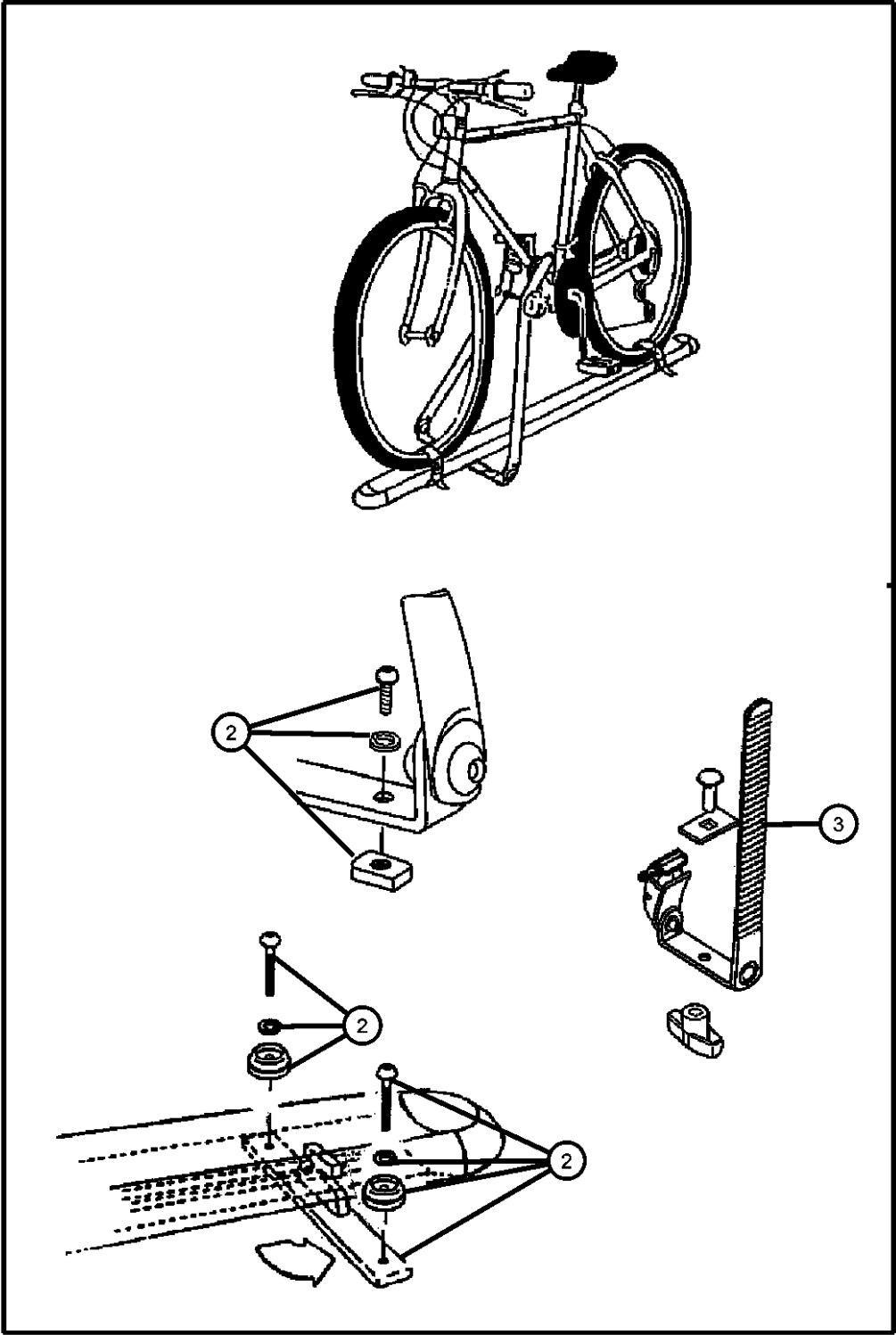


COMPASS/PATRIOT (MK)

SERIES	LINE	BODY	ENGINE	TRANSMISSION
H = HIGHLINE	T = JEEP - 2WD	49 = HATCHBACK TYPE #2	ECE = 2.0L 4 Cyl DOHC DPF Diesel Engine	DEF = 6-Speed Manual Aisin BG6 Trans
L = LOWLINE	J = JEEP - 4WD	74 = SPORT UTILITY 4-DR TYPE #4	ED3 = 2.4L 4 Cyl DOHC 16V Dual VVT Engine	DD7 = 5-Speed Manual T355 Transmission
P = PREMIUM	U = JEEP - 4WD (RHD)		ECD = 2.0L 4 Cyl DOHC Diesel 16V Engine	DAV = Continuously Variable Transaxle II
			ECN = 2.0L 4 Cyl DOHC 16V Dual VVT Engine	DAW = Cont.Var. w/Off-Rd Crawl Ratio Trans

AR = use ase required - = Non illustrated part

Carrier Kit - Bike - Fork Mount
Figure 1-214



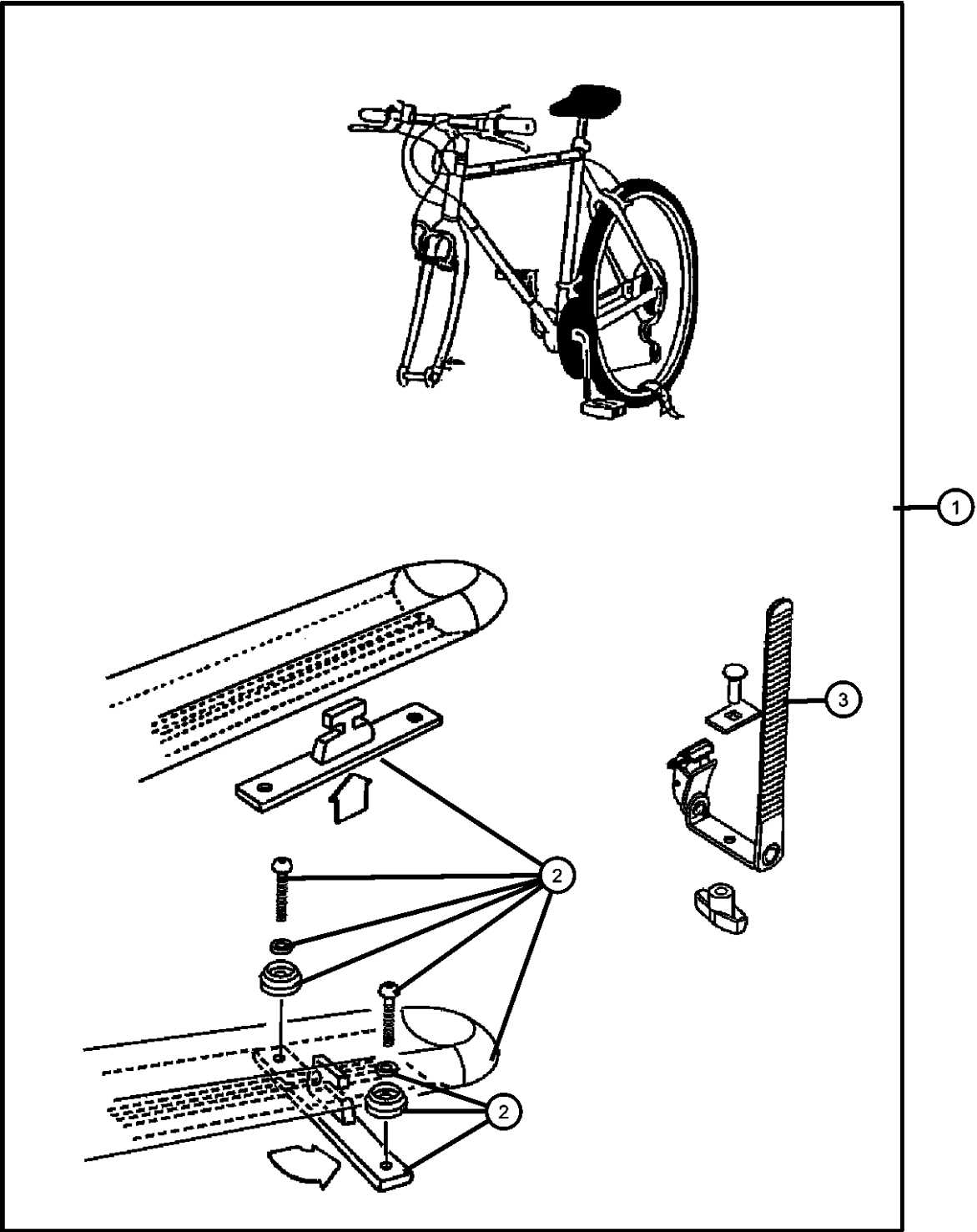
ITEM	PART NUMBER	QTY	LINE	SERIES	BODY	ENGINE	TRANS	TRIM	DESCRIPTION
1	82207942	1			49				CARRIER KIT, Bike
		1			74				
2	05093779AA	1			74				HARDWARE KIT, Accessory, Contains: 2-T-Slot Anchors, 1-Rear T-Slot Bar, 4-Button Head Screws, 2-Lockwashers & 4-Round Dome Washers
3	05114532AA	1			74				STRAP, Cargo Tie Down

COMPASS/PATRIOT (MK)				
SERIES	LINE	BODY	ENGINE	TRANSMISSION
H = HIGHLINE	T = JEEP - 2WD	49 = HATCHBACK TYPE #2	ECE = 2.0L 4 Cyl DOHC DPF Diesel Engine	DEF = 6-Speed Manual Aisin BG6 Trans
L = LOWLINE	J = JEEP - 4WD	74 = SPORT UTILITY 4-DR TYPE #4	ED3 = 2.4L 4 Cyl DOHC 16V Dual VVT Engine	DD7 = 5-Speed Manual T355 Transmission
P = PREMIUM	U = JEEP - 4WD (RHD)		ECD = 2.0L 4 Cyl DOHC Diesel 16V Engine	DAV = Continuously Variable Transaxle II
			ECN = 2.0L 4 Cyl DOHC 16V Dual VVT Engine	DAW = Cont.Var. w/Off-Rd Crawl Ratio Trans

AR = use ase required - = Non illustrated part

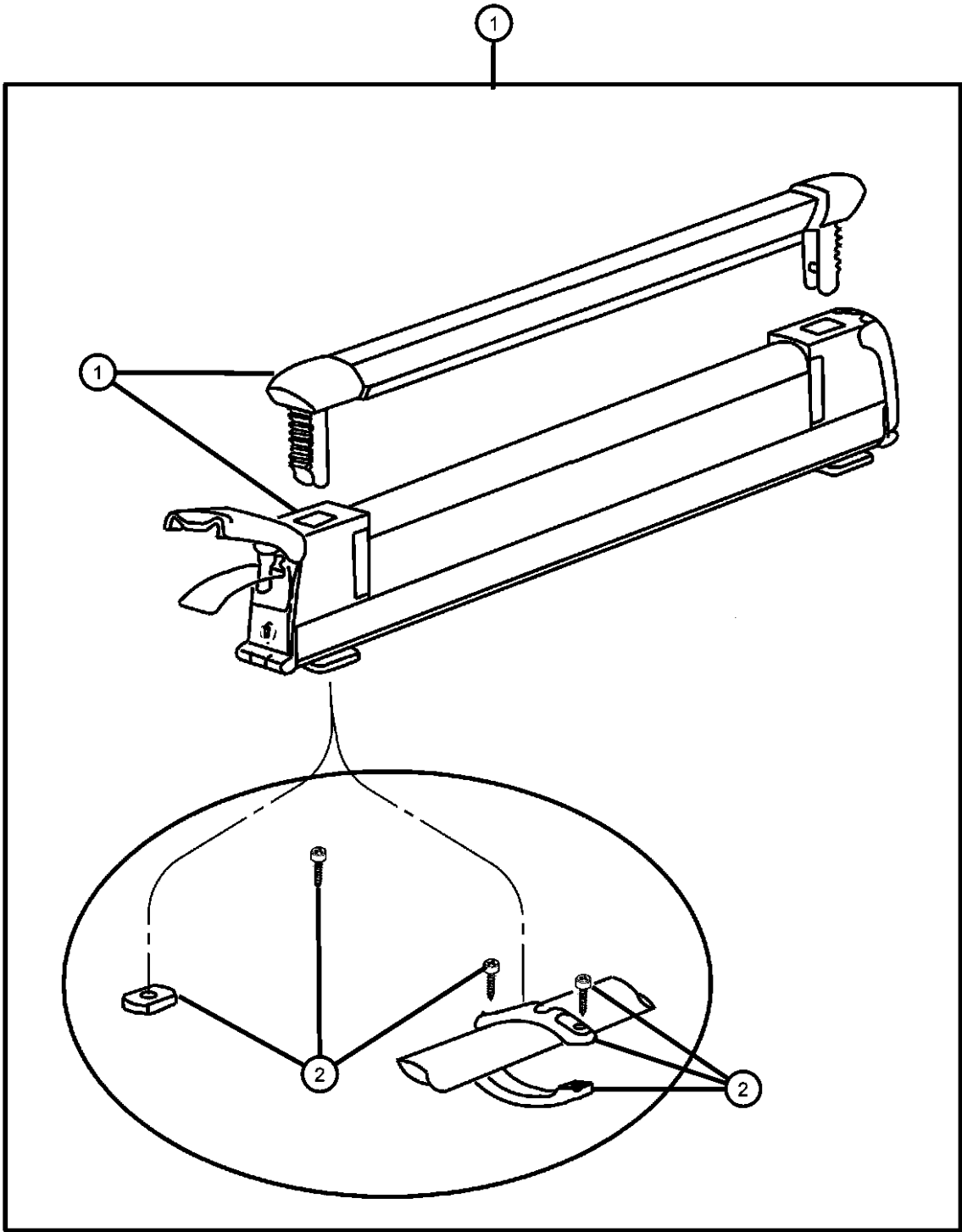
Carrier Kit - Bike - Upright Mount
Figure 1-216

ITEM	PART NUMBER	QTY	LINE	SERIES	BODY	ENGINE	TRANS	TRIM	DESCRIPTION
1	82207943	1			49				CARRIER KIT, Bike
2	05093779AA	1			74				HARDWARE KIT, Accessory
		1			49				Contains: 2-T-Slot Anchors, 1-Rear T-Slot Bar, 4-Button Head Screws, 2-Lockwashers & 4- Round Dome Washers
									Contains: 2-T-Slot Anchors, 1-Rear T-Slot Bar, 4-Button Head Screws, 2-Lockwashers & 4- Round Dome Washers
3	05114532AA	1			74				STRAP, Cargo Tie Down
		1			49				



COMPASS/PATRIOT (MK)				
SERIES	LINE	BODY	ENGINE	TRANSMISSION
H = HIGHLINE	T = JEEP - 2WD	49 = HATCHBACK TYPE #2	ECE = 2.0L 4 Cyl DOHC DPF Diesel Engine	DEF = 6-Speed Manual Aisin BG6 Trans
L = LOWLINE	J = JEEP - 4WD	74 = SPORT UTILITY 4-DR TYPE #4	ED3 = 2.4L 4 Cyl DOHC 16V Dual VVT Engine	DD7 = 5-Speed Manual T355 Transmission
P = PREMIUM	U = JEEP - 4WD (RHD)		ECD = 2.0L 4 Cyl DOHC Diesel 16V Engine	DAV = Continuously Variable Transaxle II
			ECN = 2.0L 4 Cyl DOHC 16V Dual VVT Engine	DAW = Cont.Var. w/Off-Rd Crawl Ratio Trans

Carrier Kit - Ski
Figure 1-220



ITEM	PART NUMBER	QTY	LINE	SERIES	BODY	ENGINE	TRANS	TRIM	DESCRIPTION
1	82207312	1			74				CARRIER KIT, Ski
2	05086158AA	1			74				HARDWARE KIT, Accessory, Contains: 4-25MM Screws, 4-16MM Screws, 4-20MM Screws, 4-Lock Washers, 4-Flat Washers, 4-T Plates & 4-Rubber Washers
-3	05066632AB	1			49				TOOL, Screw Driver
		1			74				

COMPASS/PATRIOT (MK)		BODY		ENGINE	TRANSMISSION
SERIES	LINE				
H = HIGHLINE	T = JEEP - 2WD	49 = HATCHBACK TYPE #2	ECE = 2.0L 4 Cyl DOHC DPF Diesel Engine	DEF = 6-Speed Manual Aisin BG6 Trans	
L = LOWLINE	J = JEEP - 4WD	74 = SPORT UTILITY 4-DR TYPE #4	ED3 = 2.4L 4 Cyl DOHC 16V Dual VVT Engine	DD7 = 5-Speed Manual T355 Transmission	
P = PREMIUM	U = JEEP - 4WD (RHD)		ECD = 2.0L 4 Cyl DOHC Diesel 16V Engine	DAV = Continuously Variable Transaxle II	
			ECN = 2.0L 4 Cyl DOHC 16V Dual VVT Engine	DAW = Cont.Var. w/Off-Rd Crawl Ratio Trans	

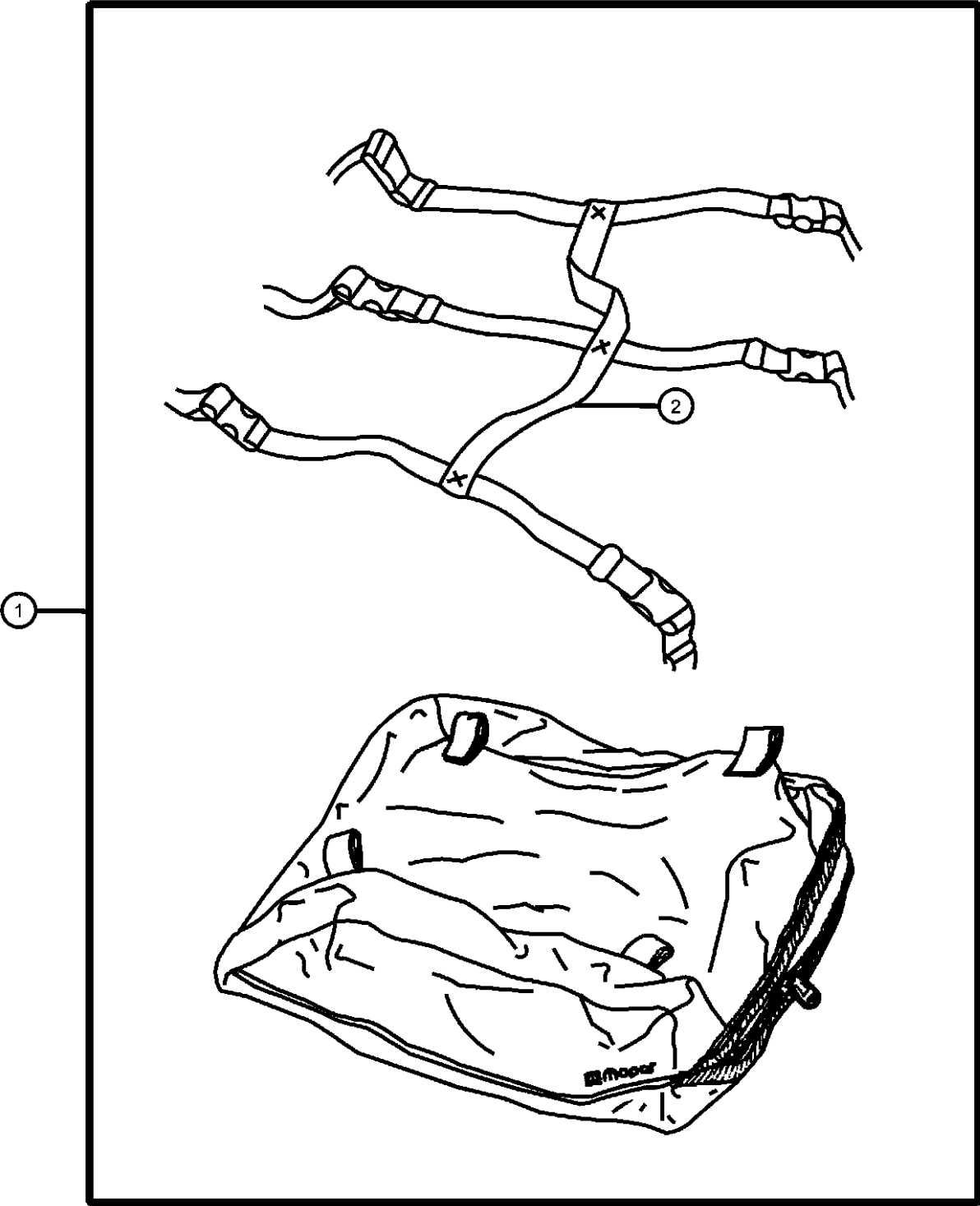
AR = use ase required - = Non illustrated part

Carrier Kit - Luggage Soft
Figure 1-252

ITEM	PART NUMBER	QTY	LINE	SERIES	BODY	ENGINE	TRANS	TRIM	DESCRIPTION
------	-------------	-----	------	--------	------	--------	-------	------	-------------

NOTE: Requires Roof Rack.

1	82207198	1			74				CARRIER KIT, Luggage
		1			49				
2	05066332AA	1			49				STRAP KIT, Luggage Carrier
		1			74				Contains: 6-Tie Straps, 6-Locking Buckles, 6-Quick Release Connectors, 6- Elastic Loops
									Contains: 6-Tie Straps, 6-Locking Buckles, 6-Quick Release Connectors, 6- Elastic Loops

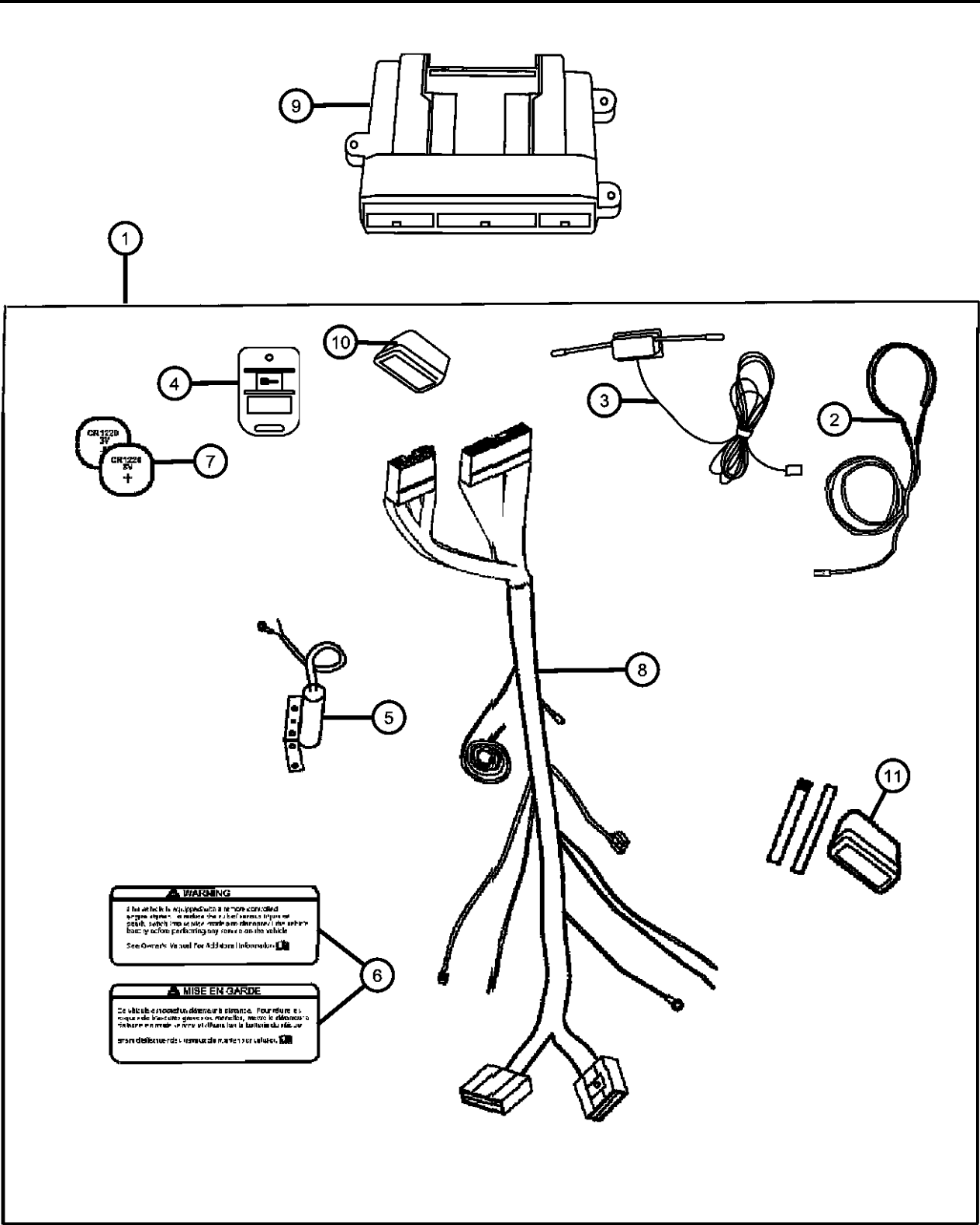


COMPASS/PATRIOT (MK)		BODY	ENGINE	TRANSMISSION
SERIES	LINE			
H = HIGHLINE	T = JEEP - 2WD	49 = HATCHBACK TYPE #2	ECE = 2.0L 4 Cyl DOHC DPF Diesel Engine	DEF = 6-Speed Manual Aisin BG6 Trans
L = LOWLINE	J = JEEP - 4WD	74 = SPORT UTILITY 4-DR TYPE #4	ED3 = 2.4L 4 Cyl DOHC 16V Dual VVT Engine	DD7 = 5-Speed Manual T355 Transmission
P = PREMIUM	U = JEEP - 4WD (RHD)		ECD = 2.0L 4 Cyl DOHC Diesel 16V Engine	DAV = Continuously Variable Transaxle II
			ECN = 2.0L 4 Cyl DOHC 16V Dual VVT Engine	DAW = Cont.Var. w/Off-Rd Crawl Ratio Trans

AR = use ase required - = Non illustrated part

2008 MK

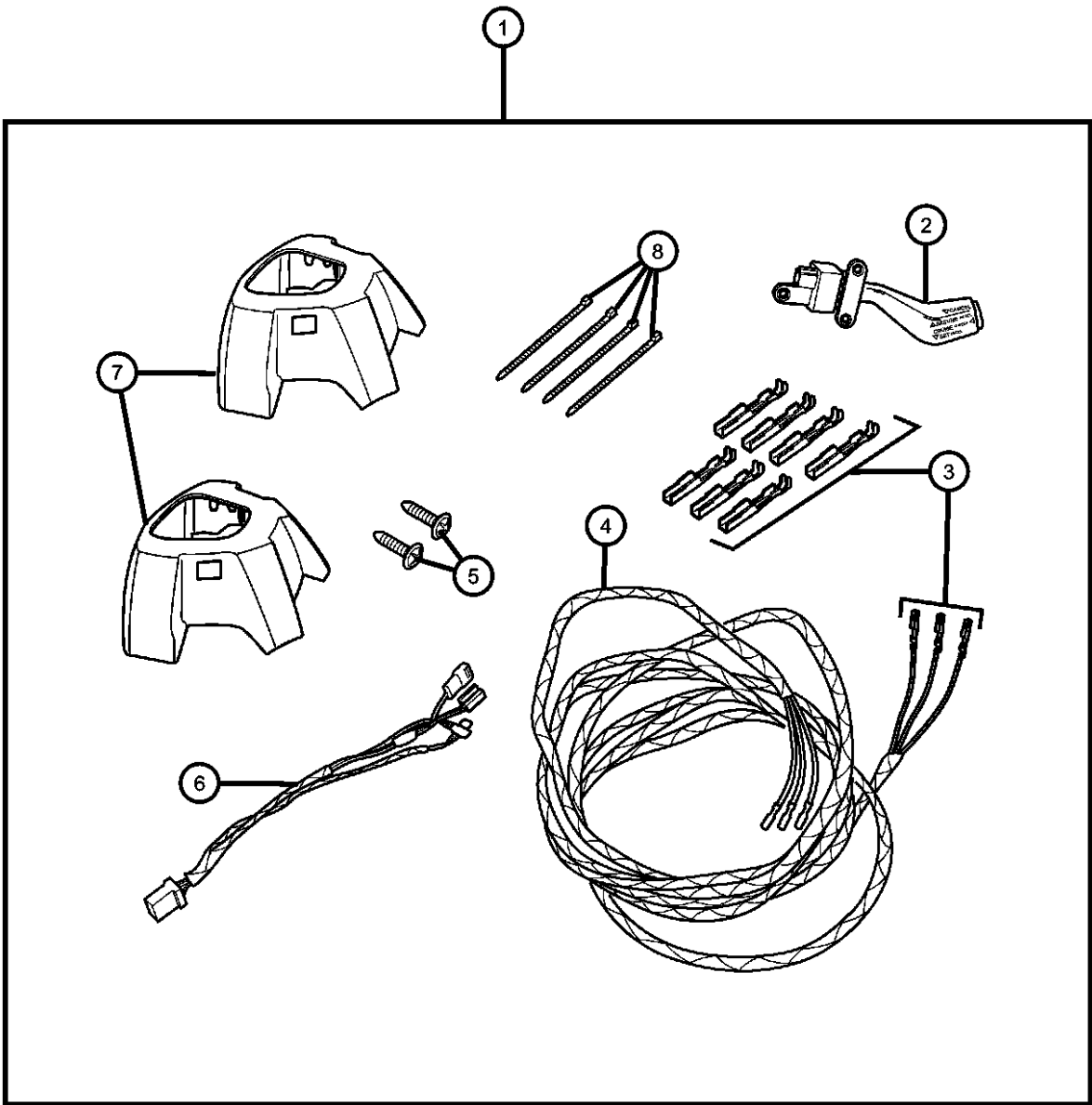
Remote Start
Figure 1-304



ITEM	PART NUMBER	QTY	LINE	SERIES	BODY	ENGINE	TRANS	TRIM	DESCRIPTION
NOTE: Module (Item # 9) not included in install kit, need to order separately.									
1	82209364AH	1							INSTALL KIT, REMOTE START
2	05140470AA	1							ANTENNA
3	05140471AA	1							ANTENNA
4	05140472AA	1							TRANSMITTER
5	68001331AA	1							SWITCH
6	05140474AA	1							LABEL
7	05140773AA	1							BATTERY, Transmitter, Contains: 12 Replacement Batteries
8	68021199AA	1							HARNESS, Wiring
9	82208859AB	1							MODULE KIT, REMOTE START
10	68021198AA	1							MODULE, Remote Start
11	05140468AA	1							MODULE

COMPASS/PATRIOT (MK)					
SERIES	LINE	BODY	ENGINE	TRANSMISSION	
H = HIGHLINE	T = JEEP - 2WD	49 = HATCHBACK TYPE #2	ECE = 2.0L 4 Cyl DOHC DPF Diesel Engine	DEF = 6-Speed Manual Aisin BG6 Trans	
L = LOWLINE	J = JEEP - 4WD	74 = SPORT UTILITY 4-DR TYPE #4	ED3 = 2.4L 4 Cyl DOHC 16V Dual VVT Engine	DD7 = 5-Speed Manual T355 Transmission	
P = PREMIUM	U = JEEP - 4WD (RHD)		ECD = 2.0L 4 Cyl DOHC Diesel 16V Engine	DAV = Continuously Variable Transaxle II	
			ECN = 2.0L 4 Cyl DOHC 16V Dual VVT Engine	DAW = Cont.Var. w/Off-Rd Crawl Ratio Trans	

Speed Control Kit
Figure 1-306



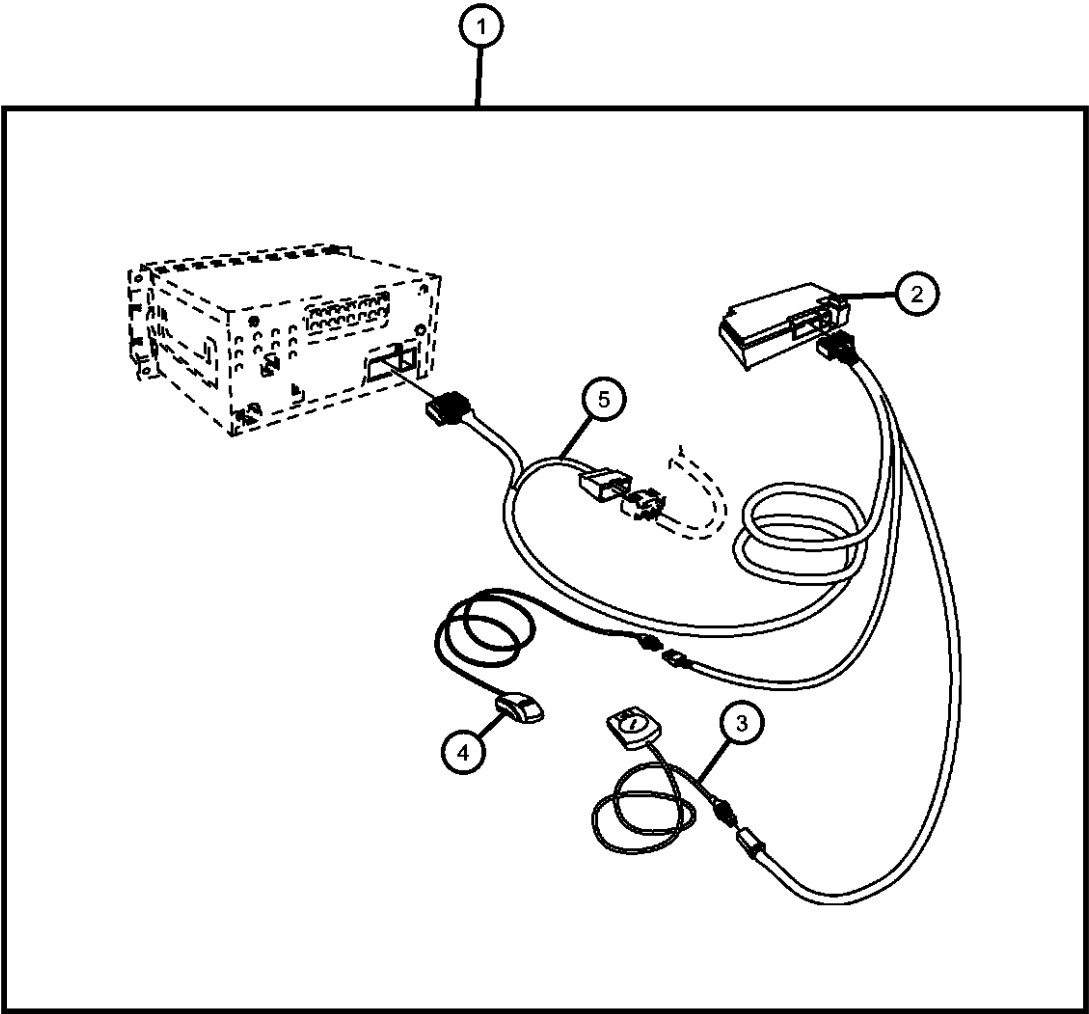
ITEM	PART NUMBER	QTY	LINE	SERIES	BODY	ENGINE	TRANS	TRIM	DESCRIPTION
1									CONTROL PACKAGE, Speed Control
	82210489	1			49				
	82210878	1			74				
2	04671929AA	1			74				SWITCH, Speed Control
3	68021170AA	1			74				TERMINAL
4	68021639AA	1			74				HARNESS, Overlay
5	68021639AA	1							SCREW, Serviced in Assy., (NOT SERVICED)
6	68000462AB	1			74				WIRING, Steering Wheel
7									COVER, Steering Wheel Back
	1EB84DK7AB	1	J, T, U		49, 74				[DK7]
	1EB84XDVAB	1	J, T, U		49, 74				[XDV]
8	06015756	1			74				STRAP, Tie, Quantity of 4

COMPASS/PATRIOT (MK)		BODY	ENGINE	TRANSMISSION
SERIES	LINE			
H = HIGHLINE	T = JEEP - 2WD	49 = HATCHBACK TYPE #2	ECE = 2.0L 4 Cyl DOHC DPF Diesel Engine	DEF = 6-Speed Manual Aisin BG6 Trans
L = LOWLINE	J = JEEP - 4WD	74 = SPORT UTILITY 4-DR TYPE #4	ED3 = 2.4L 4 Cyl DOHC 16V Dual VVT Engine	DD7 = 5-Speed Manual T355 Transmission
P = PREMIUM	U = JEEP - 4WD (RHD)		ECD = 2.0L 4 Cyl DOHC Diesel 16V Engine	DAV = Continuously Variable Transaxle II
			ECN = 2.0L 4 Cyl DOHC 16V Dual VVT Engine	DAW = Cont.Var. w/Off-Rd Crawl Ratio Trans

AR = use ase required - = Non illustrated part

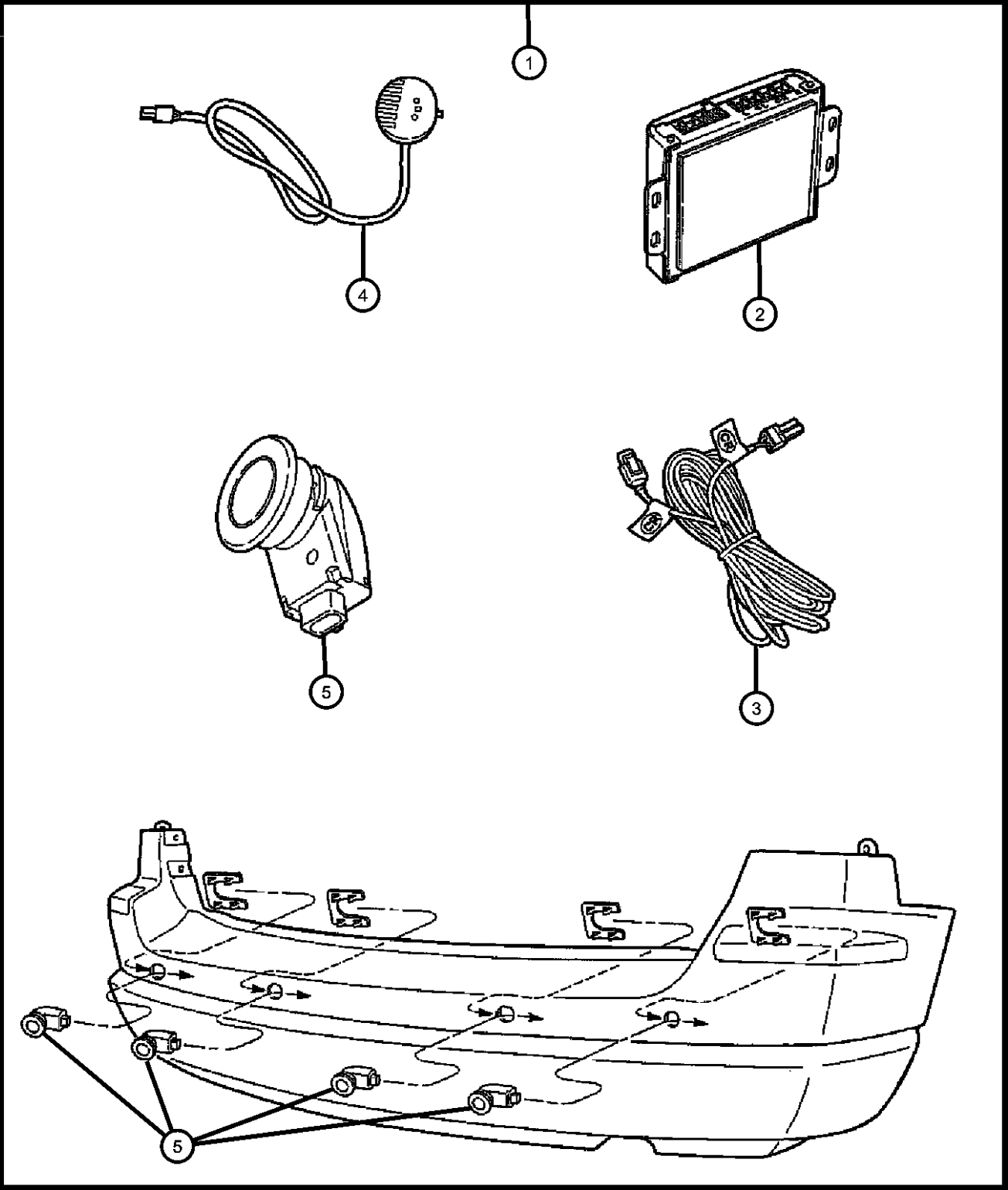
Hands Free Kit/Cellular Phone-Blue Tooth-Low Speed
Figure 1-312

ITEM	PART NUMBER	QTY	LINE	SERIES	BODY	ENGINE	TRANS	TRIM	DESCRIPTION
1	82210081	1							HANDS FREE KIT, Cellular Phone
2	82210081	1							MODULE, (NOT SERVICED)
3	68002645AA	1							CONTROLLER, Audio
4	68002646AA	1							MICROPHONE, Audio
5	68002647AA	1							HARNESS



COMPASS/PATRIOT (MK)		BODY	ENGINE	TRANSMISSION
SERIES	LINE			
H = HIGHLINE	T = JEEP - 2WD	49 = HATCHBACK TYPE #2	ECE = 2.0L 4 Cyl DOHC DPF Diesel Engine	DEF = 6-Speed Manual Aisin BG6 Trans
L = LOWLINE	J = JEEP - 4WD	74 = SPORT UTILITY 4-DR	ED3 = 2.4L 4 Cyl DOHC 16V Dual VVT Engine	DD7 = 5-Speed Manual T355 Transmission
P = PREMIUM	U = JEEP - 4WD (RHD)	TYPE #4	ECD = 2.0L 4 Cyl DOHC Diesel 16V Engine	DAV = Continuously Variable Transaxle II
			ECN = 2.0L 4 Cyl DOHC 16V Dual VVT Engine	DAW = Cont.Var. w/Off-Rd Crawl Ratio Trans

Sensor Kit - Park/Distance
Figure 1-320



ITEM	PART NUMBER	QTY	LINE	SERIES	BODY	ENGINE	TRANS	TRIM	DESCRIPTION
1	82208246AE	1							SENSOR KIT, Park Distance
2	05137541AA	1							MODULE, Parking Assist
3	05137540AA	1							WIRING, Distance Sensor
4	05137539AA	1							DISPLAY, Parking Assist
5	05137536AA	1							SENSOR

COMPASS/PATRIOT (MK)					
SERIES	LINE	BODY	ENGINE	TRANSMISSION	
H = HIGHLINE	T = JEEP - 2WD	49 = HATCHBACK TYPE #2	ECE = 2.0L 4 Cyl DOHC DPF Diesel Engine	DEF = 6-Speed Manual Aisin BG6 Trans	
L = LOWLINE	J = JEEP - 4WD	74 = SPORT UTILITY 4-DR TYPE #4	ED3 = 2.4L 4 Cyl DOHC 16V Dual VVT Engine	DD7 = 5-Speed Manual T355 Transmission	
P = PREMIUM	U = JEEP - 4WD (RHD)		ECD = 2.0L 4 Cyl DOHC Diesel 16V Engine	DAV = Continuously Variable Transaxle II	
			ECN = 2.0L 4 Cyl DOHC 16V Dual VVT Engine	DAW = Cont.Var. w/Off-Rd Crawl Ratio Trans	

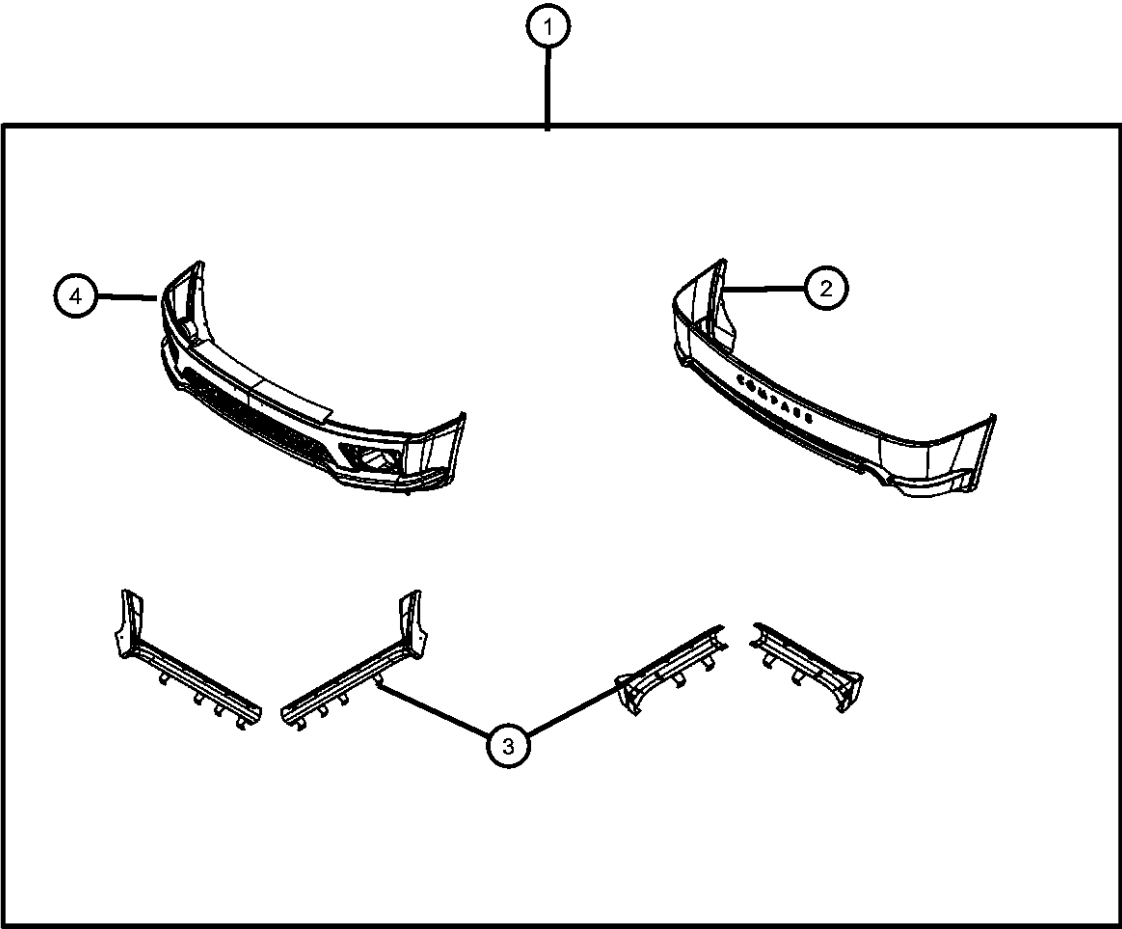
AR = use ase required - = Non illustrated part

Effects Kit - Ground
Figure 1-442

ITEM	PART NUMBER	QTY	LINE	SERIES	BODY	ENGINE	TRANS	TRIM	DESCRIPTION
------	----------------	-----	------	--------	------	--------	-------	------	-------------

NOTE: Includes attaching hardware

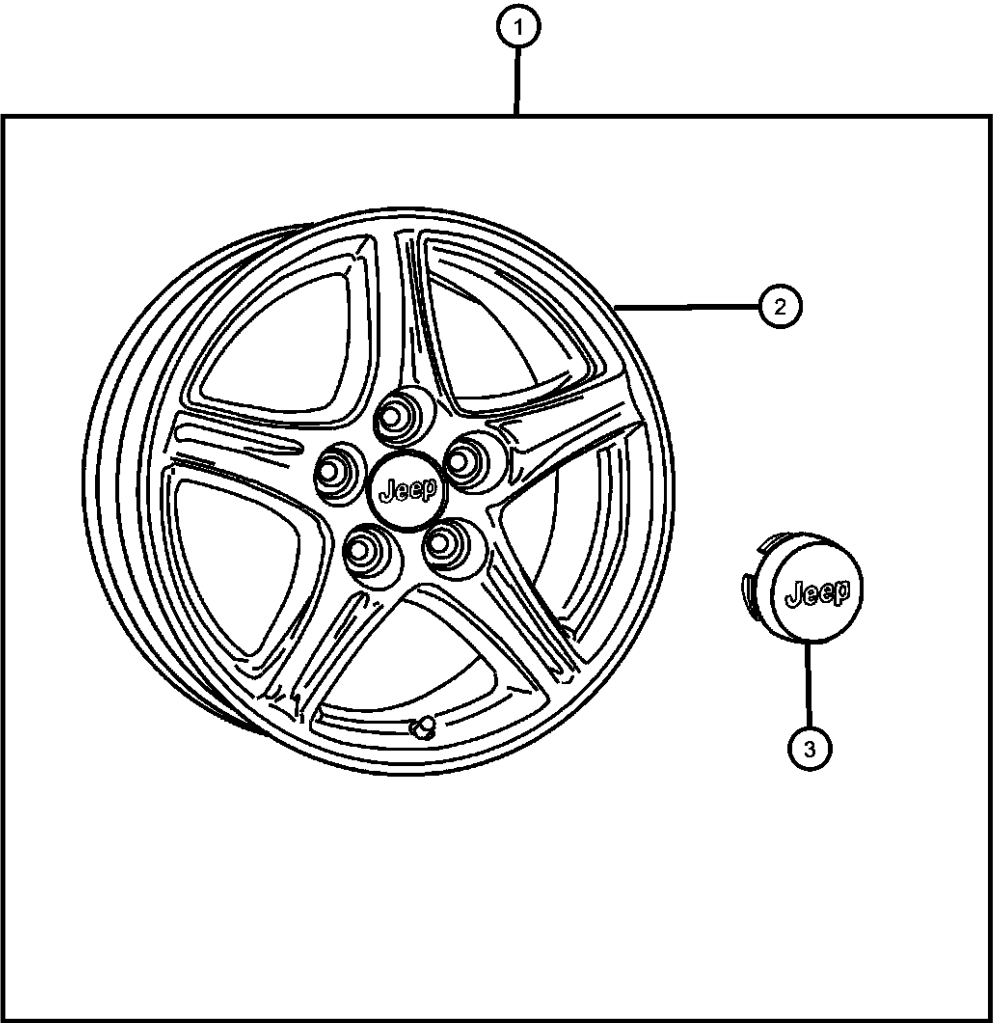
1									EFFECTS KIT, Ground
	82210286AB	1			49				[WS2] Bright Silver Metallic, Clear Coat
	82210287AB	1			49				[ARH] Inferno Red Crystal Pearl Coat
	82210288AB	1			49				Prime
	82210289AB	1			49				[DBM] Steel Blue Metallic Clear Coat
	82211406AB	1			49				[AXR]Brilliant Black Crystal Finish
2	68034797AA	1			49				FASCIA, Rear
3	68034798AA	1			49				SILL, Body Side, Right Hand & Left Hand
4	68034796AA	1			49				FASCIA, Front



COMPASS/PATRIOT (MK)				
SERIES	LINE	BODY	ENGINE	TRANSMISSION
H = HIGHLINE	T = JEEP - 2WD	49 = HATCHBACK TYPE #2	ECE = 2.0L 4 Cyl DOHC DPF Diesel Engine	DEF = 6-Speed Manual Aisin BG6 Trans
L = LOWLINE	J = JEEP - 4WD	74 = SPORT UTILITY 4-DR TYPE #4	ED3 = 2.4L 4 Cyl DOHC 16V Dual VVT Engine	DD7 = 5-Speed Manual T355 Transmission
P = PREMIUM	U = JEEP - 4WD (RHD)		ECD = 2.0L 4 Cyl DOHC Diesel 16V Engine	DAV = Continuously Variable Transaxle II
			ECN = 2.0L 4 Cyl DOHC 16V Dual VVT Engine	DAW = Cont.Var. w/Off-Rd Crawl Ratio Trans

Wheel Kit
Figure 1-448

ITEM	PART NUMBER	QTY	LINE	SERIES	BODY	ENGINE	TRANS	TRIM	DESCRIPTION
NOTE: Item #1 Contains 1-Wheel & 1-Center Cap									
1									WHEEL KIT, Cast Aluminum
	82210160AB	1	J		49				18x7x42 - Cast Aluminum
	82210606	1			49				18x7x42 - 5/Spoke w/Jeep Logo
2	82210606	1							WHEEL, (NOT SERVICED),
3	5HT59SZ0AB	4	J, T, U		49				CAP, Wheel Center



COMPASS/PATRIOT (MK)				
SERIES	LINE	BODY	ENGINE	TRANSMISSION
H = HIGHLINE	T = JEEP - 2WD	49 = HATCHBACK TYPE #2	ECE = 2.0L 4 Cyl DOHC DPF Diesel Engine	DEF = 6-Speed Manual Aisin BG6 Trans
L = LOWLINE	J = JEEP - 4WD	74 = SPORT UTILITY 4-DR	ED3 = 2.4L 4 Cyl DOHC 16V Dual VVT Engine	DD7 = 5-Speed Manual T355 Transmission
P = PREMIUM	U = JEEP - 4WD (RHD)	TYPE #4	ECD = 2.0L 4 Cyl DOHC Diesel 16V Engine	DAV = Continuously Variable Transaxle II
			ECN = 2.0L 4 Cyl DOHC 16V Dual VVT Engine	DAW = Cont.Var. w/Off-Rd Crawl Ratio Trans

AR = use ase required - = Non illustrated part

Heater Kit - Engine Block
Figure 1-602

ITEM	PART NUMBER	QTY	LINE	SERIES	BODY	ENGINE	TRANS	TRIM	DESCRIPTION
1	82210533	1							HEATER KIT, Engine Block
2	05033279AA	1							CORD, Engine Block Heater
3	05033557AB	1	J, T, U		49				HEATER, Engine
		1	J, T, U		74				

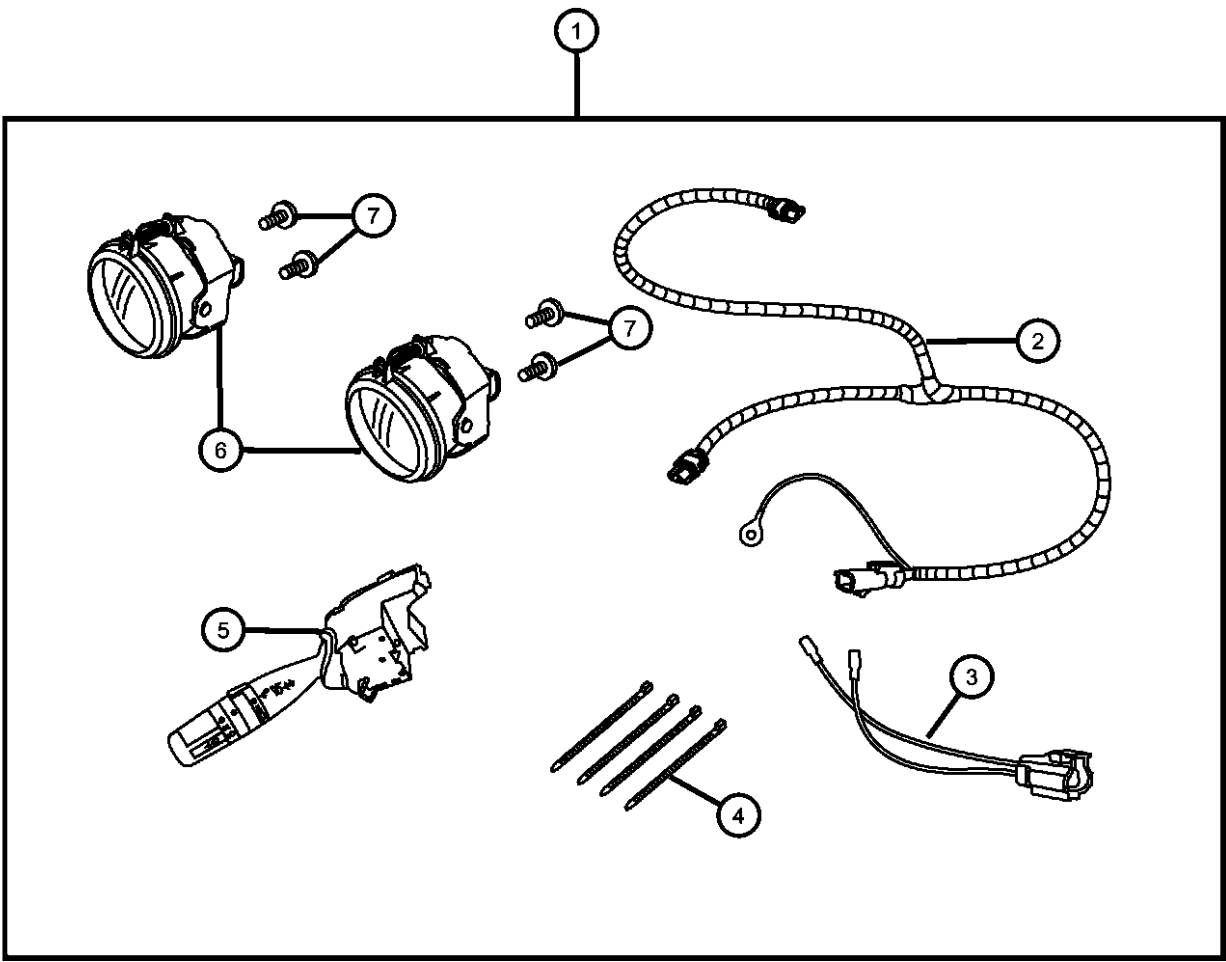
1

2

3

COMPASS/PATRIOT (MK)				
SERIES	LINE	BODY	ENGINE	TRANSMISSION
H = HIGHLINE	T = JEEP - 2WD	49 = HATCHBACK TYPE #2	ECE = 2.0L 4 Cyl DOHC DPF Diesel Engine	DEF = 6-Speed Manual Aisin BG6 Trans
L = LOWLINE	J = JEEP - 4WD	74 = SPORT UTILITY 4-DR TYPE #4	ED3 = 2.4L 4 Cyl DOHC 16V Dual VVT Engine	DD7 = 5-Speed Manual T355 Transmission
P = PREMIUM	U = JEEP - 4WD (RHD)		ECD = 2.0L 4 Cyl DOHC Diesel 16V Engine	DAV = Continuously Variable Transaxle II
			ECN = 2.0L 4 Cyl DOHC 16V Dual VVT Engine	DAW = Cont.Var. w/Off-Rd Crawl Ratio Trans

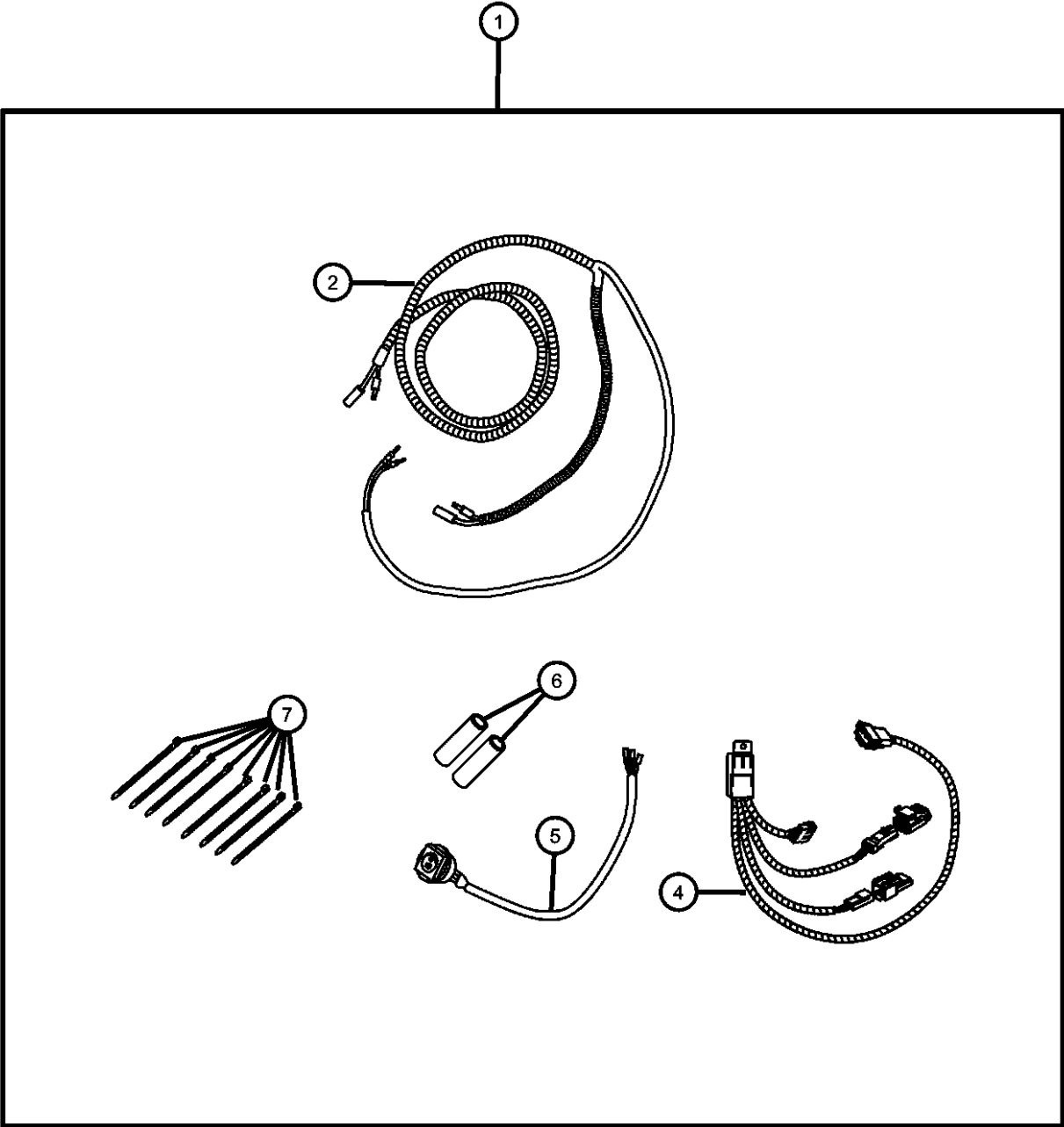
Light Kit - Fog
Figure 1-604



ITEM	PART NUMBER	QTY	LINE	SERIES	BODY	ENGINE	TRANS	TRIM	DESCRIPTION
1	82210435	1			74				LIGHT KIT, Fog
2	05166846AA	1			74				HARNESS, Overlay
3	05191986AA	1			74				HARNESS, Overlay
4	06015756	1			74				STRAP, Tie, Quantity of 4
5	05183947AA	1			74				SWITCH, Multifunction
6	04805857AA	1			74				LAMP, Front Fog
7									SCREW, Tapping
	06104579AA	2	J, T, U		74				Quantity of 4
		2	J, T, U		49				Quantity of 4

COMPASS/PATRIOT (MK)					
SERIES	LINE	BODY	ENGINE	TRANSMISSION	
H = HIGHLINE	T = JEEP - 2WD	49 = HATCHBACK TYPE #2	ECE = 2.0L 4 Cyl DOHC DPF Diesel Engine	DEF = 6-Speed Manual Aisin BG6 Trans	
L = LOWLINE	J = JEEP - 4WD	74 = SPORT UTILITY 4-DR TYPE #4	ED3 = 2.4L 4 Cyl DOHC 16V Dual VVT Engine	DD7 = 5-Speed Manual T355 Transmission	
P = PREMIUM	U = JEEP - 4WD (RHD)		ECD = 2.0L 4 Cyl DOHC Diesel 16V Engine	DAV = Continuously Variable Transaxle II	
			ECN = 2.0L 4 Cyl DOHC 16V Dual VVT Engine	DAW = Cont.Var. w/Off-Rd Crawl Ratio Trans	

Light Kit - Driving
Figure 1-608

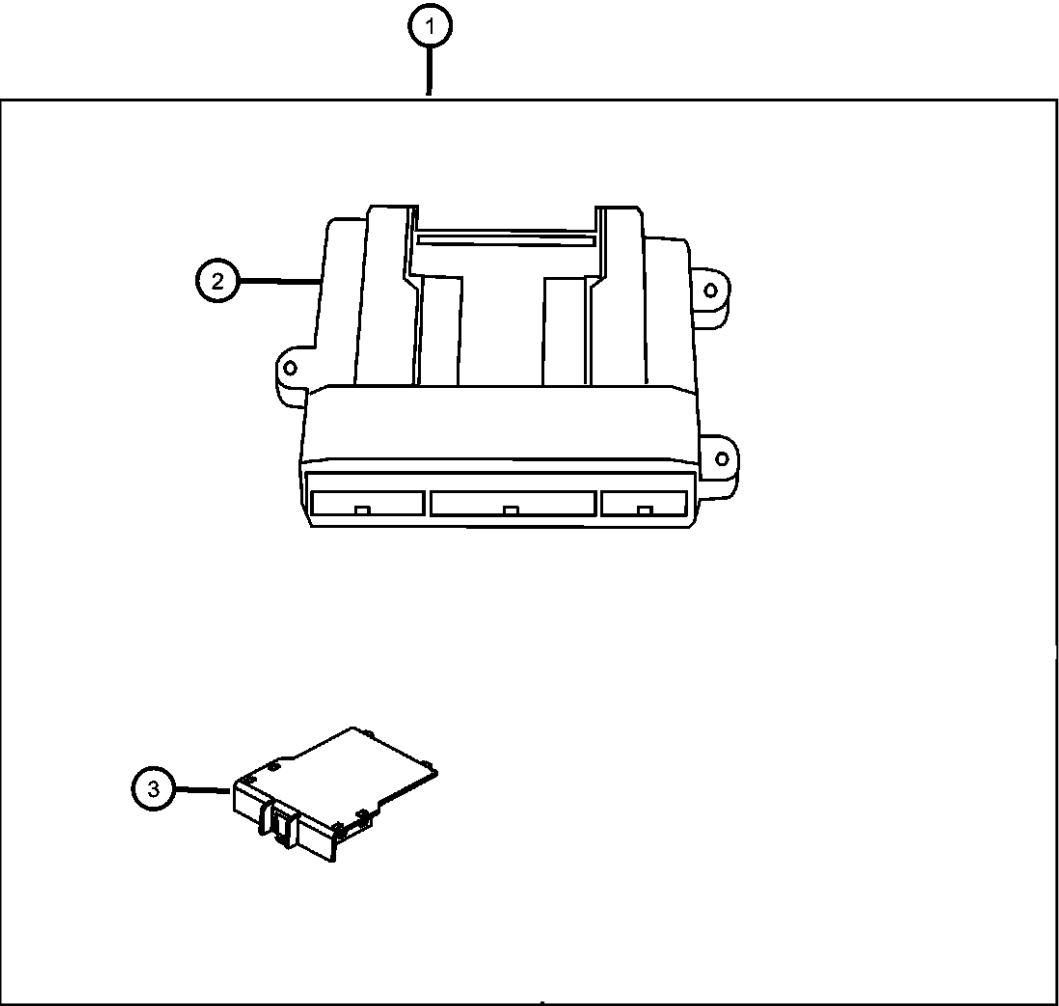


ITEM	PART NUMBER	QTY	LINE	SERIES	BODY	ENGINE	TRANS	TRIM	DESCRIPTION
1									INSTALL PACKAGE, Off Road Light
	82210715AD	1							Bumper Mounted Lights
	82210877AC	1			74				Roof Basket Lights
2	05179785AA	1							HARNESS
-3	05179784AA	1			74				HARNESS, Roof
4	05179783AA	1							HARNESS, Wiring
5	68005178AA	1							SWITCH, Fog Lamp
6	04778570	1							TUBE, Heat Shrink
7	06015756	1							STRAP, Tie, Quantity of 8

COMPASS/PATRIOT (MK)					
SERIES	LINE	BODY	ENGINE	TRANSMISSION	
H = HIGHLINE	T = JEEP - 2WD	49 = HATCHBACK TYPE #2	ECE = 2.0L 4 Cyl DOHC DPF Diesel Engine	DEF = 6-Speed Manual Aisin BG6 Trans	
L = LOWLINE	J = JEEP - 4WD	74 = SPORT UTILITY 4-DR TYPE #4	ED3 = 2.4L 4 Cyl DOHC 16V Dual VVT Engine	DD7 = 5-Speed Manual T355 Transmission	
P = PREMIUM	U = JEEP - 4WD (RHD)		ECD = 2.0L 4 Cyl DOHC Diesel 16V Engine	DAV = Continuously Variable Transaxle II	
			ECN = 2.0L 4 Cyl DOHC 16V Dual VVT Engine	DAW = Cont.Var. w/Off-Rd Crawl Ratio Trans	

Alarm Kit
Figure 1-902

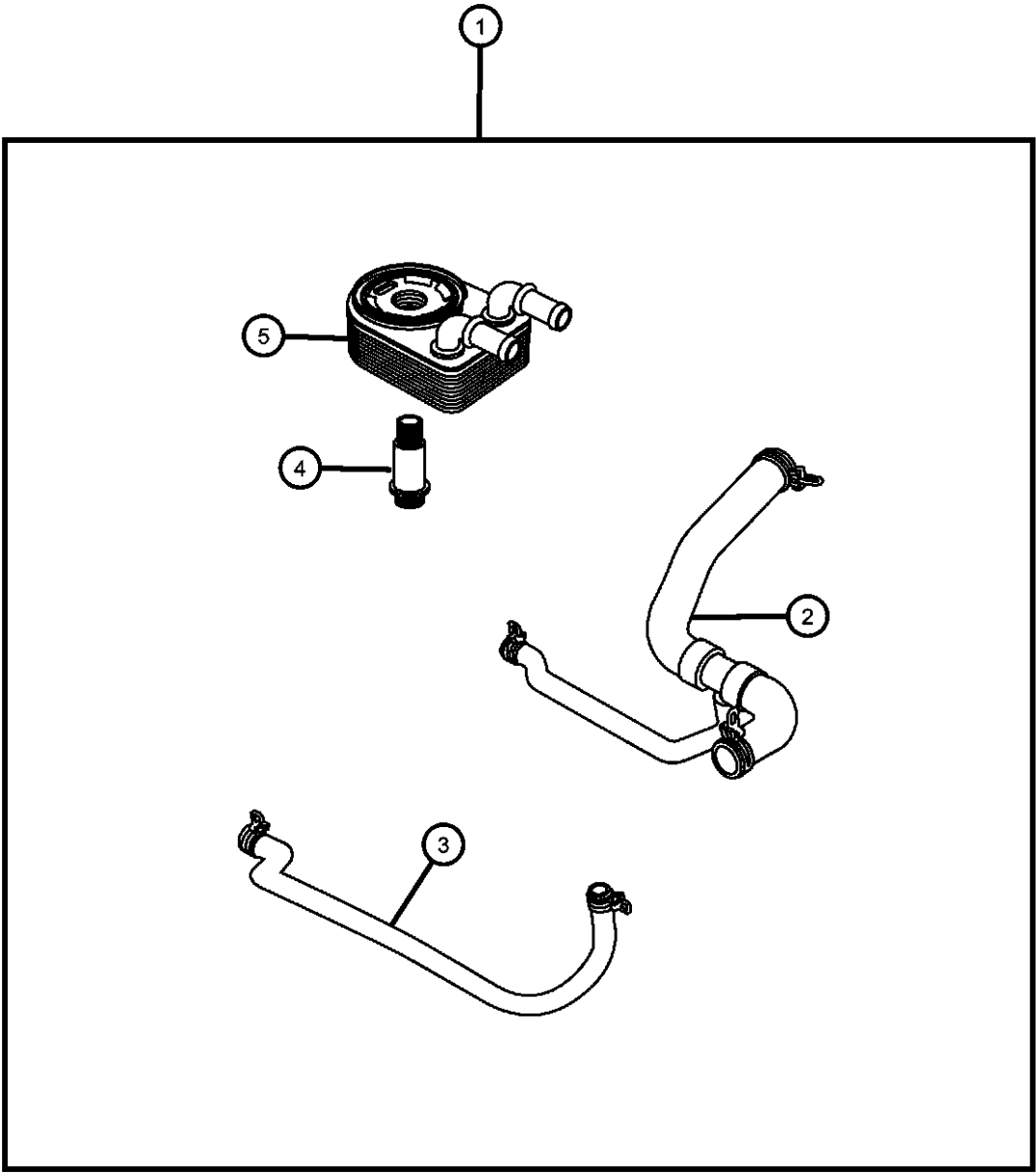
ITEM	PART NUMBER	QTY	LINE	SERIES	BODY	ENGINE	TRANS	TRIM	DESCRIPTION
1									ALARM KIT, Security with Keyless
	82209702AB	1			49				For Vehicles with RKE Electric Locks
	82209703	1			74				
2	05140464AA	1			74				MODULE, Remote Start
3	05189810AA	1			74				MODULE, Security Alarm



COMPASS/PATRIOT (MK)				
SERIES	LINE	BODY	ENGINE	TRANSMISSION
H = HIGHLINE	T = JEEP - 2WD	49 = HATCHBACK TYPE #2	ECE = 2.0L 4 Cyl DOHC DPF Diesel Engine	DEF = 6-Speed Manual Aisin BG6 Trans
L = LOWLINE	J = JEEP - 4WD	74 = SPORT UTILITY 4-DR TYPE #4	ED3 = 2.4L 4 Cyl DOHC 16V Dual VVT Engine	DD7 = 5-Speed Manual T355 Transmission
P = PREMIUM	U = JEEP - 4WD (RHD)		ECD = 2.0L 4 Cyl DOHC Diesel 16V Engine	DAV = Continuously Variable Transaxle II
			ECN = 2.0L 4 Cyl DOHC 16V Dual VVT Engine	DAW = Cont.Var. w/Off-Rd Crawl Ratio Trans

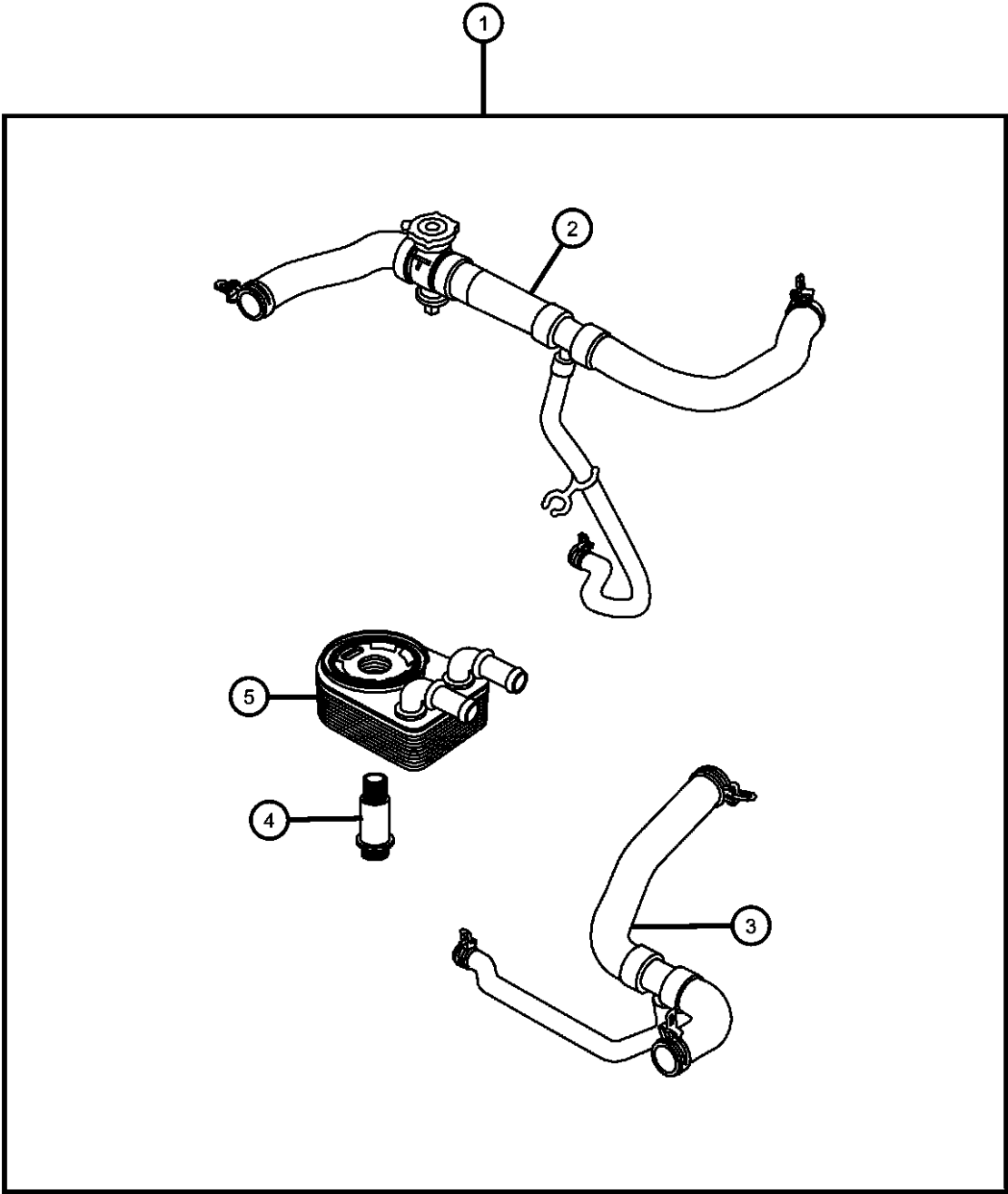
Engine Oil Cooler - Automatic Transmission
Figure 1-1102

ITEM	PART NUMBER	QTY	LINE	SERIES	BODY	ENGINE	TRANS	TRIM	DESCRIPTION
1	82210700	1							COOLER KIT, Engine Oil
2	05058489AE	1							HOSE, Radiator Outlet
3	05058490AB	1							HOSE, Radiator Outlet
4	04884758AB	1							CONNECTOR, Engine Oil Cooler
5	04884757AD	1							COOLER, Engine Oil



COMPASS/PATRIOT (MK)					
SERIES	LINE	BODY	ENGINE	TRANSMISSION	
H = HIGHLINE	T = JEEP - 2WD	49 = HATCHBACK TYPE #2	ECE = 2.0L 4 Cyl DOHC DPF Diesel Engine	DEF = 6-Speed Manual Aisin BG6 Trans	
L = LOWLINE	J = JEEP - 4WD	74 = SPORT UTILITY 4-DR TYPE #4	ED3 = 2.4L 4 Cyl DOHC 16V Dual VVT Engine	DD7 = 5-Speed Manual T355 Transmission	
P = PREMIUM	U = JEEP - 4WD (RHD)		ECD = 2.0L 4 Cyl DOHC Diesel 16V Engine	DAV = Continuously Variable Transaxle II	
			ECN = 2.0L 4 Cyl DOHC 16V Dual VVT Engine	DAW = Cont.Var. w/Off-Rd Crawl Ratio Trans	

Engine Oil Cooler - Manual Transmission
Figure 1-1104



ITEM	PART NUMBER	QTY	LINE	SERIES	BODY	ENGINE	TRANS	TRIM	DESCRIPTION
1	82210701	1							COOLER KIT, Engine Oil
2	05058492AB	1							HOSE, Radiator Inlet
3	05058489AE	1							HOSE, Radiator Outlet
4	04884758AB	1							CONNECTOR, Engine Oil Cooler
5	04884757AD	1							COOLER, Engine Oil

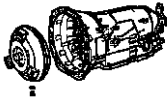
COMPASS/PATRIOT (MK)		BODY	ENGINE	TRANSMISSION
SERIES	LINE			
H = HIGHLINE	T = JEEP - 2WD	49 = HATCHBACK TYPE #2	ECE = 2.0L 4 Cyl DOHC DPF Diesel Engine	DEF = 6-Speed Manual Aisin BG6 Trans
L = LOWLINE	J = JEEP - 4WD	74 = SPORT UTILITY 4-DR	ED3 = 2.4L 4 Cyl DOHC 16V Dual VVT Engine	DD7 = 5-Speed Manual T355 Transmission
P = PREMIUM	U = JEEP - 4WD (RHD)	TYPE #4	ECD = 2.0L 4 Cyl DOHC Diesel 16V Engine	DAV = Continuously Variable Transaxle II
			ECN = 2.0L 4 Cyl DOHC 16V Dual VVT Engine	DAW = Cont.Var. w/Off-Rd Crawl Ratio Trans

Group - 2

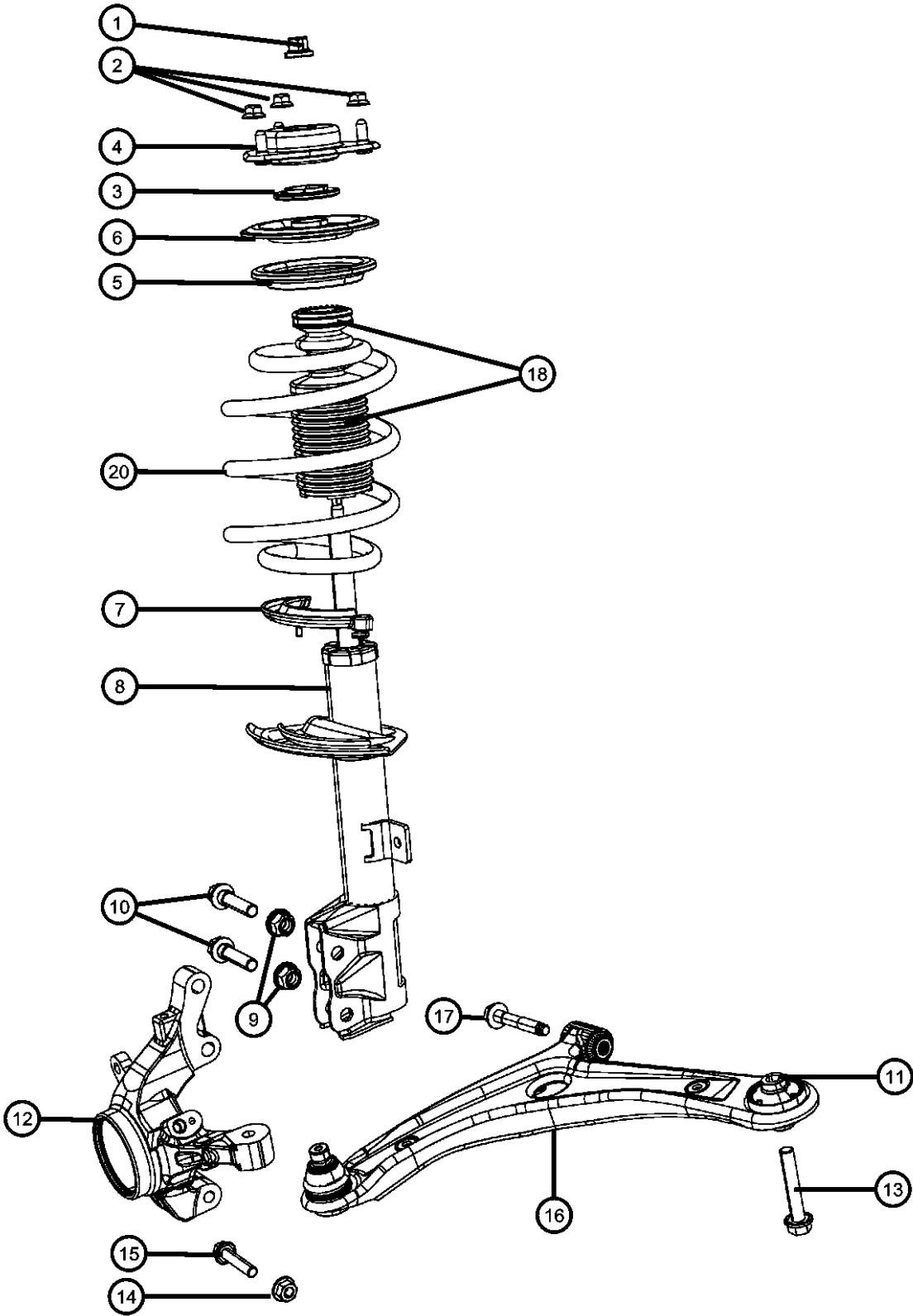
Front Suspension

Group - 2 Front Suspension

Illustration Title	Group-Fig. No.
Front Suspension, Strut and Cradle	
Suspension, Front.....	Fig. 2 - 105
Front Stabilizer Bar	
Stabilizer Bar, Front.....	Fig. 2 - 205

<div><div>002-100</div><div>Front Suspension, Strut and Cradle</div><div></div></div>	<div><div>002-200</div><div>Front Stabilizer Bar</div><div></div></div>		
--	---	--	--

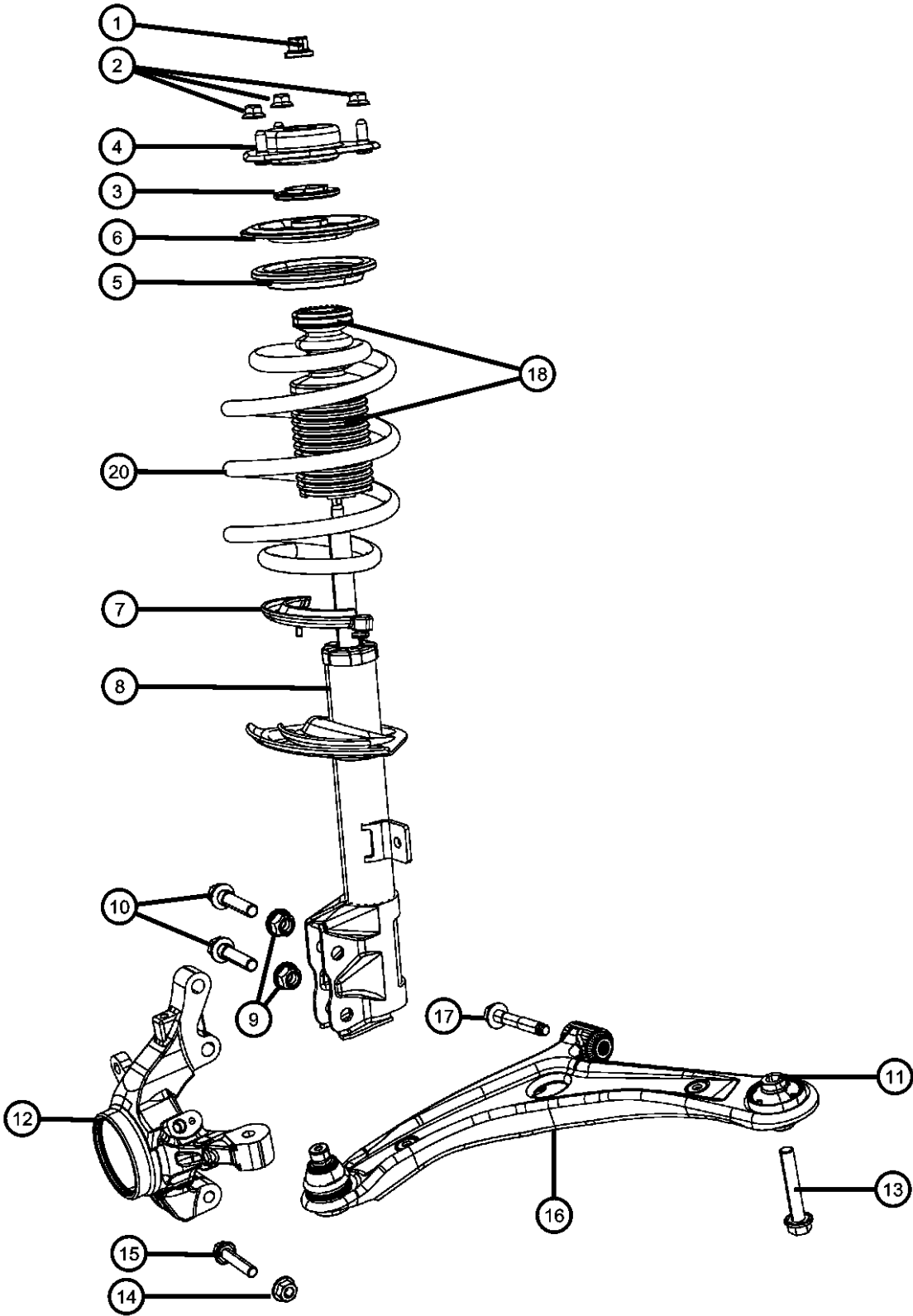
Suspension, Front
Figure 2-105



ITEM	PART NUMBER	QTY	LINE	SERIES	BODY	ENGINE	TRANS	TRIM	DESCRIPTION
1	06508273AA	2	J, T, U		49				NUT AND WASHER, Hex
		2			74				
2	06503335	6	J, T, U		49, 74				NUT, Hex, M10X1.25, Strut Mount to Body, Mounting
3	05085458AA	2	J, T, U		49, 74				BEARING, Strut Mount, Upper Spring Seat Bearing
4	05085461AB	2	J, T, U		49, 74				MOUNT, StrutUpper
5	05105822AA	2	J, T, U		49, 74				ISOLATOR, SpringUpper
6	05085403AD	2	J, T, U		49, 74				SEAT, SpringUpper
7	05085405AB	2	J, T, U		49				ISOLATOR, Spring Lower
		2			74				
8	05105174AF	1	J, T, U		49, 74				STRUT, Front Suspension [SDF], Right
		1			49, 74				
		1			49				
		1			74				
		1			49				
		1			74				
9	06505232AA	4	J, T, U		49, 74				NUT, Strut to Knuckle, Mounting
10	06508262AA	4	J, T, U		49, 74				BOLT, Strut to Knuckle, Mounting
11	06104719AA	2	J, T, U		49				NUT, Hex Flange Lock, M14x1.50 LCA to Rear Crossmember
		2			74				
12	05085702AI	1	J, T, U		49, 74				KNUCKLE AND HUB, Front [BRF,BR1], Right
		1			49, 74				
		1			49, 74				
		1			49, 74				
13	06104264AA	2	J, T, U		49				SCREW, Hex Head LCA to Rear Crossmember
		2			74				

COMPASS/PATRIOT (MK)		BODY	ENGINE	TRANSMISSION
SERIES	LINE			
H = HIGHLINE	T = JEEP - 2WD	49 = HATCHBACK TYPE #2	ECE = 2.0L 4 Cyl DOHC DPF Diesel Engine	DEF = 6-Speed Manual Aisin BG6 Trans
L = LOWLINE	J = JEEP - 4WD	74 = SPORT UTILITY 4-DR TYPE #4	ED3 = 2.4L 4 Cyl DOHC 16V Dual VVT Engine	DD7 = 5-Speed Manual T355 Transmission
P = PREMIUM	U = JEEP - 4WD (RHD)		ECD = 2.0L 4 Cyl DOHC Diesel 16V Engine	DAV = Continuously Variable Transaxle II
			ECN = 2.0L 4 Cyl DOHC 16V Dual VVT Engine	DAW = Cont.Var. w/Off-Rd Crawl Ratio Trans

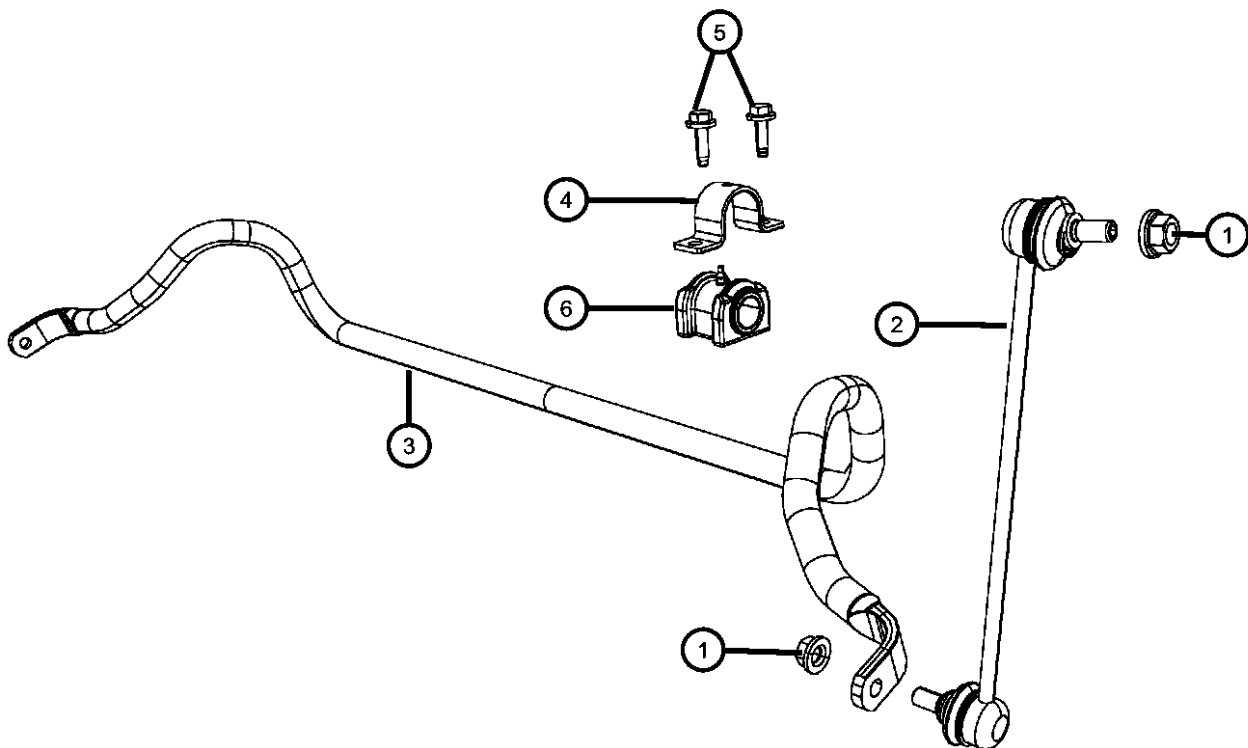
Suspension, Front
Figure 2-105



ITEM	PART NUMBER	QTY	LINE	SERIES	BODY	ENGINE	TRANS	TRIM	DESCRIPTION
14	06104711AA	2	J, T, U		49, 74				NUT, M12, Knuckle to LCA, Mounting
15	06104240AA	2	J, T, U		49, 74				BOLT, Hex Flange Head, Knuckle to LCA, Mounting
16									ARM, Lower Control, Front
	05105040AB	1	J, T, U		49, 74				Right
	05105041AB	1	J, T, U		49, 74				Left
17	06508844AA	4	J, T, U		49, 74				BOLT, Hex Head, LCA to Crossmember, Mounting
18									BUMPER, Jounce
	05105543AD	2	J, T, U		49				Dust Shield
		2	J, T, U		74				Dust Shield
-19									BOLT PACKAGE, Camber Adjustment
	05019074AA	4	J, T, U		49				
		4	J, T, U		74				
20									SPRING, Front Coil
	05105863AC	1	J, T, U		49				[ZFC,ZUC]
		1	J, T, U		74				[ZFC,ZUC]
	05105864AC	1	J, T, U		49				[ZFD,ZUD]
		1	J, T, U		74				[ZFD,ZUD]
	05105865AC	1	J, T, U		49				[ZFE,ZUE]
		1	J, T, U		74				[ZFE,ZUE]
	05105866AC	1	J, T, U		49				[ZFF,ZUF]
		1	J, T, U		74				[ZFF,ZUF]
	05105867AC	1	J, T, U		49				[ZFG,ZUG]
		1	J, T, U		74				[ZFG,ZUG]
	05105868AC	1	J, T, U		49				[ZFH,ZUH]
		1	J, T, U		74				[ZFH,ZUH]
	05105869AC	1	J, T, U		49				[ZFJ,ZUJ]
		1	J, T, U		74				[ZFJ,ZUJ]

COMPASS/PATRIOT (MK)		BODY		ENGINE	TRANSMISSION
SERIES	LINE				
H = HIGHLINE	T = JEEP - 2WD	49 = HATCHBACK TYPE #2		ECE = 2.0L 4 Cyl DOHC DPF Diesel Engine	DEF = 6-Speed Manual Aisin BG6 Trans
L = LOWLINE	J = JEEP - 4WD	74 = SPORT UTILITY 4-DR TYPE #4		ED3 = 2.4L 4 Cyl DOHC 16V Dual VVT Engine	DD7 = 5-Speed Manual T355 Transmission
P = PREMIUM	U = JEEP - 4WD (RHD)			ECD = 2.0L 4 Cyl DOHC Diesel 16V Engine	DAV = Continuously Variable Transaxle II
				ECN = 2.0L 4 Cyl DOHC 16V Dual VVT Engine	DAW = Cont.Var. w/Off-Rd Crawl Ratio Trans

Stabilizer Bar, Front
Figure 2-205



ITEM	PART NUMBER	QTY	LINE	SERIES	BODY	ENGINE	TRANS	TRIM	DESCRIPTION
1	06508961AA	4	J, T, U		49, 74				NUT & WASHER, Hex, M10 X 1.25
2	05174185AB	2	J, T, U		49, 74				LINK PACKAGE, Stabilizer Bar, Contains 1-Link and 2-Nuts
3	05105101AA	1	J, T, U		49, 74				BAR, Front Sway
4									RETAINER, Stabilizer Bar Grommet
	05105566AA	2	J, T, U		49				
		2	J, T, U		74				
5	06104388AA	4	J, T, U		49, 74				SCREW, Hex Head, M8x1.25x30
6	05105103AC	2	J, T, U		49, 74				CUSHION, Sway Eliminator

COMPASS/PATRIOT (MK)					
SERIES	LINE	BODY	ENGINE	TRANSMISSION	
H = HIGHLINE	T = JEEP - 2WD	49 = HATCHBACK TYPE #2	ECE = 2.0L 4 Cyl DOHC DPF Diesel Engine	DEF = 6-Speed Manual Aisin BG6 Trans	
L = LOWLINE	J = JEEP - 4WD	74 = SPORT UTILITY 4-DR TYPE #4	ED3 = 2.4L 4 Cyl DOHC 16V Dual VVT Engine	DD7 = 5-Speed Manual T355 Transmission	
P = PREMIUM	U = JEEP - 4WD (RHD)		ECD = 2.0L 4 Cyl DOHC Diesel 16V Engine	DAV = Continuously Variable Transaxle II	
			ECN = 2.0L 4 Cyl DOHC 16V Dual VVT Engine	DAW = Cont.Var. w/Off-Rd Crawl Ratio Trans	

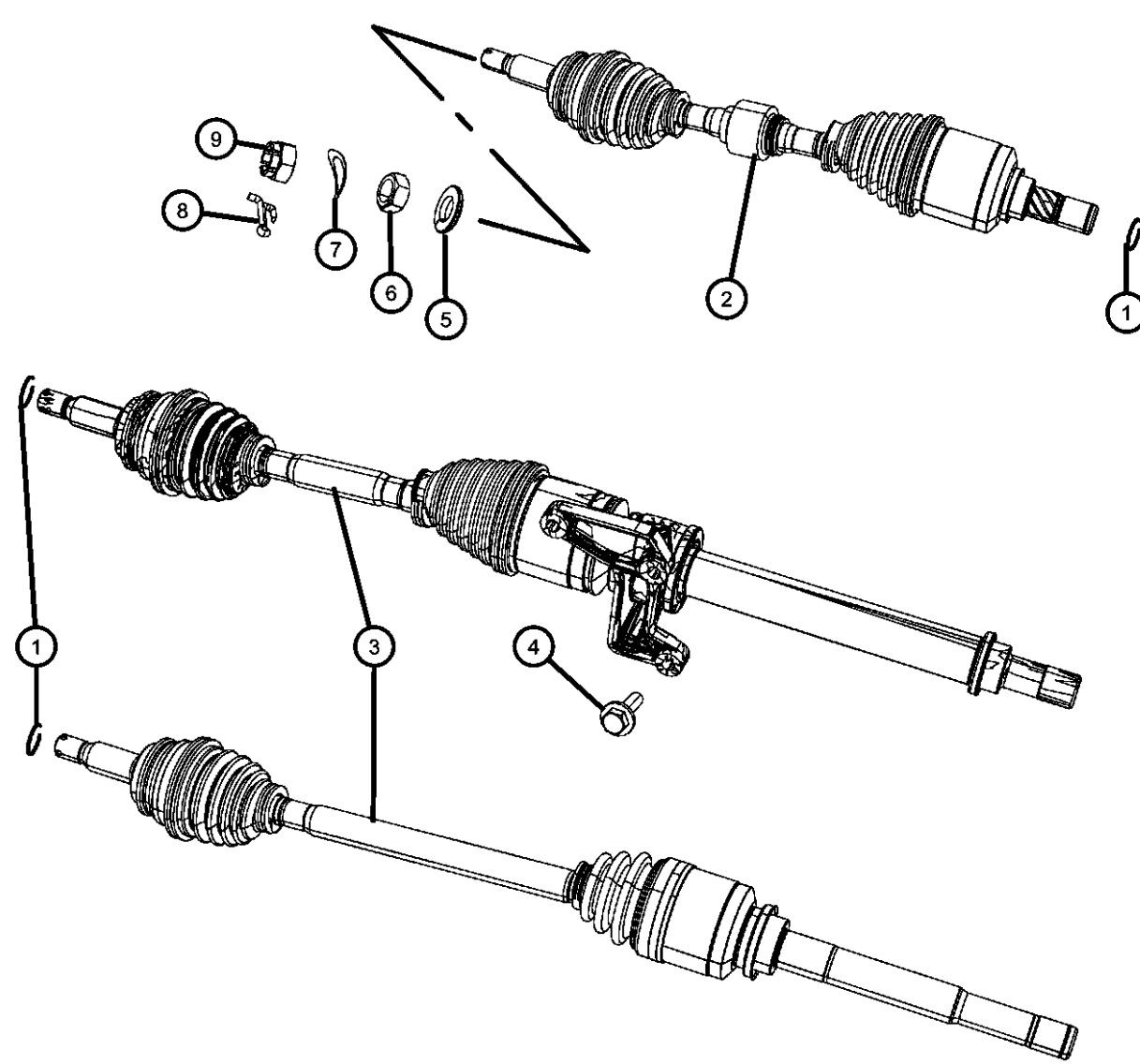
Group - 0035I4

Four Wheel Drive; Differential and Drive Line

Illustration Title	Group-Fig. No.
Front Axle Drive Shafts	
Shafts, Front Axle	Fig. 0035I4 - 310
Drive Shaft	
Shaft, Drive	Fig. 0035I4 - 620
Rear Axle Assembly	
Axle Assembly.....	Fig. 0035I4 - 705
Rear Axle; Housing, Differential and Vent	
Rear Axle Mounting	Fig. 0035I4 - 880
Rear Axle Shafts	
Shafts,Rear,Axle	Fig. 0035I4 - 905

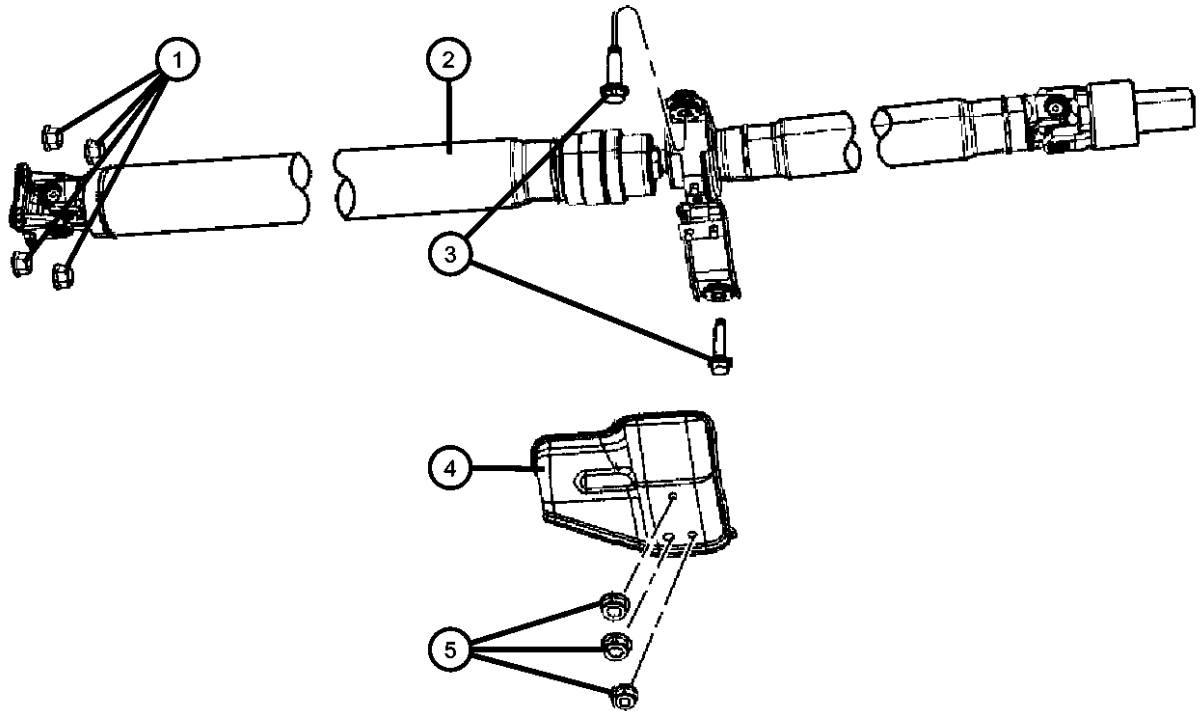
0035I4-300 Front Axle Drive Shafts	0035I4-600 Drive Shaft	0035I4-700 Rear Axle Assembly	0035I4-800 Rear Axle; Housing, Differential and Vent
0035I4-900 Rear Axle Shafts			

Shafts, Front Axle
Figure 003514-310

	ITEM	PART NUMBER	QTY	LINE	SERIES	BODY	ENGINE	TRANS	TRIM	DESCRIPTION
	1									CIRCLIP, Half Shaft
		05189156AA	1	J, T, U		49				
			1	J, T, U		74				
		05189157AA	1	J, T, U		49, 74				
	2									SHAFT, Axle Half
		05085220AB	1	J, T, U		49				Left
			1	J, T, U		74				Left
		05085224AB	1	J, T, U		49, 74				[ECD,ECE], Left
	3									SHAFT, Axle Half
		05085250AC	1	J, U		49				Right
			1	J, U		74				Right
		05105649AC	1	T		49, 74				[DD7], Right
		05105658AC	1	T		49, 74				[DAV,DAW], Right
		05273438AD	1	J, U		49, 74				[ED3], Right
	4	06102210AA	3	T		49, 74				BOLT AND CONED WASHER, Hex Head, M10X1.50X40.00, Halfshaft Bracket to Engine Block, Mounting
	5	06503352	2	J, T, U		49, 74				WASHER, Flat, M23x38.0x405
	6	06503685	2	J, T, U		49, 74				NUT
	7	05212684	2	J, T, U		49, 74				WASHER, Wave
	8	05212684	2							PIN, Cotter, 4x30, (NOT SERVICED)
	9	05212525	2	J, T, U		49, 74				LOCK, Hub Nut

COMPASS/PATRIOT (MK)		BODY	ENGINE	TRANSMISSION
SERIES	LINE			
H = HIGHLINE	T = JEEP - 2WD	49 = HATCHBACK TYPE #2	ECE = 2.0L 4 Cyl DOHC DPF Diesel Engine	DEF = 6-Speed Manual Aisin BG6 Trans
L = LOWLINE	J = JEEP - 4WD	74 = SPORT UTILITY 4-DR TYPE #4	ED3 = 2.4L 4 Cyl DOHC 16V Dual VVT Engine	DD7 = 5-Speed Manual T355 Transmission
P = PREMIUM	U = JEEP - 4WD (RHD)		ECD = 2.0L 4 Cyl DOHC Diesel 16V Engine	DAV = Continuously Variable Transaxle II
			ECN = 2.0L 4 Cyl DOHC 16V Dual VVT Engine	DAW = Cont.Var. w/Off-Rd Crawl Ratio Trans

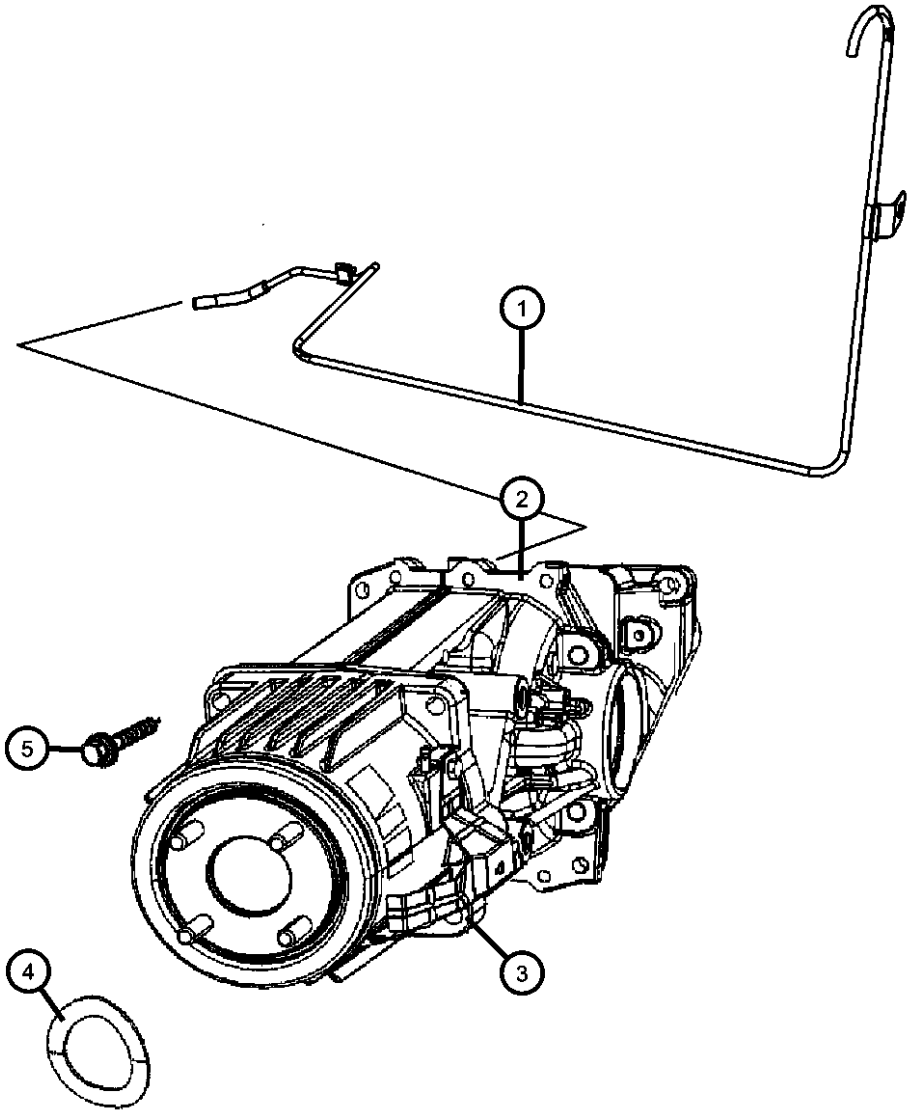
Shaft, Drive
 Figure 003514-620



ITEM	PART NUMBER	QTY	LINE	SERIES	BODY	ENGINE	TRANS	TRIM	DESCRIPTION
1	05105715AA	4	J, U		49, 74				NUT, Locking, Drive Shaft to ECC, Mounting
2	05273310AB	1	J, U		49, 74				SHAFT, Drive, Rear
3	06104422AA	2	J, U		49, 74				BOLT AND WASHER, Hex Head, Drive Shaft Center Bearing to Body, Mounting
4									SHIELD, Heat
	05160314AA	1	J, T, U		49				[ECE]
	68004328AB	1	J, T, U		49				
	05105640AA	1	J, U		49				
		1	J, U		74				
5	06104716AA	3	J, T, U		49, 74				NUT, Hex Flange Lock, M8X1.25

COMPASS/PATRIOT (MK)				
SERIES	LINE	BODY	ENGINE	TRANSMISSION
H = HIGHLINE	T = JEEP - 2WD	49 = HATCHBACK TYPE #2	ECE = 2.0L 4 Cyl DOHC DPF Diesel Engine	DEF = 6-Speed Manual Aisin BG6 Trans
L = LOWLINE	J = JEEP - 4WD	74 = SPORT UTILITY 4-DR TYPE #4	ED3 = 2.4L 4 Cyl DOHC 16V Dual VVT Engine	DD7 = 5-Speed Manual T355 Transmission
P = PREMIUM	U = JEEP - 4WD (RHD)		ECD = 2.0L 4 Cyl DOHC Diesel 16V Engine	DAV = Continuously Variable Transaxle II
			ECN = 2.0L 4 Cyl DOHC 16V Dual VVT Engine	DAW = Cont.Var. w/Off-Rd Crawl Ratio Trans

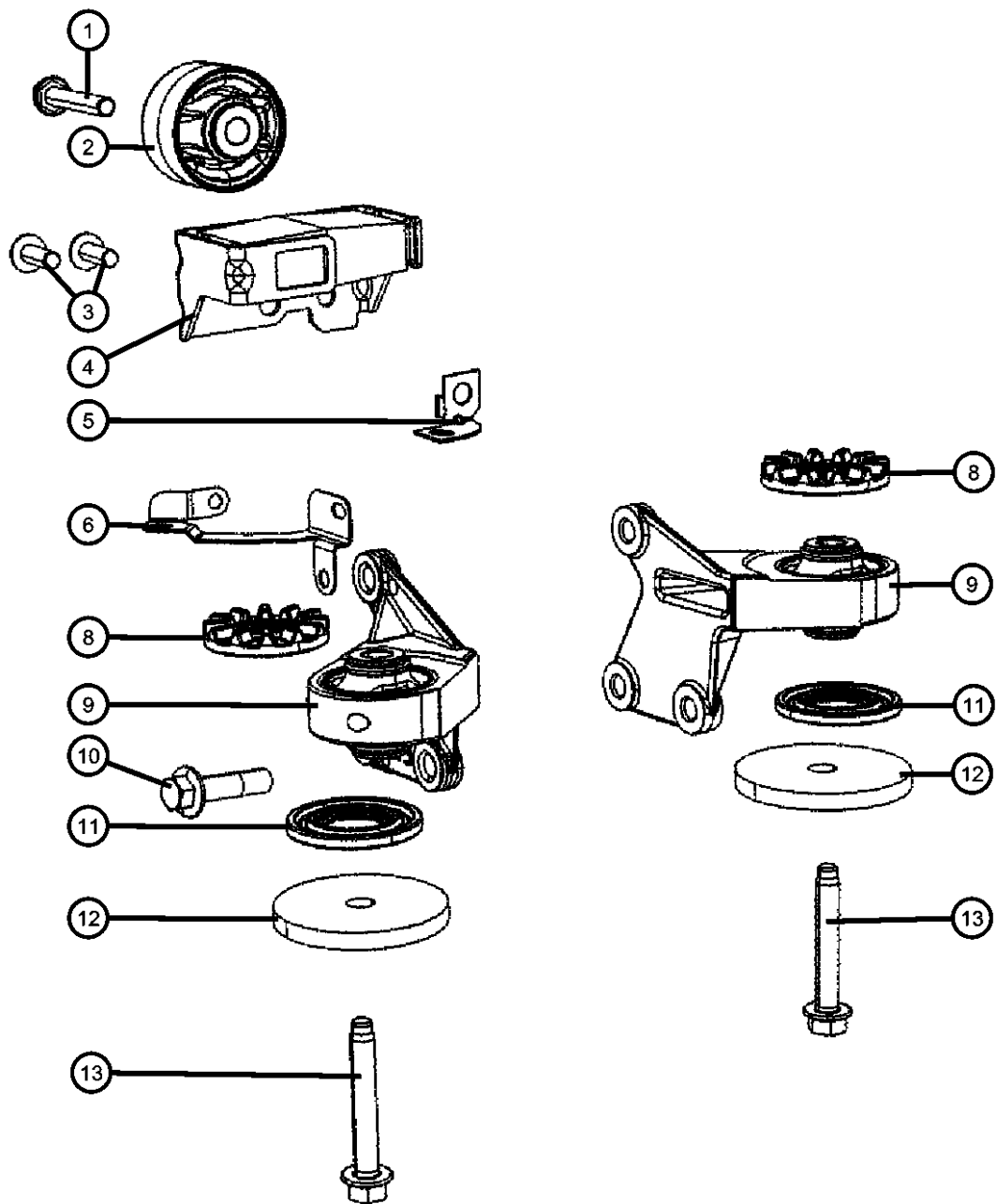
Axle Assembly
Figure 003514-705



ITEM	PART NUMBER	QTY	LINE	SERIES	BODY	ENGINE	TRANS	TRIM	DESCRIPTION
1	05273394AC	1	J, U		74				VENT ASSY, Rear diff
2									DIFFERENTIAL, Rear Axle
	3501A058	1	J		74				[DAW]
	3501A115	1	J, U		49, 74				[DAV,DD7]
		1	J, U		49, 74				[DEF]
3									COUPLING, Electric Clutch
	05157017AA	1	J, U		49, 74				[DAW]
	3570A007	1	J, U		49, 74				[DAV,DD7]
		1	J, U		49, 74				[DEF]
4	05105681AA	1	J, U		49, 74				WASHER, Differential
5									SCREW, Hex Flange Head, M10X1.25X40.00
	06508246AA	4	J, U		49				
		4	J, U		74				
-6	05157021AA	1	J, U		74				CLIP, Vent Tube

COMPASS/PATRIOT (MK)					
SERIES	LINE	BODY	ENGINE	TRANSMISSION	
H = HIGHLINE	T = JEEP - 2WD	49 = HATCHBACK TYPE #2	ECE = 2.0L 4 Cyl DOHC DPF Diesel Engine	DEF = 6-Speed Manual Aisin BG6 Trans	
L = LOWLINE	J = JEEP - 4WD	74 = SPORT UTILITY 4-DR TYPE #4	ED3 = 2.4L 4 Cyl DOHC 16V Dual VVT Engine	DD7 = 5-Speed Manual T355 Transmission	
P = PREMIUM	U = JEEP - 4WD (RHD)		ECD = 2.0L 4 Cyl DOHC Diesel 16V Engine	DAV = Continuously Variable Transaxle II	
			ECN = 2.0L 4 Cyl DOHC 16V Dual VVT Engine	DAW = Cont.Var. w/Off-Rd Crawl Ratio Trans	

Rear Axle Mounting
Figure 003514-880

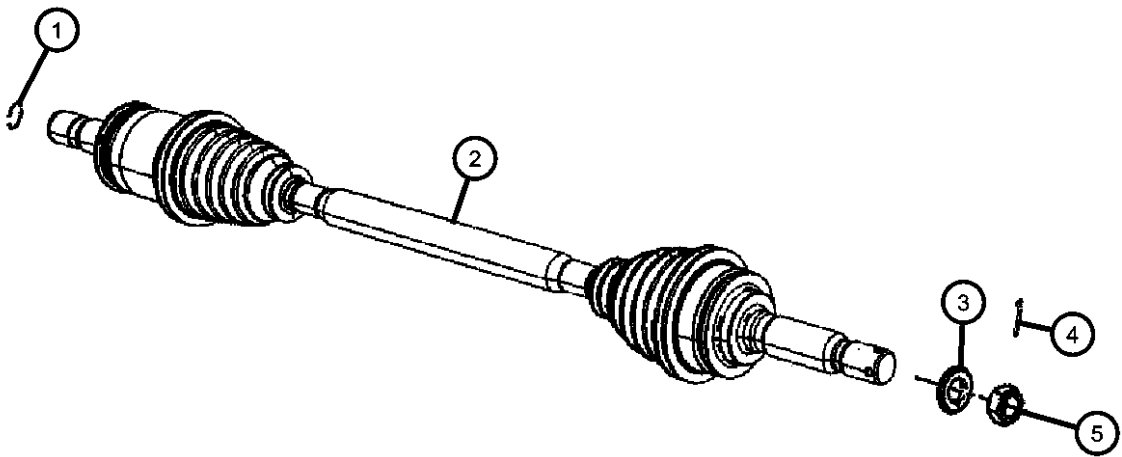


ITEM	PART NUMBER	QTY	LINE	SERIES	BODY	ENGINE	TRANS	TRIM	DESCRIPTION
1	06104265AA	1	J, U		49, 74				BOLT, Hex Flange Head, M14x1.50x90.00, Rear Differential Isolator, Mounting
2	05105309AA	1	J, U		49, 74				ISOLATOR, Rear Differential-Mounting
3	06508185AA	2	J, U		49, 74				BOLT, Hex Flange Head, M10x1.25x30.00, Damper to RDA
4	05273464AA	1	J, U		49, 74				DAMPER, Axle
5	05273453AA	1	J, U		49, 74				BRACKET, Wiring
6	05105670AA	1	J, U		49				BRACKET, Wiring
-7	05073824AA	2	J, U		49, 74				BOLT
8	05105529AA	2	J, U		49, 74				ISOLATOR, Rear DifferentialUpper
9	05273442AA	1	J, U		49, 74				ISOLATOR AND BRACKET, Rear Differential Front Right
	05273443AA	1	J, U		49, 74				Front Left
10	06508986AA	6	J, U		49				BOLT, Hex Head
		6	J, U		74				
11	05273448AA	2	J, U		49, 74				CUSHION, DifferentialUpper
12	05105833AB	2	J, U		49, 74				CUSHION, Differential, Weight, Lower
13	06105085AA	2	J, U		49, 74				BOLT, RDA Front Mount to Front Crossmember, Mounting

COMPASS/PATRIOT (MK)		BODY	ENGINE	TRANSMISSION
SERIES	LINE			
H = HIGHLINE	T = JEEP - 2WD	49 = HATCHBACK TYPE #2	ECE = 2.0L 4 Cyl DOHC DPF Diesel Engine	DEF = 6-Speed Manual Aisin BG6 Trans
L = LOWLINE	J = JEEP - 4WD	74 = SPORT UTILITY 4-DR TYPE #4	ED3 = 2.4L 4 Cyl DOHC 16V Dual VVT Engine	DD7 = 5-Speed Manual T355 Transmission
P = PREMIUM	U = JEEP - 4WD (RHD)		ECD = 2.0L 4 Cyl DOHC Diesel 16V Engine	DAV = Continuously Variable Transaxle II
			ECN = 2.0L 4 Cyl DOHC 16V Dual VVT Engine	DAW = Cont.Var. w/Off-Rd Crawl Ratio Trans

Shafts,Rear,Axle
Figure 003514-905

ITEM	PART NUMBER	QTY	LINE	SERIES	BODY	ENGINE	TRANS	TRIM	DESCRIPTION
1	05189155AA	1	J, U		49, 74				CIRCLIP, Half ShaftRight or Left
2									SHAFT, Axle Half
	05085141AB	1	J, U		49, 74				Left
	05085240AB	1	J, U		49, 74				Right
3	06503352	2	J, T, U		49, 74				WASHER, Flat, M23x38.0x405
4									PIN, Split
	04749175AA	2	J, U		49				
		2	J, U		74				
5									NUT
	06503685	2	J, T, U		49				
		2	J, T, U		74				



COMPASS/PATRIOT (MK)				
SERIES	LINE	BODY	ENGINE	TRANSMISSION
H = HIGHLINE	T = JEEP - 2WD	49 = HATCHBACK TYPE #2	ECE = 2.0L 4 Cyl DOHC DPF Diesel Engine	DEF = 6-Speed Manual Aisin BG6 Trans
L = LOWLINE	J = JEEP - 4WD	74 = SPORT UTILITY 4-DR TYPE #4	ED3 = 2.4L 4 Cyl DOHC 16V Dual VVT Engine	DD7 = 5-Speed Manual T355 Transmission
P = PREMIUM	U = JEEP - 4WD (RHD)		ECD = 2.0L 4 Cyl DOHC Diesel 16V Engine	DAV = Continuously Variable Transaxle II
			ECN = 2.0L 4 Cyl DOHC 16V Dual VVT Engine	DAW = Cont.Var. w/Off-Rd Crawl Ratio Trans

AR = use ase required - = Non illustrated part

Group - 0035ZU

Front Wheel Drive; Differential and Drive Line

Group - 0035ZU Front Wheel Drive; Differential and Drive Line

Illustration Title

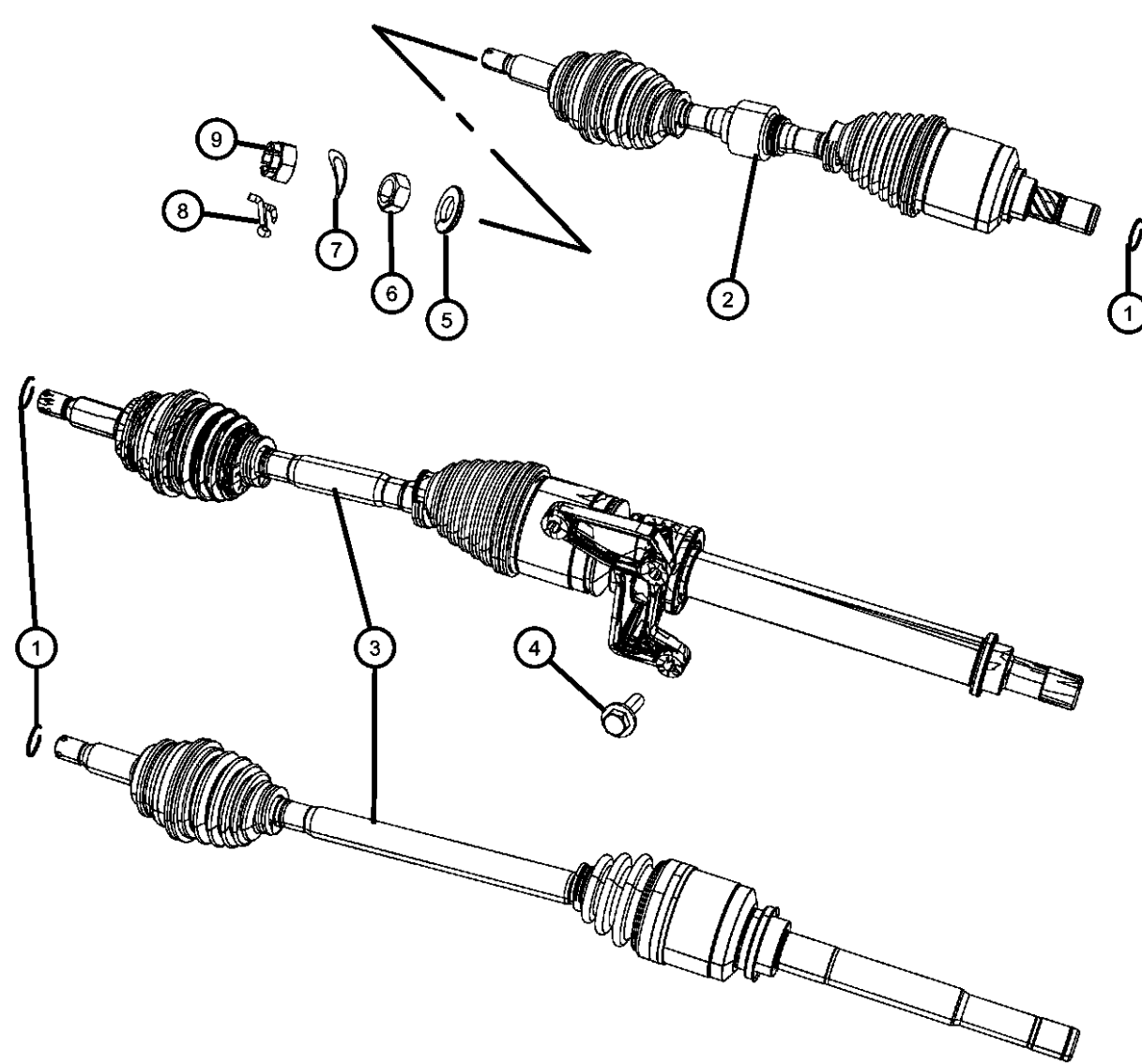
Group-Fig. No.

Front Axle Drive Shafts

Shafts, Front Axle Fig. 0035ZU - 310

0035ZU-300 Front Axle Drive Shafts			
--	--	--	--

Shafts, Front Axle
Figure 0035ZU-310

	ITEM	PART NUMBER	QTY	LINE	SERIES	BODY	ENGINE	TRANS	TRIM	DESCRIPTION
	1									CIRCLIP, Half Shaft
		05189156AA	1	J, T, U		49				
			1	J, T, U		74				
		05189157AA	1	J, T, U		49, 74				
	2									SHAFT, Axle Half
		05085220AB	1	J, T, U		49				Left
		05085224AB	1	J, T, U		49, 74				[ECD,ECE], Left
			1	J, T, U		74				Left
	3									SHAFT, Axle Half
		05085250AC	1	J, U		49				Right
			1	J, U		74				Right
		05105649AC	1	T		49, 74				[DD7], Right
		05105658AC	1	T		49, 74				[DAV,DAW], Right
		05273438AD	1	J, U		49, 74				[ED3], Right
	4	06102210AA	3	T		49, 74				BOLT AND CONED WASHER, Hex Head, M10X1.50X40.00
	5	06503352	2	J, T, U		49, 74				WASHER, Flat, M23x38.0x405
	6	06503685	2	J, T, U		49, 74				NUT
	7	05212684	2	J, T, U		49, 74				WASHER, Wave
	8	05212684	2							PIN, Cotter, 4x30, (NOT SERVICED)
	9	05212525	2	J, T, U		49, 74				LOCK, Hub Nut

COMPASS/PATRIOT (MK)		BODY	ENGINE	TRANSMISSION
SERIES	LINE			
H = HIGHLINE	T = JEEP - 2WD	49 = HATCHBACK TYPE #2	ECE = 2.0L 4 Cyl DOHC DPF Diesel Engine	DEF = 6-Speed Manual Aisin BG6 Trans
L = LOWLINE	J = JEEP - 4WD	74 = SPORT UTILITY 4-DR TYPE #4	ED3 = 2.4L 4 Cyl DOHC 16V Dual VVT Engine	DD7 = 5-Speed Manual T355 Transmission
P = PREMIUM	U = JEEP - 4WD (RHD)		ECD = 2.0L 4 Cyl DOHC Diesel 16V Engine	DAV = Continuously Variable Transaxle II
			ECN = 2.0L 4 Cyl DOHC 16V Dual VVT Engine	DAW = Cont.Var. w/Off-Rd Crawl Ratio Trans

AR = use ase required - = Non illustrated part

Group - 5

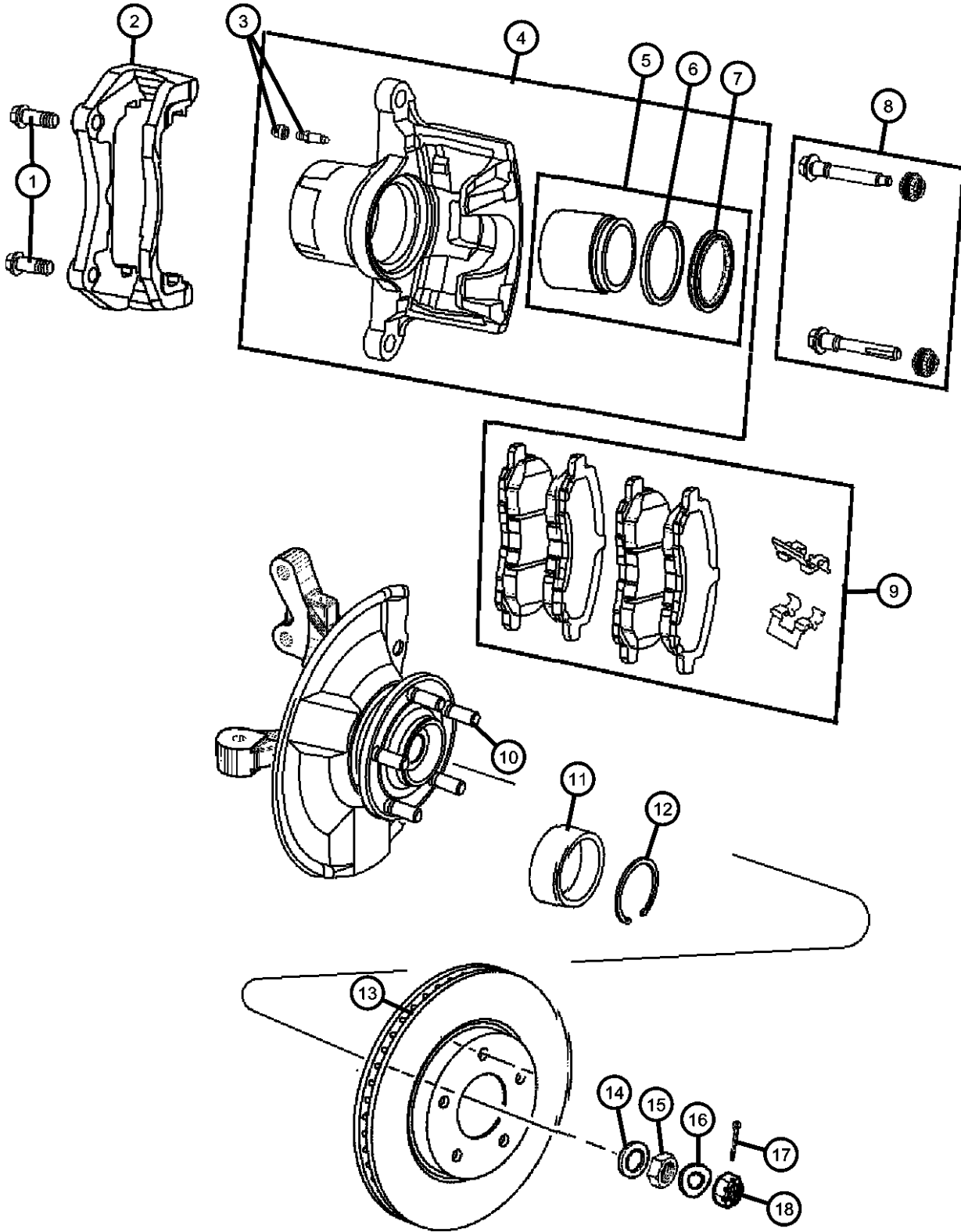
Brakes

Group - 5 Brakes

Illustration Title	Group-Fig. No.
Front Brakes	
Brakes, Front	Fig. 5 - 110
Rear Brakes	
Brakes, Rear, Disc,FWD/RWD/AWD	Fig. 5 - 205
Power Brake Booster	
Booster,Vacuum Power Brake	Fig. 5 - 305
Brake Master Cylinder	
Master Cylinder.....	Fig. 5 - 405
Hydraulic Control Unit, Brake Tubes and Hoses	
Brake Tubes,Front	Fig. 5 - 515
Brake Tubes,Rear.....	Fig. 5 - 520
Brake Pedals	
Pedal,Brake,Auto Trans	Fig. 5 - 605
Parking Brake Lever, Cables, and Rear Disc Park Brake Assembly	
Park Brake Lever and Cables,Front	Fig. 5 - 705
Park Brake Assembly,Rear Disc.....	Fig. 5 - 725

005-100 Front Brakes	005-200 Rear Brakes	005-300 Power Brake Booster	005-400 Brake Master Cylinder
005-500 Hydraulic Control Unit, Brake Tubes and Hoses	005-600 Brake Pedals	005-700 Parking Brake Lever, Cables, and Rear Disc Park Brake Assembly	

Brakes, Front Figure 5-110



ITEM	PART NUMBER	QTY	LINE	SERIES	BODY	ENGINE	TRANS	TRIM	DESCRIPTION
1									BOLT, Hex Flange Head, M12x1.50x25.00
	06104233AA	4	J, T, U		49				
		4	J, T, U		74				
2									ADAPTER, Disc Brake Caliper
	05191228AA	1	J, T, U		74				
		1	J, T, U		49				
3	05191242AA	1	J, T, U		49, 74				BLEEDER SCREW, Brake
4									CALIPER, Disc Brake
	05191238AA	1	J, T, U		49, 74				Right
	05191239AA	1	J, T, U		49, 74				Left
5	05191212AA	1	J, T, U		49, 74				PISTON KIT, Front Brake
6	05191241AA	1	J, T, U		49, 74				SEAL KIT, Caliper
7	05191240AA	1	J, T, U		49, 74				BOOT KIT, Disc brake
8	05191272AA	1	J, T, U		49, 74				PIN, Caliper
9	05191217AA	1	J, T, U		49, 74				PAD KIT, Front Disc Brake, [BR1]
10	MU159002	5	J, T, U		49, 74				BOLT, HubRight or Left
11	05105586AA	1	J, T, U		49, 74				BEARING, WheelRight or Left
12	MB303868	1	J, T, U		49, 74				SNAP RING, Wheel HubRight or Left
13	05105514AA	2	J, T, U		49, 74				ROTOR, Brake
14	06503352	2	J, T, U		49, 74				WASHER, Flat, M23x38.0x405
15	06503685	2	J, T, U		49, 74				NUT
16	05212684	2	J, T, U		49, 74				WASHER, Wave
17									PIN, Cotter, 4x30
	MF472085	2	J, T, U		49				
		2	J, T, U		74				
18	05212525	2	J, T, U		49, 74				LOCK, Hub Nut

COMPASS/PATRIOT (MK)

SERIES

H = HIGHLINE

L = LOWLINE

P = PREMIUM

T = JEEP - 2WD

J = JEEP - 4WD

U = JEEP - 4WD (RHD)

BODY

49 = HATCHBACK TYPE #2

74 = SPORT UTILITY 4-DR

TYPE #4

ENGINE

ECE = 2.0L 4 Cyl DOHC DPF

Diesel Engine

ED3 = 2.4L 4 Cyl D

Dual VVT Engine

ECD = 2.0L 4 Cyl

Diesel 16V Engine

ECN = 2.0L 4 Cyl E
Dual VVT Engine

Dual VVT Engine

TRANSMISSION

F DEF = 6-Speed Manual Aisin BG6

Trans

DD7 = 5-Speed Manual T355

Transmission

DAV = Continuously Variable

Transaxle II

DAW = Cont.Var. w/Off-Rd Crawl
Ratio Trans

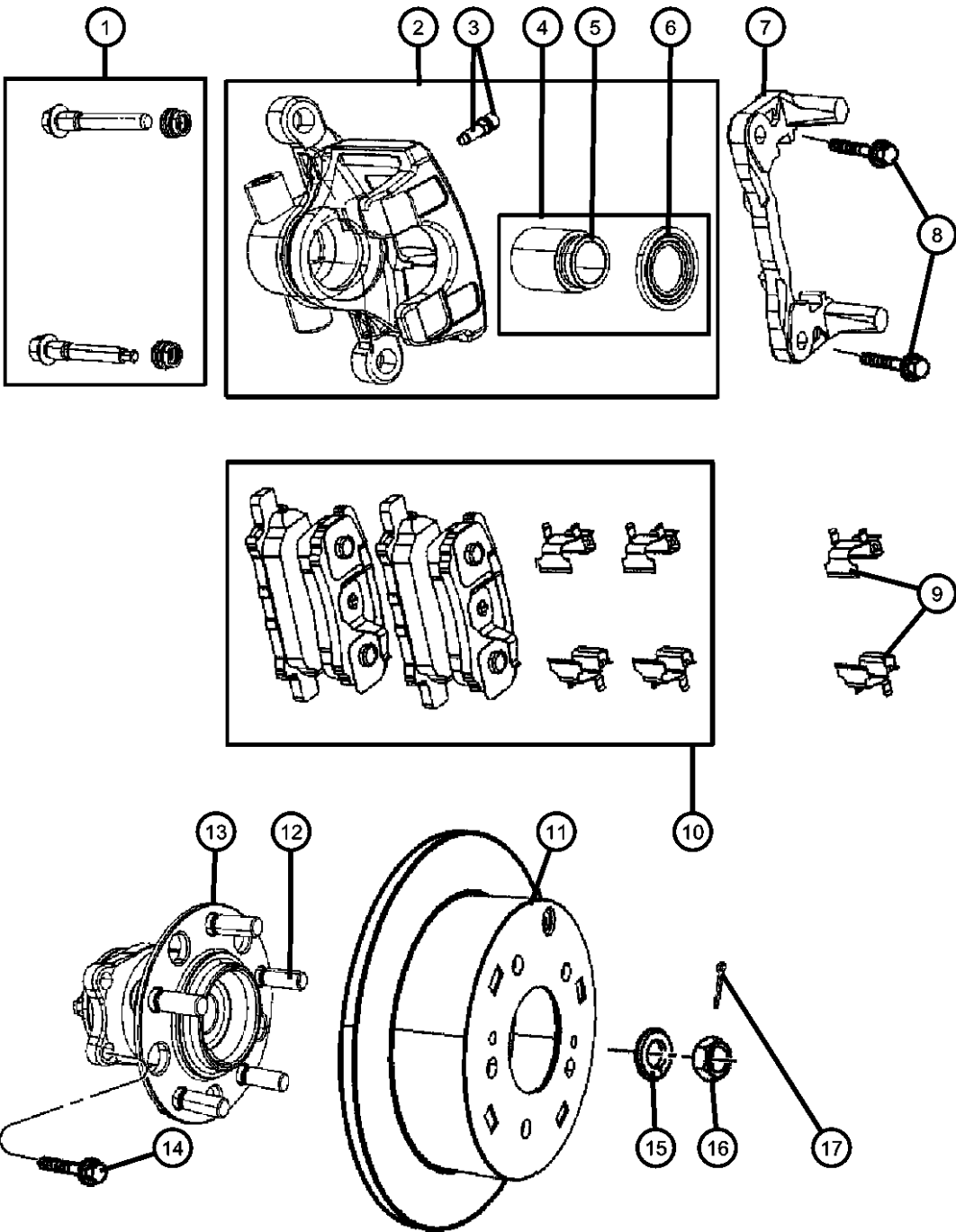
Ratio Trans

AR = use ase required - = Non illustrated part

2008 MK

<< RETURN TO GROUP INDEX

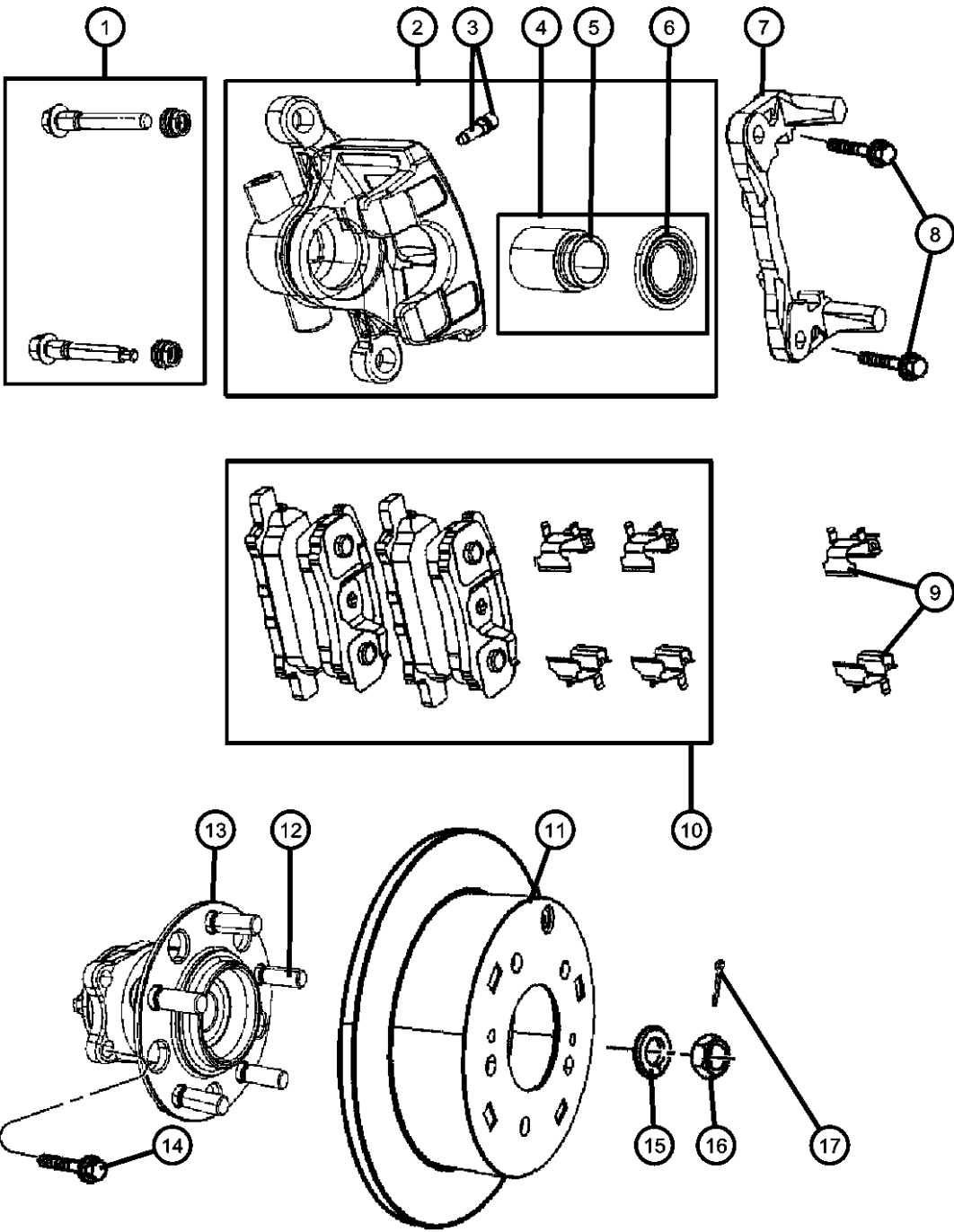
Brakes, Rear, Disc,FWD/RWD/AWD
Figure 5-205



ITEM	PART NUMBER	QTY	LINE	SERIES	BODY	ENGINE	TRANS	TRIM	DESCRIPTION
1	05191247AA	1	J, T, U		49, 74				PIN KIT, Disc Brake
2	05191267AA	1	J, T, U		49, 74				CALIPER, Disc Brake
	05191268AA	1	J, T, U		49, 74				Left
	05191269AA	1	J, T, U		49, 74				Right
3	05191285AA	1	J, T, U		49, 74				BLEEDER SCREW, Brake
4	05191246AA	1	J, T, U		49, 74				PISTON KIT, Rear Brake
5	05191270AA	1	J, T, U		49, 74				SEAL, Caliper Piston
6	05191269AA	1	J, T, U		49, 74				BOOT, Brake Piston
7	05191291AA	1	J, T, U		49				ADAPTER, Disc Brake Caliper
	68020254AA	1	J, T, U		49				[BR1]
		1	J, T, U		74				[BR1]
8	MU000335	4	J, T, U		49, 74				BOLT, Hex Head, Caliper to knuckle, Mounting
9	05191221AA	1	J, T, U		49, 74				CLIP, Brake Caliper
10	05191271AB	1	J, T, U		49				PAD KIT, Rear Disc Brake
	68028671AA	1	J, T, U		49				[BR1]
		1	J, T, U		74				[BR1]
11	04743999AA	2	J, T, U		49				ROTOR, Brake
	05105515AA	2	J, T, U		49				[BR1]
		2	J, T, U		74				[BR1]
12	MB911495	5	T		49, 74				STUD, Hub
		5	J, U		49, 74				
13	05105719AB	2	T		49, 74				HUB AND BEARING, Brake
	05105770AC	2	J, U		49, 74				
14									BOLT, Hex Flange Head, M12x1.25x30.50

COMPASS/PATRIOT (MK)		BODY		ENGINE	TRANSMISSION
SERIES	LINE				
H = HIGHLINE	T = JEEP - 2WD	49 = HATCHBACK TYPE #2		ECE = 2.0L 4 Cyl DOHC DPF Diesel Engine	DEF = 6-Speed Manual Aisin BG6 Trans
L = LOWLINE	J = JEEP - 4WD	74 = SPORT UTILITY 4-DR TYPE #4		ED3 = 2.4L 4 Cyl DOHC 16V Dual VVT Engine	DD7 = 5-Speed Manual T355 Transmission
P = PREMIUM	U = JEEP - 4WD (RHD)			ECD = 2.0L 4 Cyl DOHC Diesel 16V Engine	DAV = Continuously Variable Transaxle II
				ECN = 2.0L 4 Cyl DOHC 16V Dual VVT Engine	DAW = Cont.Var. w/Off-Rd Crawl Ratio Trans

Brakes, Rear, Disc,FWD/RWD/AWD
Figure 5-205



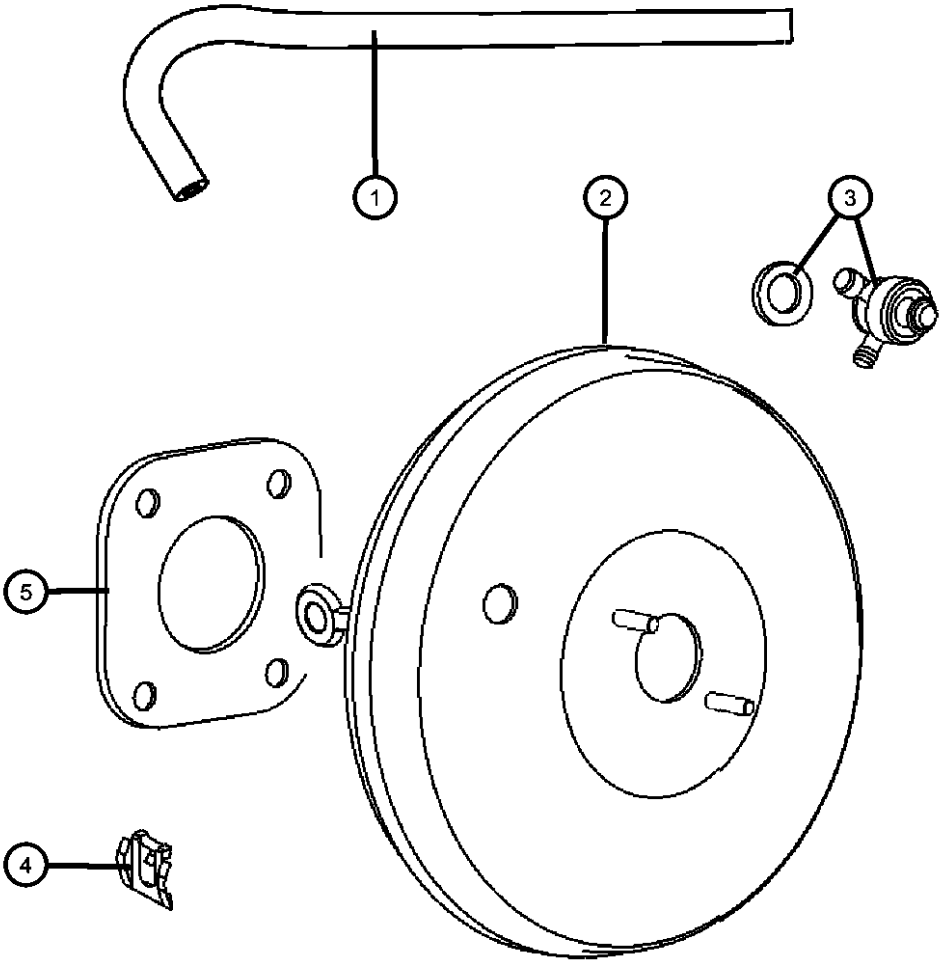
ITEM	PART NUMBER	QTY	LINE	SERIES	BODY	ENGINE	TRANS	TRIM	DESCRIPTION
	06509242AA	8	J, T, U		49				Hub and Bearing to Trailing Arm, Mounting
		8	J, T, U		74				Hub and Bearing to Trailing Arm, Mounting
15	06503352	2	J, T, U		49, 74				WASHER, Flat, M23x38.0x405
16	06503685	2	J, T, U		49, 74				NUT
17	MF472085	2	J, T, U		49				PIN, Cotter, 4x30
		2	J, T, U		74				

COMPASS/PATRIOT (MK)		BODY		ENGINE	TRANSMISSION
SERIES	LINE				
H = HIGHLINE	T = JEEP - 2WD	49 = HATCHBACK TYPE #2		ECE = 2.0L 4 Cyl DOHC DPF Diesel Engine	DEF = 6-Speed Manual Aisin BG6 Trans
L = LOWLINE	J = JEEP - 4WD	74 = SPORT UTILITY 4-DR TYPE #4		ED3 = 2.4L 4 Cyl DOHC 16V Dual VVT Engine	DD7 = 5-Speed Manual T355 Transmission
P = PREMIUM	U = JEEP - 4WD (RHD)			ECD = 2.0L 4 Cyl DOHC Diesel 16V Engine	DAV = Continuously Variable Transaxle II
				ECN = 2.0L 4 Cyl DOHC 16V Dual VVT Engine	DAW = Cont.Var. w/Off-Rd Crawl Ratio Trans

AR = use ase required - = Non illustrated part

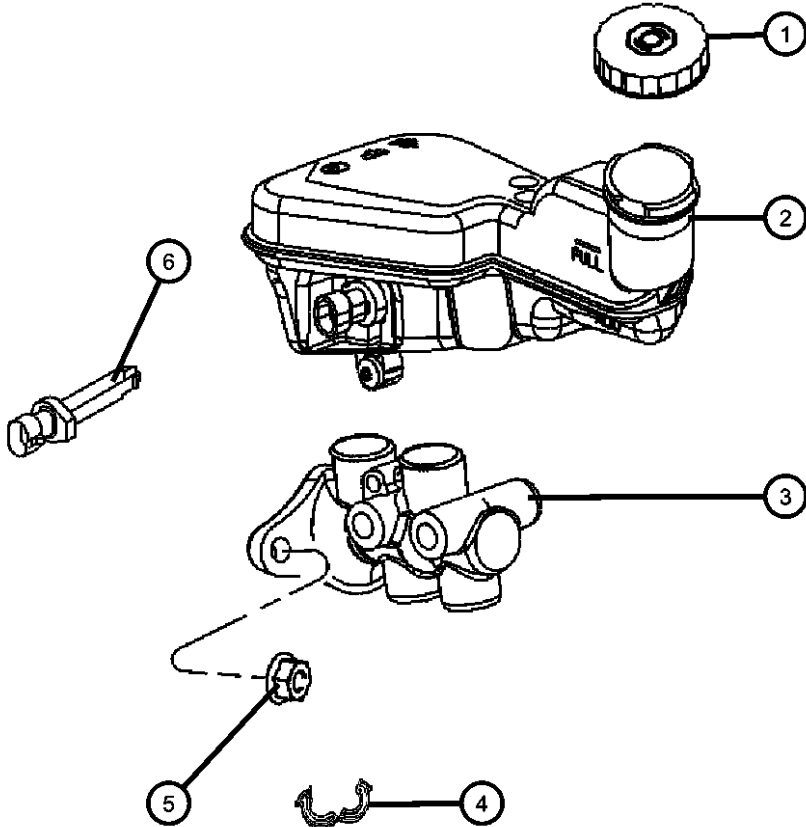
Booster,Vacuum Power Brake
Figure 5-305

ITEM	PART NUMBER	QTY	LINE	SERIES	BODY	ENGINE	TRANS	TRIM	DESCRIPTION
1									HOSE, Vacuum Supply
	05105153AE	1	J, T, U		49, 74				[ED3] Connector to Engine
	05105155AC	1	J, T, U		49, 74				[ECD] Connector to Engine
	05105156AD	1	J, T		49, 74				Booster to Connector
2									BOOSTER, Power Brake
	05175098AA	1	J, T		49, 74				
	05175707AA	1	U		49, 74				
3	05175096AA	1	U		49, 74				VALVE, Check
4	04294036	1	J, T, U		49, 74				CLIP
5	05175095AA	1	U		49, 74				GASKET, Booster To DashMounting

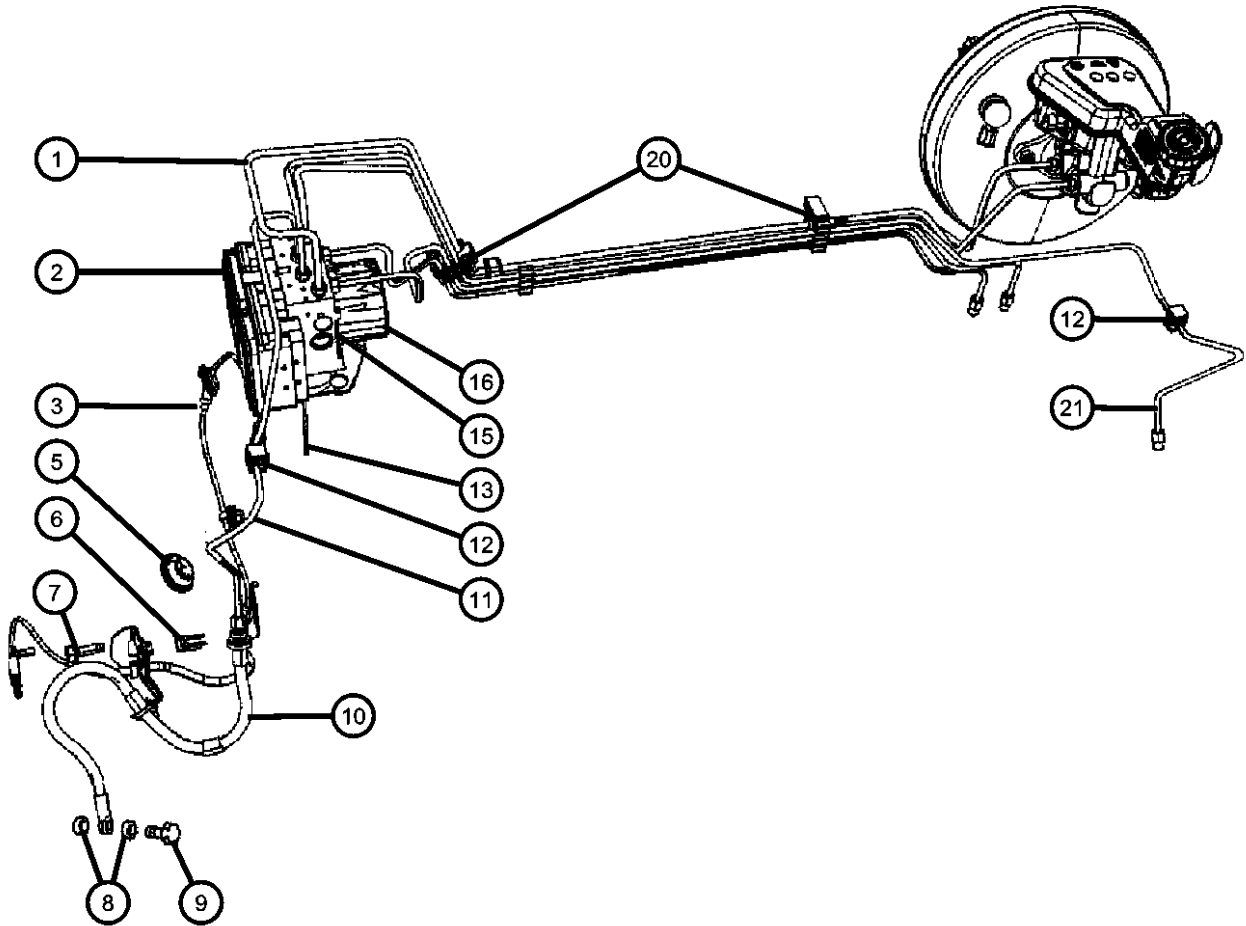


COMPASS/PATRIOT (MK)				
SERIES	LINE	BODY	ENGINE	TRANSMISSION
H = HIGHLINE	T = JEEP - 2WD	49 = HATCHBACK TYPE #2	ECE = 2.0L 4 Cyl DOHC DPF Diesel Engine	DEF = 6-Speed Manual Aisin BG6 Trans
L = LOWLINE	J = JEEP - 4WD	74 = SPORT UTILITY 4-DR TYPE #4	ED3 = 2.4L 4 Cyl DOHC 16V Dual VVT Engine	DD7 = 5-Speed Manual T355 Transmission
P = PREMIUM	U = JEEP - 4WD (RHD)		ECD = 2.0L 4 Cyl DOHC Diesel 16V Engine	DAV = Continuously Variable Transaxle II
			ECN = 2.0L 4 Cyl DOHC 16V Dual VVT Engine	DAW = Cont.Var. w/Off-Rd Crawl Ratio Trans

Master Cylinder
Figure 5-405

											ITEM	PART NUMBER	QTY	LINE	SERIES	BODY	ENGINE	TRANS	TRIM	DESCRIPTION
											1									CAP, Master Cylinder Reservoir
												05014518AA	1	J, T		49, 74				
													1	U		49, 74				
											2									RESERVOIR, Brake Master Cylinder
												05175091AA	1	J, T		49, 74				With Switch
												05175705AA	1	U		49, 74				With Switch
											3									MASTER CYLINDER, Brake
												05175093AA	1	J, T		49, 74				
												05175704AA	1	U		49, 74				
											4	05105902AB	1	J, T		49, 74				BLOCKER, Reservoir Blocker
											5									NUT AND WASHER KIT
												05175097AA	2	J, T		49, 74				Master Cylinder to Booster, Mounting
													1	U		49, 74				Master Cylinder to Booster, Mounting
											6	05175094AA	1	U		49, 74				SENSOR, Brake Fluid Level, Reservoir
COMPASS/PATRIOT (MK)																				
SERIES LINE																				
H = HIGHLINE T = JEEP - 2WD																				
L = LOWLINE J = JEEP - 4WD																				
P = PREMIUM U = JEEP - 4WD (RHD)																				
BODY																				
49 = HATCHBACK TYPE #2																				
74 = SPORT UTILITY 4-DR TYPE #4																				
ENGINE																				
ECE = 2.0L 4 Cyl DOHC DPF Diesel Engine																				
ED3 = 2.4L 4 Cyl DOHC 16V Dual VVT Engine																				
ECD = 2.0L 4 Cyl DOHC Diesel 16V Engine																				
ECN = 2.0L 4 Cyl DOHC 16V Dual VVT Engine																				
TRANSMISSION																				
DEF = 6-Speed Manual Aisin BG6 Trans																				
DD7 = 5-Speed Manual T355 Transmission																				
DAV = Continuously Variable Transaxle II																				
DAW = Cont.Var. w/Off-Rd Crawl Ratio Trans																				
AR = use ase required - = Non illustrated part																				
2008 MK																				

Brake Tubes,Front
Figure 5-515



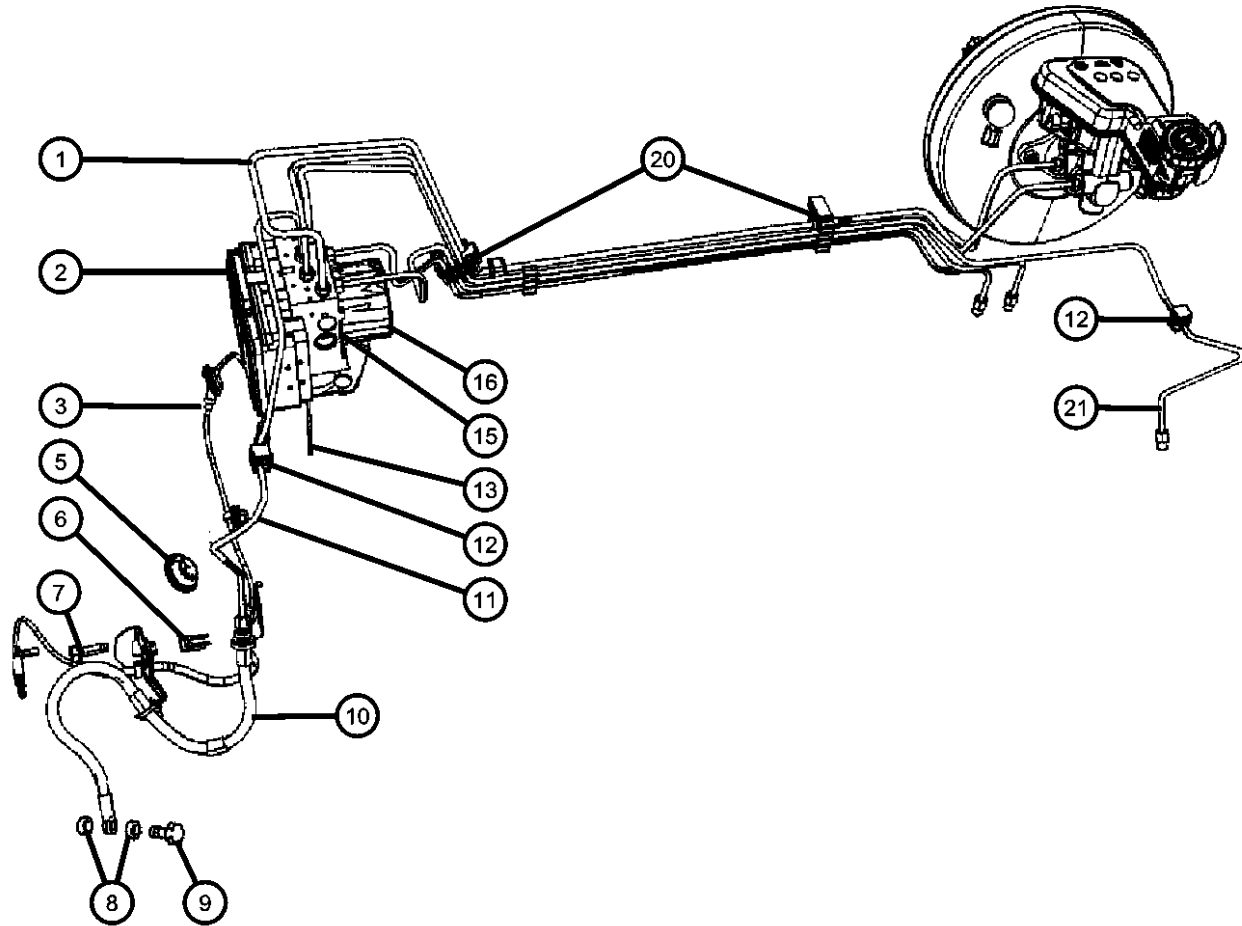
ITEM	PART NUMBER	QTY	LINE	SERIES	BODY	ENGINE	TRANS	TRIM	DESCRIPTION
1									TUBE BUNDLE, Brake
	05105417AF	1	J, T		49				
		1	J, T		74				
	05105418AF	1	U		49, 74				
	05105826AA	1	J, T		49, 74				
2									MODULE, Anti-Lock Brake System
	05191006AD	1	J, T		49				
		1	J, T		74				
3									SENSOR, Anti-Lock Brakes
	05105572AA	1	J, T, U		49, 74				Right
	05105573AA	1	J, T, U		49, 74				Left
-4	06105037AA	2	J, T, U		49, 74				BOLT, Hex Flange Head, ABS Sensor Head to Front Knuckle, Mounting
5	05105821AB	2	J, T, U		49, 74				GROMMET, Brake Line, Mounting
6	02208893	2	J, T, U		49, 74				LOCK, Brake Hose
7									SCREW, Hex Flange Head, M8x1.25x25.00
	06105049AA	2	J, T, U		49, 74				ABS Sensor to Strut Bracket
		2	J, T, U		49, 74				ABS Sensor to Strut Bracket, Mounting
8	06502114	4	J, T, U		49, 74				WASHER, Brake HoseMounting
9	MR249625	2	J, T, U		49, 74				BOLT, Banjo, Brake Hose to Caliper, Mounting
10									HOSE, Brake
	05105603AC	1	J, T, U		49, 74				Left
	05105604AC	1	J, T, U		49, 74				Right
11									TUBE, Brake
	05105199AE	1	J, T		49				
		1	J, T		74				
	05105778AB	1	U		49, 74				
12									CLIP, Brake Line
	05175421AA	1	J, T		49, 74				
		1	U		49, 74				
13	05179866AA	1	U		49, 74				BRACKET, Brake Control Unit

COMPASS/PATRIOT (MK)		BODY		ENGINE		TRANSMISSION	
SERIES	LINE						
H = HIGHLINE	T = JEEP - 2WD	49 = HATCHBACK TYPE #2	ECE = 2.0L 4 Cyl DOHC DPF Diesel Engine	DEF = 6-Speed Manual Aisin BG6 Trans			
L = LOWLINE	J = JEEP - 4WD	74 = SPORT UTILITY 4-DR TYPE #4	ED3 = 2.4L 4 Cyl DOHC 16V Dual VVT Engine	DD7 = 5-Speed Manual T355 Transmission			
P = PREMIUM	U = JEEP - 4WD (RHD)		ECD = 2.0L 4 Cyl DOHC Diesel 16V Engine	DAV = Continuously Variable Transaxle II			
			ECN = 2.0L 4 Cyl DOHC 16V Dual VVT Engine	DAW = Cont.Var. w/Off-Rd Crawl Ratio Trans			

AR = use ase required - = Non illustrated part

Brake Tubes,Front Figure 5-515

ITEM	PART NUMBER	QTY	LINE	SERIES	BODY	ENGINE	TRANS	TRIM	DESCRIPTION
-14									SCREW, Hex Head
	05191002AA	1	T, J		49				HCU Bracket
		1	J, T		74				HCU Bracket
		1	U		49, 74				HCU Bracket
15	05159024AA	1	U		49, 74				O RING, Pump Tower, Mounting
16	05179865AA	1	U		49, 74				HYDRAULIC CONTROL UNIT, Anti-Lock Brake System, [BNB,BNS]
-17									SCREW, Hex Head, M8x1.25x30
	06104388AA	1	U		49, 74				ICU to Frame Rail, Mounting
		2	J, T		49				ICU to Frame Rail, Mounting
		2	J, T		74				ICU to Frame Rail, Mounting
-18	06104726AA	1	U		49, 74				NUT AND WASHER, Hex, M8x1.25, ICU to Shock Tower
-19									SEAL, ECU Coil Seal
	68020717AA	12	J, T		49				
		12	J, T		74				
		12	U		49, 74				
20	05175422AA	3	U		49, 74				CLIP, Brake Line, 6-Way, Mounting
21									TUBE, Brake
	05105167AD	1	U		49, 74				HCU to Brake Hose, Left
	05171123AC	1	T, J		49				HCU to Brake Hose, Left
		1	J, T		74				HCU to Brake Hose, Left



COMPASS/PATRIOT (MK)

SERIES	LINE
H = HIGHLINE	T = JEEP - 2WD
L = LOWLINE	J = JEEP - 4WD
P = PREMIUM	U = JEEP - 4WD (RHD)

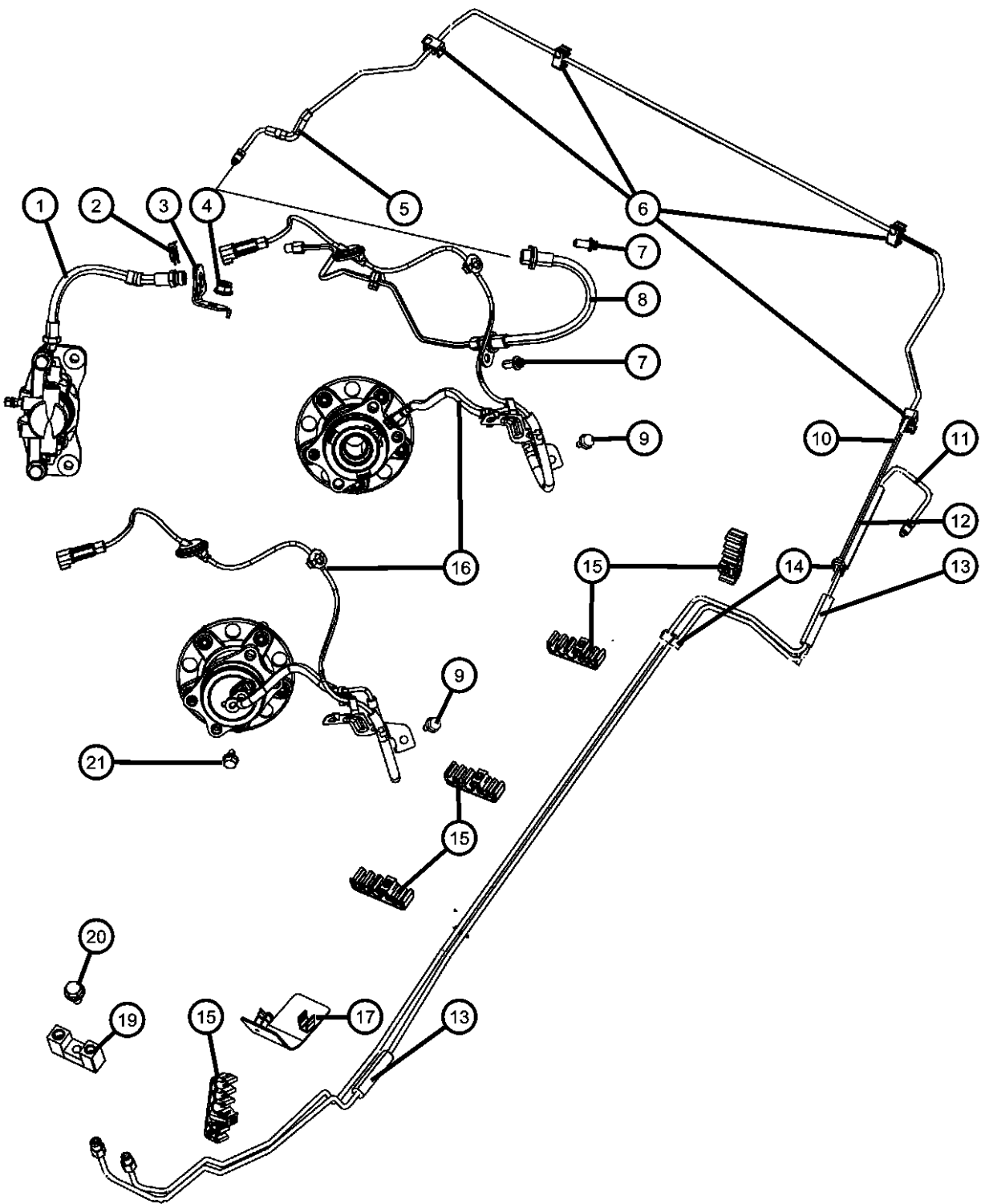
BODY
49 = HATCHBACK TYPE #2
74 = SPORT UTILITY 4-DR
TYPE #4

ENGINE	TRANSMISSION
ECE = 2.0L 4 Cyl DOHC DPF Diesel Engine	DEF = 6-Speed Manual Aisin BG6 Trans
ED3 = 2.4L 4 Cyl DOHC 16V Dual VVT Engine	DD7 = 5-Speed Manual T355 Transmission
ECD = 2.0L 4 Cyl DOHC Diesel 16V Engine	DAV = Continuously Variable Transaxle II
ECN = 2.0L 4 Cyl DOHC 16V Dual VVT Engine	DAW = Cont.Var. w/Off-Rd Crawl Ratio Trans

AR = use ase required - = Non illustrated part

2008 MK

Brake Tubes,Rear
Figure 5-520

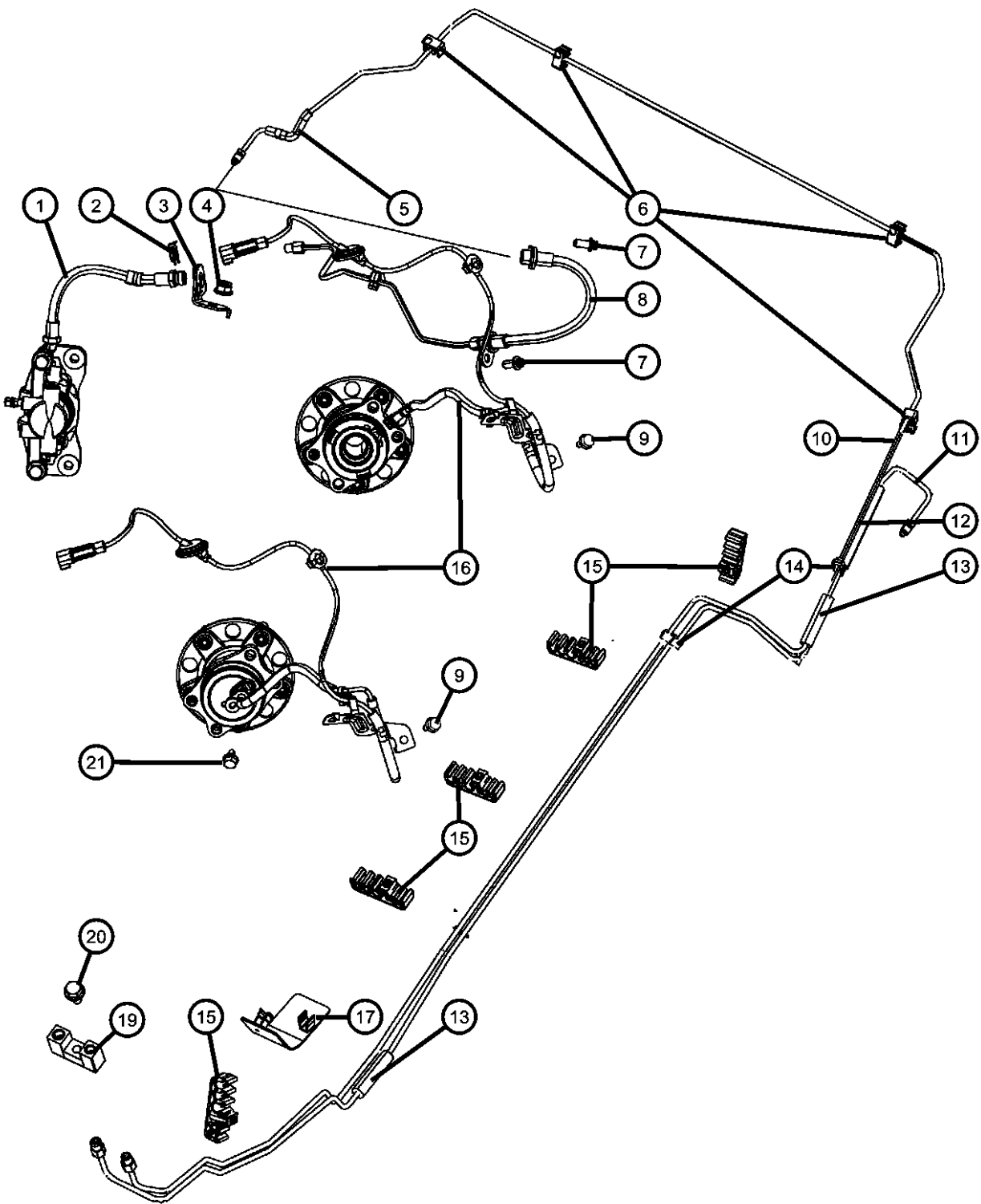


ITEM	PART NUMBER	QTY	LINE	SERIES	BODY	ENGINE	TRANS	TRIM	DESCRIPTION
1	05105654AA	2	J, T, U		49, 74				HOSE AND TUBE, Brake, To Caliper
2	02208893	2	J, T, U		49, 74				LOCK, Brake HoseMounting
3									BRACKET, Brake Hose
	05105656AA	1	J, T, U		49, 74				Right
	05105657AA	1	J, T, U		49, 74				Left
4	06104716AA	2	J, T, U		49, 74				NUT, Hex Flange Lock, M8X1.25, Brake Hose Bracket to Body
5									SLEEVE, Rubber
	68001906AA	1	J, T, U		49				
		1	J, T, U		74				
6									CLIP, Fuel Line
	05189343AA	1	J, T, U		49				2 Way
		1	J, T, U		74				2 Way
	68019081AA	1	J, T, U		49				2-Way [ECD] Only
		1	J, T, U		74				2-Way [ECD] Only
	68019084AA	1	J, T, U		49				Plastic Shield [ECD] Only
		1	J, T, U		74				Plastic Shield [ECD] Only
7	06508532AA	2	J, T, U		49, 74				SCREW, Brake Hose and Tube Assembly to Body, Mounting
8									HOSE AND TUBE, Brake
	05105426AC	1	J, T, U		49, 74				Right
	05105427AC	1	J, T, U		49, 74				Left
9	06105048AA	2	J, T, U		49, 74				SCREW, Brake Hose and Tube Assembly to Body
10									TUBE, Brake, Right Rear
	05189340AB	1	J, T, U		49				
		1	J, T, U		74				
11									TUBE, Brake, Left Rear
	05189341AB	1	J, T, U		49				
		1	J, T, U		74				
12									BUMPER, Rubber
	68019043AA	1	J, T, U		49				
		1	J, T, U		74				
13									BUMPER, Rubber

COMPASS/PATRIOT (MK)		BODY		ENGINE	TRANSMISSION
SERIES	LINE				
H = HIGHLINE	T = JEEP - 2WD	49 = HATCHBACK TYPE #2		ECE = 2.0L 4 Cyl DOHC DPF Diesel Engine	DEF = 6-Speed Manual Aisin BG6 Trans
L = LOWLINE	J = JEEP - 4WD	74 = SPORT UTILITY 4-DR TYPE #4		ED3 = 2.4L 4 Cyl DOHC 16V Dual VVT Engine	DD7 = 5-Speed Manual T355 Transmission
P = PREMIUM	U = JEEP - 4WD (RHD)			ECD = 2.0L 4 Cyl DOHC Diesel 16V Engine	DAV = Continuously Variable Transaxle II
				ECN = 2.0L 4 Cyl DOHC 16V Dual VVT Engine	DAW = Cont.Var. w/Off-Rd Crawl Ratio Trans

AR = use ase required - = Non illustrated part

Brake Tubes,Rear
Figure 5-520



ITEM	PART NUMBER	QTY	LINE	SERIES	BODY	ENGINE	TRANS	TRIM	DESCRIPTION
14	05189344AA	1	J, T, U		49				CLIP, Fuel Bundle 2-Way
		1	J, T, U		74				
	04582074	1	J, T, U		49				
		1	J, T, U		74				
15	05137750AB	1	J, T, U		49				CLIP, Fuel Line 5 Way
		1	J, T, U		74				
	05189342AA	1	J, T, U		49				
		1	J, T, U		74				
16									SENSOR, Anti-Lock Brakes Right
	05105062AA	1	T		49, 74				
	05105063AB	1	T		49, 74				
	05105064AA	1	J, U		49, 74				
17	05105065AB	1	J, U		49, 74				SHIELD, Fuel and Brake Bundle [ECN,ED3]
	68019078AA	1	J, T, U		49				
		1	J, T, U		74				
-18	68019092AA	1	J, T, U		49				SHIELD, Fuel Line [ECD,ECE]
		1	J, T, U		74				
	05105811AA	1	J, T, U		49				
		1	J, T, U		74				
19									JUNCTION BLOCK, Brake Tube
	05105682AA	1	J, T, U		74				
20		1	J, T, U		49				SCREW, Hex Flange Head, M6x1.00x25.00
	06105038AA	1	J, T, U		74				
21	05073824AA	1	J, T, U		49, 74				BOLT, ABS Sensor to Hub
-22									TIE STRAP

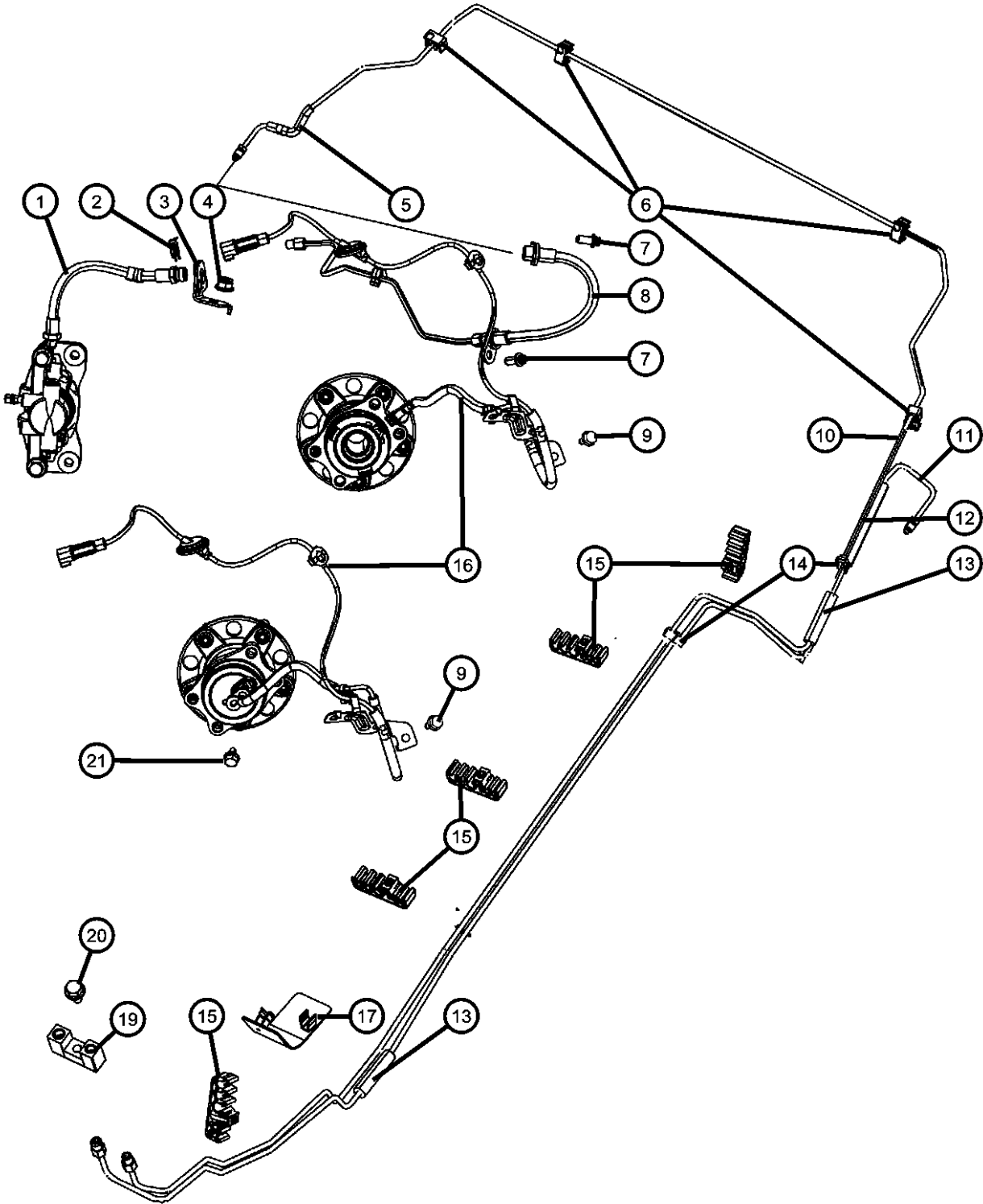
COMPASS/PATRIOT (MK)		BODY		ENGINE	TRANSMISSION
SERIES	LINE				
H = HIGHLINE	T = JEEP - 2WD	49 = HATCHBACK TYPE #2		ECE = 2.0L 4 Cyl DOHC DPF Diesel Engine	DEF = 6-Speed Manual Aisin BG6 Trans
L = LOWLINE	J = JEEP - 4WD	74 = SPORT UTILITY 4-DR TYPE #4		ED3 = 2.4L 4 Cyl DOHC 16V Dual VVT Engine	DD7 = 5-Speed Manual T355 Transmission
P = PREMIUM	U = JEEP - 4WD (RHD)			ECD = 2.0L 4 Cyl DOHC Diesel 16V Engine	DAV = Continuously Variable Transaxle II
				ECN = 2.0L 4 Cyl DOHC 16V Dual VVT Engine	DAW = Cont.Var. w/Off-Rd Crawl Ratio Trans

AR = use ase required - = Non illustrated part

Brake Tubes,Rear
Figure 5-520

ITEM	PART NUMBER	QTY	LINE	SERIES	BODY	ENGINE	TRANS	TRIM	DESCRIPTION
------	----------------	-----	------	--------	------	--------	-------	------	-------------

68001857AA	1	J, T, U	49
	1	J, T, U	74



COMPASS/PATRIOT (MK)		BODY	ENGINE	TRANSMISSION
SERIES	LINE			
H = HIGHLINE	T = JEEP - 2WD	49 = HATCHBACK TYPE #2	ECE = 2.0L 4 Cyl DOHC DPF Diesel Engine	DEF = 6-Speed Manual Aisin BG6 Trans
L = LOWLINE	J = JEEP - 4WD	74 = SPORT UTILITY 4-DR TYPE #4	ED3 = 2.4L 4 Cyl DOHC 16V Dual VVT Engine	DD7 = 5-Speed Manual T355 Transmission
P = PREMIUM	U = JEEP - 4WD (RHD)		ECD = 2.0L 4 Cyl DOHC Diesel 16V Engine	DAV = Continuously Variable Transaxle II
			ECN = 2.0L 4 Cyl DOHC 16V Dual VVT Engine	DAW = Cont.Var. w/Off-Rd Crawl Ratio Trans

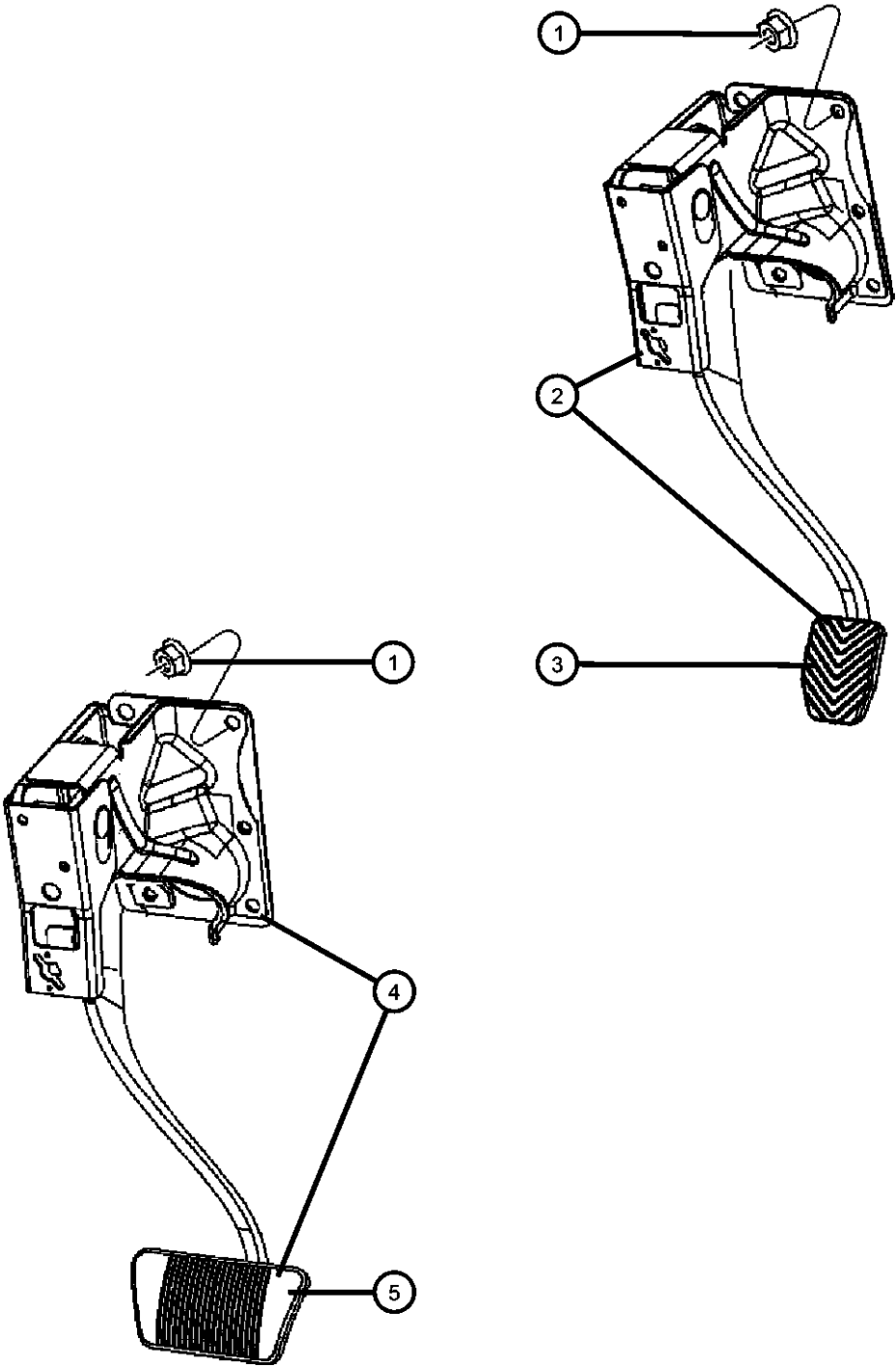
AR = use ase required - = Non illustrated part

Pedal,Brake,Auto Trans
Figure 5-605

ITEM	PART NUMBER	QTY	LINE	SERIES	BODY	ENGINE	TRANS	TRIM	DESCRIPTION
------	----------------	-----	------	--------	------	--------	-------	------	-------------

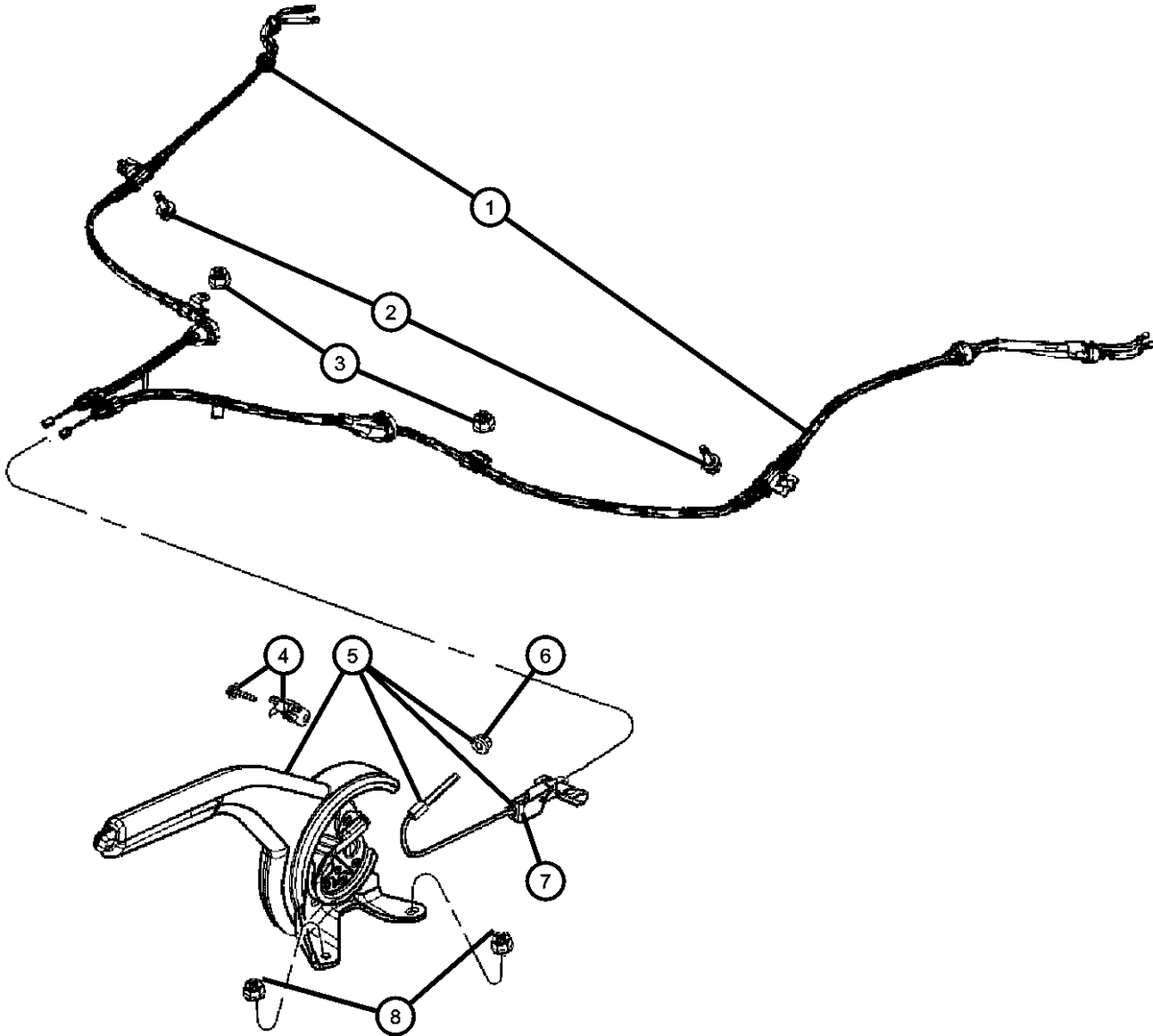
Note:Sales Codes;
[DAV]=Continously Variable Transaxle
[DAW]=Continously Variable Transaxle with Off Road Crawl Ratio
[DD7]=5-Speed Manual T355 Transmission
[DEF]=6-Speed Manual Aisin BG6 Transmission

1	06104716AA	5	J, T, U		49				NUT, Hex Flange Lock, M8X1.25
		5	J, T, U		74				
2	05105520AF	1	U		49, 74				PEDAL, Brake [DD7,DEF]
	05105522AF	1	J, T		49, 74				[DD7,DEF]
3	05170975AB	1	U		49, 74				PAD, Pedal, [DD7,DEF]
4	05105521AG	1	U		49, 74				PEDAL, Brake, [DAV,DAW]
5	68020438AA	1	U		49, 74				PAD, Pedal, [DAV,DAW]



COMPASS/PATRIOT (MK)		BODY	ENGINE	TRANSMISSION
SERIES	LINE			
H = HIGHLINE	T = JEEP - 2WD	49 = HATCHBACK TYPE #2	ECE = 2.0L 4 Cyl DOHC DPF Diesel Engine	DEF = 6-Speed Manual Aisin BG6 Trans
L = LOWLINE	J = JEEP - 4WD	74 = SPORT UTILITY 4-DR TYPE #4	ED3 = 2.4L 4 Cyl DOHC 16V Dual VVT Engine	DD7 = 5-Speed Manual T355 Transmission
P = PREMIUM	U = JEEP - 4WD (RHD)		ECD = 2.0L 4 Cyl DOHC Diesel 16V Engine	DAV = Continuously Variable Transaxle II
			ECN = 2.0L 4 Cyl DOHC 16V Dual VVT Engine	DAW = Cont.Var. w/Off-Rd Crawl Ratio Trans

Park Brake Lever and Cables,Front
Figure 5-705

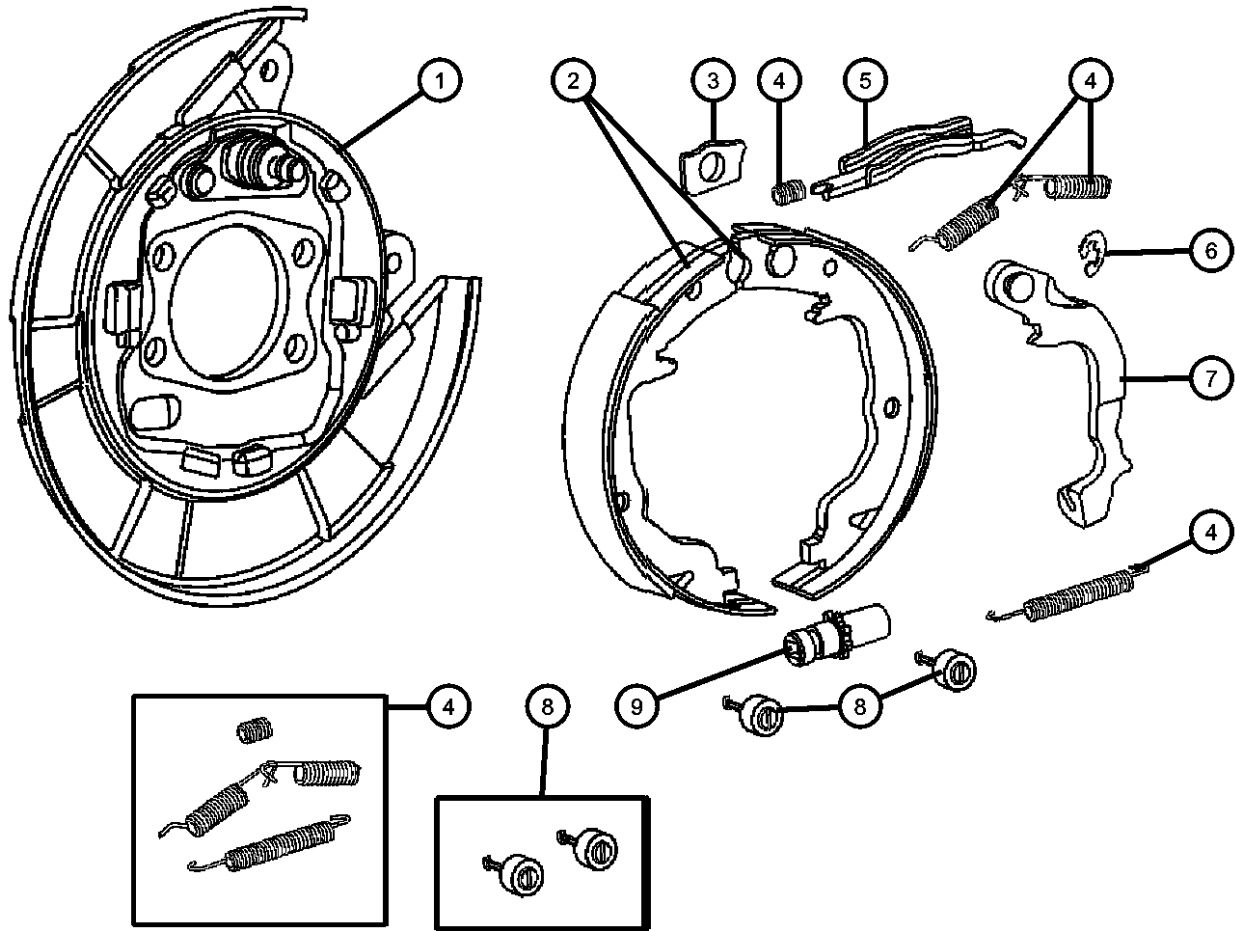


ITEM	PART NUMBER	QTY	LINE	SERIES	BODY	ENGINE	TRANS	TRIM	DESCRIPTION
1									CABLE, Parking Brake
	05105140AC	1	J, T, U		49				Without [AWL], Right
		1	J, T, U		74				Without [AWL], Right
	05105141AC	1	J, T, U		49, 74				Left
	68033142AA	1	J, T, U		49				With [AWL], Right
		1	J, T, U		74				With [AWL], Right
2	06105048AA	2	J, T, U		49, 74				SCREW, Parking Brake Cable to Rear Side Member, Mounting
3	06104716AA	2	J, T, U		49, 74				NUT, Hex Flange Lock, M8X1.25
4	05209922	1	J, T, U		49, 74				SWITCH, Parking Brake
5	1CR75DX9AC	1	J, T, U		49				LEVER, Park Brake
6	05127449AA	1	J, T, U		49, 74				NUT, M6x1.00, Rod to Lever Assembly, Mounting
7	05105913AA	1	J, T, U		49, 74				EQUALIZER, Parking Brake Cable
8	06104716AA	2	J, T, U		49, 74				NUT, Hex Flange Lock, M8X1.25

COMPASS/PATRIOT (MK)		BODY		ENGINE	TRANSMISSION
SERIES	LINE				
H = HIGHLINE	T = JEEP - 2WD	49 = HATCHBACK TYPE #2		ECE = 2.0L 4 Cyl DOHC DPF Diesel Engine	DEF = 6-Speed Manual Aisin BG6 Trans
L = LOWLINE	J = JEEP - 4WD	74 = SPORT UTILITY 4-DR TYPE #4		ED3 = 2.4L 4 Cyl DOHC 16V Dual VVT Engine	DD7 = 5-Speed Manual T355 Transmission
P = PREMIUM	U = JEEP - 4WD (RHD)			ECD = 2.0L 4 Cyl DOHC Diesel 16V Engine	DAV = Continuously Variable Transaxle II
				ECN = 2.0L 4 Cyl DOHC 16V Dual VVT Engine	DAW = Cont.Var. w/Off-Rd Crawl Ratio Trans

AR = use ase required - = Non illustrated part

Park Brake Assembly,Rear Disc
Figure 5-725



ITEM	PART NUMBER	QTY	LINE	SERIES	BODY	ENGINE	TRANS	TRIM	DESCRIPTION
1									PLATE, Brake Backing
	05191219AA	1	J, T, U		49				Left
		1	J, T, U		74				Left
	05191220AA	1	J, T, U		49				Right
		1	J, T, U		74				Right
	68001746AB	1	J, T, U		49				[BR1], Right
2	68001747AC	1	J, T, U		49				[BR1], Left
									SHOE AND LINING, Parking Brake
	05191215AA	1	J, T, U		49				
3		1	J, T, U		74				
	05191273AA	1	J, T, U		49				GUIDE
		1	J, T, U		74				
4	05191308AA	1	J, T, U		49				SPRING KIT, Brake Shoe Return
5									STRUT, Parking Brake
	05191259AA	1	J, T, U		49				Left
	05191260AA	1	J, T, U		49				Right
6									RETAINER, Parking Brake Lever
	05191313AA	1	J, T, U		49				
		1	J, T, U		74				
7									LEVER, Park Brake
	05191223AA	1	J, T, U		49				Left
		1	J, T, U		74				Left
	05191258AA	1	J, T, U		49				Right
		1	J, T, U		74				Right
8									PIN, Brake Shoe Hold Down
	05191248AA	1	J, T, U		49				
		1	J, T, U		74				
9									ADJUSTER, Brake Shoe
	05191218AA	1	J, T, U		49				
		1	J, T, U		74				

COMPASS/PATRIOT (MK)		BODY	ENGINE	TRANSMISSION
SERIES	LINE			
H = HIGHLINE	T = JEEP - 2WD	49 = HATCHBACK TYPE #2	ECE = 2.0L 4 Cyl DOHC DPF Diesel Engine	DEF = 6-Speed Manual Aisin BG6 Trans
L = LOWLINE	J = JEEP - 4WD	74 = SPORT UTILITY 4-DR TYPE #4	ED3 = 2.4L 4 Cyl DOHC 16V Dual VVT Engine	DD7 = 5-Speed Manual T355 Transmission
P = PREMIUM	U = JEEP - 4WD (RHD)		ECD = 2.0L 4 Cyl DOHC Diesel 16V Engine	DAV = Continuously Variable Transaxle II
			ECN = 2.0L 4 Cyl DOHC 16V Dual VVT Engine	DAW = Cont.Var. w/Off-Rd Crawl Ratio Trans

AR = use ase required - = Non illustrated part

Group - 6

Clutch

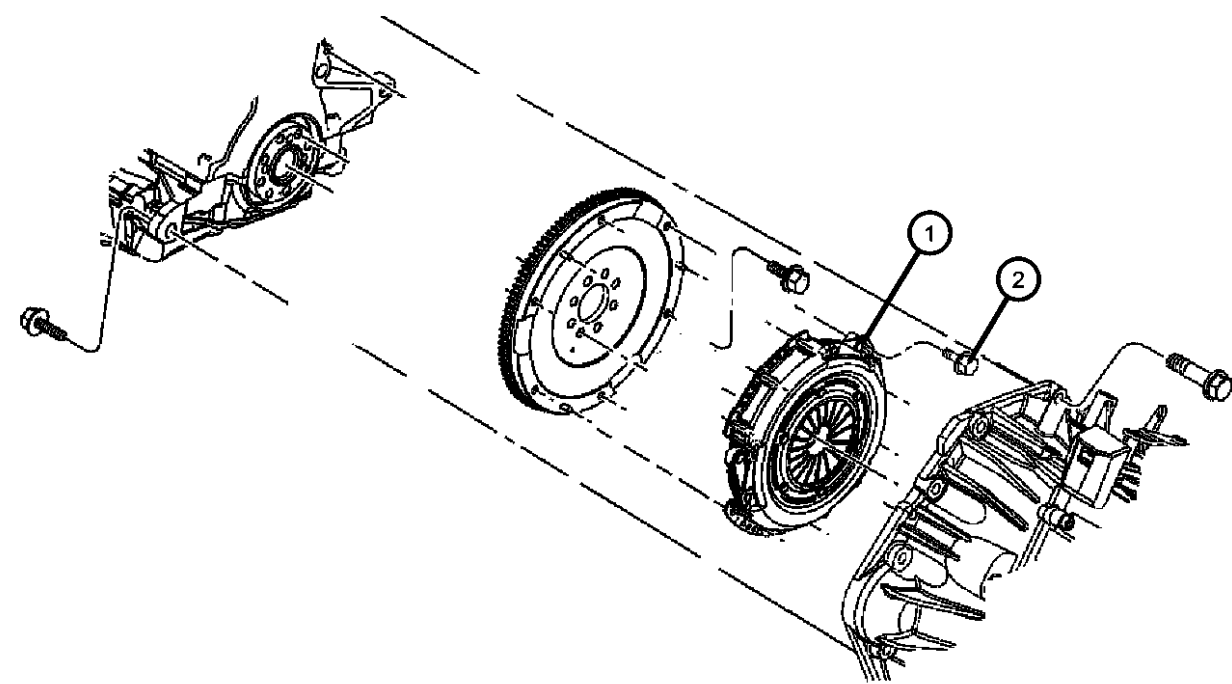
Group - 6 Clutch

Illustration Title	Group-Fig. No.
Clutch	
Clutch Assembly [DEF]	Fig. 6 - 105
Clutch Assembly [DD7]	Fig. 6 - 110
Clutch Controls	
Controls,Hydraulic Clutch,FWD/RWD/AWD.....	Fig. 6 - 305
Clutch Pedals	
Pedal,Clutch,FWD/RWD/AWD	Fig. 6 - 405

006-100 Clutch	006-300 Clutch Controls	006-400 Clutch Pedals	
--------------------------	-----------------------------------	---------------------------------	--

Clutch Assembly [DEF]
Figure 6-105

ITEM	PART NUMBER	QTY	LINE	SERIES	BODY	ENGINE	TRANS	TRIM	DESCRIPTION
NOTE:Sales Codes: [DEF]=6-Speed Manual Transmission									
1	05106018AA	1	J, T, U			ECD, ECE	DEF		CLUTCH KIT, Pressure Plate and Disc
2	06508455AA	6	J, T, U			ECD, ECE	DEF		BOLT




COMPASS/PATRIOT (MK)						
SERIES	LINE	BODY		ENGINE	TRANSMISSION	
H = HIGHLINE	T = JEEP - 2WD	49 = HATCHBACK TYPE #2	ECE = 2.0L 4 Cyl DOHC DPF Diesel Engine	DEF = 6-Speed Manual Aisin BG6 Trans		
L = LOWLINE	J = JEEP - 4WD	74 = SPORT UTILITY 4-DR TYPE #4	ED3 = 2.4L 4 Cyl DOHC 16V Dual VVT Engine	DD7 = 5-Speed Manual T355 Transmission		
P = PREMIUM	U = JEEP - 4WD (RHD)		ECD = 2.0L 4 Cyl DOHC Diesel 16V Engine	DAV = Continuously Variable Transaxle II		
			ECN = 2.0L 4 Cyl DOHC 16V Dual VVT Engine	DAW = Cont.Var. w/Off-Rd Crawl Ratio Trans		

Clutch Assembly [DD7]
Figure 6-110

ITEM	PART NUMBER	QTY	LINE	SERIES	BODY	ENGINE	TRANS	TRIM	DESCRIPTION
------	----------------	-----	------	--------	------	--------	-------	------	-------------

NOTE:Sales Codes:
[DD7]=5 Speed Manual Transmission

1	05062150AD	1	J, T, U			ED3	DD7		CLUTCH KIT, Pressure Plate and Disc
2	06504383	4	J, T, U			ED3	DD7		BOLT, Hex Head Lock, M10X1.50X13.20

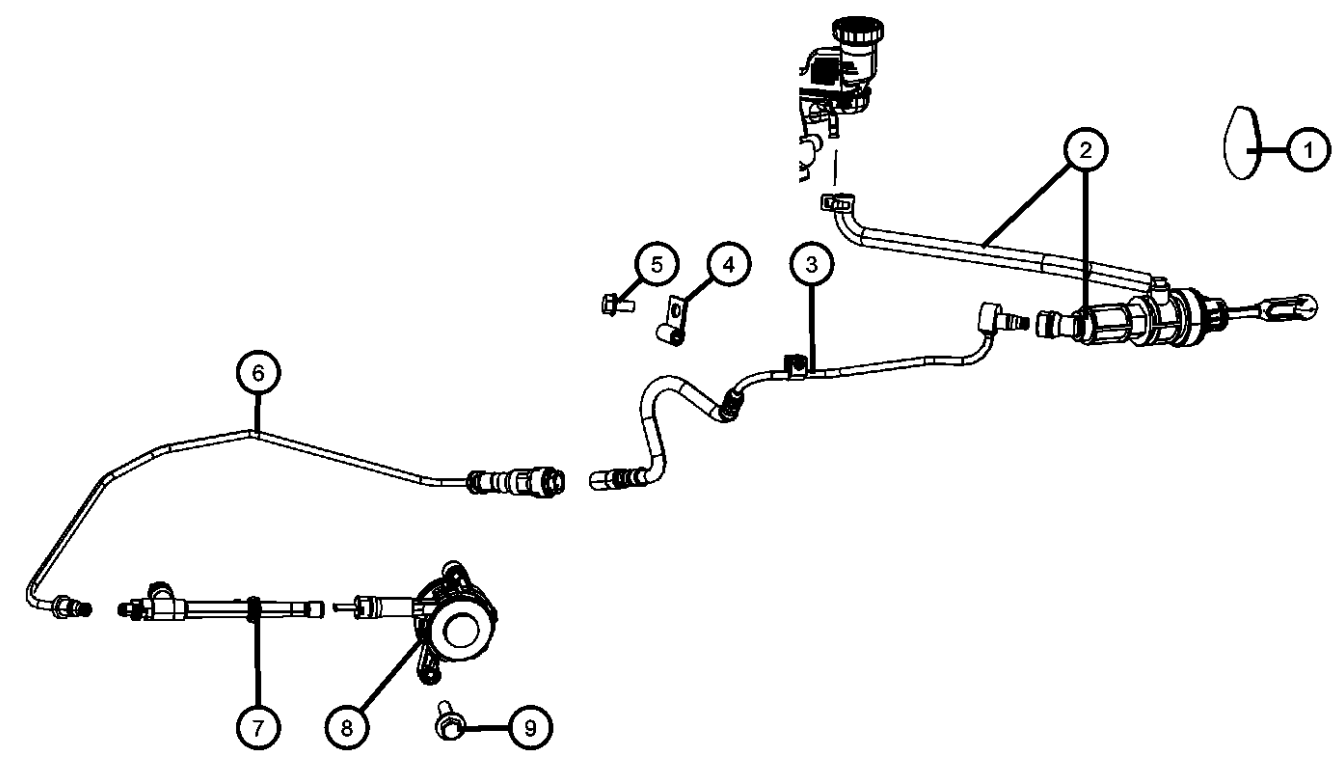


COMPASS/PATRIOT (MK)					
SERIES	LINE	BODY	ENGINE	TRANSMISSION	
H = HIGHLINE	T = JEEP - 2WD	49 = HATCHBACK TYPE #2	ECE = 2.0L 4 Cyl DOHC DPF Diesel Engine	DEF = 6-Speed Manual Aisin BG6 Trans	
L = LOWLINE	J = JEEP - 4WD	74 = SPORT UTILITY 4-DR TYPE #4	ED3 = 2.4L 4 Cyl DOHC 16V Dual VVT Engine	DD7 = 5-Speed Manual T355 Transmission	
P = PREMIUM	U = JEEP - 4WD (RHD)		ECD = 2.0L 4 Cyl DOHC Diesel 16V Engine	DAV = Continuously Variable Transaxle II	
			ECN = 2.0L 4 Cyl DOHC 16V Dual VVT Engine	DAW = Cont.Var. w/Off-Rd Crawl Ratio Trans	

Controls,Hydraulic Clutch,FWD/RWD/AWD
Figure 6-305

ITEM	PART NUMBER	QTY	LINE	SERIES	BODY	ENGINE	TRANS	TRIM	DESCRIPTION
------	-------------	-----	------	--------	------	--------	-------	------	-------------

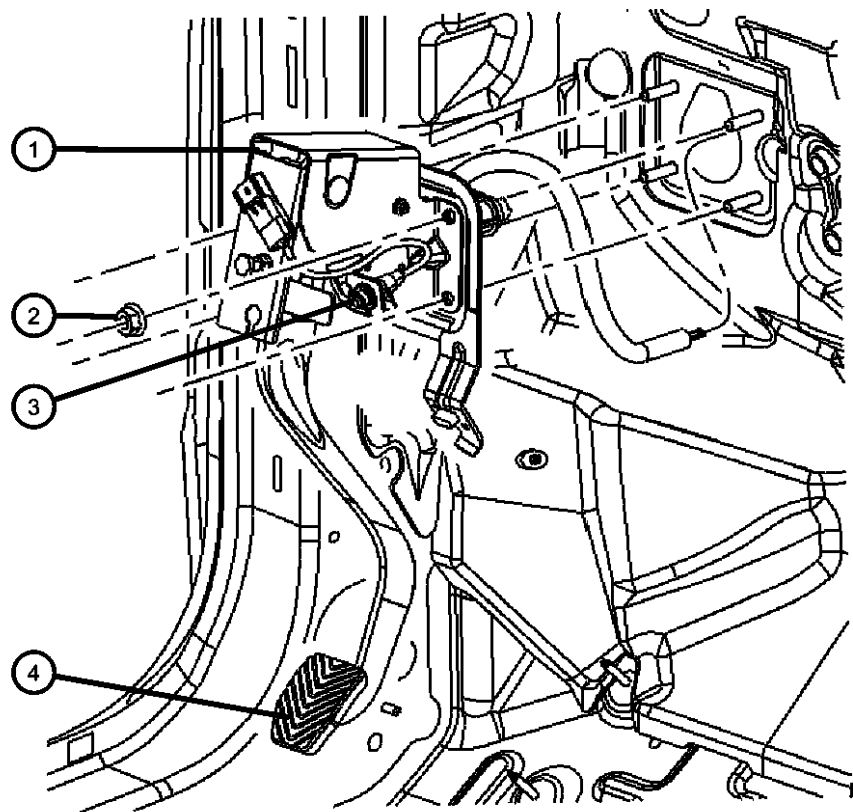
NOTE:Sales Codes:
[DD7]=5 Speed Manual Transmission
[DEF]=6-Speed Manual Transmission



1									PLUG, Body
	05273470AB	1	J, T				DAV, DAW		Clutch Actuator Hole Cover
		2	U				DAV		Clutch Actuator Hole Cover
		1	U				DD7, DEF		Clutch Actuator Hole Cover
2									ACTUATOR, Hydraulic Clutch
	05106043AA	1	J, T				DD7, DEF		
	05273266AD	1	U				DD7, DEF		
3	05273428AB	1	U				DD7, DEF		HOSE, Clutch Hydraulic
4	06508622AA	1	J, T, U				DD7, DEF		CLIP, Clutch Tube
5	06104716AA	1	J, T, U			ECD			NUT, Hex Flange Lock, M8X1.25
6	05273429AB	1	J, T, U				DD7		TUBE, Clutch M/Cyl
7									ADAPTER, CLUTCH SLAVE CYLINDER, LOWER
	05106032AA	1	J, T, U				DD7		[DD7]
	05273461AA	1	J, T, U				DEF		[DEF]
8	05273431AA	1	J, T, U				DD7, DEF		CYLINDER, Clutch Slave
9	06104124AA	2	J, T, U				DD7, DEF		BOLT, Hex Flange Head, M6X1.0X30.00

COMPASS/PATRIOT (MK)		BODY		ENGINE	TRANSMISSION
SERIES	LINE				
H = HIGHLINE	T = JEEP - 2WD	49 = HATCHBACK TYPE #2	ECE = 2.0L 4 Cyl DOHC DPF Diesel Engine	DEF = 6-Speed Manual Aisin BG6 Trans	
L = LOWLINE	J = JEEP - 4WD	74 = SPORT UTILITY 4-DR TYPE #4	ED3 = 2.4L 4 Cyl DOHC 16V Dual VVT Engine	DD7 = 5-Speed Manual T355 Transmission	
P = PREMIUM	U = JEEP - 4WD (RHD)		ECD = 2.0L 4 Cyl DOHC Diesel 16V Engine	DAV = Continuously Variable Transaxle II	
			ECN = 2.0L 4 Cyl DOHC 16V Dual VVT Engine	DAW = Cont.Var. w/Off-Rd Crawl Ratio Trans	

Pedal,Clutch,FWD/RWD/AWD
Figure 6-405



ITEM	PART NUMBER	QTY	LINE	SERIES	BODY	ENGINE	TRANS	TRIM	DESCRIPTION
------	----------------	-----	------	--------	------	--------	-------	------	-------------

NOTE:Sales Codes:
[DD7]=5 Speed Manual Transmission
[DEF]=6-Speed Manual Transmission

1									PEDAL, Clutch
	05273419AF	1	J, T				DD7		
	05273424AH	1	J, T				DEF		
	05273425AF	1	U				DD7		
	05273426AH	1	U				DEF		
2	06104709AA	4	J, T, U				DD7, DEF		NUT, Hex Flange, M8x1.25
3									SWITCH, Clutch Starter Interlock
	05026131AB	1	U				DD7		[DD7]
		1	J, T				DD7		[DD7]
	05026410AA	1	U				DEF		[DEF]
		1	J, T				DEF		[DEF]
4									PAD, Pedal
	05170975AB	1	J, T				DD7		
		1	J, T				DEF		
		1	U				DD7		
		1	U				DEF		

COMPASS/PATRIOT (MK)					
SERIES	LINE	BODY	ENGINE	TRANSMISSION	
H = HIGHLINE	T = JEEP - 2WD	49 = HATCHBACK TYPE #2	ECE = 2.0L 4 Cyl DOHC DPF Diesel Engine	DEF = 6-Speed Manual Aisin BG6 Trans	
L = LOWLINE	J = JEEP - 4WD	74 = SPORT UTILITY 4-DR TYPE #4	ED3 = 2.4L 4 Cyl DOHC 16V Dual VVT Engine	DD7 = 5-Speed Manual T355 Transmission	
P = PREMIUM	U = JEEP - 4WD (RHD)		ECD = 2.0L 4 Cyl DOHC Diesel 16V Engine	DAV = Continuously Variable Transaxle II	
			ECN = 2.0L 4 Cyl DOHC 16V Dual VVT Engine	DAW = Cont.Var. w/Off-Rd Crawl Ratio Trans	

Group - 7

Cooling

Group - 7 Cooling

Illustration Title

Group-Fig. No.

Radiator and Related Parts and Turbo Intercooler

Radiator and Related Parts.....	Fig. 7 - 105
Radiator Support.....	Fig. 7 - 150
Air Charge Cooler.....	Fig. 7 - 175

Water Pump and Related Parts

Water Pump and Related Parts	Fig. 7 - 205
Water Pump and Related Parts	Fig. 7 - 210
Thermostat and Related Parts	Fig. 7 - 250
Thermostat and Related Parts	Fig. 7 - 255

Engine Coolant Reservoir (Bottle)

Coolant Recovery Bottle.....	Fig. 7 - 305
Coolant Recovery Bottle.....	Fig. 7 - 310

Pulleys and Related Parts

Pulleys and Related Parts Gas.....	Fig. 7 - 405
Pulley and Related Parts Diesel	Fig. 7 - 410

Drive Belts

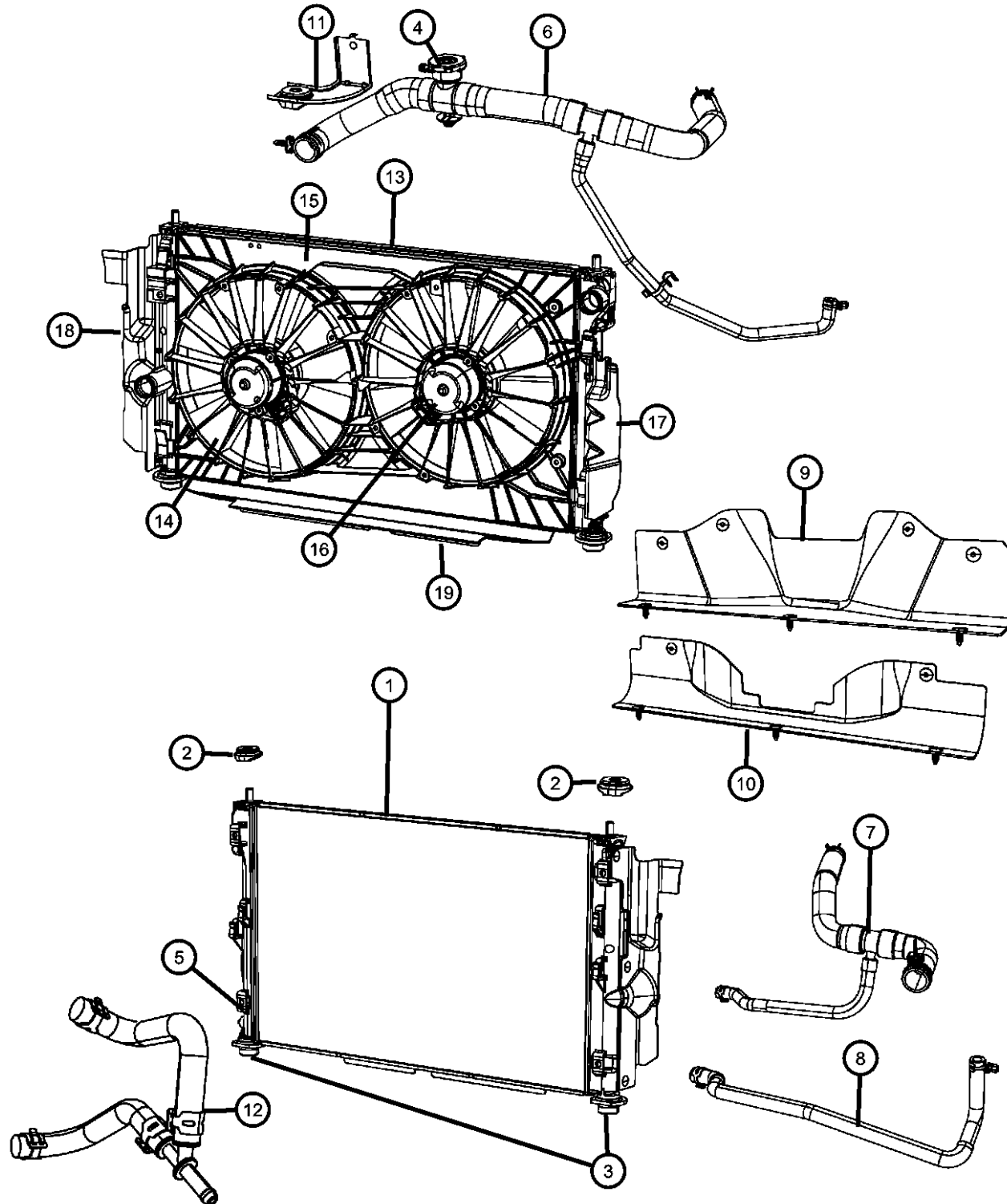
Belts, Serpentine and V-Belts	Fig. 7 - 505
-------------------------------------	--------------

Transmission Oil Cooler, and Lines

Transmission Oil Cooler and Lines	Fig. 7 - 605
---	--------------

007-100 Radiator and Related Parts and Turbo Intercooler	007-200 Water Pump and Related Parts	007-300 Engine Coolant Reservoir (Bottle)	007-400 Pulleys and Related Parts
007-500 Drive Belts	007-600 Transmission Oil Cooler, and Lines		

Radiator and Related Parts
Figure 7-105



ITEM	PART NUMBER	QTY	LINE	SERIES	BODY	ENGINE	TRANS	TRIM	DESCRIPTION
------	-------------	-----	------	--------	------	--------	-------	------	-------------

Sales Codes:

[DAV] = Continuously Variable Transmission
 [DD7] = 5 Speed Manual T355 Transmission
 [DEF] = 6-Speed Manual Aisin BG6 Transmission
 [EBA] = 1.8L 4 CYL DOHC 16V Dual VVT Engine
 [ECN] = 2.0L 4 CYL DOHC 16V Dual VVT Engine
 [ECD] = 2.0L 4 CYL

1	05191249AA	1	J, T, U			ECN, ED3	DD9		RADIATOR, Engine Cooling
2	68003224AA	2	J, T, U			ECN, ED3			ISOLATOR PACKAGE, Radiator MountingUpper
3									ISOLATOR, Radiator, Lower
	68020480AA	2	J, T, U			ECN, ED3	DD9		
		2	J, T, U			ECN, ED3	DD7, DEF		
		2	J, T, U			ECN, ED3	DAV, DAW		
4	04596198	1	J, T, U			ECD, ECE			CAP
5									DRAINCOCK, Radiator
	52028466AB	1	J, T, U			ECN, ED3	DD9		
		1	J, T, U			ECN, ED3	DD7, DEF		
6									HOSE, Radiator Inlet, Radiator Inlet Hose Assembly
	05058172AG	1	J, T, U			ECN, ED3	DD7, DEF		Includes Clamp
	05058176AE	1	J, T, U			ECD			Includes Clamp and Cap
	05058482AF	1	J, T, U			ECN, ED3	DAV, DAW		Includes Clamp and Cap
	05058492AC	1	J, T, U			ECN, ED3	DD7, DEF		[X87+NHA] Includes Clamp and Ca[
	05058630AA	1	J, T, U			ECE			Includes Clamp and Cap
7									HOSE, Radiator Outlet, Radiator Outlet Hose Assembly
	05058171AE	1	J, T, U			ECN, ED3	DAV, DAW		[X87-NHA]
		1	J, T, U			ECN, ED3	DAV, DAW		
	05058489AE	1	J, T, U			ECN, ED3			[X87+NHA]
		1							
8									HOSE, Radiator Outlet
	05058174AC	1	J, T, U			ECD, ECE			[X87]
	05058413AE	1	J, T, U			ECN, ED3	DD7, DEF		[X87-NHA]
		1	J, T, U			ECN, ED3	DD7, DEF		
	05058490AB	1	J, T, U			ECN, ED3	DAV, DAW		[X87+NHA] Includes Clamps

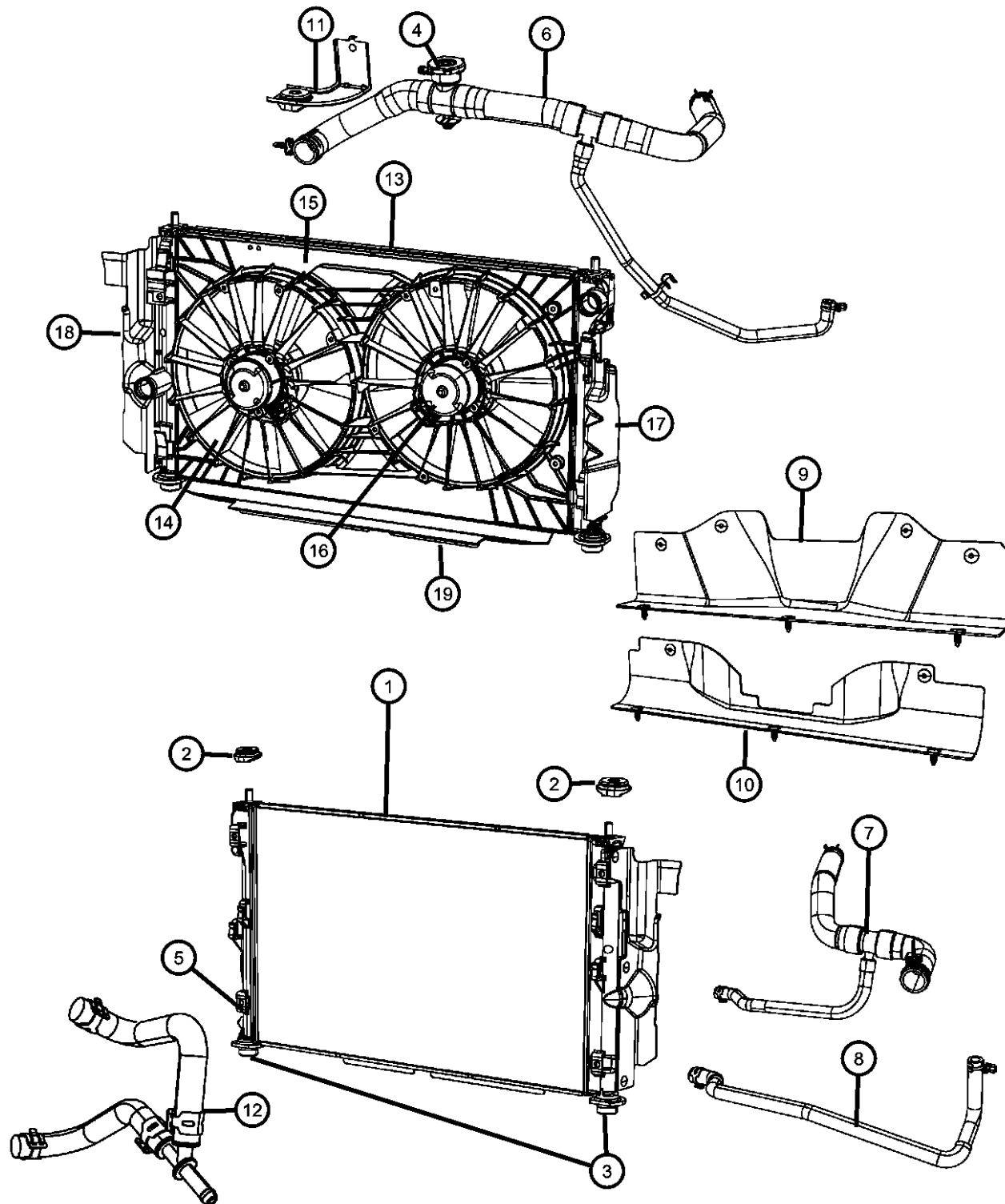
COMPASS/PATRIOT (MK)

SERIES	LINE	BODY	ENGINE	TRANSMISSION
H = HIGHLINE	T = JEEP - 2WD	49 = HATCHBACK TYPE #2	ECE = 2.0L 4 Cyl DOHC DPF Diesel Engine	DEF = 6-Speed Manual Aisin BG6 Trans
L = LOWLINE	J = JEEP - 4WD	74 = SPORT UTILITY 4-DR TYPE #4	ED3 = 2.4L 4 Cyl DOHC 16V Dual VVT Engine	DD7 = 5-Speed Manual T355 Transmission
P = PREMIUM	U = JEEP - 4WD (RHD)		ECD = 2.0L 4 Cyl DOHC Diesel 16V Engine	DAV = Continuously Variable Transaxle II
			ECN = 2.0L 4 Cyl DOHC 16V Dual VVT Engine	DAW = Cont.Var. w/Off-Rd Crawl Ratio Trans

AR = use ase required - = Non illustrated part

2008 MK

Radiator and Related Parts
Figure 7-105



ITEM	PART NUMBER	QTY	LINE	SERIES	BODY	ENGINE	TRANS	TRIM	DESCRIPTION
9	05058572AB	1	J, T, U			ECD, ECE			Includes Clamps SEAL, Radiator Upper
10	05058571AA	1	J, T, U			ECN, ED3			SEAL, Radiator Upper Upper
11	05116346AA	1	J, T, U			ECD, ECE			
12	05162004AA	1	J, T, U			ECN, ED3			BRACKET, Cooling Module
13	68002661AA	1	J, T, U			ECD			HOSE, Coolant, Includes Y-CONNECTOR
	68002661AA	1	J, T, U			ECN, ED3	DAW		FAN MODULE, Radiator Cooling [HCA]
		1	J, T, U			ECN, ED3	DAW		[HAA]
		1	J, T, U			ECN, ED3	DAW		
	68004051AA	1	J, T, U			ECN, ED3	DD7, DEF		
14	68031871AA	1	J, T, U			ECN, ED3	DAV		FAN, Cooling [HAA]
		1	J, T, U			ECN, ED3	DAV		[HCA]
15	68031872AA	1	J, T, U			ECN, ED3	DAW		SHROUD, Fan [HAA]
		1	J, T, U			ECN, ED3	DAW		[HCA]
16	68031874AA	1	J, T, U			ECN, ED3	DAW		MOTOR, Radiator Fan [HAA]
		1	J, T, U			ECN, ED3	DAW		[HCA]
17	05191255AA	1	J, T, U			ECN, ED3	DD7, DEF		SEAL, Radiator [HCA], Left
		1	J, T, U			ECN, ED3	DD7, DEF		[HAA], Left
		1	J, T, U			ECN, ED3	DAV		[HCA], Left
18	05191256AA	1	J, T, U			ECN, ED3	DAW		SEAL, Radiator [HCA], Right
		1	J, T, U			ECN, ED3	DAV		[HAA], Right
19	05191257AA	1	J, T, U			ECN, ED3	DD7, DEF		SEAL, Radiator [HCA], Lower
		1	J, T, U			ECN, ED3	DD7, DEF		[HAA], Lower

COMPASS/PATRIOT (MK)

SERIES

H = HIGHLINE

L = LOWLINE

P = PREMIUM

LINE

T = JEEP - 2WD

J = JEEP - 4WD

U = JEEP - 4WD (RHD)

BODY

49 = HATCHBACK TYPE #2

74 = SPORT UTILITY 4-DR

TYPE #4

ENGINE

ECE = 2.0L 4 Cyl DOHC DPF

Diesel Engine

ED3 = 2.4L 4 Cyl DOHC 16V

Dual VVT Engine

ECD = 2.0L 4 Cyl DOHC

Diesel 16V Engine

ECN = 2.0L 4 Cyl DOHC 16V

Dual VVT Engine

TRANSMISSION

DEF = 6-Speed Manual Aisin BG6

Trans

DD7 = 5-Speed Manual T355

Transmission

DAV = Continuously Variable

Transaxle II

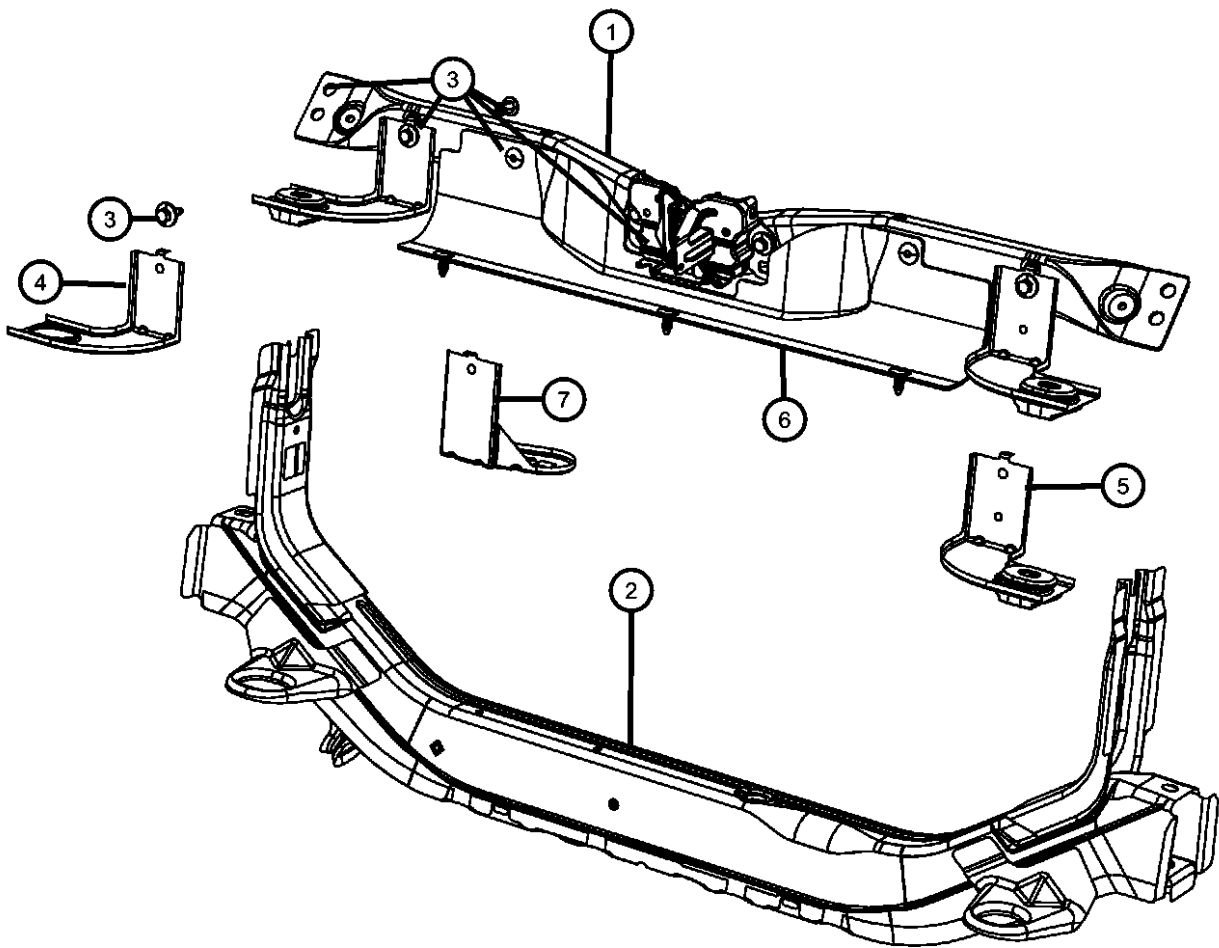
DAW = Cont.Var. w/Off-Rd Crawl

Ratio Trans

AR = use ase required - = Non illustrated part

2008 MK

Radiator Support
Figure 7-150



ITEM	PART NUMBER	QTY	LINE	SERIES	BODY	ENGINE	TRANS	TRIM	DESCRIPTION
------	----------------	-----	------	--------	------	--------	-------	------	-------------

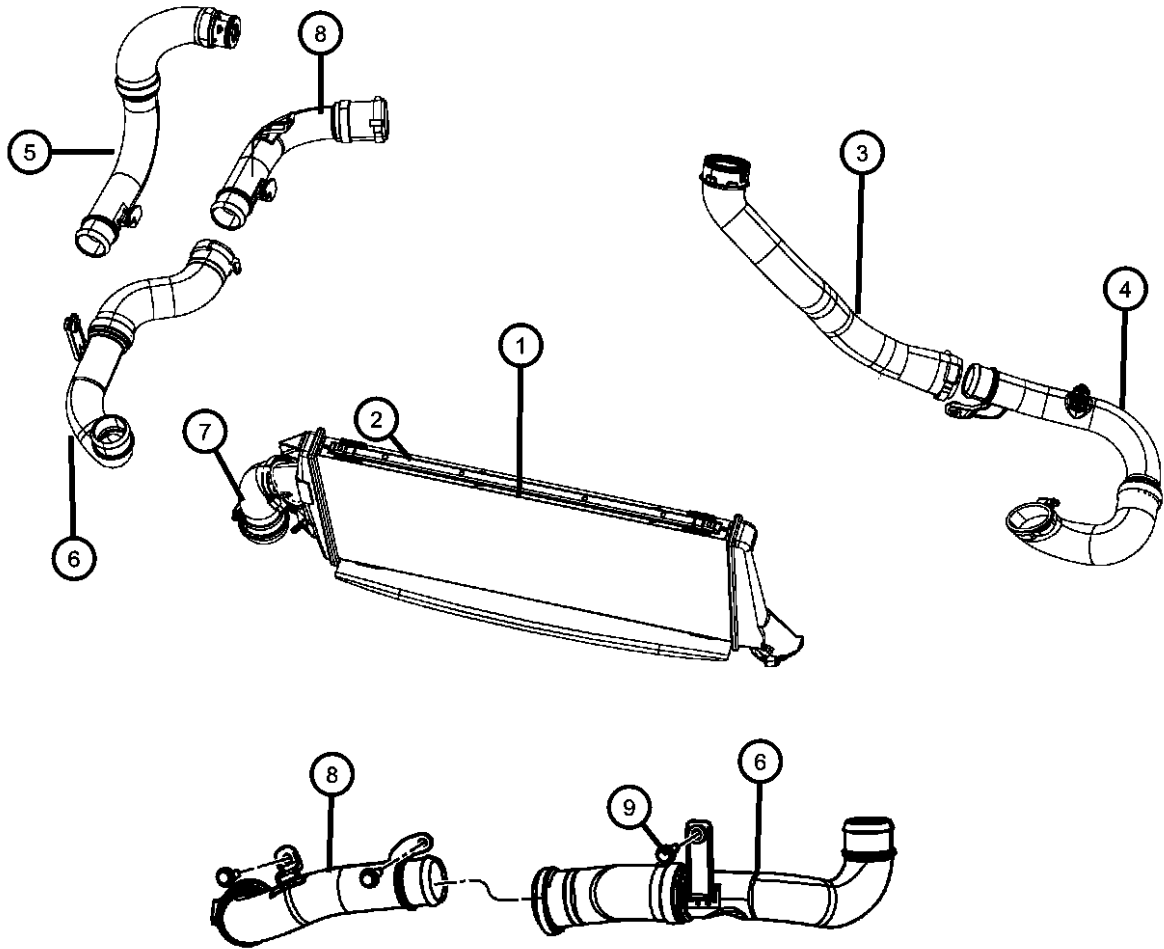
Sales Codes:
[DAV] = Continuously Variable Transmission
[DD7] = 5 Speed Manual T355 Transmission
[DEF] = 6-Speed Manual Aisin BG6 Transmission
[EBA] = 1.8L 4 CYL DOHC 16V Dual VVT Engine
[ECN] = 2.0L 4 CYL DOHC 16V Dual VVT Engine
[ECD] = 2.0L 4 CYL

1									CROSSMEMBER, Radiator Closure Panel
	05115244AD	1	J, T, U			ECN, ED3			[ECN,ED3]
	05160000AD	1	J, T, U			ECD, ECE			[ECD][ECE]
	05160195AD	1	J, T, U			ECD, ECE			[ECD,ECE]
	05160196AD	1	J, T, U			ECN, ED3			[ECN][ED3]
2	05115402AF	1	J, T, U						CROSSMEMBER, Front Side Rail, Bracket AttachingLower
3									SCREW AND WASHER, Hex Head, M6x1x20
	06104366AA	2	J, T, U						
		2	J, T, U			ED3			
		2	J, T, U			ECD, ECE			
4	05115966AA	1	J, T, U			ECD, ECE			BRACKET, Cooling ModuleUpper Right
5									BRACKET, Cooling Module
	05115967AA	1	J, T, U			ECD, ECE			Upper Left
		1	J, T, U			ECN, ED3			Upper Left
6									SEAL, Radiator Upper
	05058571AA	1	J, T, U			ECD, ECE			
		1	J, T, U			ECN, ED3			
7	05116346AA	1	J, T, U			ECN, ED3			BRACKET, Cooling Module

COMPASS/PATRIOT (MK)		BODY		ENGINE	TRANSMISSION
SERIES	LINE				
H = HIGHLINE	T = JEEP - 2WD	49 = HATCHBACK TYPE #2		ECE = 2.0L 4 Cyl DOHC DPF Diesel Engine	DEF = 6-Speed Manual Aisin BG6 Trans
L = LOWLINE	J = JEEP - 4WD	74 = SPORT UTILITY 4-DR TYPE #4		ED3 = 2.4L 4 Cyl DOHC 16V Dual VVT Engine	DD7 = 5-Speed Manual T355 Transmission
P = PREMIUM	U = JEEP - 4WD (RHD)			ECD = 2.0L 4 Cyl DOHC Diesel 16V Engine	DAV = Continuously Variable Transaxle II
				ECN = 2.0L 4 Cyl DOHC 16V Dual VVT Engine	DAW = Cont.Var. w/Off-Rd Crawl Ratio Trans

AR = use ase required - = Non illustrated part

Air Charge Cooler
Figure 7-175

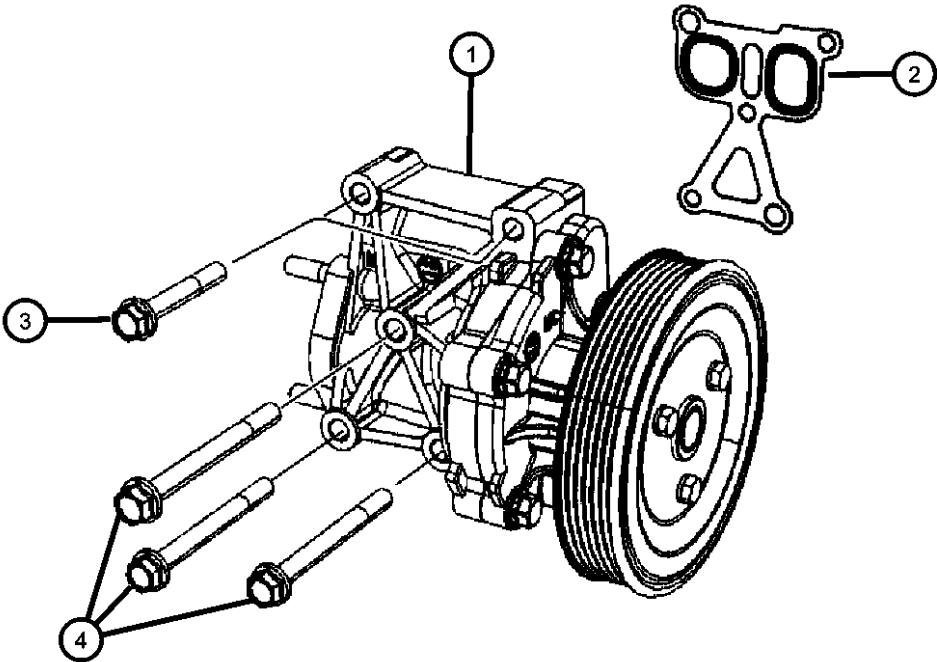


ITEM	PART NUMBER	QTY	LINE	SERIES	BODY	ENGINE	TRANS	TRIM	DESCRIPTION
1	05191288AB	1	J, T, U			ECD, ECE DD7, DEF			COOLER, Charge Air [HAA]
		1	J, T, U			ECD, ECE DD7, DEF			[HCA]
2	68002664AA	1	J, T, U			ECD, ECE DD7, DEF			SEAL, CHARGE AIR COOLER, Lower
3	04891705AB	1	J, T, U			ECD, ECE			HOSE, Intercooler Outlet [X87]
		1	J, T, U			ECE, ECD			
4	04891699AC	1	J, T, U			ECD, ECE			HOSE, Intercooler Outlet
5	04891697AB	1	J, T, U			ECD			HOSE, Intercooler Inlet
		1	J, T, U			ECD			INTERCOOLER INLET
6	04891698AB	1	J, T, U			ECD, ECE			HOSE, Intercooler Inlet
		1	J, T, U			ECD, ECE			INTERCOOLER INLET
	04891945AA	1	J, T, U			ECE			[X87] INTERCOOLER INLET
		1	J, T, U			ECE			[X87]
7	04891788AA	1	J, T, U			ECD, ECE DD7, DEF			HOSE, Intercooler Inlet
		1	J, T, U			ECD, ECE DD7, DEF			[HAC]
8	04891848AA	1	J, T, U			ECE			HOSE
		1	J, T, U			ECE			INTERCOOLER INLET
9	06104390AA	1	J, T, U			ECD, ECE			SCREW AND WASHER, Hex Head, M8x1.25x35
		1	J, T, U			ECD, ECE			CHARGE AIR COOLER OUTLET TO RAIL
									CHARGE AIR COOLER INLET TO RAIL

COMPASS/PATRIOT (MK)		BODY		ENGINE	TRANSMISSION
SERIES	LINE				
H = HIGHLINE	T = JEEP - 2WD	49 = HATCHBACK TYPE #2		ECE = 2.0L 4 Cyl DOHC DPF Diesel Engine	DEF = 6-Speed Manual Aisin BG6 Trans
L = LOWLINE	J = JEEP - 4WD	74 = SPORT UTILITY 4-DR TYPE #4		ED3 = 2.4L 4 Cyl DOHC 16V Dual VVT Engine	DD7 = 5-Speed Manual T355 Transmission
P = PREMIUM	U = JEEP - 4WD (RHD)			ECD = 2.0L 4 Cyl DOHC Diesel 16V Engine	DAV = Continuously Variable Transaxle II
				ECN = 2.0L 4 Cyl DOHC 16V Dual VVT Engine	DAW = Cont.Var. w/Off-Rd Crawl Ratio Trans

Water Pump and Related Parts
Figure 7-205

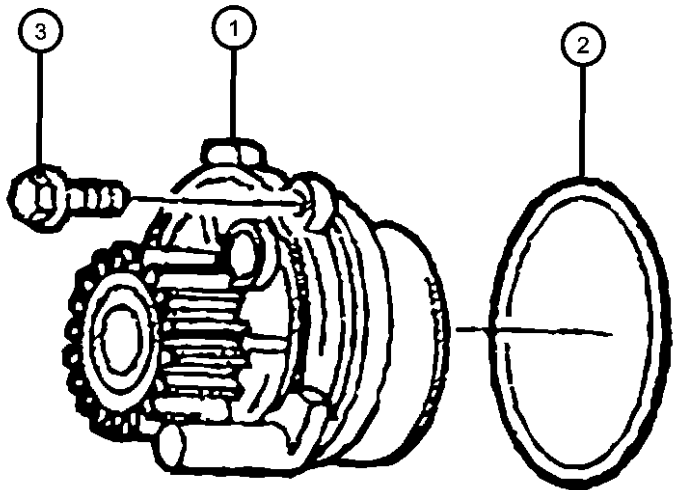
ITEM	PART NUMBER	QTY	LINE	SERIES	BODY	ENGINE	TRANS	TRIM	DESCRIPTION
NOTE: Sales Codes: [ED3] = 2.4L 4 CYL DOHC 16V Dual VVT Engine									
1	05047138AA	1	J, T, U			ECN, ED3			PUMP, Water
2	04884696AA	1	J, T, U			ECN, ED3			GASKET, Water Pump Outlet
3									BOLT
	1140308553	2	J, T, U			ECN, ED3			WATER PUMP TO CYL BLOCK
		2	J, T, U			ECN, ED3			
4	1140308803	3	J, T, U			ECN, ED3			BOLT, WATER PUMP TO CYL BLOCK



COMPASS/PATRIOT (MK)				
SERIES	LINE	BODY	ENGINE	TRANSMISSION
H = HIGHLINE	T = JEEP - 2WD	49 = HATCHBACK TYPE #2	ECE = 2.0L 4 Cyl DOHC DPF Diesel Engine	DEF = 6-Speed Manual Aisin BG6 Trans
L = LOWLINE	J = JEEP - 4WD	74 = SPORT UTILITY 4-DR TYPE #4	ED3 = 2.4L 4 Cyl DOHC 16V Dual VVT Engine	DD7 = 5-Speed Manual T355 Transmission
P = PREMIUM	U = JEEP - 4WD (RHD)		ECD = 2.0L 4 Cyl DOHC Diesel 16V Engine	DAV = Continuously Variable Transaxle II
			ECN = 2.0L 4 Cyl DOHC 16V Dual VVT Engine	DAW = Cont.Var. w/Off-Rd Crawl Ratio Trans

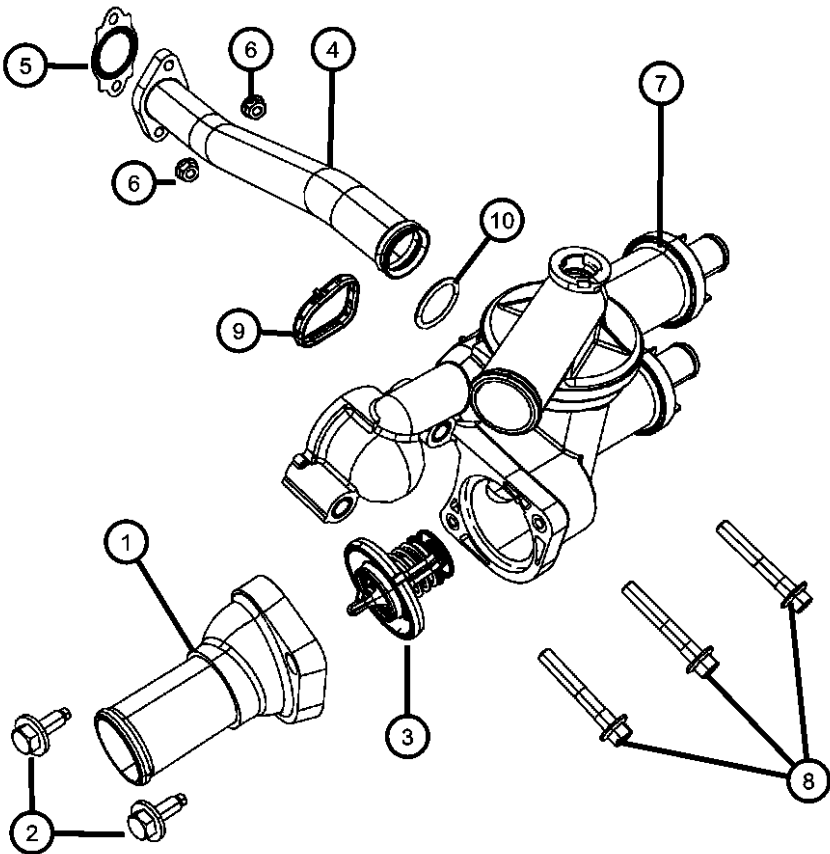
Water Pump and Related Parts
Figure 7-210

ITEM	PART NUMBER	QTY	LINE	SERIES	BODY	ENGINE	TRANS	TRIM	DESCRIPTION
1	68000693AB	1	J, T, U			ECD			PUMP, Water
2	68001448AA	1	J, T, U			ECD			O RING
3	68001543AA	3	J, T, U			ECD			BOLT, Hex Head, M7x21.5



COMPASS/PATRIOT (MK)		BODY	ENGINE	TRANSMISSION
SERIES	LINE			
H = HIGHLINE	T = JEEP - 2WD	49 = HATCHBACK TYPE #2	ECE = 2.0L 4 Cyl DOHC DPF Diesel Engine	DEF = 6-Speed Manual Aisin BG6 Trans
L = LOWLINE	J = JEEP - 4WD	74 = SPORT UTILITY 4-DR	ED3 = 2.4L 4 Cyl DOHC 16V Dual VVT Engine	DD7 = 5-Speed Manual T355 Transmission
P = PREMIUM	U = JEEP - 4WD (RHD)	TYPE #4	ECD = 2.0L 4 Cyl DOHC Diesel 16V Engine	DAV = Continuously Variable Transaxle II
			ECN = 2.0L 4 Cyl DOHC 16V Dual VVT Engine	DAW = Cont.Var. w/Off-Rd Crawl Ratio Trans

Thermostat and Related Parts
Figure 7-250

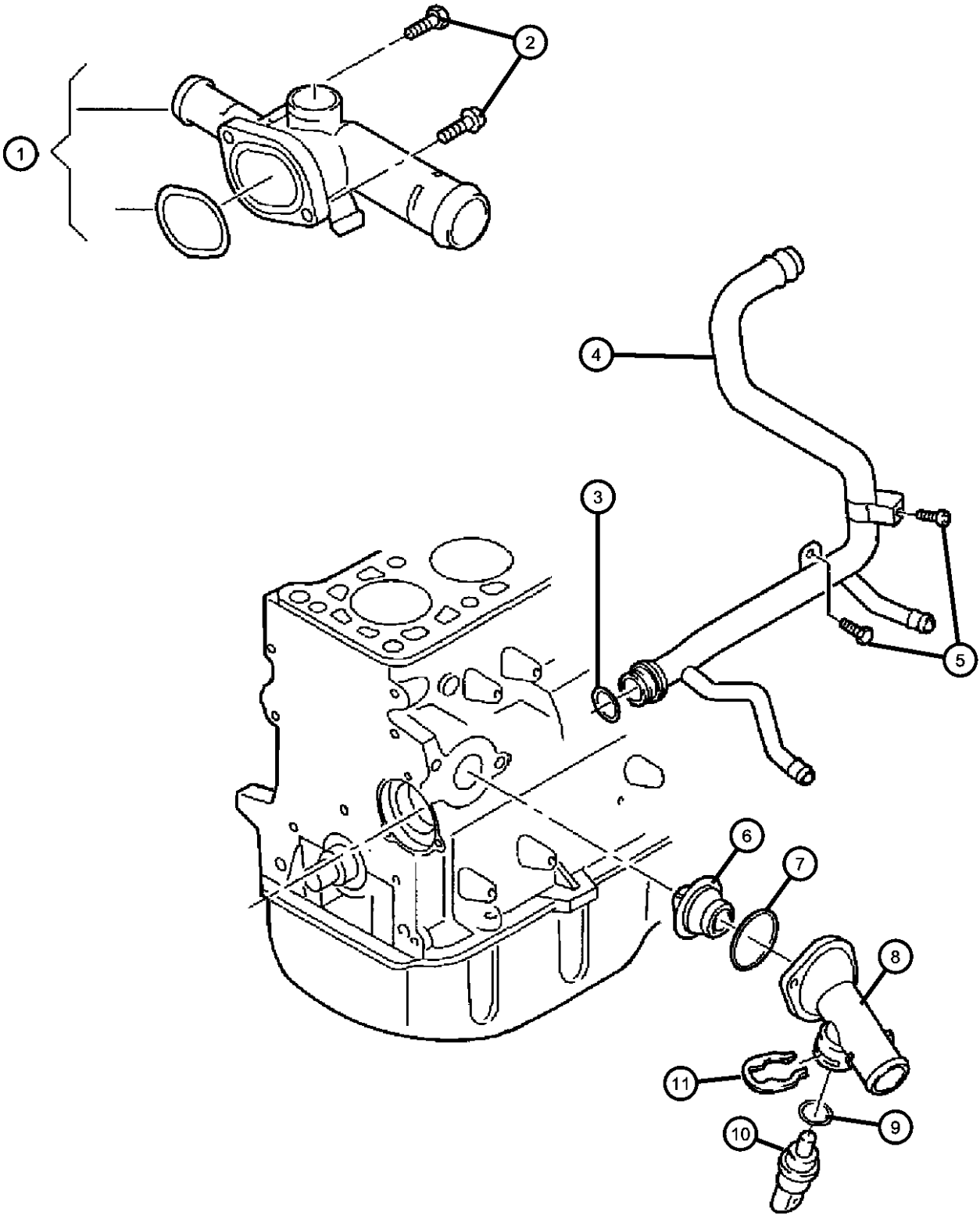


ITEM	PART NUMBER	QTY	LINE	SERIES	BODY	ENGINE	TRANS	TRIM	DESCRIPTION
Sales Codes: [DAV] = Continuously Variable Transmission [DD7] = 5 Speed Manual T355 Transmission [DEF] = 6-Speed Manual Aisin BG6 Transmission [EBA] = 1.8L 4 CYL DOHC 16V Dual VVT Engine [ECN] = 2.0L 4 CYL DOHC 16V Dual VVT Engine [ECD] = 2.0L 4 CYL									
1	04884571AB	1	J, T, U			ECN, ED3			HOUSING, Thermostat
2	06104716AA	2	J, T, U						NUT, Hex Flange Lock, M8X1.25
3									THERMOSTAT
	55111016AC	1	J, T, U			ECN, ED3			170 Degrees F
	55111017AB	1	J, T, U			ECN, ED3			203 DEGREES F
4	04884697AB	1	J, T, U			ECN, ED3			TUBE, Water Inlet
5	04884703AA	1	J, T, U			ECN, ED3			GASKET, Water Inlet
6	06104716AA	2	J, T, U			ECN, ED3			NUT, Hex Flange Lock, M8X1.25
7	68003582AB	1	J, T, U			ECN, ED3			ADAPTER PACKAGE, Coolant
8									BOLT
	06508393AA	3	J, T, U			ED3, ECN			COOLANT ADAPTER ASSY TO CYL HEAD
		3	J, T, U			ECN, ED3			
9	04884572AA	1	J, T, U			ECN, ED3			SEAL
10	04884873AA	1	J, T, U			ECN, ED3			O RING, Water Inlet Tube

COMPASS/PATRIOT (MK)		BODY		ENGINE	TRANSMISSION
SERIES	LINE				
H = HIGHLINE	T = JEEP - 2WD	49 = HATCHBACK TYPE #2		ECE = 2.0L 4 Cyl DOHC DPF Diesel Engine	DEF = 6-Speed Manual Aisin BG6 Trans
L = LOWLINE	J = JEEP - 4WD	74 = SPORT UTILITY 4-DR TYPE #4		ED3 = 2.4L 4 Cyl DOHC 16V Dual VVT Engine	DD7 = 5-Speed Manual T355 Transmission
P = PREMIUM	U = JEEP - 4WD (RHD)			ECD = 2.0L 4 Cyl DOHC Diesel 16V Engine	DAV = Continuously Variable Transaxle II
				ECN = 2.0L 4 Cyl DOHC 16V Dual VVT Engine	DAW = Cont.Var. w/Off-Rd Crawl Ratio Trans

AR = use ase required - = Non illustrated part

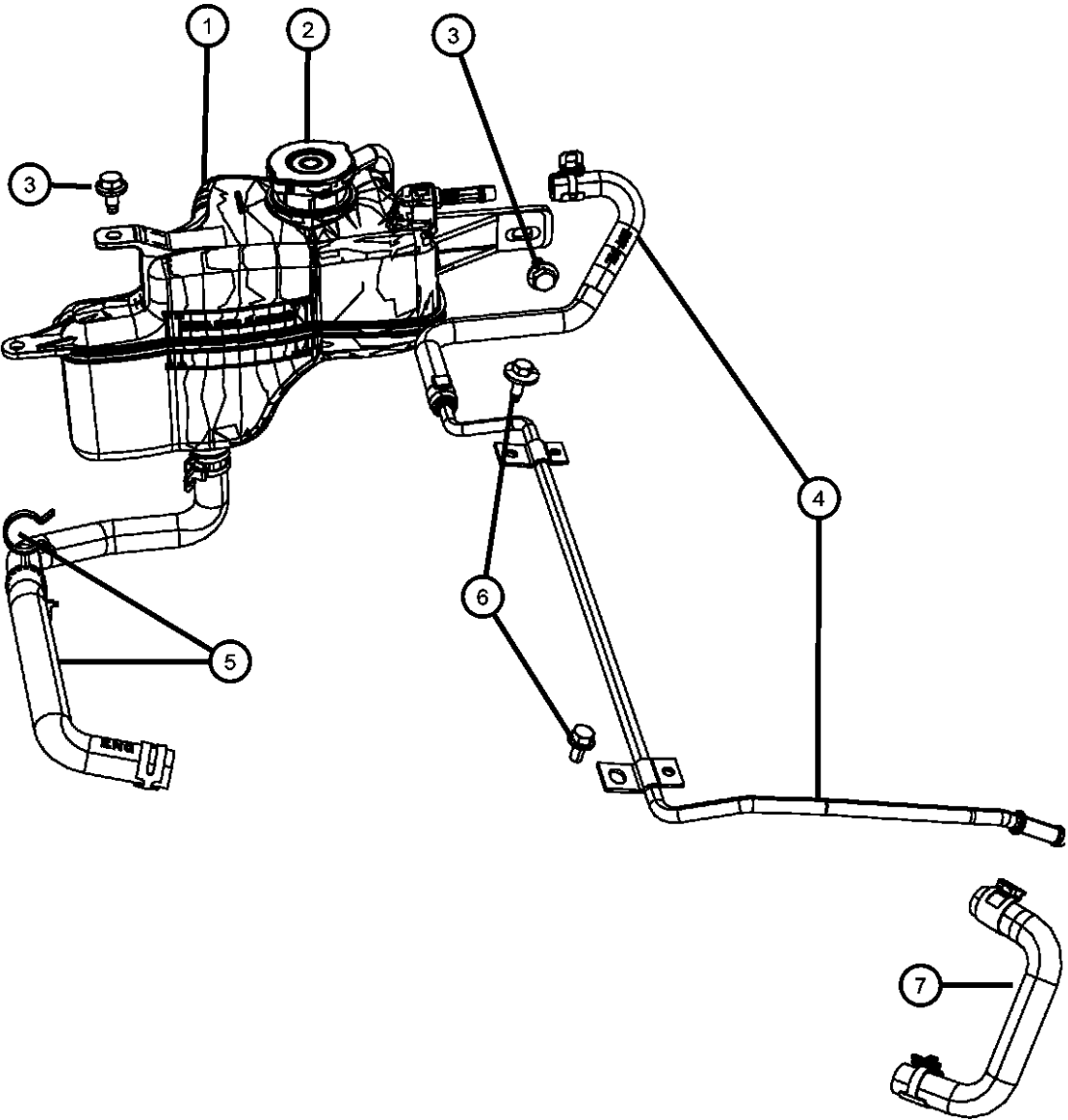
Thermostat and Related Parts
Figure 7-255



ITEM	PART NUMBER	QTY	LINE	SERIES	BODY	ENGINE	TRANS	TRIM	DESCRIPTION
1	68001300AA	1	U, J, T			ECD			HOUSING, Water Outlet
2	68001300AA	1							BOLT, (NOT SERVICED)
3	68001603AA	1	J, T, U			ECD			WASHER
4	68000811AA	1	J, T, U			ECD			TUBE, Heater
5	68000811AA	1							BOLT, (NOT SERVICED)
6	68000800AA	1	J, T, U			ECD			THERMOSTAT, Engine Coolant
7	68000800AA	1							SEAL, (NOT SERVICED)
8	04884571AB	1	J, T, U			ECN, ED3			HOUSING, Thermostat
9	68001527AA	1	J, T, U			ECD			SEAL
10	68001313AB	1	J, T, U			ECD			SENSOR, Temperature
11	68001423AA	1	J, T, U			ECD			CLIP

COMPASS/PATRIOT (MK)		BODY	ENGINE	TRANSMISSION
SERIES	LINE			
H = HIGHLINE	T = JEEP - 2WD	49 = HATCHBACK TYPE #2	ECE = 2.0L 4 Cyl DOHC DPF Diesel Engine	DEF = 6-Speed Manual Aisin BG6 Trans
L = LOWLINE	J = JEEP - 4WD	74 = SPORT UTILITY 4-DR TYPE #4	ED3 = 2.4L 4 Cyl DOHC 16V Dual VVT Engine	DD7 = 5-Speed Manual T355 Transmission
P = PREMIUM	U = JEEP - 4WD (RHD)		ECD = 2.0L 4 Cyl DOHC Diesel 16V Engine	DAV = Continuously Variable Transaxle II
			ECN = 2.0L 4 Cyl DOHC 16V Dual VVT Engine	DAW = Cont.Var. w/Off-Rd Crawl Ratio Trans

Coolant Recovery Bottle
Figure 7-305



ITEM	PART NUMBER	QTY	LINE	SERIES	BODY	ENGINE	TRANS	TRIM	DESCRIPTION
------	-------------	-----	------	--------	------	--------	-------	------	-------------

Sales Codes:
[ECB] = 2.0L 4 CYL DOHC DIESEL 16V ENGINE

1	05058157AC	1	J, T, U			ECD, ECE			BOTTLE, Coolant Recovery
2	55111074AA	AR	J, T, U			ECN, ED3			CAP, Coolant Recovery Bottle
3	06104384AA	1	U, J, T			ECN, ED3			BOLT AND WASHER, Hex Head, M8x1.25x20
4	05058295AB	1	J, T, U			ECD			HOSE, Coolant Bottle Supply
5	05058296AC	1	J, T, U			ECD, ECE			HOSE, Coolant Bottle Return
6	06104179AA	1	J, T, U						BOLT
7									HOSE, Coolant Bottle Supply
	05058628AA	1	J, T, U			ECE			[X87]
		1	J, T, U			ECE			

COMPASS/PATRIOT (MK)		BODY		ENGINE	TRANSMISSION
SERIES	LINE				
H = HIGHLINE	T = JEEP - 2WD	49 = HATCHBACK TYPE #2		ECE = 2.0L 4 Cyl DOHC DPF Diesel Engine	DEF = 6-Speed Manual Aisin BG6 Trans
L = LOWLINE	J = JEEP - 4WD	74 = SPORT UTILITY 4-DR TYPE #4		ED3 = 2.4L 4 Cyl DOHC 16V Dual VVT Engine	DD7 = 5-Speed Manual T355 Transmission
P = PREMIUM	U = JEEP - 4WD (RHD)			ECD = 2.0L 4 Cyl DOHC Diesel 16V Engine	DAV = Continuously Variable Transaxle II
				ECN = 2.0L 4 Cyl DOHC 16V Dual VVT Engine	DAW = Cont.Var. w/Off-Rd Crawl Ratio Trans

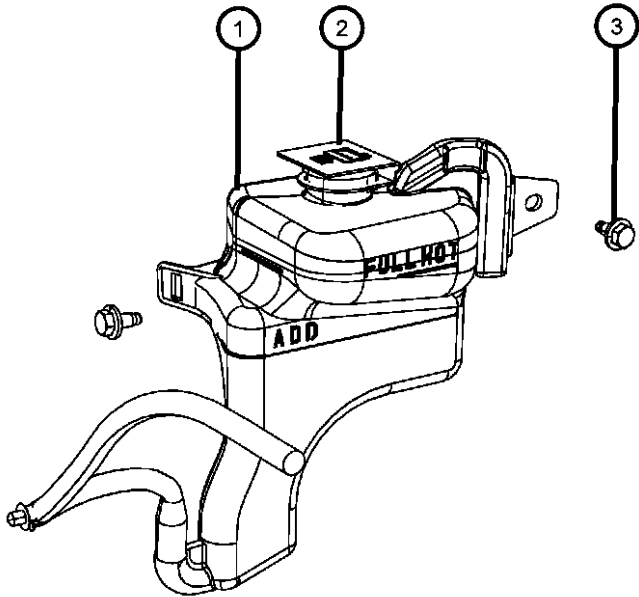
AR = use ase required - = Non illustrated part

Coolant Recovery Bottle
Figure 7-310

ITEM	PART NUMBER	QTY	LINE	SERIES	BODY	ENGINE	TRANS	TRIM	DESCRIPTION
------	-------------	-----	------	--------	------	--------	-------	------	-------------

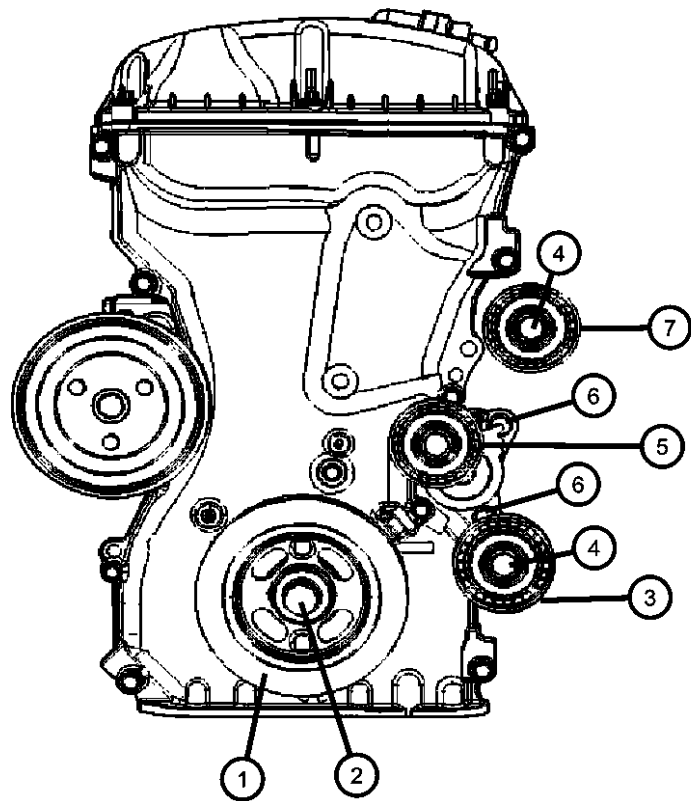
NOTES: Sales Codes:
[ED3] = 2.4L 4 CYL DOHC 16V DUAL VVT ENGINE

1	05058156AH	1	J, T, U			ECN, ED3			BOTTLE, Coolant Recovery
2	55111074AA	1	J, T, U			ECN, ED3			CAP, Coolant Recovery Bottle
3	06104384AA	1	J, T, U			ECN, ED3			BOLT AND WASHER, Hex Head, M8x1.25x20



COMPASS/PATRIOT (MK)		BODY	ENGINE	TRANSMISSION
SERIES	LINE			
H = HIGHLINE	T = JEEP - 2WD	49 = HATCHBACK TYPE #2	ECE = 2.0L 4 Cyl DOHC DPF Diesel Engine	DEF = 6-Speed Manual Aisin BG6 Trans
L = LOWLINE	J = JEEP - 4WD	74 = SPORT UTILITY 4-DR	ED3 = 2.4L 4 Cyl DOHC 16V Dual VVT Engine	DD7 = 5-Speed Manual T355 Transmission
P = PREMIUM	U = JEEP - 4WD (RHD)	TYPE #4	ECD = 2.0L 4 Cyl DOHC Diesel 16V Engine	DAV = Continuously Variable Transaxle II
			ECN = 2.0L 4 Cyl DOHC 16V Dual VVT Engine	DAW = Cont.Var. w/Off-Rd Crawl Ratio Trans

Pulleys and Related Parts Gas
Figure 7-405



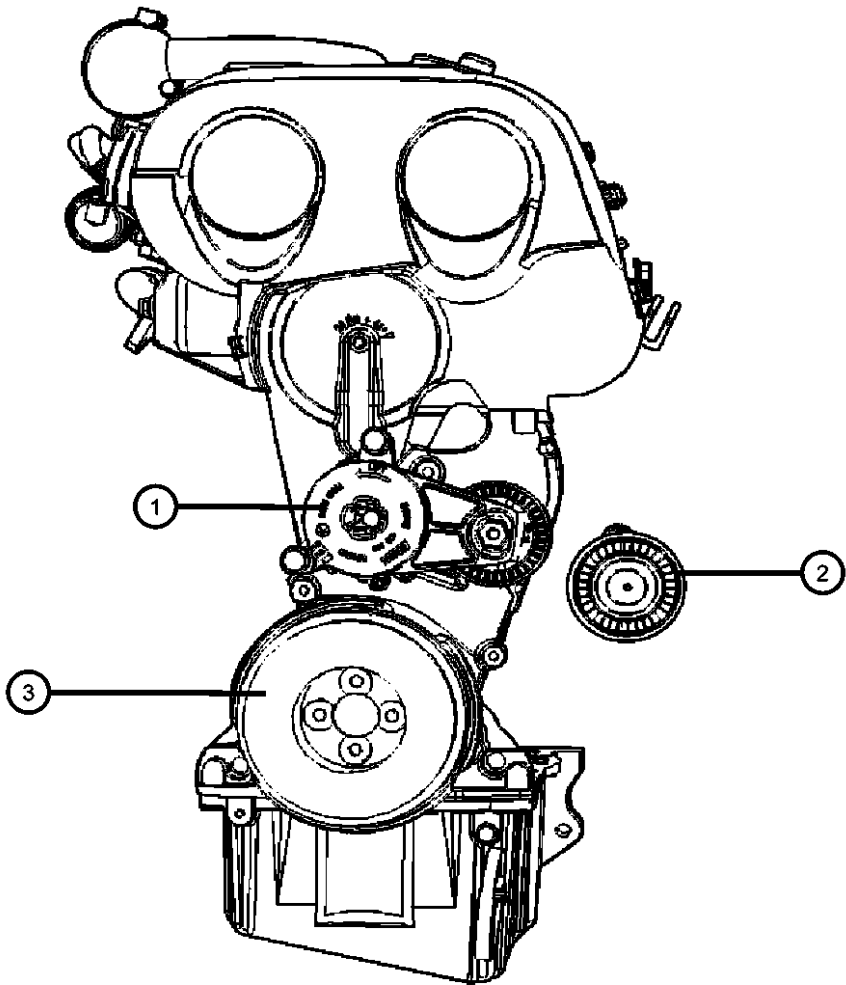
ITEM	PART NUMBER	QTY	LINE	SERIES	BODY	ENGINE	TRANS	TRIM	DESCRIPTION
Sales Codes: [ED3] = 2.4L Gas Engine									
1	2312425000	1	J, T, U			ECN, ED3			DAMPER, Crankshaft
2	06509029AA	1	J, T, U			ED3			BOLT, Hex Flange Head, M14x1.50x40.00, DAMPER PULLEY TO CRANKSHAFT
3	04891596AB	2				ED3			PULLEY, Idler, UPPER & LOWER, ACCESSORY BELT
4									SCREW, Hex Flange Head, M10X1.50X40.00
	06508391AA	1	J, T, U			ECN, ED3			IDLER TO ENG ACCESSORY DRIVE BRKT
		1	J, T, U			ECN, ED3			
5									TENSIONER, Belt
	04891595AB	1	J, T, U			ECN, ED3			TENSIONER ASSY- ACCESSORY DRIVE
		1				ED3			
6	06104035AA	1	J, T, U			ECN, ED3			BOLT, Hex Flange Head, M8X1.25X90.00
7									PULLEY, Idler
	04891797AA	1	J, T, U			ECN, ED3			UPPER & LOWER, ACCESSORY BELT
		1	J, T, U			ECN, ED3			

COMPASS/PATRIOT (MK)		BODY		ENGINE	TRANSMISSION
SERIES	LINE				
H = HIGHLINE	T = JEEP - 2WD	49 = HATCHBACK TYPE #2	ECE = 2.0L 4 Cyl DOHC DPF Diesel Engine	DEF = 6-Speed Manual Aisin BG6 Trans	
L = LOWLINE	J = JEEP - 4WD	74 = SPORT UTILITY 4-DR TYPE #4	ED3 = 2.4L 4 Cyl DOHC 16V Dual VVT Engine	DD7 = 5-Speed Manual T355 Transmission	
P = PREMIUM	U = JEEP - 4WD (RHD)		ECD = 2.0L 4 Cyl DOHC Diesel 16V Engine	DAV = Continuously Variable Transaxle II	
			ECN = 2.0L 4 Cyl DOHC 16V Dual VVT Engine	DAW = Cont.Var. w/Off-Rd Crawl Ratio Trans	

Pulley and Related Parts Diesel
Figure 7-410

ITEM	PART NUMBER	QTY	LINE	SERIES	BODY	ENGINE	TRANS	TRIM	DESCRIPTION
------	----------------	-----	------	--------	------	--------	-------	------	-------------

Sales Code: [ECD] = 2.0L Diesel Engine									
1	04891659AA	1	J, T, U			ECD, ECE			TENSIONER, Belt
2	04891660AA	1	J, T, U			ECD, ECE			PULLEY, Idler
3	04891660AA	1							PULLEY, Crankshaft, Serviced with Damper, (NOT SERVICED)



COMPASS/PATRIOT (MK)		BODY	ENGINE	TRANSMISSION
SERIES	LINE			
H = HIGHLINE	T = JEEP - 2WD	49 = HATCHBACK TYPE #2	ECE = 2.0L 4 Cyl DOHC DPF Diesel Engine	DEF = 6-Speed Manual Aisin BG6 Trans
L = LOWLINE	J = JEEP - 4WD	74 = SPORT UTILITY 4-DR	ED3 = 2.4L 4 Cyl DOHC 16V Dual VVT Engine	DD7 = 5-Speed Manual T355 Transmission
P = PREMIUM	U = JEEP - 4WD (RHD)	TYPE #4	ECD = 2.0L 4 Cyl DOHC Diesel 16V Engine	DAV = Continuously Variable Transaxle II
			ECN = 2.0L 4 Cyl DOHC 16V Dual VVT Engine	DAW = Cont.Var. w/Off-Rd Crawl Ratio Trans

Belts, Serpentine and V-Belts
Figure 7-505

ITEM	PART NUMBER	QTY	LINE	SERIES	BODY	ENGINE	TRANS	TRIM	DESCRIPTION
------	----------------	-----	------	--------	------	--------	-------	------	-------------

Sales Codes:

[ECN] = 2.0L Gas Engine
[ED3] = 2.4L Gas Engine
[ECD] = 2.0L Diesel Engine

1	04891692AB	1	J, T, U			ECN, ED3			BELT, Accessory Drive, [HCA+X87]
2									BELT, Accessory Drive
	04891598AB	1	J, T, U			ECN, ED3	DAV, DAW		
	04891661AA	1	J, T, U			ECD, ECE			
	04891721AB	1	J, T, U			ECN, ED3	DD7		

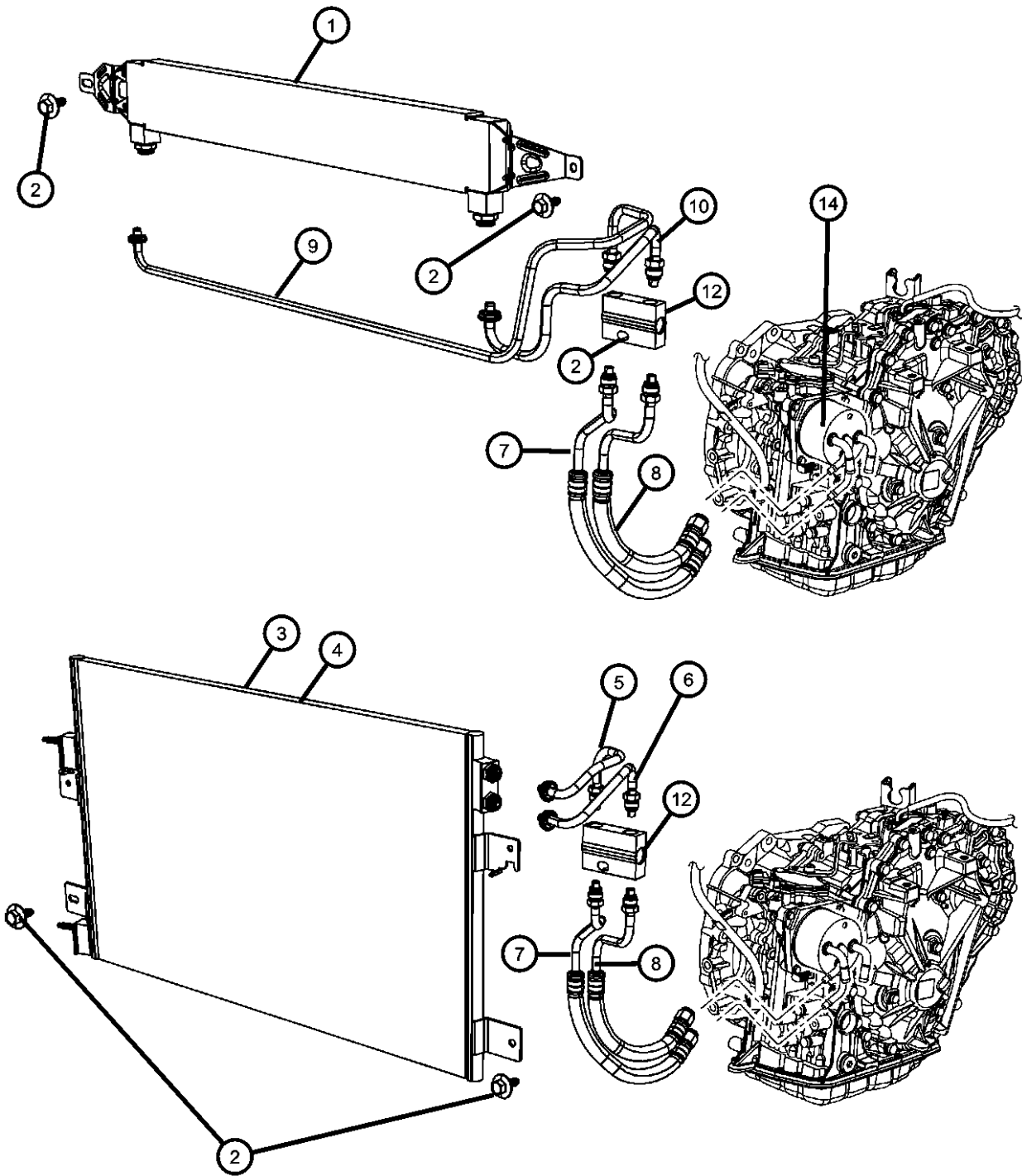
COMPASS/PATRIOT (MK)

SERIES	LINE	BODY	ENGINE	TRANSMISSION
H = HIGHLINE	T = JEEP - 2WD	49 = HATCHBACK TYPE #2	ECE = 2.0L 4 Cyl DOHC DPF Diesel Engine	DEF = 6-Speed Manual Aisin BG6 Trans
L = LOWLINE	J = JEEP - 4WD	74 = SPORT UTILITY 4-DR TYPE #4	ED3 = 2.4L 4 Cyl DOHC 16V Dual VVT Engine	DD7 = 5-Speed Manual T355 Transmission
P = PREMIUM	U = JEEP - 4WD (RHD)		ECD = 2.0L 4 Cyl DOHC Diesel 16V Engine	DAV = Continuously Variable Transaxle II
			ECN = 2.0L 4 Cyl DOHC 16V Dual VVT Engine	DAW = Cont.Var. w/Off-Rd Crawl Ratio Trans

AR = use ase required - = Non illustrated part

2008 MK

Transmission Oil Cooler and Lines
Figure 7-605

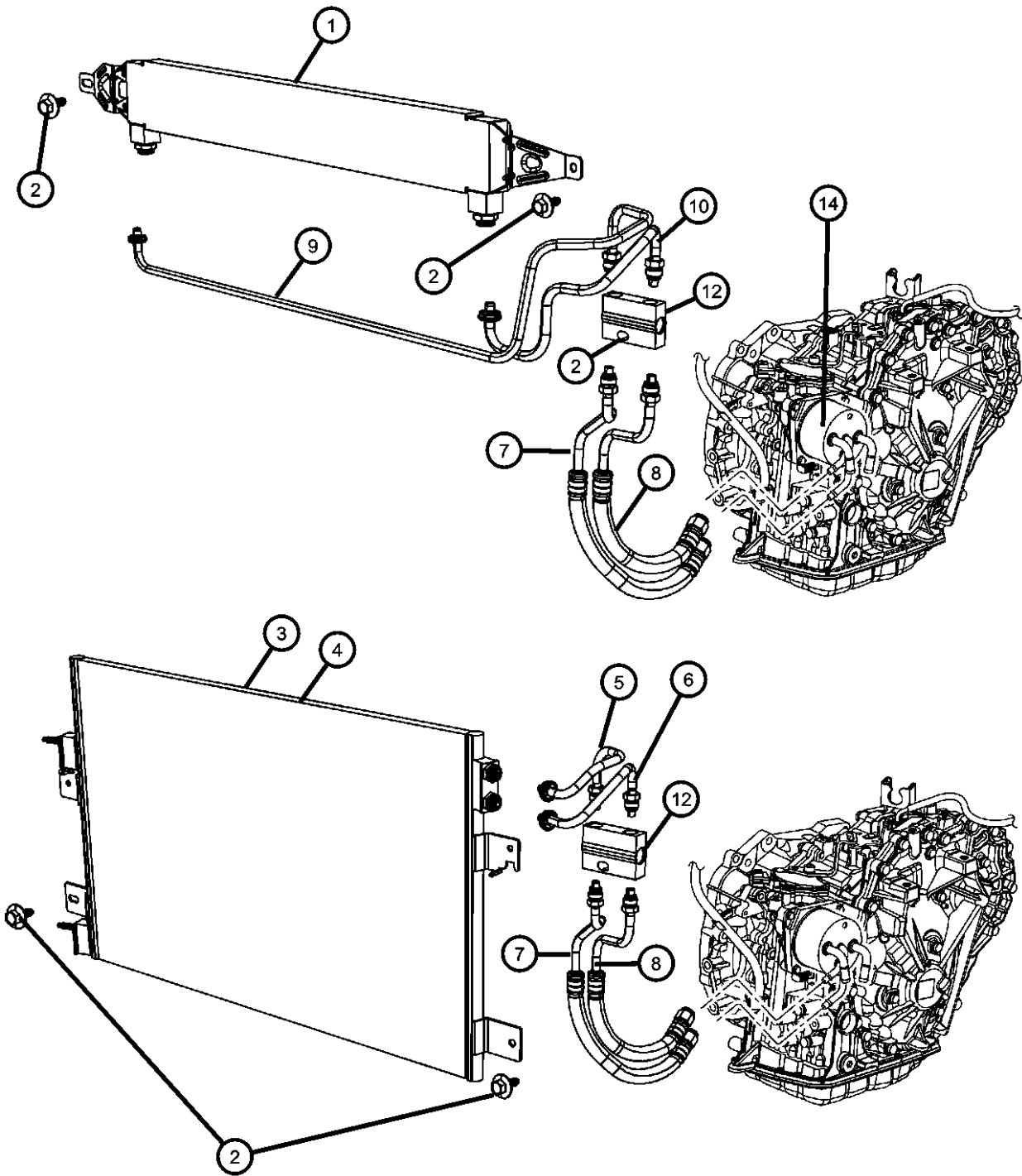


ITEM	PART NUMBER	QTY	LINE	SERIES	BODY	ENGINE	TRANS	TRIM	DESCRIPTION
Sales Codes: [HCA] = Heater [HAA] = Heater with Air Conditioning [DAV]=Continuously Variable Transmission [ECN] = 2.0L Gas Engine [ED3] = 2.4L Gas Engine									
1	68004055AA	1	J, T, U			ECN, ED3	DAV		COOLER, Auxiliary Trans. Oil
2	05191254AA	1	J, T, U			ECN, ED3	DAV		SCREW, M6x1.0
		1	J, T, U			ECN, ED3	DD7, DEF		[HCA]
3	68004053AA	1	J, T, U			ECN, ED3	DAV		[HAA]
4									COOLER, Condenser and Aux
									TOC
									COOLER, Transmission Oil
	68025160AA	1	J, U			ED3	DAV		
	68004297AA	1	J, T, U			ECN, ED3	DAW		[HAA]
		1	J, T, U			ECN, ED3	DAW		[HCA]
5	68021175AA	1	J, T, U			ECN, ED3	DAV		TUBE, Transmission By-Pass
6									Valve
									TUBE, Transmission By-Pass
									Valve
	68021172AA	1	J, T, U			ECN, ED3	DAW		[HCA]
		1	J, T, U			ECN, ED3	DAV		
7									TUBE, Transmission By-Pass
									Valve
	68021174AB	1	J, T, U			ECN, ED3	DAV		[HAA]
		1	T, U, J			ECN, ED3	DAW		
		1	J, T, U			ECN, ED3	DAV		[HCA]
8									TUBE, Transmission By-Pass
									Valve
	68021173AB	1	J, T, U			ECN, ED3	DAW		
		1	J, T, U			ECN, ED3	DAV		
9	68021176AA	1	J, T, U			ECN, ED3	DAV		TUBE, Transmission By-Pass
									Valve, BY-PASS VALVE TO
									COOLER
10	68021177AA	1	J, T, U			ECN, ED3	DAV		TUBE, Transmission By-Pass
									Valve, BY-PASS VALVE TO
									COOLER
-11	68021178AA	1	J, T, U			ECN, ED3	DAW		TUBE, Transmission By-Pass
									Valve, BY-PASS VALVE TO
									COOLER

COMPASS/PATRIOT (MK)		BODY		ENGINE		TRANSMISSION	
SERIES	LINE						
H = HIGHLINE	T = JEEP - 2WD	49 = HATCHBACK TYPE #2	ECE = 2.0L 4 Cyl DOHC DPF	DEF = 6-Speed Manual Aisin BG6			
L = LOWLINE	J = JEEP - 4WD	74 = SPORT UTILITY 4-DR	Diesel Engine	Trans			
P = PREMIUM	U = JEEP - 4WD (RHD)	TYPE #4	ED3 = 2.4L 4 Cyl DOHC 16V	DD7 = 5-Speed Manual T355			
			Dual VVT Engine	Transmission			
			ECD = 2.0L 4 Cyl DOHC	DAV = Continuously Variable			
			Diesel 16V Engine	Transaxle II			
			ECN = 2.0L 4 Cyl DOHC 16V	DAW = Cont.Var. w/Off-Rd Crawl			
			Dual VVT Engine	Ratio Trans			

AR = use ase required - = Non illustrated part

Transmission Oil Cooler and Lines
Figure 7-605



ITEM	PART NUMBER	QTY	LINE	SERIES	BODY	ENGINE	TRANS	TRIM	DESCRIPTION
12	68021179AA	1	J, T, U			ECN, ED3	DAW		VALVE, Transmission By-Pass
		1	J, T, U			ECN, ED3	DAV	[HAA]	
		1	J, T, U			ED3, ECN	DAV	[HCA]	
		1	J, T, U			ECN, ED3	DAV		O RING, Transmission By-Pass Valve
-13	68021180AA	1	J, T, U			ECN, ED3	DAV		COOLER, Auxiliary Trans. Oil
14	68025160AA	1	T			ED3	DAV		
		1	J, T, U			ED3	DAW		

COMPASS/PATRIOT (MK)		BODY	ENGINE	TRANSMISSION
SERIES	LINE			
H = HIGHLINE	T = JEEP - 2WD	49 = HATCHBACK TYPE #2	ECE = 2.0L 4 Cyl DOHC DPF Diesel Engine	DEF = 6-Speed Manual Aisin BG6 Trans
L = LOWLINE	J = JEEP - 4WD	74 = SPORT UTILITY 4-DR TYPE #4	ED3 = 2.4L 4 Cyl DOHC 16V Dual VVT Engine	DD7 = 5-Speed Manual T355 Transmission
P = PREMIUM	U = JEEP - 4WD (RHD)		ECD = 2.0L 4 Cyl DOHC Diesel 16V Engine	DAV = Continuously Variable Transaxle II
			ECN = 2.0L 4 Cyl DOHC 16V Dual VVT Engine	DAW = Cont.Var. w/Off-Rd Crawl Ratio Trans

AR = use ase required - = Non illustrated part

Group - 8

Electrical

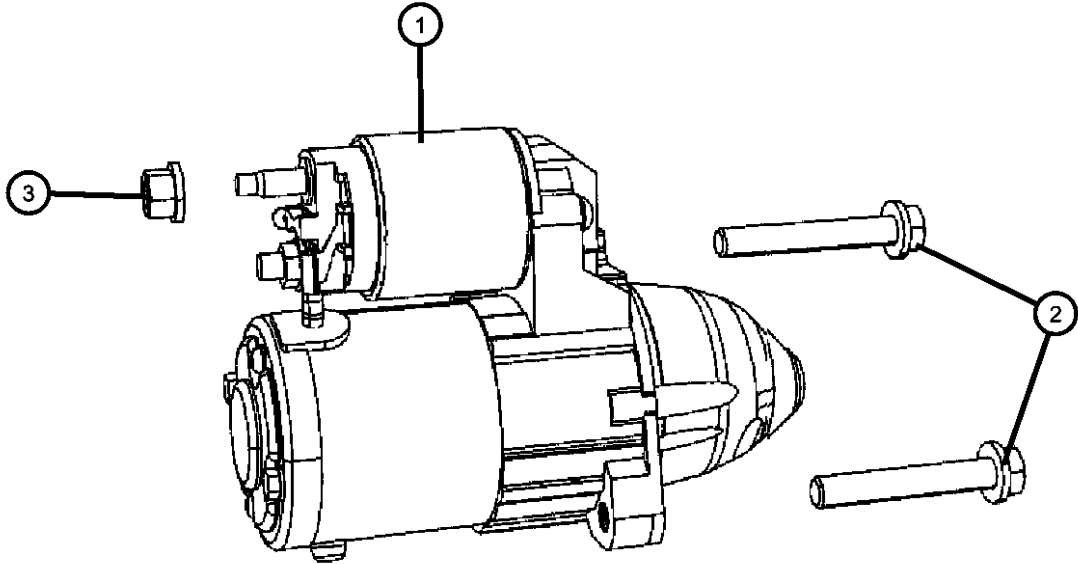
008-100 Starters	008-1000 Battery, Battery Tray and Cables	008-1100 Lamps-Interior and Exterior	008-1200 Wiring-Powertrain
008-1300 Wiring-Headlamp to Dash	008-1400 Wiring-Instrument Panel	008-1500 Wiring-Body and Accessories	008-1600 Wiring and Repair

008-1900 Ignition - Spark Plugs, Cables, Coils, and Glow Plugs	008-200 Generators / Alternators	008-2000 Instrument Panel	008-2100 Instrument Panel Cluster
008-2200 Radio, Antenna, Speakers, DVD, and Video systems	008-2300 Consoles	008-2400 Navigation	008-2500 Telecommunication
008-2700 Speed Control	008-400 Modules and Engine Controllers	008-500 Power Distribution Center, Fuse Block, Junction Block, Relays and Fuses	008-600 Sensors
008-800 Switches	008-900 Horns		

Group - 8 Electrical		
Illustration Title	Group-Fig. No.	
Starters		
Starter and Related Parts.....	Fig. 8 - 105	
Starter and Related Parts.....	Fig. 8 - 106	
Generators / Alternators		
Generator/Alternator and Related Parts.....	Fig. 8 - 205	
Generator/Alternator and Related Parts.....	Fig. 8 - 210	
Modules and Engine Controllers		
Modules Engine Compartment.....	Fig. 8 - 405	
Modules Instrument Panel.....	Fig. 8 - 410	
Modules Overhead.....	Fig. 8 - 415	
Modules Body	Fig. 8 - 420	
Modules Brakes, Suspension and Steering.....	Fig. 8 - 430	
Power Distribution Center, Fuse Block, Junction Block, Relays and Fuses		
Power Distribution Center	Fig. 8 - 505	
Relays and Totally Integrated Power Module Mounting.....	Fig. 8 - 506	
Sensors		
Sensors, Gas Engine	Fig. 8 - 605	
Sensors Diesel Engine.....	Fig. 8 - 610	
Sensors Oxygen Gas	Fig. 8 - 615	
Sensors Brakes	Fig. 8 - 625	
Sensors Body.....	Fig. 8 - 635	
Sensors Drivetrain	Fig. 8 - 640	
Switches		
Switches Instrument Panel	Fig. 8 - 805	
Switches Console	Fig. 8 - 810	
Switches Door and Liftgate.....	Fig. 8 - 815	
Switches Body.....	Fig. 8 - 820	
Switches Steering Column and Wheel	Fig. 8 - 830	
Switches Powertrain	Fig. 8 - 835	
Horns		
Horns.....	Fig. 8 - 905	
Siren Alarm System.....	Fig. 8 - 910	
Battery, Battery Tray and Cables		
Battery Tray and Support.....	Fig. 8 - 1005	
Battery Wiring	Fig. 8 - 1010	
Lamps-Interior and Exterior		
Lamps Front	Fig. 8 - 1105	
Lamps Rear.....	Fig. 8 - 1110	
Lamps Interior	Fig. 8 - 1115	
Wiring-Powertrain		
Wiring Engine Gas	Fig. 8 - 1205	
Wiring Engine Diesel.....	Fig. 8 - 1210	
Wiring Transmission and Transfer Cases	Fig. 8 - 1215	
Ground Straps.....	Fig. 8 - 1220	
Wiring-Headlamp to Dash		
Wiring Headlamp to Dash	Fig. 8 - 1305	
Wiring-Instrument Panel		
Wiring Instrument Panel	Fig. 8 - 1405	
Wiring-Body and Accessories		
Wiring Body.....	Fig. 8 - 1505	
Wiring Door, Deck Lid, and Liftgate.....	Fig. 8 - 1515	
Wiring and Repair		
Wiring Repairs.....		Fig. 8 - 1605
Ignition - Spark Plugs, Cables, Coils, and Glow Plugs		
Spark Plugs, Ignition Wires, Ignition Coil.....		Fig. 8 - 1905
Glow Plugs.....		Fig. 8 - 1915
Instrument Panel		
Instrument Panel and Structure.....		Fig. 8 - 2005
Instrument Panel Trim		Fig. 8 - 2010
Instrument Panel Cluster		
Instrument Panel Cluster		Fig. 8 - 2105
Radio, Antenna, Speakers, DVD, and Video systems		
Radio.....		Fig. 8 - 2205
Antenna.....		Fig. 8 - 2210
Satellite Radio System.....		Fig. 8 - 2215
Speakers and Amplifiers.....		Fig. 8 - 2220
Subwoofer and Amplifier.....		Fig. 8 - 2221
Liftgate Speaker System.....		Fig. 8 - 2222
Consoles		
Floor Console Front.....		Fig. 8 - 2305
Navigation		
Antenna GPS.....		Fig. 8 - 2410
Telecommunication		
Telecommunications		Fig. 8 - 2505
Speed Control		
Speed Control		Fig. 8 - 2705

Starter and Related Parts
Figure 8-105

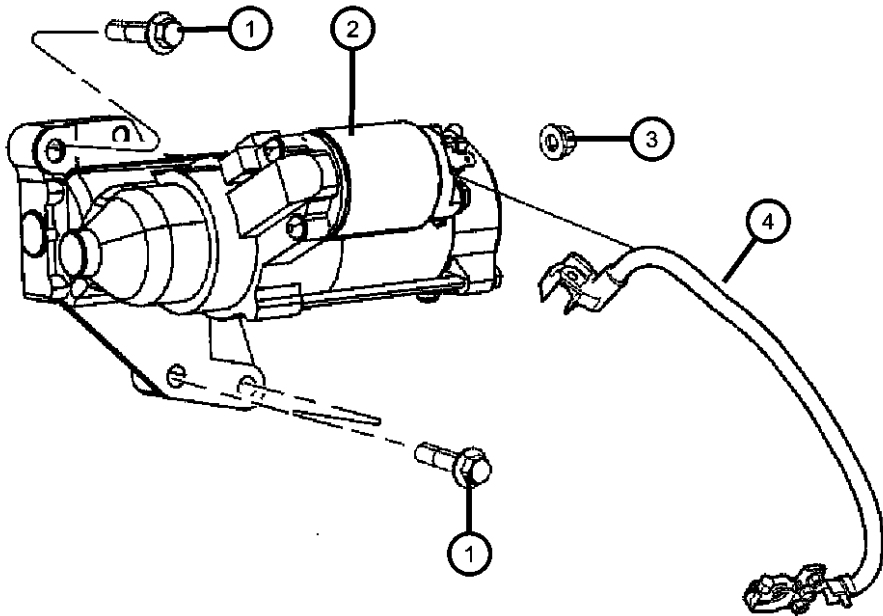
ITEM	PART NUMBER	QTY	LINE	SERIES	BODY	ENGINE	TRANS	TRIM	DESCRIPTION
1	05034555AA	1	J, T, U		49	ED3, ECN			STARTER, Engine
		1	J, T, U		74	ECN, ED3			
2	06505488AA	2	J, T, U		49	ECN, ED3			SCREW AND WASHER, Hex Head, M10X1.50X65.0
		2	J, T, U		74	ECN, ED3			
3	06101809	1	J, T, U		49				NUT AND WASHER, Hex, M8x1.25
		1	J, T, U		74				



COMPASS/PATRIOT (MK)		BODY	ENGINE	TRANSMISSION
SERIES	LINE			
H = HIGHLINE	T = JEEP - 2WD	49 = HATCHBACK TYPE #2	ECE = 2.0L 4 Cyl DOHC DPF Diesel Engine	DEF = 6-Speed Manual Aisin BG6 Trans
L = LOWLINE	J = JEEP - 4WD	74 = SPORT UTILITY 4-DR TYPE #4	ED3 = 2.4L 4 Cyl DOHC 16V Dual VVT Engine	DD7 = 5-Speed Manual T355 Transmission
P = PREMIUM	U = JEEP - 4WD (RHD)		ECD = 2.0L 4 Cyl DOHC Diesel 16V Engine	DAV = Continuously Variable Transaxle II
			ECN = 2.0L 4 Cyl DOHC 16V Dual VVT Engine	DAW = Cont.Var. w/Off-Rd Crawl Ratio Trans

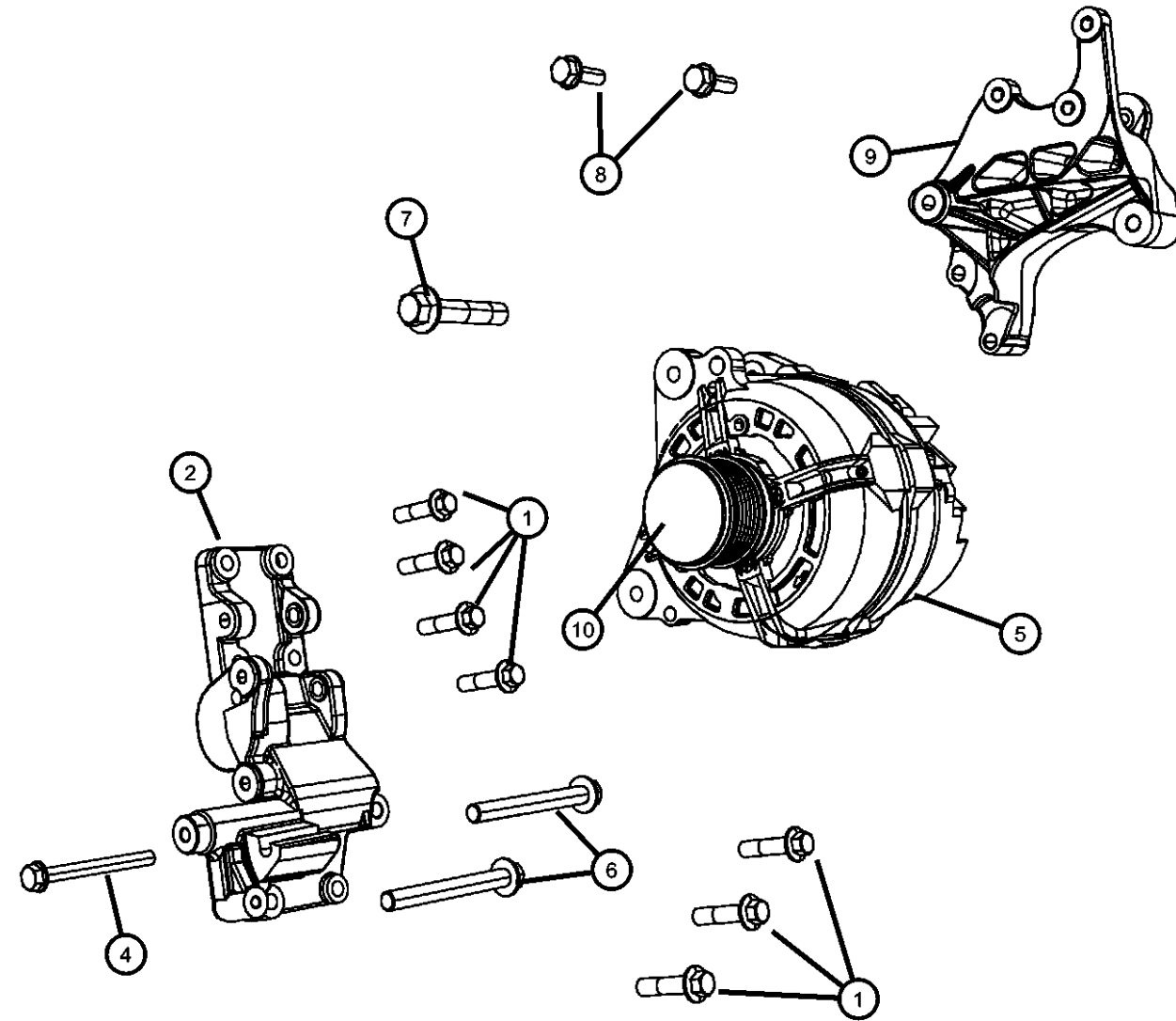
Starter and Related Parts
Figure 8-106

ITEM	PART NUMBER	QTY	LINE	SERIES	BODY	ENGINE	TRANS	TRIM	DESCRIPTION
1	06508522AA	3	J, T, U		49	ECD, ECE			SCREW, Hex Flange Head, M10X1.25X40.00
		3	J, T, U		74	ECD, ECE			
2	05033440AC	1	J, T, U		74	ECD, ECE			STARTER, Engine
		1	J, T, U		49	ECD, ECE			
3	06101809	1	J, T, U		49				NUT AND WASHER, Hex, M8x1.25
4	04801352AB	1	J, T, U		49	ECE, ECD			WIRING, Starter
		1	J, T, U		74	ECD, ECE			



COMPASS/PATRIOT (MK)				
SERIES	LINE	BODY	ENGINE	TRANSMISSION
H = HIGHLINE	T = JEEP - 2WD	49 = HATCHBACK TYPE #2	ECE = 2.0L 4 Cyl DOHC DPF Diesel Engine	DEF = 6-Speed Manual Aisin BG6 Trans
L = LOWLINE	J = JEEP - 4WD	74 = SPORT UTILITY 4-DR TYPE #4	ED3 = 2.4L 4 Cyl DOHC 16V Dual VVT Engine	DD7 = 5-Speed Manual T355 Transmission
P = PREMIUM	U = JEEP - 4WD (RHD)		ECD = 2.0L 4 Cyl DOHC Diesel 16V Engine	DAV = Continuously Variable Transaxle II
			ECN = 2.0L 4 Cyl DOHC 16V Dual VVT Engine	DAW = Cont.Var. w/Off-Rd Crawl Ratio Trans

Generator/Alternator and Related Parts
Figure 8-205



ITEM	PART NUMBER	QTY	LINE	SERIES	BODY	ENGINE	TRANS	TRIM	DESCRIPTION
1									SCREW, Hex Flange Head, M10X1.25X40.00
	06508246AA	7	J, T, U		49	ECN, ED3			
		7	U, J, T		74	ECN, ED3			
2									BRACKET, Accessory Mount
	04891592AA	1	J, T, U		49	ECN, ED3			
		1	J, T, U		74	ECN, ED3			
-3									NUT AND RETAINER, Hex Flange Locking, M10 x 1.50
	06502987	1	J, T, U		49	ECN, ED3			
		1	J, T, U		74	ECN, ED3			
4									SCREW, Hex Flange Head, M10X1.5X100.0
	06104227AA	1	J, T, U		49	ECN, ED3			
		1	J, T, U		74	ECN, ED3			
5									ALTERNATOR
	04801323AD	1	J, T, U		74	ECN, ED3			[BAN]
	04801477AA	1	J, T, U		49	ECN, ED3			[BAE]
		1	J, T, U		74	ECN, ED3			[BAE]
		1	J, T, U		49	ECN, ED3			[BAN]
6									SCREW, Hex Flange Head, M10X1.25X90.00
	06508279AA	2	J, T, U		49	ECN, ED3			
		2	J, T, U		74	ECN, ED3			
7									SCREW, Hex Flange Head, M10X1.25X50.00
	06508278AA	1	J, T, U		49	ECN, ED3			
		1	J, T, U		74	ECN, ED3			
8									BOLT, Hex Flange Head, M8X1.25X25.00
	06104197AA	3	J, T, U		49	ECN, ED3			
		3	J, T, U		74	ECN, ED3			
9									BRACKET, Power Steering Pump
	04891593AA	1	J, T, U		49	ECN, ED3			
		1	J, T, U		74	ECN, ED3			
10									CAP, Alternator Pulley

COMPASS/PATRIOT (MK)

SERIES

H = HIGHLINE

L = LOWLINE

P = PREMIUM

LINE

T = JEEP - 2WD

J = JEEP - 4WD

U = JEEP - 4WD (RHD)

BODY

49 = HATCHBACK TYPE #2

74 = SPORT UTILITY 4-DR

TYPE #4

ENGINE

ECE = 2.0L 4 Cyl DOHC DPF

Diesel Engine

ED3 = 2.4L 4 Cyl DOHC 16V

Dual VVT Engine

ECD = 2.0L 4 Cyl DOHC

Diesel 16V Engine

ECN = 2.0L 4 Cyl DOHC 16V

Dual VVT Engine

TRANSMISSION

DEF = 6-Speed Manual Aisin BG6

Trans

DD7 = 5-Speed Manual T355

Transmission

DAV = Continuously Variable

Transaxle II

DAW = Cont.Var. w/Off-Rd Crawl

Ratio Trans

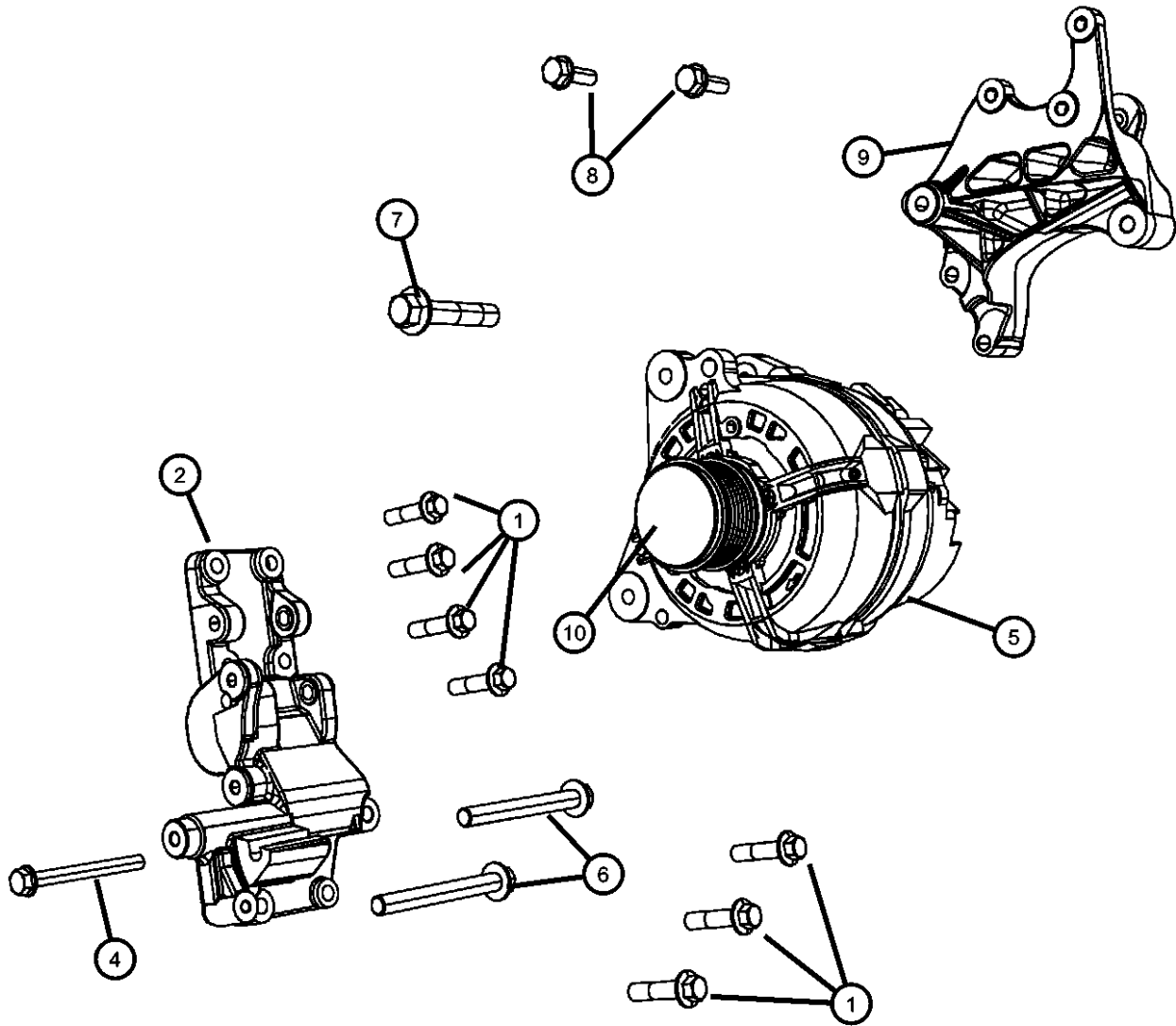
AR = use ase required - = Non illustrated part

2008 MK

<< RETURN TO GROUP INDEX

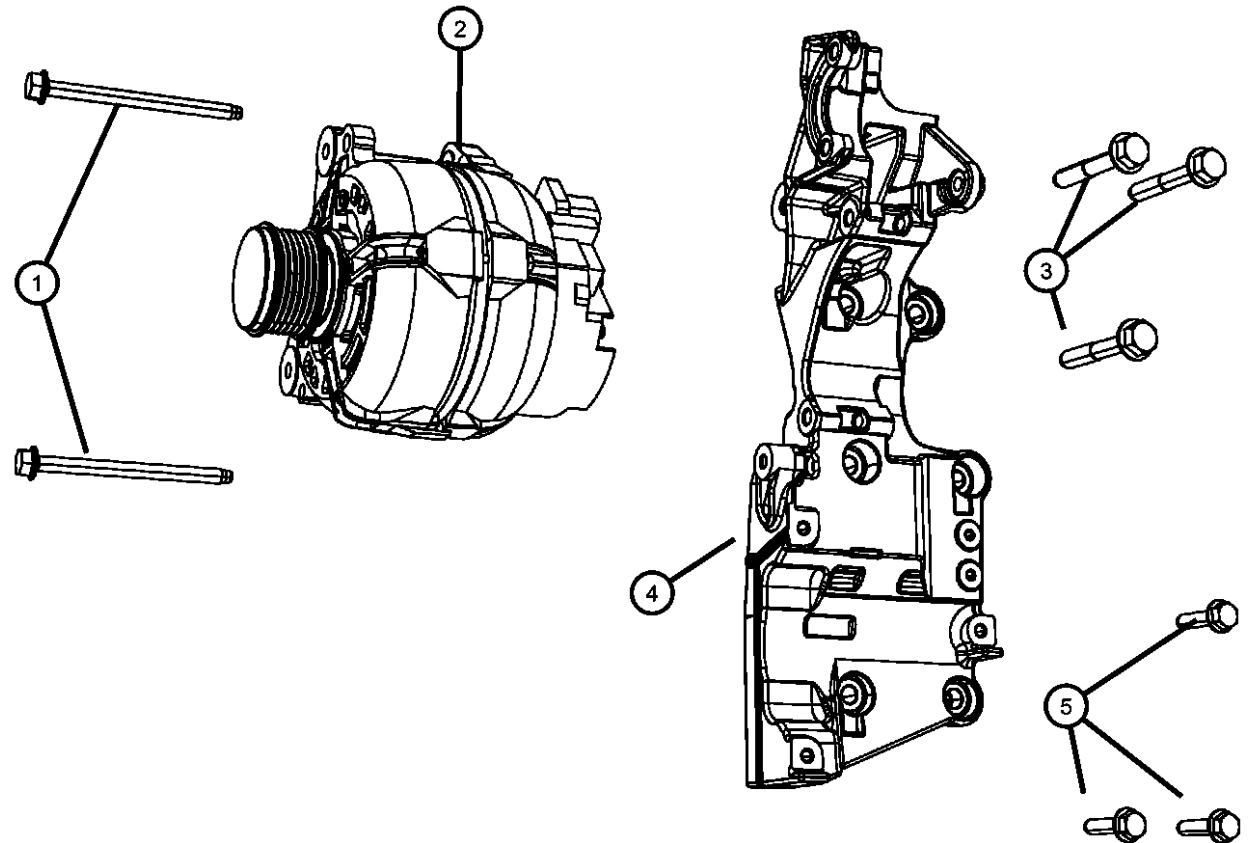
Generator/Alternator and Related Parts
Figure 8-205

ITEM	PART NUMBER	QTY	LINE	SERIES	BODY	ENGINE	TRANS	TRIM	DESCRIPTION
	04891743AA	1	J, T, U		74	ECN, ED3			
		1	J, T, U		49	ECN, ED3			



COMPASS/PATRIOT (MK)		BODY	ENGINE	TRANSMISSION
SERIES	LINE			
H = HIGHLINE	T = JEEP - 2WD	49 = HATCHBACK TYPE #2	ECE = 2.0L 4 Cyl DOHC DPF Diesel Engine	DEF = 6-Speed Manual Aisin BG6 Trans
L = LOWLINE	J = JEEP - 4WD	74 = SPORT UTILITY 4-DR TYPE #4	ED3 = 2.4L 4 Cyl DOHC 16V Dual VVT Engine	DD7 = 5-Speed Manual T355 Transmission
P = PREMIUM	U = JEEP - 4WD (RHD)		ECD = 2.0L 4 Cyl DOHC Diesel 16V Engine	DAV = Continuously Variable Transaxle II
			ECN = 2.0L 4 Cyl DOHC 16V Dual VVT Engine	DAW = Cont.Var. w/Off-Rd Crawl Ratio Trans

Generator/Alternator and Related Parts
Figure 8-210



ITEM	PART NUMBER	QTY	LINE	SERIES	BODY	ENGINE	TRANS	TRIM	DESCRIPTION
1									SCREW, Hex Flange Head, M8X1.25X110.00
	06508316AA	2	J, T, U		49	ECD, ECE			
		2	T, U, J		74	ECD, ECE			
2									ALTERNATOR
	05033757AB	1	J, T, U		49	ECD, ECE			
		1	J, T, U		74	ECD, ECE			
3									BOLT, Hex Head, M10x65
	68001496AA	3	J, T, U		49	ECD			
		3	J, T, U		74	ECD			
4									BRACKET, Accessory Mount
	68000635AB	1	J, T, U		49	ECD			
		1	J, T, U		74	ECD			
5									BOLT, Hex Head, M10x45
	68001499AB	3	J, T, U		49	ECD			
		3	J, T, U		74	ECD			

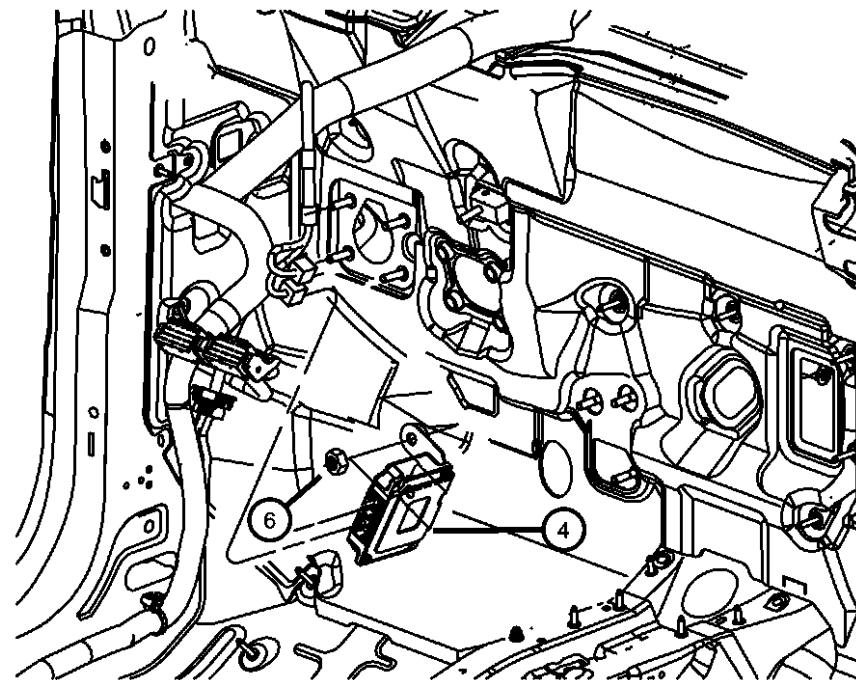
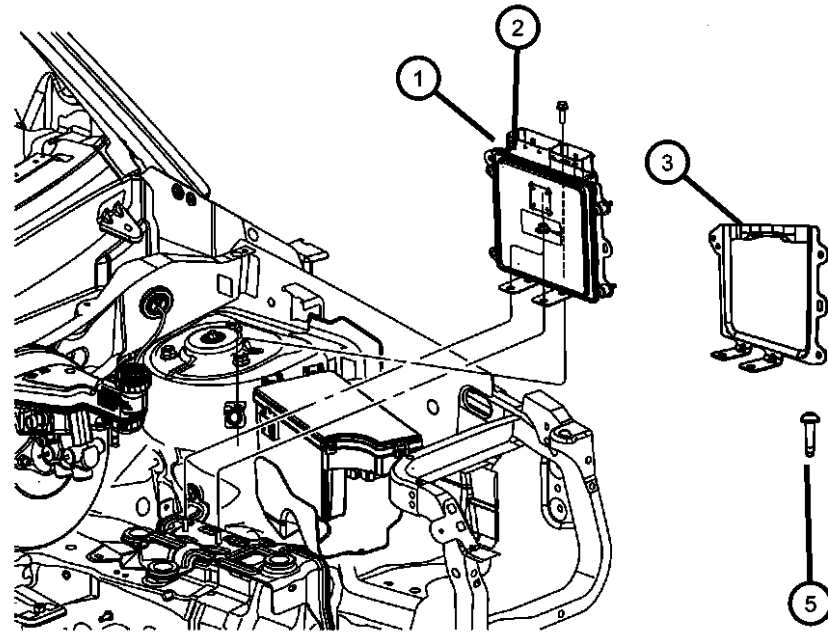
COMPASS/PATRIOT (MK)

SERIES	LINE	BODY	ENGINE	TRANSMISSION
H = HIGHLINE	T = JEEP - 2WD	49 = HATCHBACK TYPE #2	ECE = 2.0L 4 Cyl DOHC DPF Diesel Engine	DEF = 6-Speed Manual Aisin BG6 Trans
L = LOWLINE	J = JEEP - 4WD	74 = SPORT UTILITY 4-DR TYPE #4	ED3 = 2.4L 4 Cyl DOHC 16V Dual VVT Engine	DD7 = 5-Speed Manual T355 Transmission
P = PREMIUM	U = JEEP - 4WD (RHD)		ECD = 2.0L 4 Cyl DOHC Diesel 16V Engine	DAV = Continuously Variable Transaxle II
			ECN = 2.0L 4 Cyl DOHC 16V Dual VVT Engine	DAW = Cont.Var. w/Off-Rd Crawl Ratio Trans

AR = use ase required - = Non illustrated part

2008 MK

Modules Engine Compartment
Figure 8-405



ITEM	PART NUMBER	QTY	LINE	SERIES	BODY	ENGINE	TRANS	TRIM	DESCRIPTION
1									MODULE, Powertrain Control, Generic
	04692101AE	1	J, U		49	ED3	DD7		
		1	J, U		74	ED3	DD7		
	04692101AF	1	J, T, U		49	ECN, ED3			
		1	J, T, U		74	ECN, ED3			
		1	J, U		74	ED3	DAV		
		1	J, U		49	ED3	DAV		
		1	T		49, 74	ECN	DAV		
2									MODULE, Engine controller, Diesel
	05094599AE	1	J, T, U		49	ECD	DEF		
	05094941AB	1	J, T, U		49	ECE	DEF		
	05187596AB	1	J, T, U		74	ECD	DEF		
	05187613AA	1	J, T, U		74	ECE	DEF		
3									BRACKET, Engine Control Module
	05033296AC	1	J, T, U		49	ECD, ECE			
		1	J, T, U		74	ECD, ECE			
4									MODULE, Transmission Control
	05094622AA	1	J, T, U		74	ED3	DAV		
		1	J, T, U		49	ED3	DAV		
	68028456AA	1	J, T, U		49	ECN	DAV		
		1	J, T, U		74	ECN	DAV		
5									SCREW, Pan Head, M6X1.00X26.00
	06508798AA	1	J, T, U		49, 74	ECD, ECE			
		3	J, T, U		49	ECN, ED3			
6									NUT, Hex Flange, M8x1.25
	06104709AA	2	J, T, U		49		DAV, DAW		
		2	J, T, U		74		DAV, DAW		

COMPASS/PATRIOT (MK)

SERIES LINE
H = HIGHLINE T = JEEP - 2WD
L = LOWLINE J = JEEP - 4WD
P = PREMIUM U = JEEP - 4WD (RHD)

BODY
49 = HATCHBACK TYPE #2
74 = SPORT UTILITY 4-DR TYPE #4

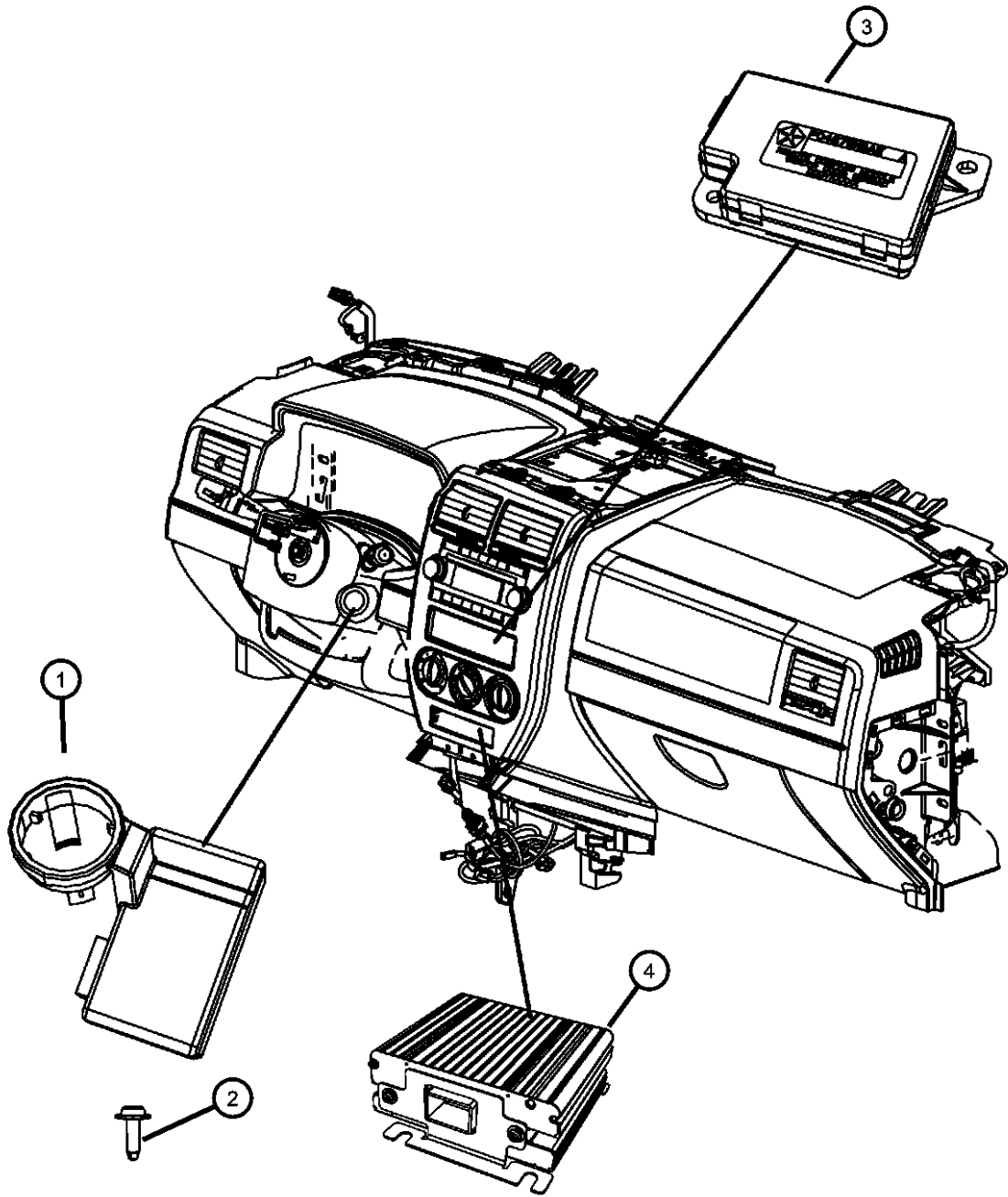
ENGINE
ECE = 2.0L 4 Cyl DOHC DPF Diesel Engine
ED3 = 2.4L 4 Cyl DOHC 16V Dual VVT Engine
ECD = 2.0L 4 Cyl DOHC Diesel 16V Engine
ECN = 2.0L 4 Cyl DOHC 16V Dual VVT Engine

TRANSMISSION
DEF = 6-Speed Manual Aisin BG6 Trans
DD7 = 5-Speed Manual T355 Transmission
DAV = Continuously Variable Transaxle II
DAW = Cont.Var. w/Off-Rd Crawl Ratio Trans

AR = use as required - = Non illustrated part

2008 MK

Modules Instrument Panel
Figure 8-410




ITEM	PART NUMBER	QTY	LINE	SERIES	BODY	ENGINE	TRANS	TRIM	DESCRIPTION
1	05026216AH	1	J, T, U		49				MODULE, Receiver
		1							[GXX,XGM]
	05026218AH	1	J, T, U		74				[GXX,XGM]
		1							[GXX,GXR,LAB]
	05026222AH	1	J, T, U		49				[GXX,GXR,LAB]
		1							[GXX,GXR,LAB]
	05026225AH	1	J, T, U		74				[GXX,GXP]
		1							[GXX,GXP]
	05026226AH	1	J, T, U		49				[GXX,GXN]
		1							[GXX,GXN]
2	06508440AA	1	J, T, U		49				SCREW, Tapping Round Head,
		1							M4X1.40X14.00
3	04671918AF	1	J, T, U		49				MODULE, Compass
		1							
4	04671954AG	1	J, T, U		49				MODULE, Power Inverter
		1							

COMPASS/PATRIOT (MK)		BODY	ENGINE	TRANSMISSION
SERIES	LINE			
H = HIGHLINE	T = JEEP - 2WD	49 = HATCHBACK TYPE #2	ECE = 2.0L 4 Cyl DOHC DPF Diesel Engine	DEF = 6-Speed Manual Aisin BG6 Trans
L = LOWLINE	J = JEEP - 4WD	74 = SPORT UTILITY 4-DR TYPE #4	ED3 = 2.4L 4 Cyl DOHC 16V Dual VVT Engine	DD7 = 5-Speed Manual T355 Transmission
P = PREMIUM	U = JEEP - 4WD (RHD)		ECD = 2.0L 4 Cyl DOHC Diesel 16V Engine	DAV = Continuously Variable Transaxle II
			ECN = 2.0L 4 Cyl DOHC 16V Dual VVT Engine	DAW = Cont.Var. w/Off-Rd Crawl Ratio Trans

AR = use ase required - = Non illustrated part

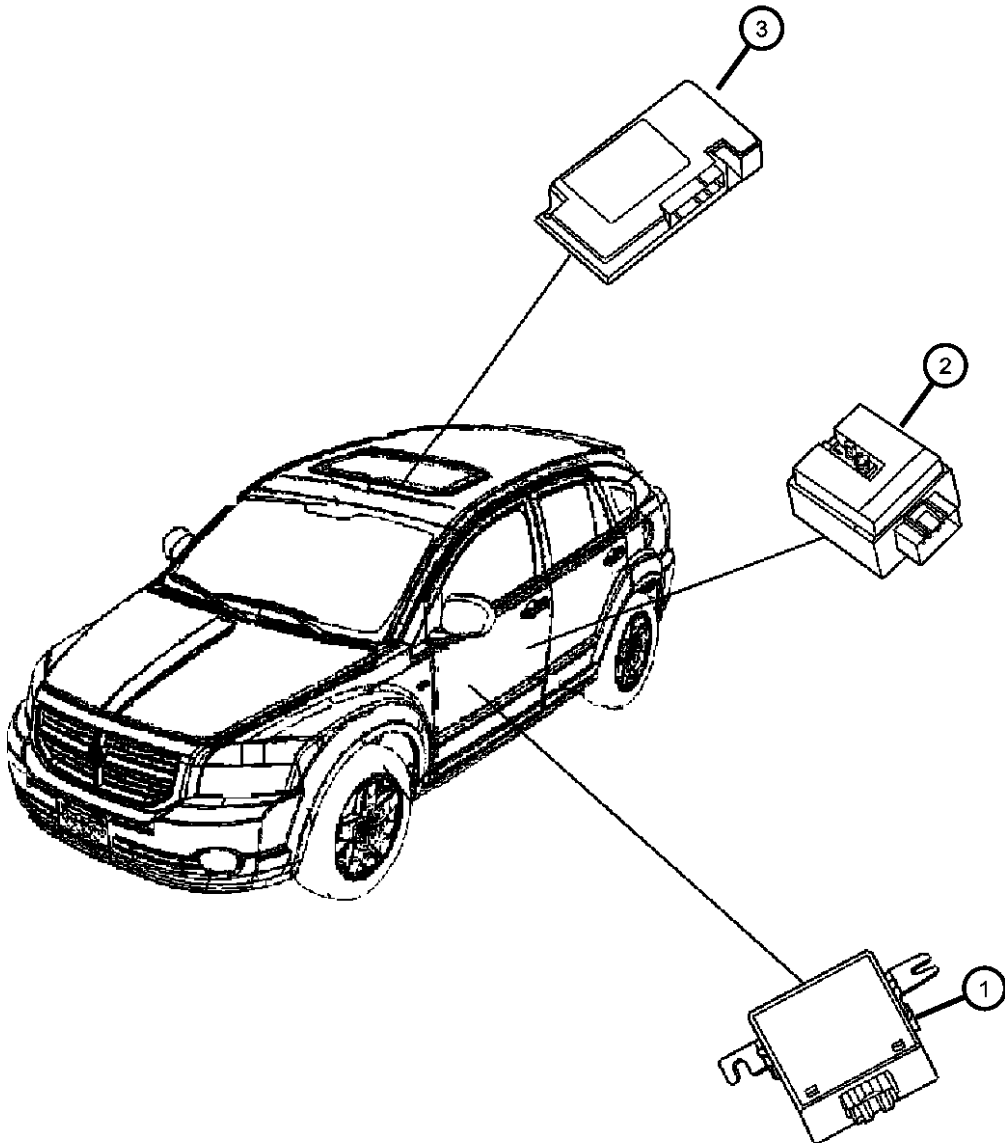
Modules Overhead
Figure 8-415

ITEM	PART NUMBER	QTY	LINE	SERIES	BODY	ENGINE	TRANS	TRIM	DESCRIPTION
1	56044968AA	1	J, T, U		74				MODULE, Garage Door Opener



COMPASS/PATRIOT (MK)				
SERIES	LINE	BODY	ENGINE	TRANSMISSION
H = HIGHLINE	T = JEEP - 2WD	49 = HATCHBACK TYPE #2	ECE = 2.0L 4 Cyl DOHC DPF Diesel Engine	DEF = 6-Speed Manual Aisin BG6 Trans
L = LOWLINE	J = JEEP - 4WD	74 = SPORT UTILITY 4-DR TYPE #4	ED3 = 2.4L 4 Cyl DOHC 16V Dual VVT Engine	DD7 = 5-Speed Manual T355 Transmission
P = PREMIUM	U = JEEP - 4WD (RHD)		ECD = 2.0L 4 Cyl DOHC Diesel 16V Engine	DAV = Continuously Variable Transaxle II
			ECN = 2.0L 4 Cyl DOHC 16V Dual VVT Engine	DAW = Cont.Var. w/Off-Rd Crawl Ratio Trans

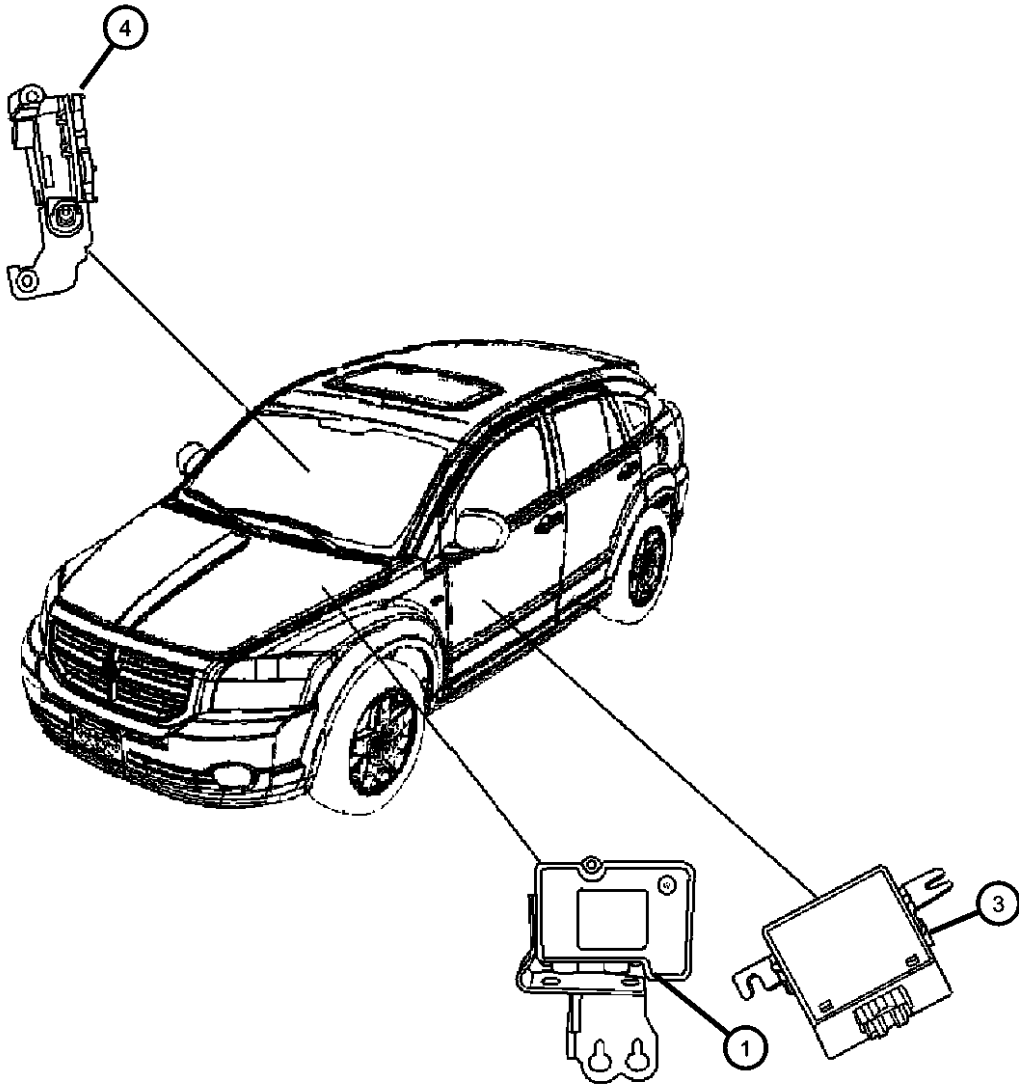
Modules Body
Figure 8-420



ITEM	PART NUMBER	QTY	LINE	SERIES	BODY	ENGINE	TRANS	TRIM	DESCRIPTION
1	05033301AF	1	J, U		49				MODULE, AWD Driveline Up to 08/19/07
		1	J, U		74				Up to 08/19/07
	05033301AG	1	J, U		49				After 08/19/07
		1	J, U		74				After 08/19/07
2	04602522AD	1	J, T		49, 74				MODULE, Heated Seat Control
3	05064560AB	1	J, T, U		49				MODULE, Telematics
		1	J, T, U		74				

COMPASS/PATRIOT (MK)		BODY	ENGINE	TRANSMISSION
SERIES	LINE			
H = HIGHLINE	T = JEEP - 2WD	49 = HATCHBACK TYPE #2	ECE = 2.0L 4 Cyl DOHC DPF Diesel Engine	DEF = 6-Speed Manual Aisin BG6 Trans
L = LOWLINE	J = JEEP - 4WD	74 = SPORT UTILITY 4-DR TYPE #4	ED3 = 2.4L 4 Cyl DOHC 16V Dual VVT Engine	DD7 = 5-Speed Manual T355 Transmission
P = PREMIUM	U = JEEP - 4WD (RHD)		ECD = 2.0L 4 Cyl DOHC Diesel 16V Engine	DAV = Continuously Variable Transaxle II
			ECN = 2.0L 4 Cyl DOHC 16V Dual VVT Engine	DAW = Cont.Var. w/Off-Rd Crawl Ratio Trans

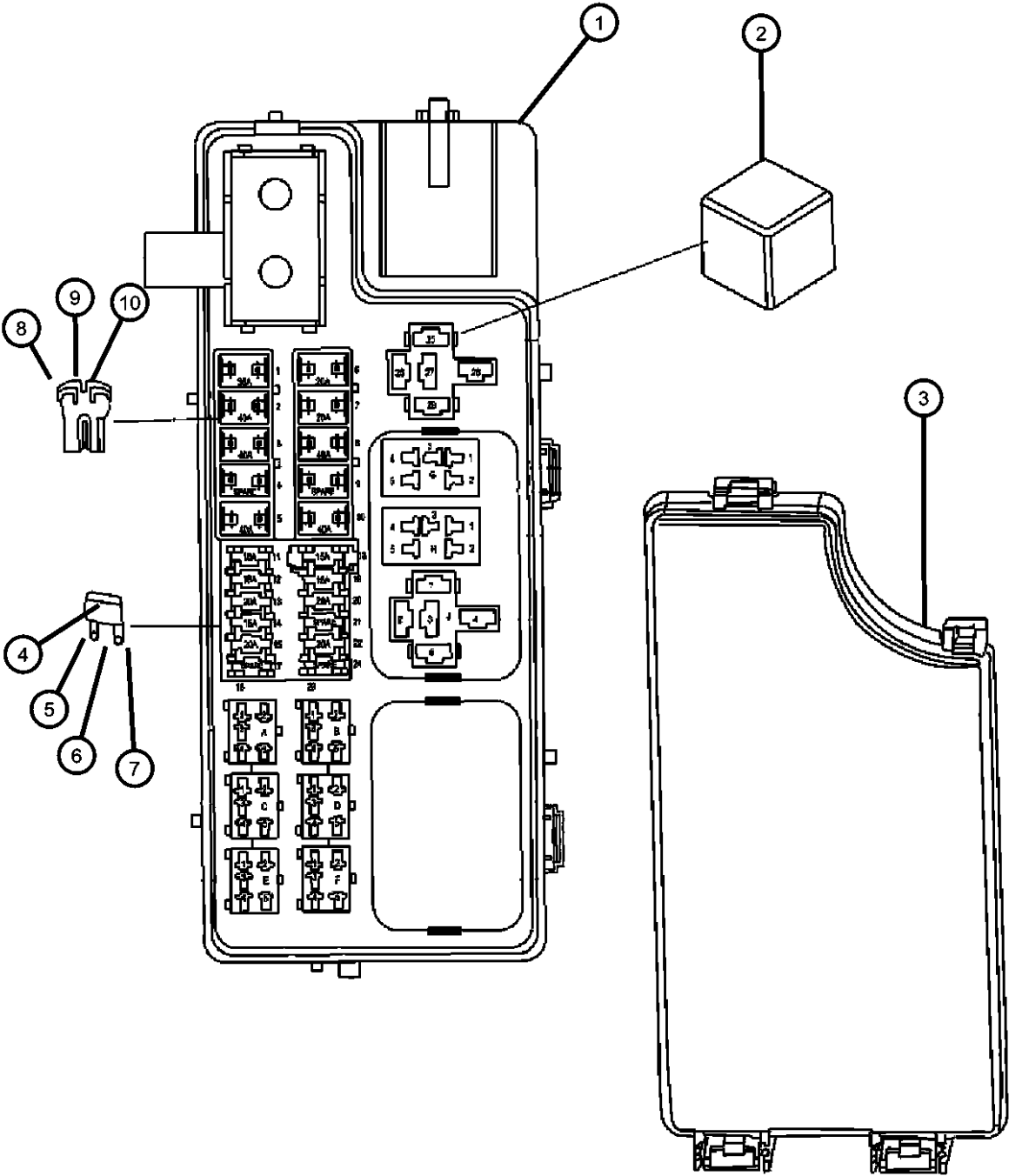
Modules Brakes, Suspension and Steering
Figure 8-430



ITEM	PART NUMBER	QTY	LINE	SERIES	BODY	ENGINE	TRANS	TRIM	DESCRIPTION
1	05191006AD	1	J, T		49	ECN			MODULE, Anti-Lock Brake System
		1	J, T		74	ECN			
	68033231AA	1	J, T		49	ECE			
		1	J, T		74	ECE			
	68038072AA	1	J, T		49	ECD, ECN, ED3			
		1	J, T		74	ECD, ECN, ED3			
-2	68020717AA								SEAL, ECU Coil Seal
		12	J, T		49	ECD			
		12	J, T		74	ECD			
		12	J, T		49	ED3			
		12	J, T		74	ED3			
		12	J, T		49	ECE			
3	05033301AF	1	J, U		49				MODULE, AWD Driveline
		1	J, U		74				
4	05033321AC	1	J, U		49				MODULE, Electronic Stability
		1	J, U		74				

COMPASS/PATRIOT (MK)				
SERIES	LINE	BODY	ENGINE	TRANSMISSION
H = HIGHLINE	T = JEEP - 2WD	49 = HATCHBACK TYPE #2	ECE = 2.0L 4 Cyl DOHC DPF Diesel Engine	DEF = 6-Speed Manual Aisin BG6 Trans
L = LOWLINE	J = JEEP - 4WD	74 = SPORT UTILITY 4-DR TYPE #4	ED3 = 2.4L 4 Cyl DOHC 16V Dual VVT Engine	DD7 = 5-Speed Manual T355 Transmission
P = PREMIUM	U = JEEP - 4WD (RHD)		ECD = 2.0L 4 Cyl DOHC Diesel 16V Engine	DAV = Continuously Variable Transaxle II
			ECN = 2.0L 4 Cyl DOHC 16V Dual VVT Engine	DAW = Cont.Var. w/Off-Rd Crawl Ratio Trans

Power Distribution Center
Figure 8-505

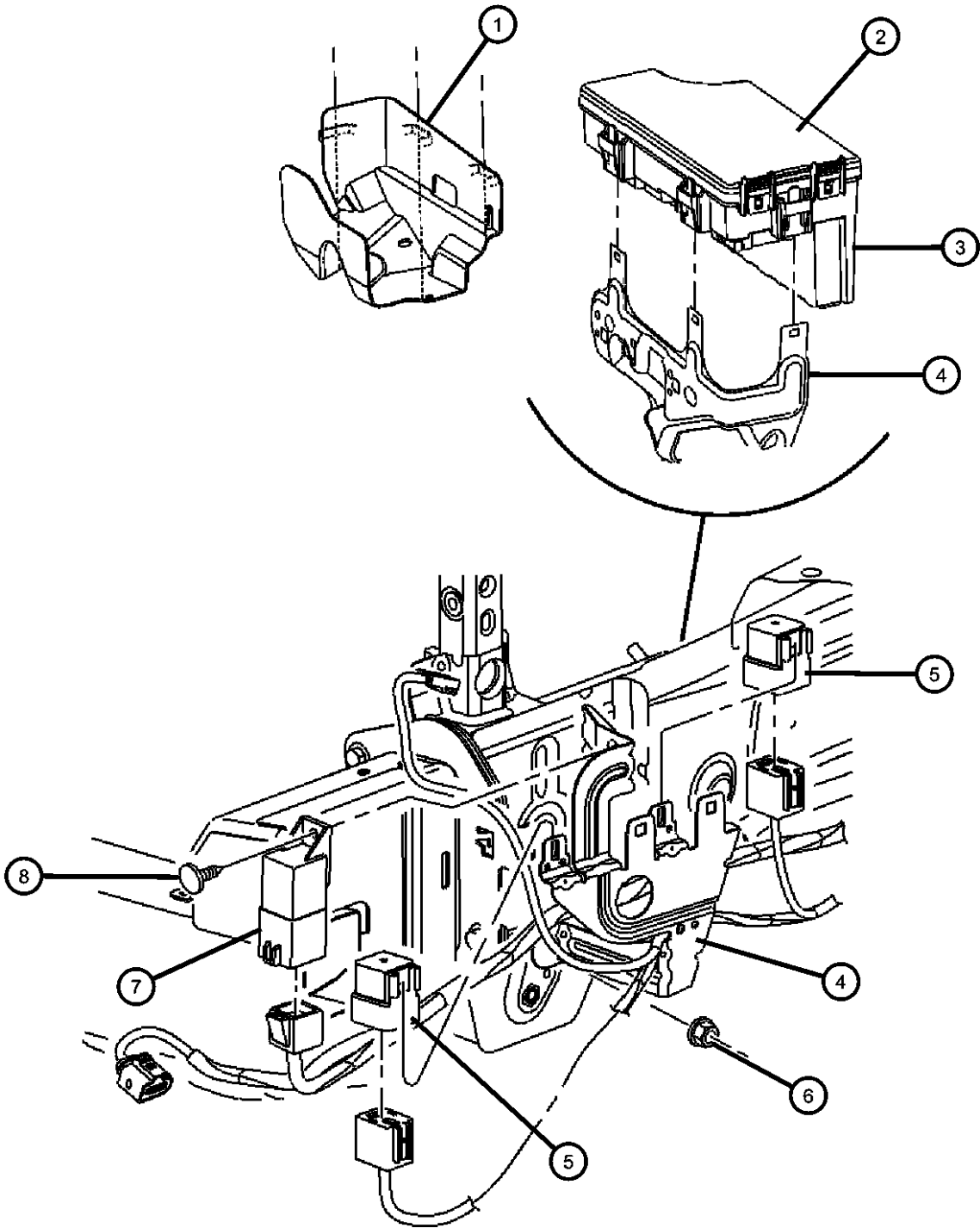


ITEM	PART NUMBER	QTY	LINE	SERIES	BODY	ENGINE	TRANS	TRIM	DESCRIPTION
1	68028007AB	1	J, T, U		49				MODULE, Totally Integrated Power
		1	J, T, U		74				
2	04671167AB	1							RELAY, Mini
3	68002786AA	1	J, T, U		49				COVER, Totally Integrated Power Module
		1	J, T, U		74				
4	000ATM10	11	J, T, U		49				FUSE, Mini, 10 AMP, Red
		11	J, T, U		74				
5	000ATM15	7	J, T, U		49				FUSE, Mini, 15 AMP, Light Blue
		7	J, T, U		74				
6	000ATM20	9	J, T, U		49				FUSE, Mini, 20 AMP, Yellow
		9	J, T, U		74				
7	000ATM25	2	J, T, U		49				FUSE, Mini, 25 Amp, Natural
		2	J, T, U		74				
8	04868007AA	2	J, T, U		49				FUSE CARTRIDGE, 30 Amp
		2	J, T, U		74				
9	04868008AA	5	J, T, U		49				FUSE CARTRIDGE, 40 Amp
		5	J, T, U		74				
10	06102078AA	1	J, T, U		49				FUSE CARTRIDGE, 50 Amp
		1	J, T, U		74				

COMPASS/PATRIOT (MK)		BODY		ENGINE	TRANSMISSION
SERIES	LINE				
H = HIGHLINE	T = JEEP - 2WD	49 = HATCHBACK TYPE #2		ECE = 2.0L 4 Cyl DOHC DPF Diesel Engine	DEF = 6-Speed Manual Aisin BG6 Trans
L = LOWLINE	J = JEEP - 4WD	74 = SPORT UTILITY 4-DR TYPE #4		ED3 = 2.4L 4 Cyl DOHC 16V Dual VVT Engine	DD7 = 5-Speed Manual T355 Transmission
P = PREMIUM	U = JEEP - 4WD (RHD)			ECD = 2.0L 4 Cyl DOHC Diesel 16V Engine	DAV = Continuously Variable Transaxle II
				ECN = 2.0L 4 Cyl DOHC 16V Dual VVT Engine	DAW = Cont.Var. w/Off-Rd Crawl Ratio Trans

AR = use ase required - = Non illustrated part

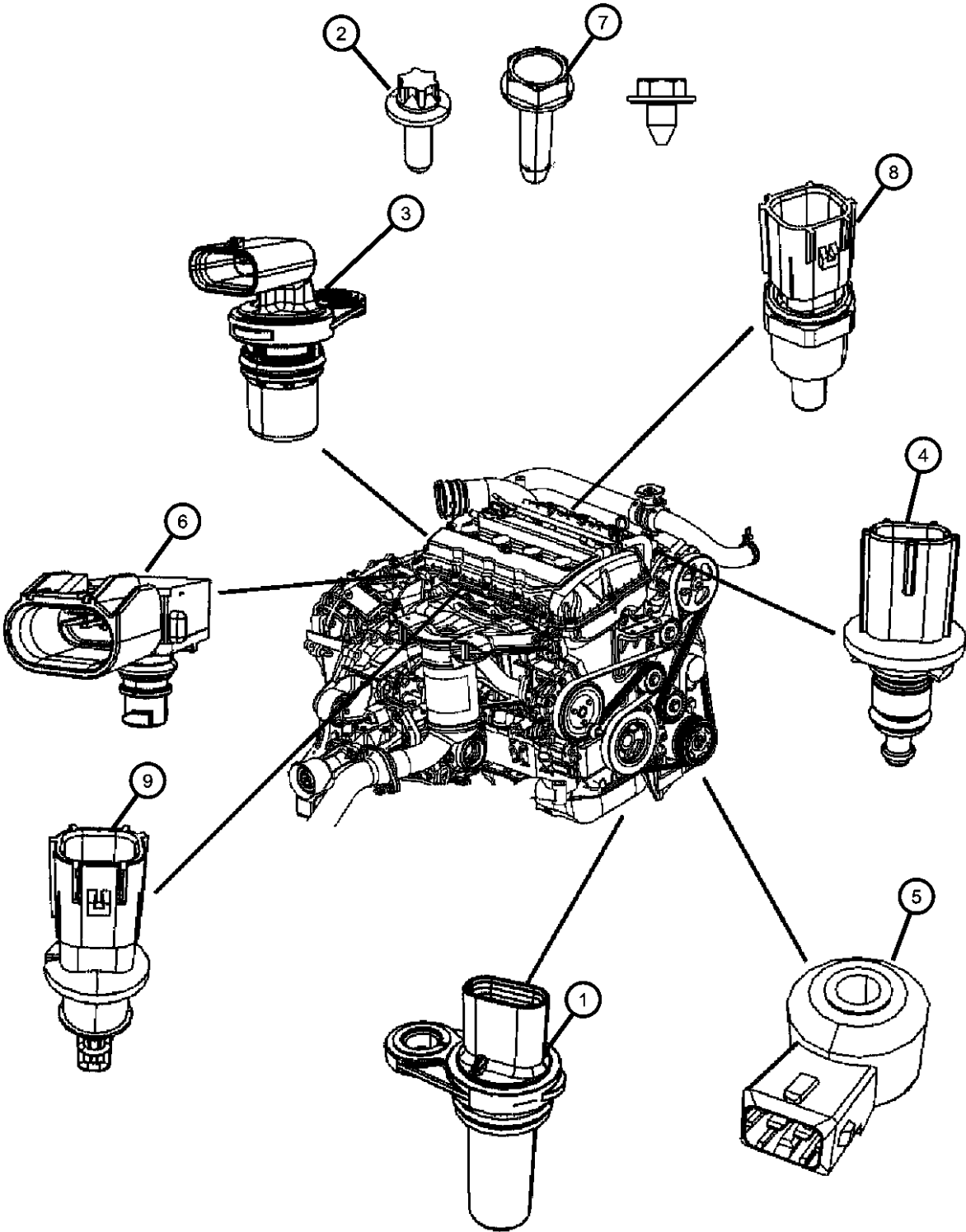
Relays and Totally Integrated Power Module Mounting
Figure 8-506



ITEM	PART NUMBER	QTY	LINE	SERIES	BODY	ENGINE	TRANS	TRIM	DESCRIPTION
1	04692044AC	1	J, T, U		49				SHIELD, Splash
		1	J, T, U		74				
2	68002786AA	1	J, T, U		49				COVER, Totally Integrated Power Module
		1	J, T, U		74				
3	68028007AB	1	J, T, U		49				MODULE, Totally Integrated Power
		1	J, T, U		74				
4	04692126AC	1	J, T, U		49				BRACKET, Power Distribution Center
		1	J, T, U		74				
5	04671167AB	1							RELAY, Mini
6	06104726AA	2	J, T, U		49, 74				NUT AND WASHER, Hex, M8x1.25
7	05033351AA	1	J, T, U		49	ECD, ECE			MODULE, Glow Plug
		1	J, T, U		74	ECD, ECE			
8	06030441	1	J, T, U		49	ECD, ECE			PIN, Retainer
		1	J, T, U		74	ECD, ECE			

COMPASS/PATRIOT (MK)		BODY	ENGINE	TRANSMISSION
SERIES	LINE			
H = HIGHLINE	T = JEEP - 2WD	49 = HATCHBACK TYPE #2	ECE = 2.0L 4 Cyl DOHC DPF Diesel Engine	DEF = 6-Speed Manual Aisin BG6 Trans
L = LOWLINE	J = JEEP - 4WD	74 = SPORT UTILITY 4-DR TYPE #4	ED3 = 2.4L 4 Cyl DOHC 16V Dual VVT Engine	DD7 = 5-Speed Manual T355 Transmission
P = PREMIUM	U = JEEP - 4WD (RHD)		ECD = 2.0L 4 Cyl DOHC Diesel 16V Engine	DAV = Continuously Variable Transaxle II
			ECN = 2.0L 4 Cyl DOHC 16V Dual VVT Engine	DAW = Cont.Var. w/Off-Rd Crawl Ratio Trans

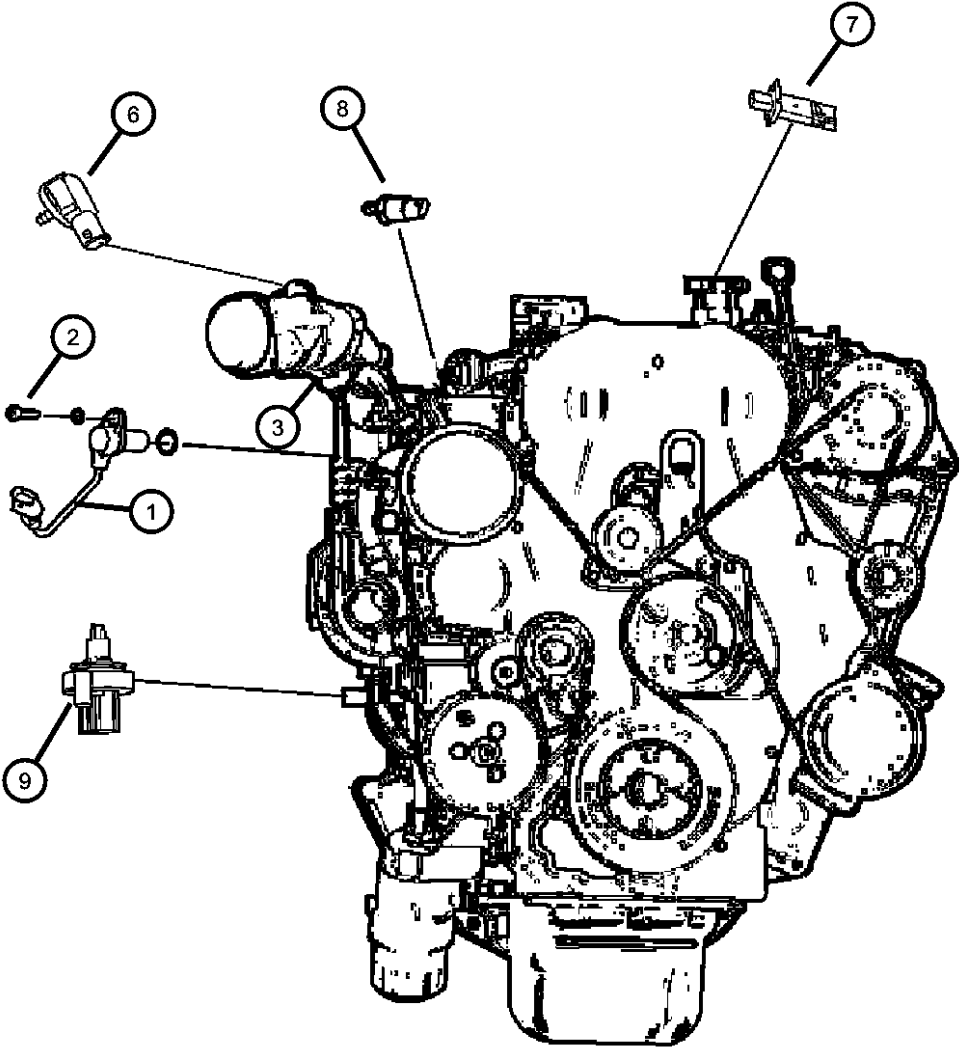
Sensors, Gas Engine
Figure 8-605



ITEM	PART NUMBER	QTY	LINE	SERIES	BODY	ENGINE	TRANS	TRIM	DESCRIPTION
1	05033307AC	1	J, T, U		49	ED3, ECN			SENSOR, Crankshaft Position
		1	J, T, U		74	ECN, ED3			
2	06105037AA	1	J, T, U		49	ECN, ED3			SCREW, Hex Flange Head, M6x1.00x20.00
		1	J, T, U		74	ECN, ED3			
3	05033308AB	2	J, T, U		49	ECN, ED3			SENSOR, Camshaft
		2	J, T, U		74	ECN, ED3			
4	05033313AA	1	J, T, U		49	ECN, ED3			SENSOR, Coolant Temperature
		1	J, T, U		74	ECN, ED3			
5	05033316AA	1	J, T, U		49	ECN, ED3			SENSOR, Knock
		1	J, T, U		74	ECN, ED3			
6	05033310AB	1	J, T, U		49	ECN, ED3			SENSOR, MAP
		1	J, T, U		74	ECN, ED3			
7	06102417AA	1	J, T, U		49	ECN, ED3			SCREW, Tapping Hex Head, M4.2X1.70X16.00 MAP Sensor attaching
		1	J, T, U		74	ECN, ED3			
8	05033314AA	1	J, T, U		74	ECN, ED3			SENSOR, Temperature OIL TEMPERATURE
		1	J, T, U		49	ECN, ED3			
9	04606487AB	1	J, T, U		49	ECN, ED3			SENSOR, Charge Air Temp
		1	J, T, U		74	ECN, ED3			

COMPASS/PATRIOT (MK)		BODY		ENGINE	TRANSMISSION
SERIES	LINE				
H = HIGHLINE	T = JEEP - 2WD	49 = HATCHBACK TYPE #2		ECE = 2.0L 4 Cyl DOHC DPF Diesel Engine	DEF = 6-Speed Manual Aisin BG6 Trans
L = LOWLINE	J = JEEP - 4WD	74 = SPORT UTILITY 4-DR TYPE #4		ED3 = 2.4L 4 Cyl DOHC 16V Dual VVT Engine	DD7 = 5-Speed Manual T355 Transmission
P = PREMIUM	U = JEEP - 4WD (RHD)			ECD = 2.0L 4 Cyl DOHC Diesel 16V Engine	DAV = Continuously Variable Transaxle II
				ECN = 2.0L 4 Cyl DOHC 16V Dual VVT Engine	DAW = Cont.Var. w/Off-Rd Crawl Ratio Trans

Sensors Diesel Engine
Figure 8-610

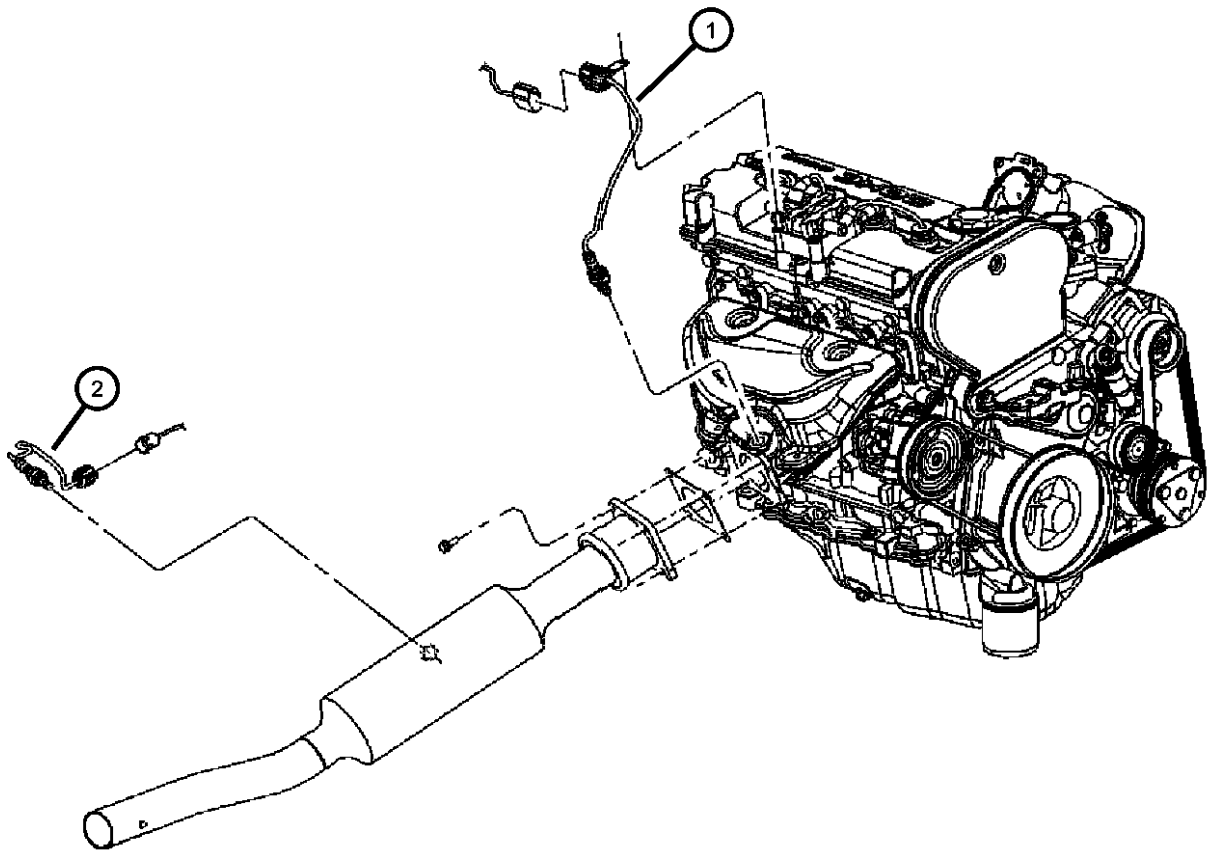


ITEM	PART NUMBER	QTY	LINE	SERIES	BODY	ENGINE	TRANS	TRIM	DESCRIPTION
1	05033378AA	1	J, T, U		49	ECD, ECE			SENSOR, Fuel Temperature
		1	J, T, U		74	ECD, ECE			
2	06104650AA	2	J, T, U		49	ECD, ECE			SCREW, Tapping Pan Head, M6.0X2.69X20.00 SENSOR TO INNER COOLER PIPE SENSOR TO INNER COOLER PIPE
		2	J, T, U		74	ECD, ECE			
3	05033320AA	1	J, T, U		49	ECD			SENSOR, Mass Airflow
		1	J, T, U		74	ECD			
-4	05149036AA	1	J, T, U		49	ECD			O RING
		1	J, T, U		74	ECD			
-5	06104181AA	1	J, T, U		49	ECE			SCREW, Hex Flange Head, M6X1.0X20.00
		1	J, T, U		74	ECE			
6	68001591AA	1	J, T, U		49	ECD			SENSOR, Camshaft
		1	J, T, U		74	ECD			
7	05149001AA	1	J, T, U		49	ECD, ECE			SENSOR, Fuel Temperature
		1	J, T, U		74	ECD, ECE			
8	68025592AA	1	J, T, U		49	ECD			SENSOR, Crankshaft
		1	J, T, U		74	ECD			
9	68028946AA	1	J, T, U		49	ECD			SWITCH, Oil Pressure
		1	J, T, U		74	ECD			

COMPASS/PATRIOT (MK)				
SERIES	LINE	BODY	ENGINE	TRANSMISSION
H = HIGHLINE	T = JEEP - 2WD	49 = HATCHBACK TYPE #2	ECE = 2.0L 4 Cyl DOHC DPF Diesel Engine	DEF = 6-Speed Manual Aisin BG6 Trans
L = LOWLINE	J = JEEP - 4WD	74 = SPORT UTILITY 4-DR TYPE #4	ED3 = 2.4L 4 Cyl DOHC 16V Dual VVT Engine	DD7 = 5-Speed Manual T355 Transmission
P = PREMIUM	U = JEEP - 4WD (RHD)		ECD = 2.0L 4 Cyl DOHC Diesel 16V Engine	DAV = Continuously Variable Transaxle II
			ECN = 2.0L 4 Cyl DOHC 16V Dual VVT Engine	DAW = Cont.Var. w/Off-Rd Crawl Ratio Trans

AR = use ase required - = Non illustrated part

Sensors Oxygen Gas
Figure 8-615

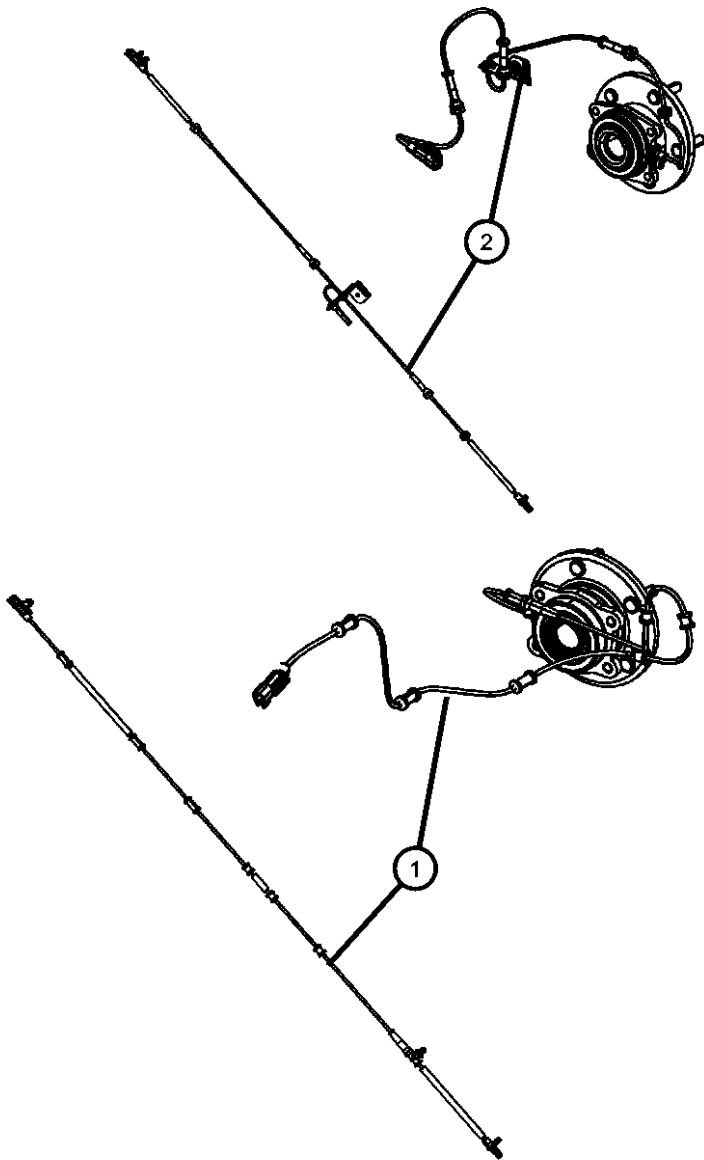


ITEM	PART NUMBER	QTY	LINE	SERIES	BODY	ENGINE	TRANS	TRIM	DESCRIPTION
1	56029084AA	1	J, U		49	ED3			SENSOR, Oxygen
		1	J, U		74	ED3			
		1	J, T, U		49	ECN			
		1	J, T, U		74	ECN			
2	56029084AA	1	J, T, U		74	ECN			SENSOR, Oxygen
		1	J, T, U		49	ED3			
		1	J, T, U		74	ED3			
		1	J, T, U		49	ECN			

COMPASS/PATRIOT (MK)		BODY	ENGINE	TRANSMISSION
SERIES	LINE			
H = HIGHLINE	T = JEEP - 2WD	49 = HATCHBACK TYPE #2	ECE = 2.0L 4 Cyl DOHC DPF Diesel Engine	DEF = 6-Speed Manual Aisin BG6 Trans
L = LOWLINE	J = JEEP - 4WD	74 = SPORT UTILITY 4-DR TYPE #4	ED3 = 2.4L 4 Cyl DOHC 16V Dual VVT Engine	DD7 = 5-Speed Manual T355 Transmission
P = PREMIUM	U = JEEP - 4WD (RHD)		ECD = 2.0L 4 Cyl DOHC Diesel 16V Engine	DAV = Continuously Variable Transaxle II
			ECN = 2.0L 4 Cyl DOHC 16V Dual VVT Engine	DAW = Cont.Var. w/Off-Rd Crawl Ratio Trans

Sensors Brakes
Figure 8-625

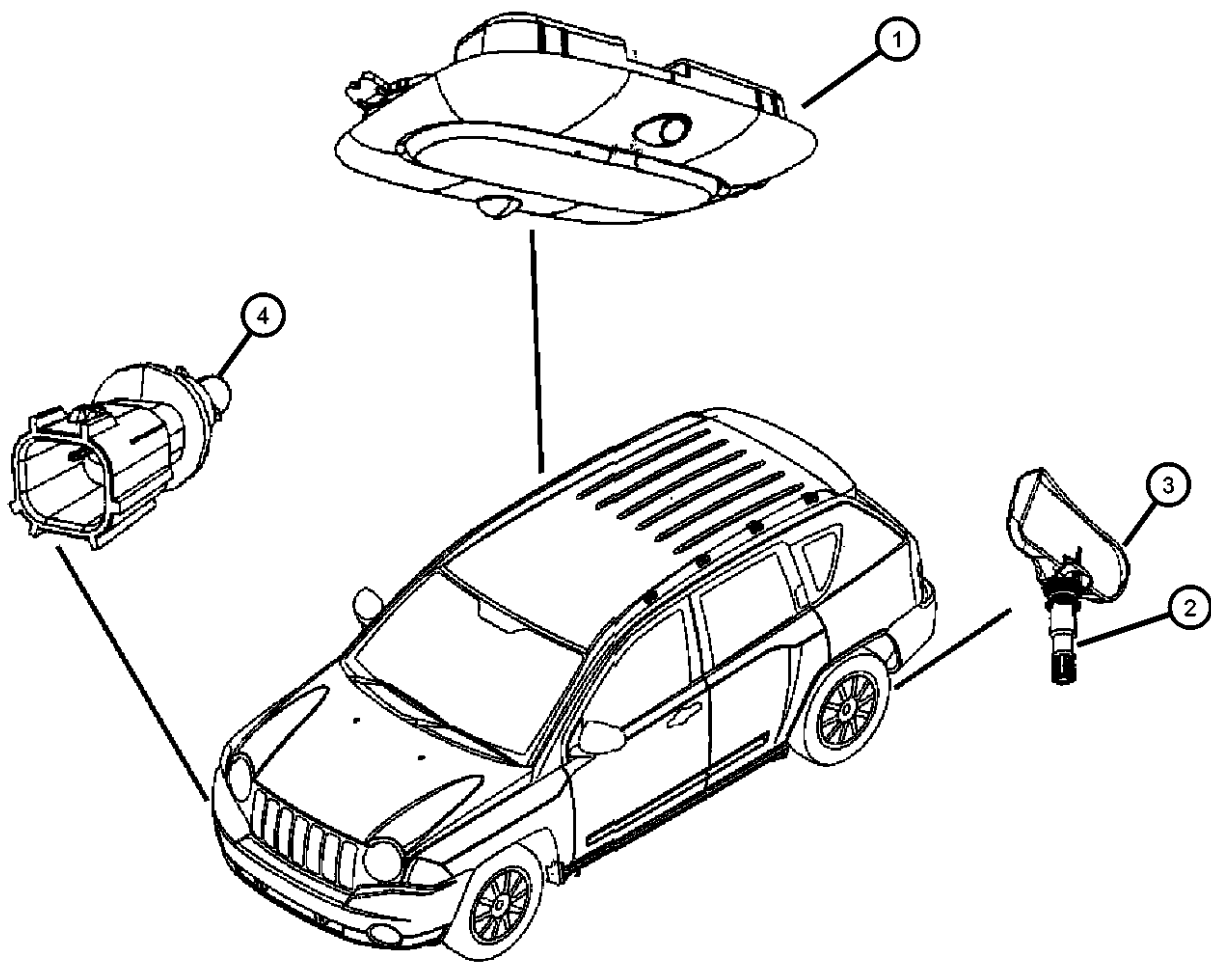
ITEM	PART NUMBER	QTY	LINE	SERIES	BODY	ENGINE	TRANS	TRIM	DESCRIPTION
1	05105572AA	1	J, T, U		49				SENSOR, Anti-Lock Brakes
		1	J, T, U		74				
2	05105062AA	1	T		49, 74				SENSOR, Anti-Lock Brakes
		1	J, U		49				
	05105064AA	1	J, U		74				
		1	J, U		49				
		1	J, U		74				
	05105065AB	1	J, U		49				Left
		1	J, U		74				Left



COMPASS/PATRIOT (MK)				
SERIES	LINE	BODY	ENGINE	TRANSMISSION
H = HIGHLINE	T = JEEP - 2WD	49 = HATCHBACK TYPE #2	ECE = 2.0L 4 Cyl DOHC DPF Diesel Engine	DEF = 6-Speed Manual Aisin BG6 Trans
L = LOWLINE	J = JEEP - 4WD	74 = SPORT UTILITY 4-DR TYPE #4	ED3 = 2.4L 4 Cyl DOHC 16V Dual VVT Engine	DD7 = 5-Speed Manual T355 Transmission
P = PREMIUM	U = JEEP - 4WD (RHD)		ECD = 2.0L 4 Cyl DOHC Diesel 16V Engine	DAV = Continuously Variable Transaxle II
			ECN = 2.0L 4 Cyl DOHC 16V Dual VVT Engine	DAW = Cont.Var. w/Off-Rd Crawl Ratio Trans

AR = use ase required - = Non illustrated part

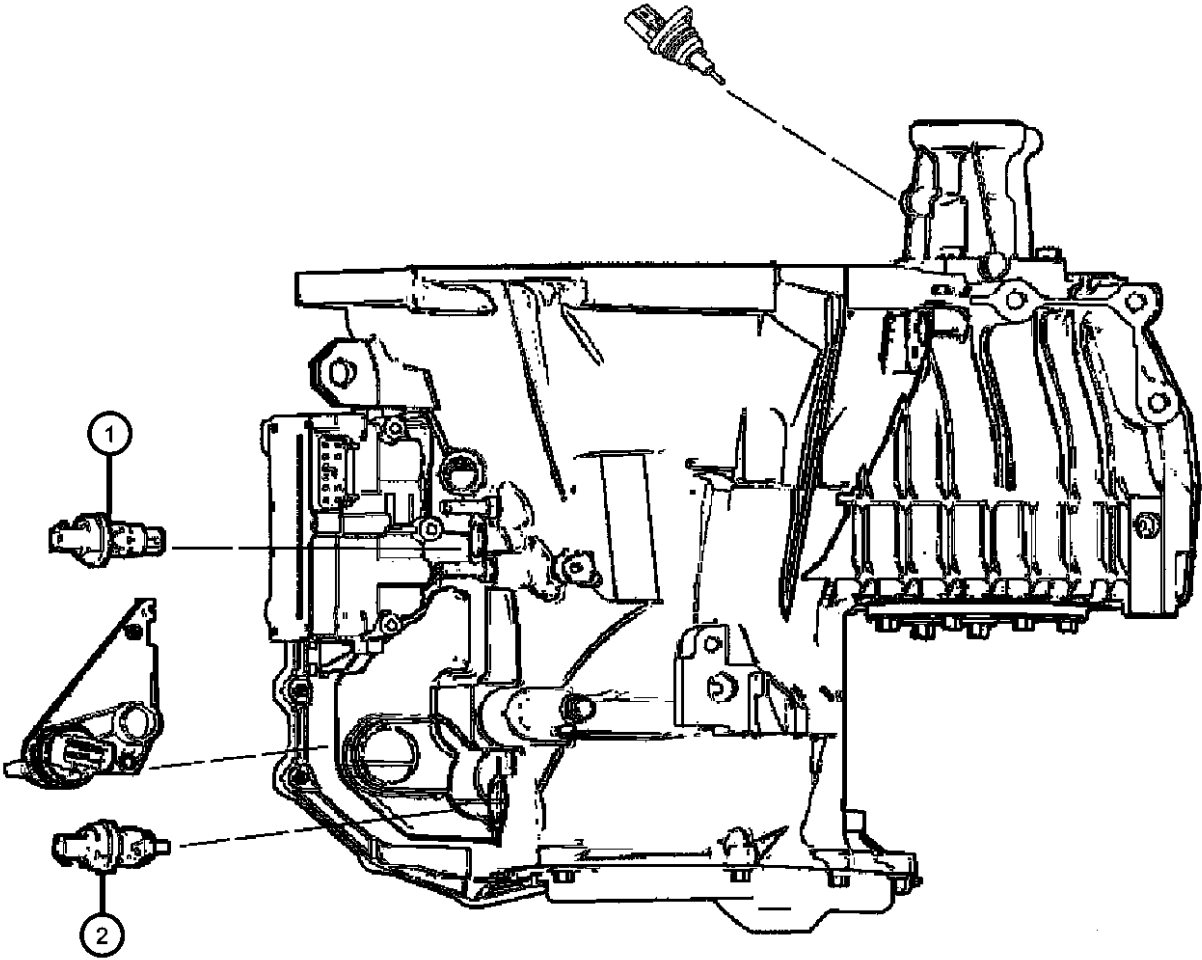
Sensors Body
Figure 8-635



ITEM	PART NUMBER	QTY	LINE	SERIES	BODY	ENGINE	TRANS	TRIM	DESCRIPTION
1	1BX26DW1AD	1	J, T, U		74				SENSOR, Intrusion Module
2	68001743AA	4	J, T, U		49				HARDWARE KIT, Mounting
		4	J, T, U		74				
3	68001696AA	4	J, T, U		49				SENSOR PACKAGE, Tire Pressure
		4	J, T, U		74				
4	05293138AA	1	J, T, U		49	ECD, ECN, ED3			SENSOR, Air Temperature
		1	J, T, U		74	ECD, ECN, ED3			

COMPASS/PATRIOT (MK)					
SERIES	LINE	BODY	ENGINE	TRANSMISSION	
H = HIGHLINE	T = JEEP - 2WD	49 = HATCHBACK TYPE #2	ECE = 2.0L 4 Cyl DOHC DPF Diesel Engine	DEF = 6-Speed Manual Aisin BG6 Trans	
L = LOWLINE	J = JEEP - 4WD	74 = SPORT UTILITY 4-DR TYPE #4	ED3 = 2.4L 4 Cyl DOHC 16V Dual VVT Engine	DD7 = 5-Speed Manual T355 Transmission	
P = PREMIUM	U = JEEP - 4WD (RHD)		ECD = 2.0L 4 Cyl DOHC Diesel 16V Engine	DAV = Continuously Variable Transaxle II	
			ECN = 2.0L 4 Cyl DOHC 16V Dual VVT Engine	DAW = Cont.Var. w/Off-Rd Crawl Ratio Trans	

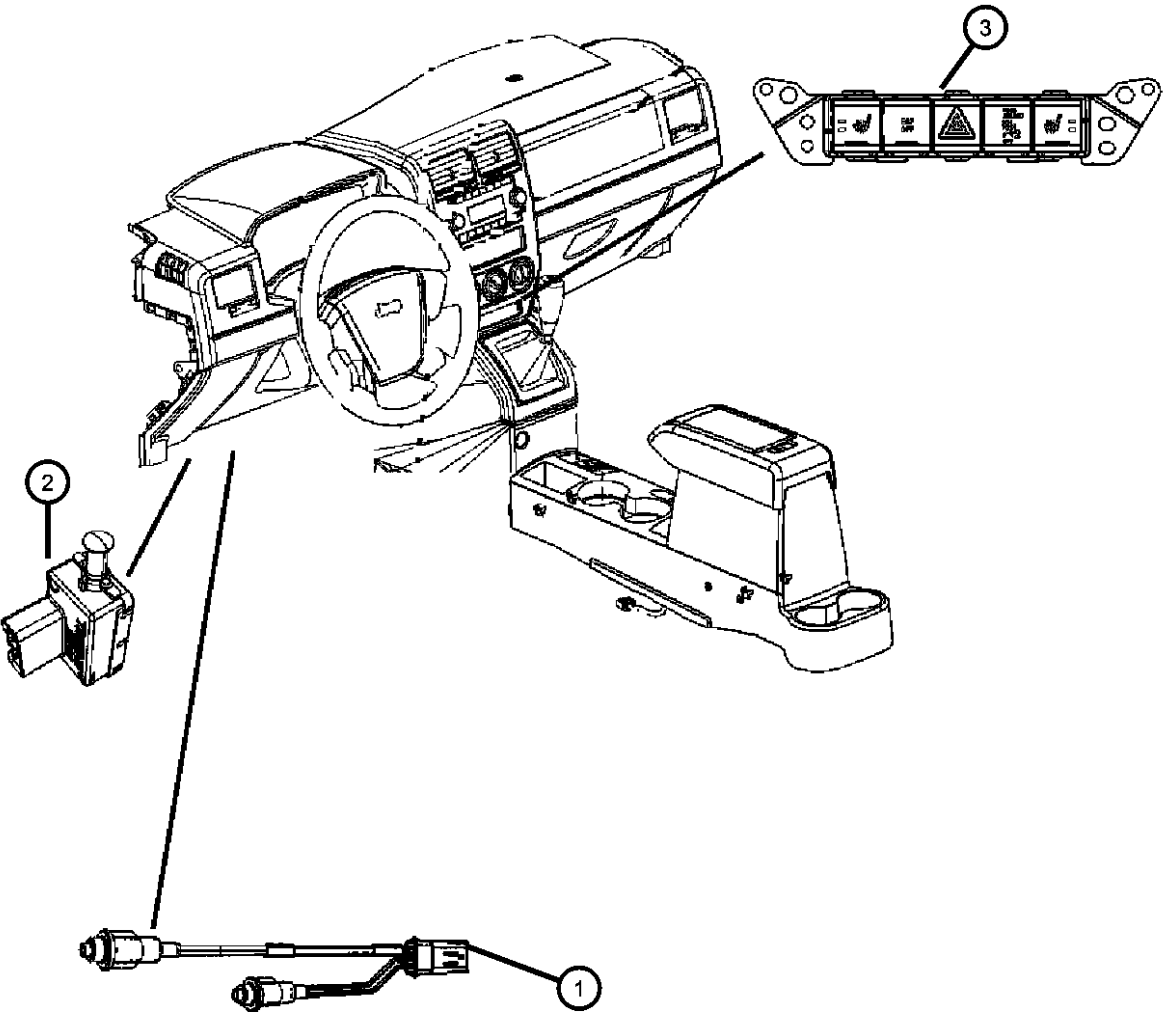
Sensors Drivetrain
Figure 8-640



ITEM	PART NUMBER	QTY	LINE	SERIES	BODY	ENGINE	TRANS	TRIM	DESCRIPTION
1	05189841AA	1	J, T, U		49	ECN	DAV		SENSOR, Primary revolution
		1	J, T, U		74	ECN	DAV		
		1	J, U		49	ED3	DAV		
		1	J, U		74	ED3	DAV		
		1	J, T, U		74	ED3	DAW		
2	05189840AA	1	J, T, U		49	ECN	DAV		SENSOR, Secondary revolution
		1	J, T, U		74	ECN	DAV		
		1	J, U		49	ED3	DAV		
		1	J, U		74	ED3	DAV		
		1	J, T, U		74	ED3	DAW		

COMPASS/PATRIOT (MK)		BODY	ENGINE	TRANSMISSION
SERIES	LINE			
H = HIGHLINE	T = JEEP - 2WD	49 = HATCHBACK TYPE #2	ECE = 2.0L 4 Cyl DOHC DPF Diesel Engine	DEF = 6-Speed Manual Aisin BG6 Trans
L = LOWLINE	J = JEEP - 4WD	74 = SPORT UTILITY 4-DR TYPE #4	ED3 = 2.4L 4 Cyl DOHC 16V Dual VVT Engine	DD7 = 5-Speed Manual T355 Transmission
P = PREMIUM	U = JEEP - 4WD (RHD)		ECD = 2.0L 4 Cyl DOHC Diesel 16V Engine	DAV = Continuously Variable Transaxle II
			ECN = 2.0L 4 Cyl DOHC 16V Dual VVT Engine	DAW = Cont.Var. w/Off-Rd Crawl Ratio Trans

Switches Instrument Panel
Figure 8-805

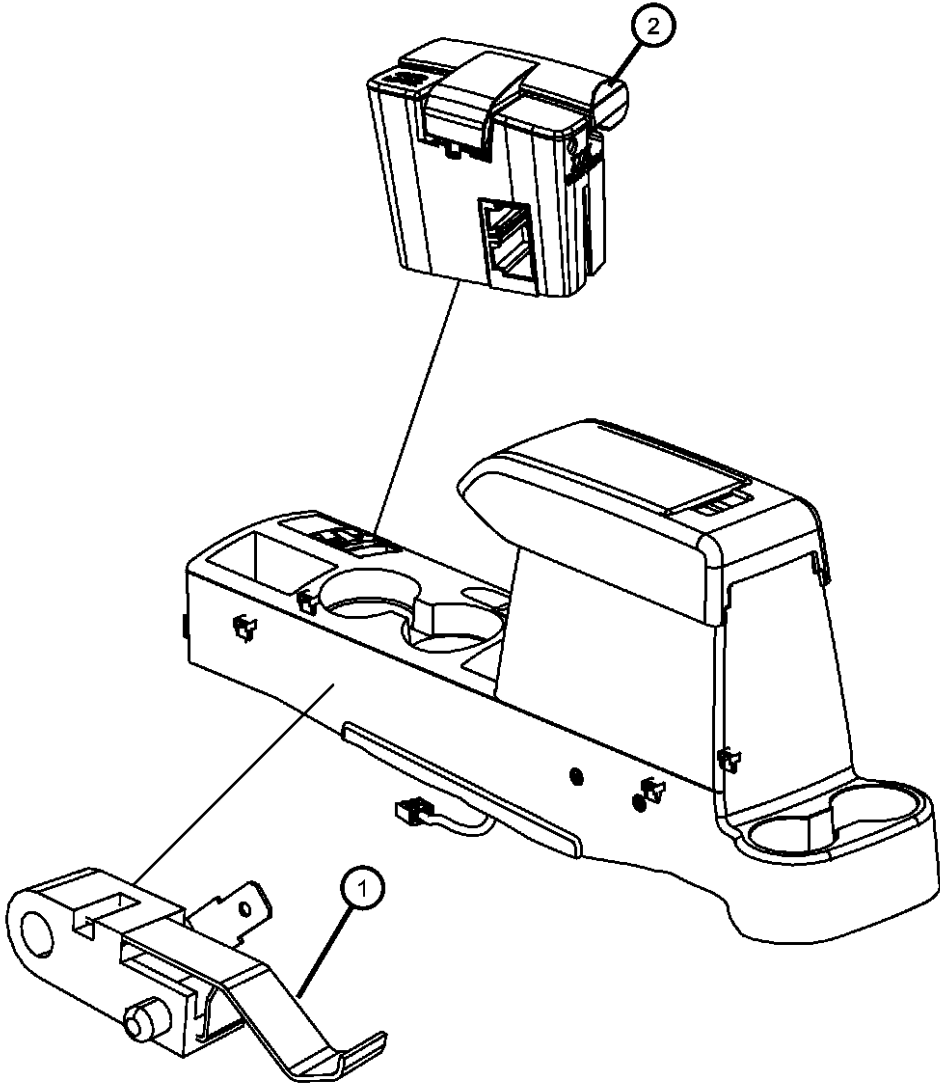


ITEM	PART NUMBER	QTY	LINE	SERIES	BODY	ENGINE	TRANS	TRIM	DESCRIPTION
1	05026131AB	1	J, T		49		DD7		SWITCH, Clutch Starter Interlock
		1	J, T		74		DD7		
	05026410AA	1	J, T		49		DEF		
		1	J, T		74		DEF		
2	05083344AA	1	J, T, U		49				SWITCH PACKAGE, Stop Lamp
		1	J, T, U		74				
3	04602724AD	1	J, T, U		49				SWITCH, Pod [JKL]
		1	J, T, U		74				
	04602726AD	1	J, T, U		49				[JKL,CMA] [JKL,CMA]
		1	J, T, U		74				
	04602728AD	1	J, T, U		49				
		1	J, T, U		74				
	04602730AD	1	J, T, U		49				[CMA] [CMA]
		1	J, T, U		74				

COMPASS/PATRIOT (MK)		BODY	ENGINE	TRANSMISSION
SERIES	LINE			
H = HIGHLINE	T = JEEP - 2WD	49 = HATCHBACK TYPE #2	ECE = 2.0L 4 Cyl DOHC DPF Diesel Engine	DEF = 6-Speed Manual Aisin BG6 Trans
L = LOWLINE	J = JEEP - 4WD	74 = SPORT UTILITY 4-DR TYPE #4	ED3 = 2.4L 4 Cyl DOHC 16V Dual VVT Engine	DD7 = 5-Speed Manual T355 Transmission
P = PREMIUM	U = JEEP - 4WD (RHD)		ECD = 2.0L 4 Cyl DOHC Diesel 16V Engine	DAV = Continuously Variable Transaxle II
			ECN = 2.0L 4 Cyl DOHC 16V Dual VVT Engine	DAW = Cont.Var. w/Off-Rd Crawl Ratio Trans

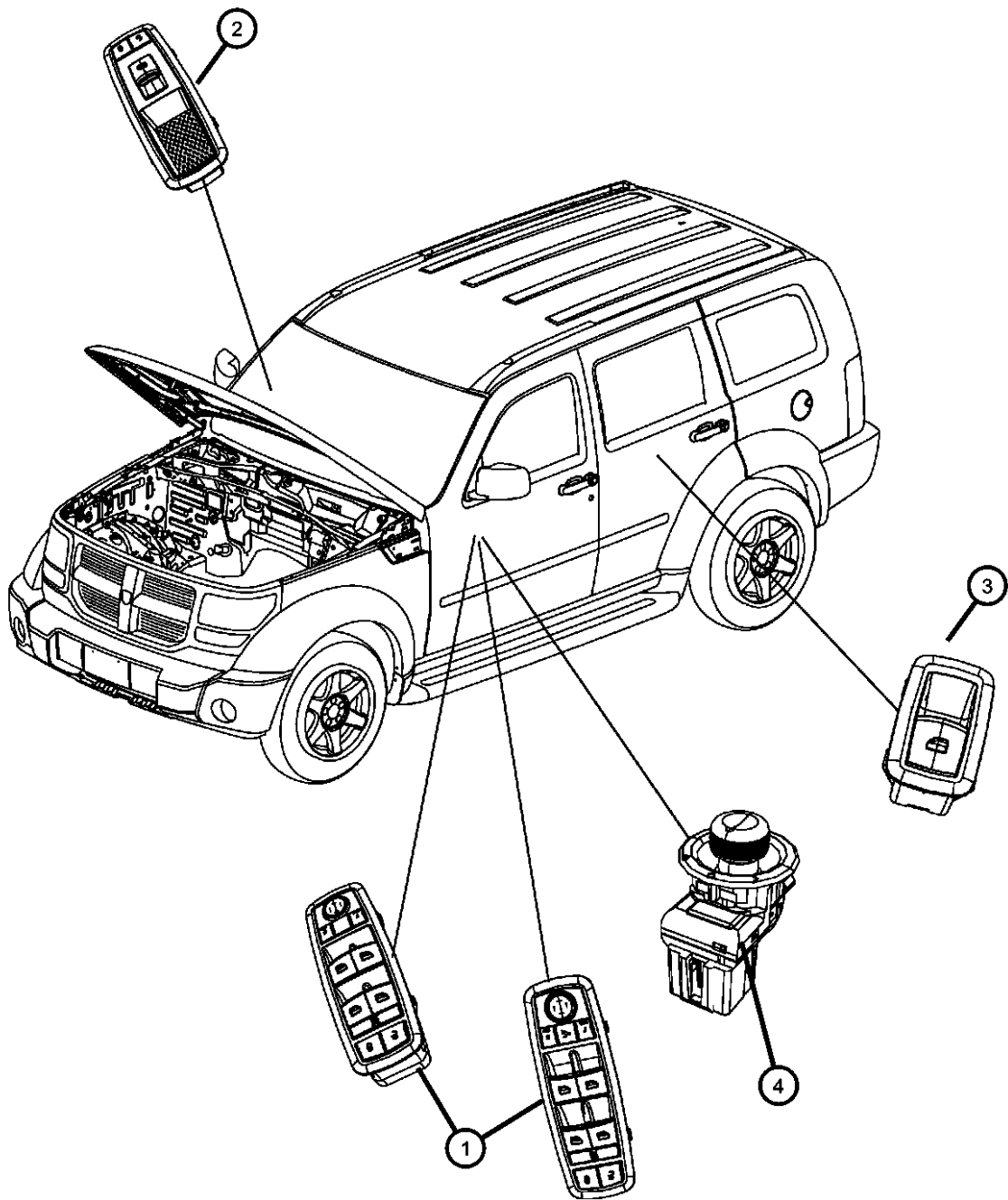
Switches Console
Figure 8-810

ITEM	PART NUMBER	QTY	LINE	SERIES	BODY	ENGINE	TRANS	TRIM	DESCRIPTION
1	05209922	1	J, T, U		49				SWITCH, Parking Brake
			J, T, U		74				
2	05107932AA	1	J, U		49				SWITCH, Transfer Case
			J, U		74				



COMPASS/PATRIOT (MK)		BODY	ENGINE	TRANSMISSION
SERIES	LINE			
H = HIGHLINE	T = JEEP - 2WD	49 = HATCHBACK TYPE #2	ECE = 2.0L 4 Cyl DOHC DPF Diesel Engine	DEF = 6-Speed Manual Aisin BG6 Trans
L = LOWLINE	J = JEEP - 4WD	74 = SPORT UTILITY 4-DR TYPE #4	ED3 = 2.4L 4 Cyl DOHC 16V Dual VVT Engine	DD7 = 5-Speed Manual T355 Transmission
P = PREMIUM	U = JEEP - 4WD (RHD)		ECD = 2.0L 4 Cyl DOHC Diesel 16V Engine	DAV = Continuously Variable Transaxle II
			ECN = 2.0L 4 Cyl DOHC 16V Dual VVT Engine	DAW = Cont.Var. w/Off-Rd Crawl Ratio Trans

Switches Door and Liftgate
Figure 8-815

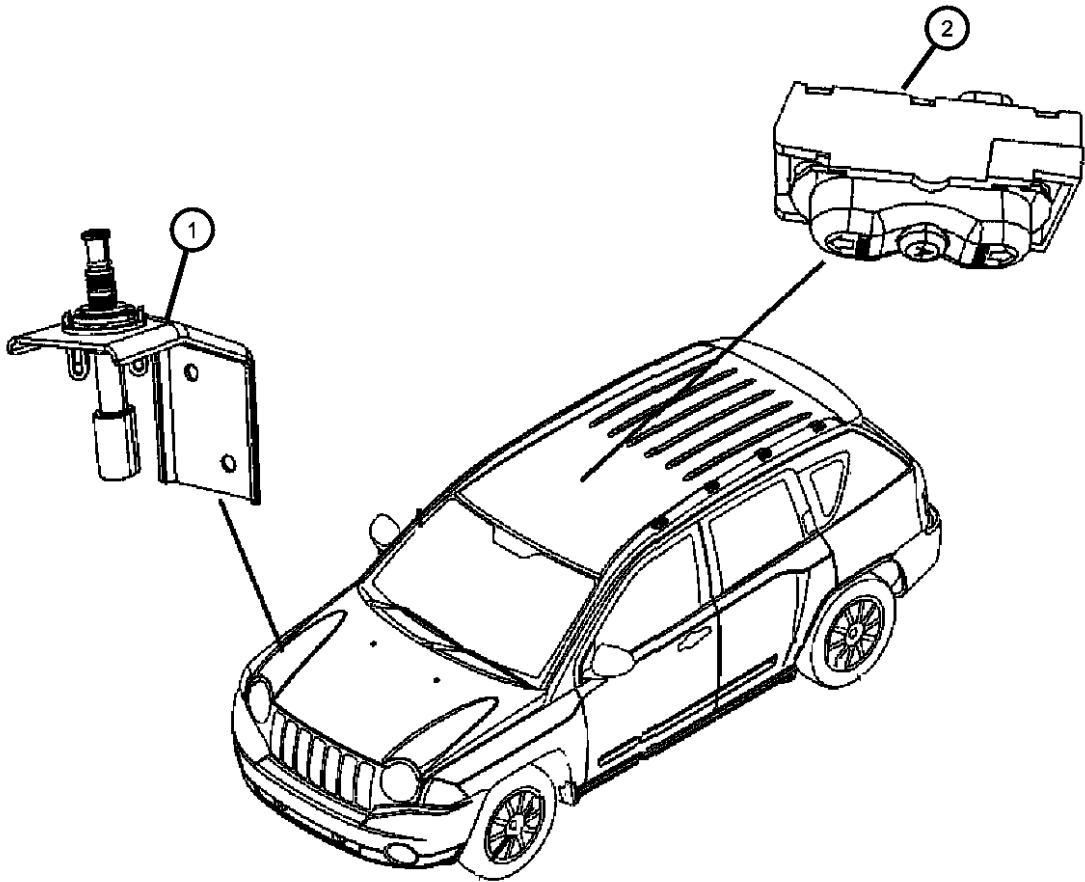


ITEM	PART NUMBER	QTY	LINE	SERIES	BODY	ENGINE	TRANS	TRIM	DESCRIPTION
1	56040691AD	1	J, T		74				SWITCH, Window and Door Lock
		1	J, T		49				
	56040701AD	1	U		49				
		1	U		74				
2	56040693AD	1	J, T		74				SWITCH, Window
		1	U		74				
3	56040693AD	1	J, T		74				SWITCH, Window
		1	J, T		49				
		1	U		74				
		1	U		49				
4	04602789AA	1	U		74				SWITCH, Mirror
	V7700008AA								
		1	U		49				
	V7700008AA								
	56040694AD	1	J, T		49				
	V7700009AA								
		1	J, T		74				
	V7700009AA								Mopar Alternative Switch

COMPASS/PATRIOT (MK)		BODY		ENGINE	TRANSMISSION
SERIES	LINE				
H = HIGHLINE	T = JEEP - 2WD	49 = HATCHBACK TYPE #2		ECE = 2.0L 4 Cyl DOHC DPF Diesel Engine	DEF = 6-Speed Manual Aisin BG6 Trans
L = LOWLINE	J = JEEP - 4WD	74 = SPORT UTILITY 4-DR TYPE #4		ED3 = 2.4L 4 Cyl DOHC 16V Dual VVT Engine	DD7 = 5-Speed Manual T355 Transmission
P = PREMIUM	U = JEEP - 4WD (RHD)			ECD = 2.0L 4 Cyl DOHC Diesel 16V Engine	DAV = Continuously Variable Transaxle II
				ECN = 2.0L 4 Cyl DOHC 16V Dual VVT Engine	DAW = Cont.Var. w/Off-Rd Crawl Ratio Trans

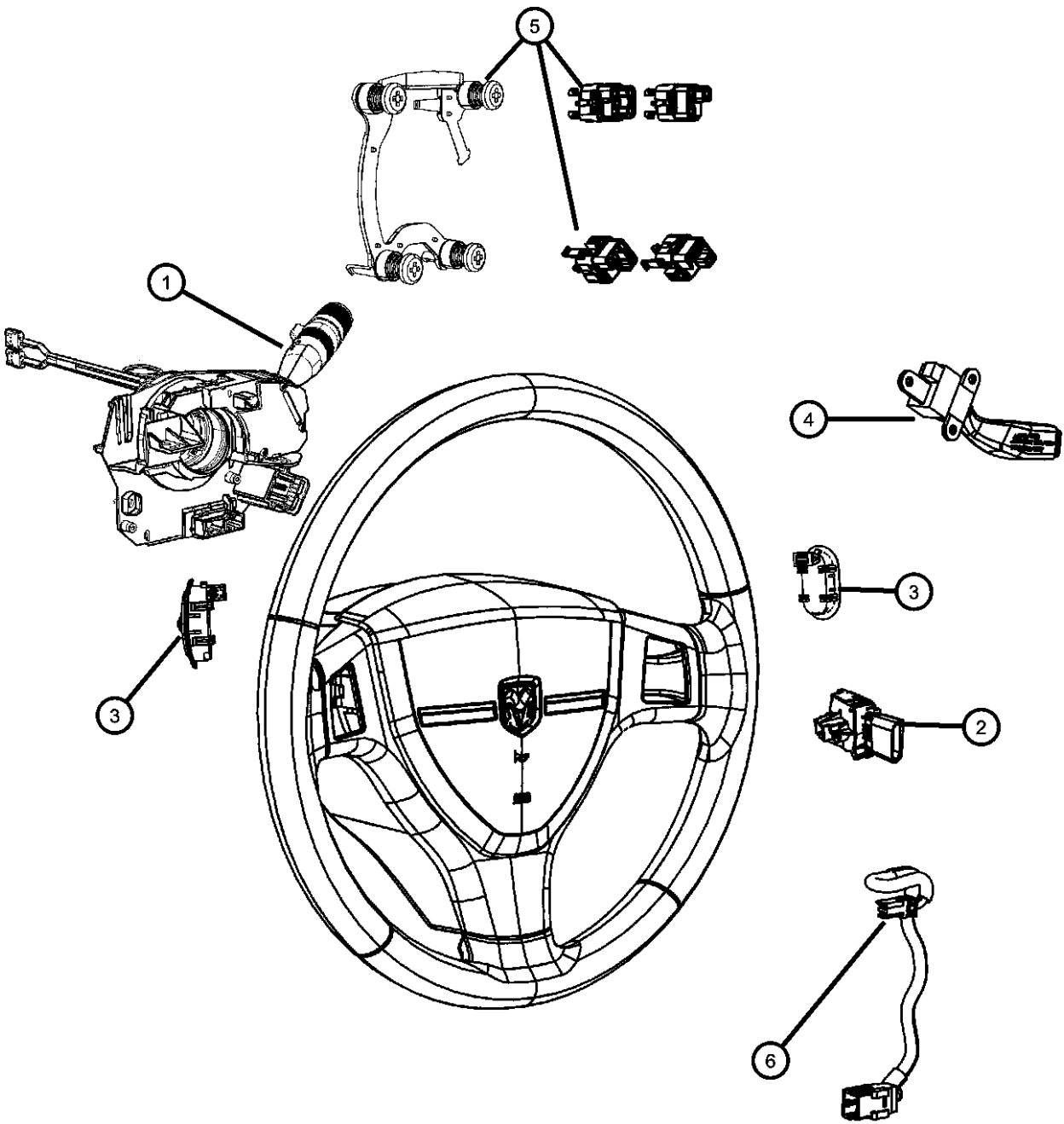
Switches Body
Figure 8-820

ITEM	PART NUMBER	QTY	LINE	SERIES	BODY	ENGINE	TRANS	TRIM	DESCRIPTION
1									SWITCH, Underhood
	05026276AA	1	J, T, U		49				
	05026295AA	1	J, T, U		74				
2									SWITCH, Sunroof
	04602687AA	1	J, T, U		74				
		1	J, T, U		49				



COMPASS/PATRIOT (MK)				
SERIES	LINE	BODY	ENGINE	TRANSMISSION
H = HIGHLINE	T = JEEP - 2WD	49 = HATCHBACK TYPE #2	ECE = 2.0L 4 Cyl DOHC DPF Diesel Engine	DEF = 6-Speed Manual Aisin BG6 Trans
L = LOWLINE	J = JEEP - 4WD	74 = SPORT UTILITY 4-DR TYPE #4	ED3 = 2.4L 4 Cyl DOHC 16V Dual VVT Engine	DD7 = 5-Speed Manual T355 Transmission
P = PREMIUM	U = JEEP - 4WD (RHD)		ECD = 2.0L 4 Cyl DOHC Diesel 16V Engine	DAV = Continuously Variable Transaxle II
			ECN = 2.0L 4 Cyl DOHC 16V Dual VVT Engine	DAW = Cont.Var. w/Off-Rd Crawl Ratio Trans

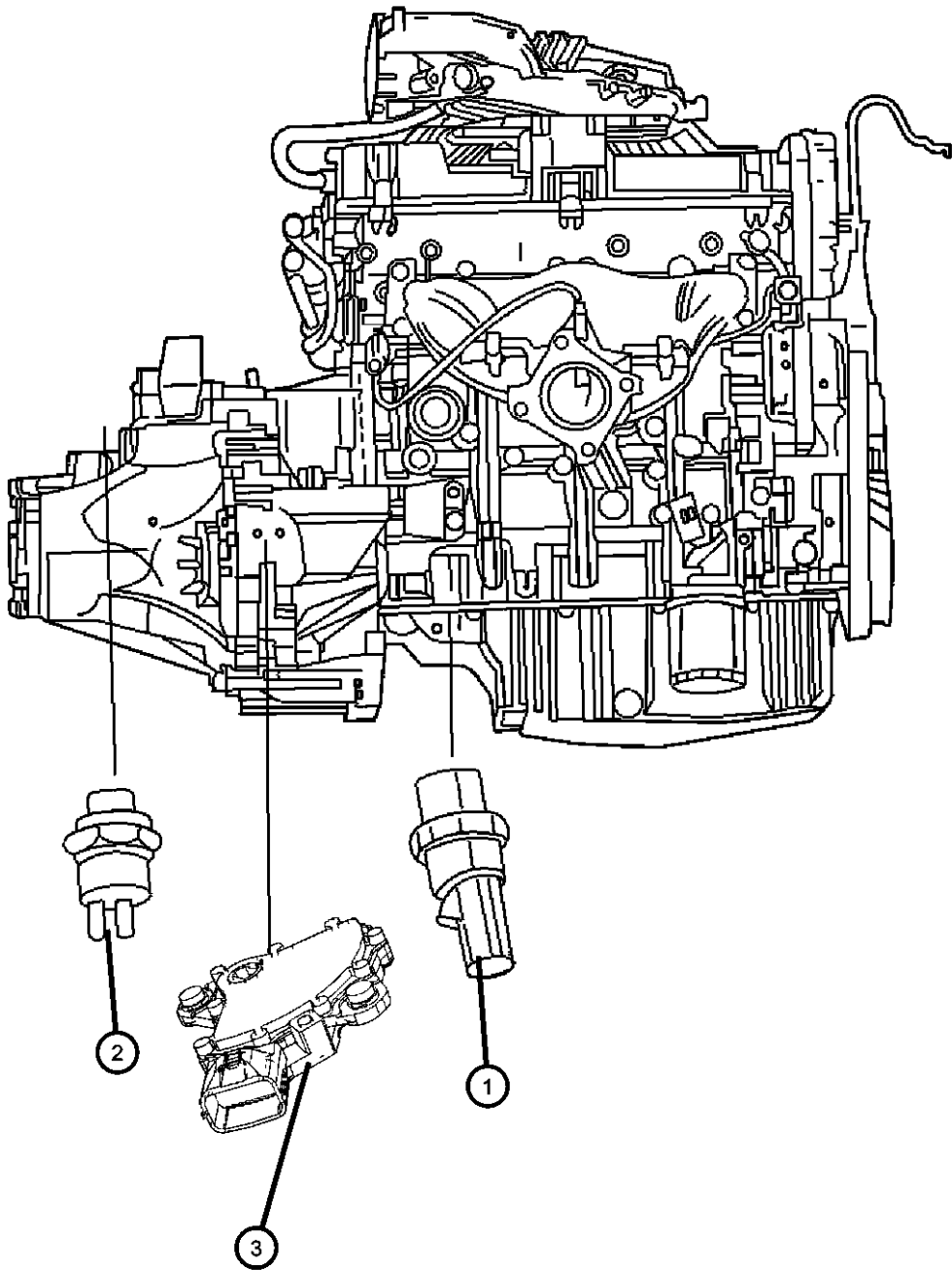
Switches Steering Column and Wheel
Figure 8-830



ITEM	PART NUMBER	QTY	LINE	SERIES	BODY	ENGINE	TRANS	TRIM	DESCRIPTION
1									SWITCH, Multifunction
	05183946AB	1	J, T, U		49				[JHA,JHB,LPG,LNJ,BNB]
		1	J, T, U		74				[JHA,JHB,LPG,LNJ,BNB]
	05183947AB	1	J, T, U		49				[JHA,JHB,LNJ,BNB]
		1	J, T, U		74				[JHA,JHB,LNJ,BNB]
	05183950AB	1	J, T, U		49				[JHA,JHB,LPG,BNB]
		1	J, T, U		74				[JHA,JHB,LPG,BNB]
	05183952AB	1	J, T, U		49				[JHA,JHB,BNB]
1		J, T, U		74				[JHA,JHB,BNB]	
2									SWITCH, Ignition
	68033393AA	1	J, T		49		DAV, DAW		
		1	J, T		74		DAV, DAW		
		1	J, T		49		DD7, DEF		
		1	J, T		74		DD7, DEF		
3									SWITCH, Radio Control
	04685728AB	1	J, T, U		49				Right
		1	J, T, U		74				Right
	04685729AB	1	J, T, U		49				Left
1		J, T, U		74				Left	
4									SWITCH, Speed Control
	04671929AA	1	J, T, U		49				
		1	J, T, U		74				
5									SWITCH, Horn
	05189428AB	1	J, T, U		49				
		1	J, T, U		74				
6									WIRING, Steering Wheel
	68000462AB	1	J, T, U		49				[NHM]
		1	J, T, U		74				[NHM]
	68018160AB	1	J, T, U		49				
		1	J, T, U		74				
	68036592AA	1	J, T, U		49				[NHM,RDZ]
		1	J, T, U		74				[NHM,RDZ]

COMPASS/PATRIOT (MK)		BODY	ENGINE	TRANSMISSION
SERIES	LINE			
H = HIGHLINE	T = JEEP - 2WD	49 = HATCHBACK TYPE #2	ECE = 2.0L 4 Cyl DOHC DPF Diesel Engine	DEF = 6-Speed Manual Aisin BG6 Trans
L = LOWLINE	J = JEEP - 4WD	74 = SPORT UTILITY 4-DR TYPE #4	ED3 = 2.4L 4 Cyl DOHC 16V Dual VVT Engine	DD7 = 5-Speed Manual T355 Transmission
P = PREMIUM	U = JEEP - 4WD (RHD)		ECD = 2.0L 4 Cyl DOHC Diesel 16V Engine	DAV = Continuously Variable Transaxle II
			ECN = 2.0L 4 Cyl DOHC 16V Dual VVT Engine	DAW = Cont.Var. w/Off-Rd Crawl Ratio Trans

Switches Powertrain
Figure 8-835

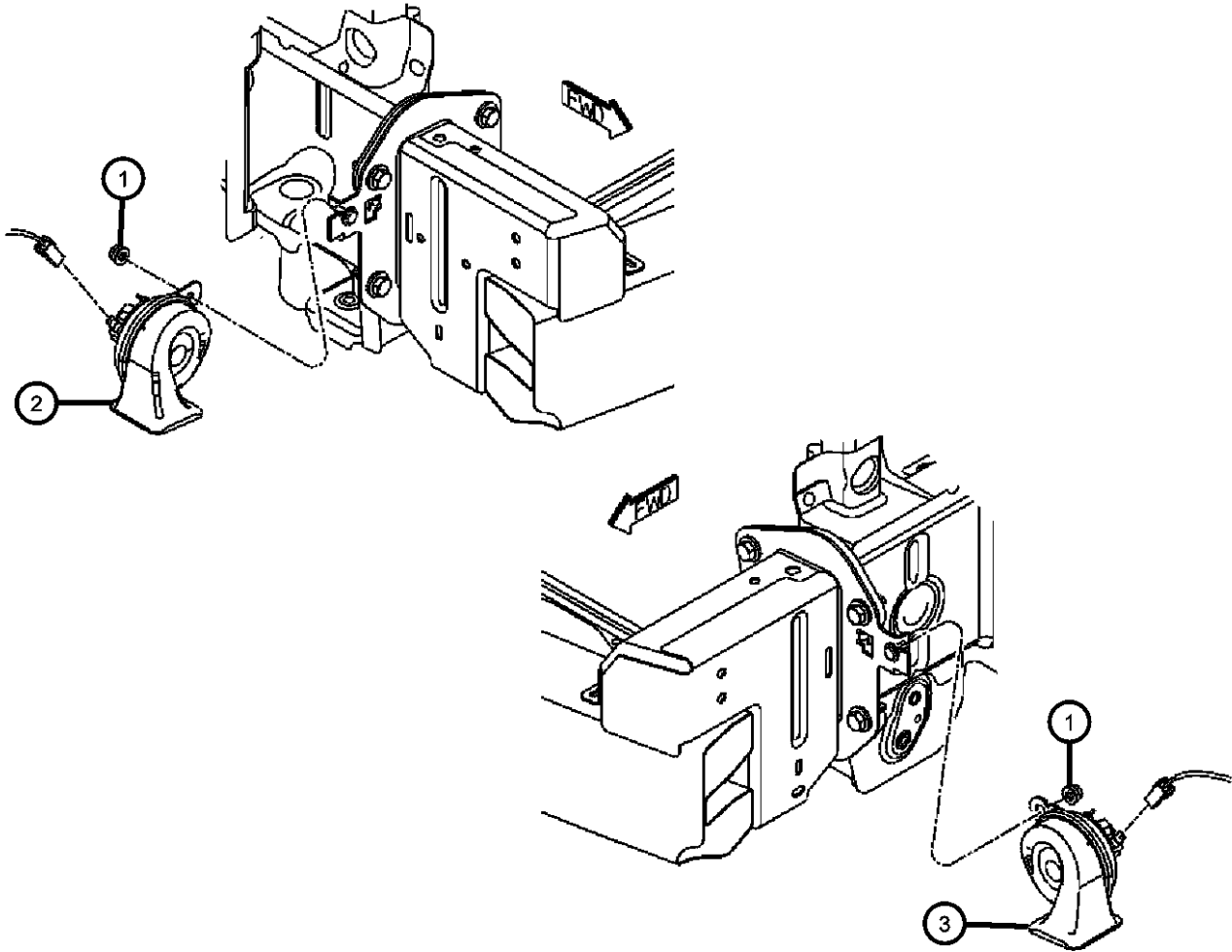


ITEM	PART NUMBER	QTY	LINE	SERIES	BODY	ENGINE	TRANS	TRIM	DESCRIPTION
1	68028946AA	1	J, T, U		49	ECD			SWITCH, Oil Pressure
		1	J, T, U		74	ECD			
2	05163420AB	1	J, U		49	ED3	DD7		SWITCH, Back Up Lamp
		1	J, U		74	ED3	DD7		
	05191045AA	1	J, U		49	ECD, ECE	DEF		
		1	J, U		74	ECD, ECE	DEF		
3	05189839AA	1	J, T, U		49	ECN	DAV		SWITCH, Inhibitor, A/T NEUTRAL, SAFETY, BACK UP
		1	J, T, U		74	ECN	DAV		
		1	J, U		49	ED3	DAV		
		1	J, U		74	ED3	DAV		

COMPASS/PATRIOT (MK)		BODY	ENGINE	TRANSMISSION
SERIES	LINE			
H = HIGHLINE	T = JEEP - 2WD	49 = HATCHBACK TYPE #2	ECE = 2.0L 4 Cyl DOHC DPF Diesel Engine	DEF = 6-Speed Manual Aisin BG6 Trans
L = LOWLINE	J = JEEP - 4WD	74 = SPORT UTILITY 4-DR TYPE #4	ED3 = 2.4L 4 Cyl DOHC 16V Dual VVT Engine	DD7 = 5-Speed Manual T355 Transmission
P = PREMIUM	U = JEEP - 4WD (RHD)		ECD = 2.0L 4 Cyl DOHC Diesel 16V Engine	DAV = Continuously Variable Transaxle II
			ECN = 2.0L 4 Cyl DOHC 16V Dual VVT Engine	DAW = Cont.Var. w/Off-Rd Crawl Ratio Trans

Horns
Figure 8-905

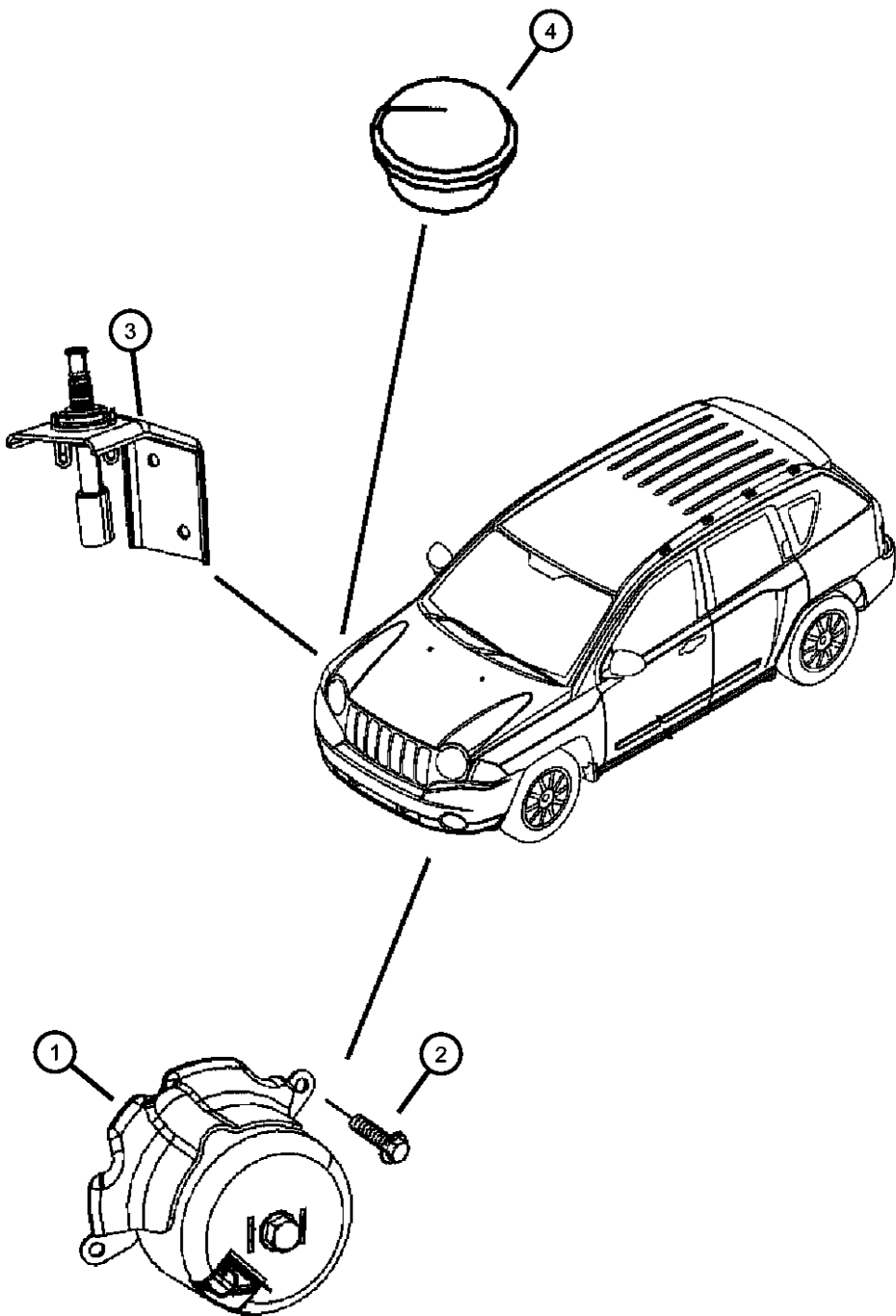
ITEM	PART NUMBER	QTY	LINE	SERIES	BODY	ENGINE	TRANS	TRIM	DESCRIPTION
1		1							NUT, Locking, (NOT SERVICED)
2	04671942AE	1	J, T, U		49				HORN AND BRACKET, High Note
		1	J, T, U		74				
3	04671988AE	1	J, T, U		49				HORN AND BRACKET, Low Note
		1	J, T, U		74				



COMPASS/PATRIOT (MK)				
SERIES	LINE	BODY	ENGINE	TRANSMISSION
H = HIGHLINE	T = JEEP - 2WD	49 = HATCHBACK TYPE #2	ECE = 2.0L 4 Cyl DOHC DPF Diesel Engine	DEF = 6-Speed Manual Aisin BG6 Trans
L = LOWLINE	J = JEEP - 4WD	74 = SPORT UTILITY 4-DR TYPE #4	ED3 = 2.4L 4 Cyl DOHC 16V Dual VVT Engine	DD7 = 5-Speed Manual T355 Transmission
P = PREMIUM	U = JEEP - 4WD (RHD)		ECD = 2.0L 4 Cyl DOHC Diesel 16V Engine	DAV = Continuously Variable Transaxle II
			ECN = 2.0L 4 Cyl DOHC 16V Dual VVT Engine	DAW = Cont.Var. w/Off-Rd Crawl Ratio Trans

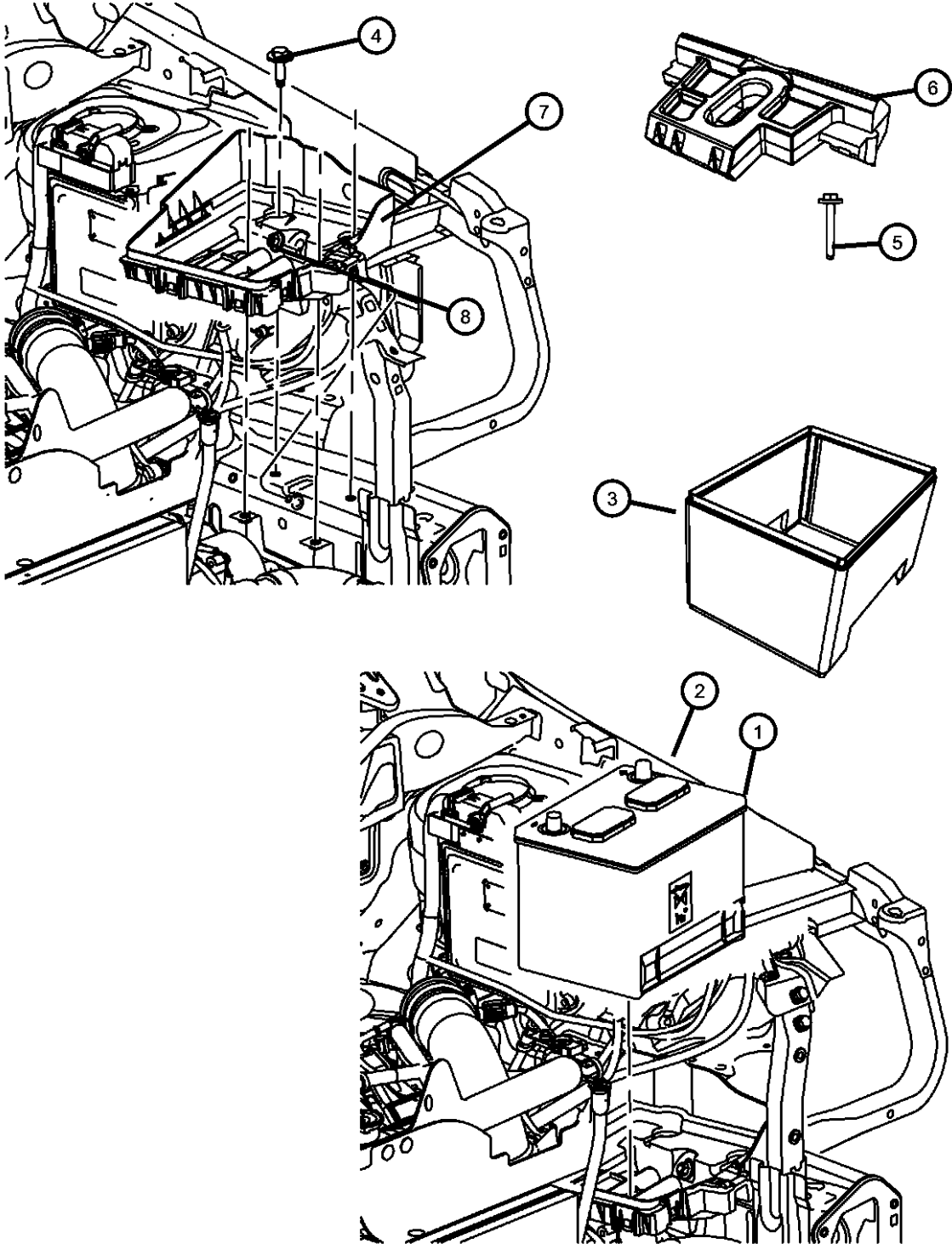
Siren Alarm System
Figure 8-910

ITEM	PART NUMBER	QTY	LINE	SERIES	BODY	ENGINE	TRANS	TRIM	DESCRIPTION
1									SIREN, Alarm
	04692034AB	1	J, T, U		49				
		1	J, T, U		74				
2		1							SCREW, Hex Head, M8, (NOT SERVICED)
3	05026295AA	1	J, T, U		74				SWITCH, Underhood
4	05026271AA	1	J, T, U		49				CAP, Protective



COMPASS/PATRIOT (MK)				
SERIES	LINE	BODY	ENGINE	TRANSMISSION
H = HIGHLINE	T = JEEP - 2WD	49 = HATCHBACK TYPE #2	ECE = 2.0L 4 Cyl DOHC DPF Diesel Engine	DEF = 6-Speed Manual Aisin BG6 Trans
L = LOWLINE	J = JEEP - 4WD	74 = SPORT UTILITY 4-DR TYPE #4	ED3 = 2.4L 4 Cyl DOHC 16V Dual VVT Engine	DD7 = 5-Speed Manual T355 Transmission
P = PREMIUM	U = JEEP - 4WD (RHD)		ECD = 2.0L 4 Cyl DOHC Diesel 16V Engine	DAV = Continuously Variable Transaxle II
			ECN = 2.0L 4 Cyl DOHC 16V Dual VVT Engine	DAW = Cont.Var. w/Off-Rd Crawl Ratio Trans

Battery Tray and Support
Figure 8-1005

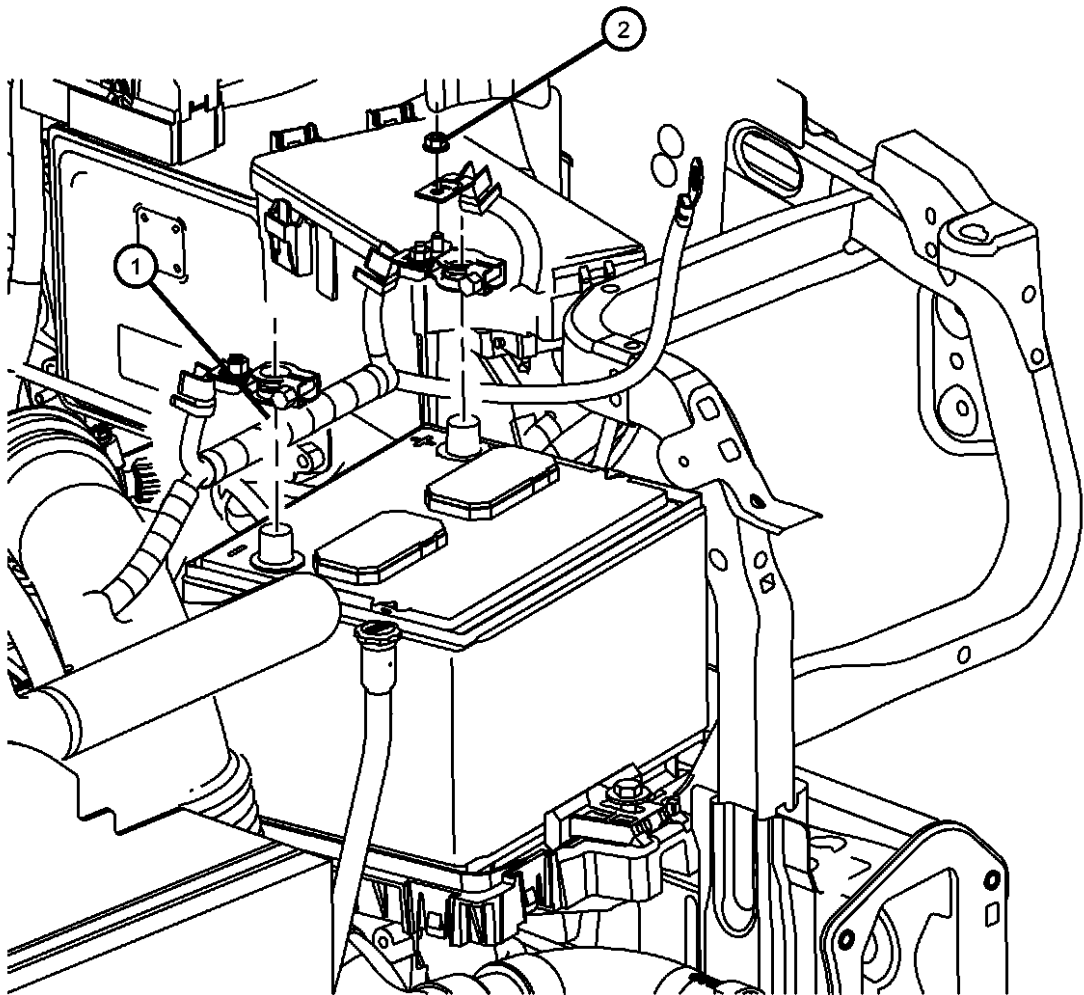


ITEM	PART NUMBER	QTY	LINE	SERIES	BODY	ENGINE	TRANS	TRIM	DESCRIPTION
1	04868999AB	1	J, T, U		49				BATTERY, Storage
		1	J, T, U		74				[BCV]
2	56041380AE	1	J, T, U		49				BATTERY
		1	J, T, U		74				[BCP]
3	05082107AB	1	J, T, U		49				COVER, Battery
		1	J, T, U		74				
4	06105101AA	4	J, T, U		49, 74				SCREW AND WASHER, Hex Head, M8X1.25X20.00
									SCREW AND WASHER, Hex Head, M8X1.25X63
5	06506502AA	1	J, T, U		49				
		1	J, T, U		74				
6	05115732AA	1	J, T, U		49				RETAINER, Battery
		1	J, T, U		74				
7	05115731AB	1	J, T, U		49				TRAY, Battery
		1	J, T, U		74				
8	06104726AA	1	J, T, U		49, 74				NUT AND WASHER, Hex, M8x1.25

COMPASS/PATRIOT (MK)		BODY	ENGINE	TRANSMISSION
SERIES	LINE			
H = HIGHLINE	T = JEEP - 2WD	49 = HATCHBACK TYPE #2	ECE = 2.0L 4 Cyl DOHC DPF Diesel Engine	DEF = 6-Speed Manual Aisin BG6 Trans
L = LOWLINE	J = JEEP - 4WD	74 = SPORT UTILITY 4-DR TYPE #4	ED3 = 2.4L 4 Cyl DOHC 16V Dual VVT Engine	DD7 = 5-Speed Manual T355 Transmission
P = PREMIUM	U = JEEP - 4WD (RHD)		ECD = 2.0L 4 Cyl DOHC Diesel 16V Engine	DAV = Continuously Variable Transaxle II
			ECN = 2.0L 4 Cyl DOHC 16V Dual VVT Engine	DAW = Cont.Var. w/Off-Rd Crawl Ratio Trans

Battery Wiring
Figure 8-1010

ITEM	PART NUMBER	QTY	LINE	SERIES	BODY	ENGINE	TRANS	TRIM	DESCRIPTION
1	06104726AA	1							WIRING, Battery, serviced in powertrain wiring, (NOT SERVICED) NUT, (NOT SERVICED)
2	06104726AA	1							

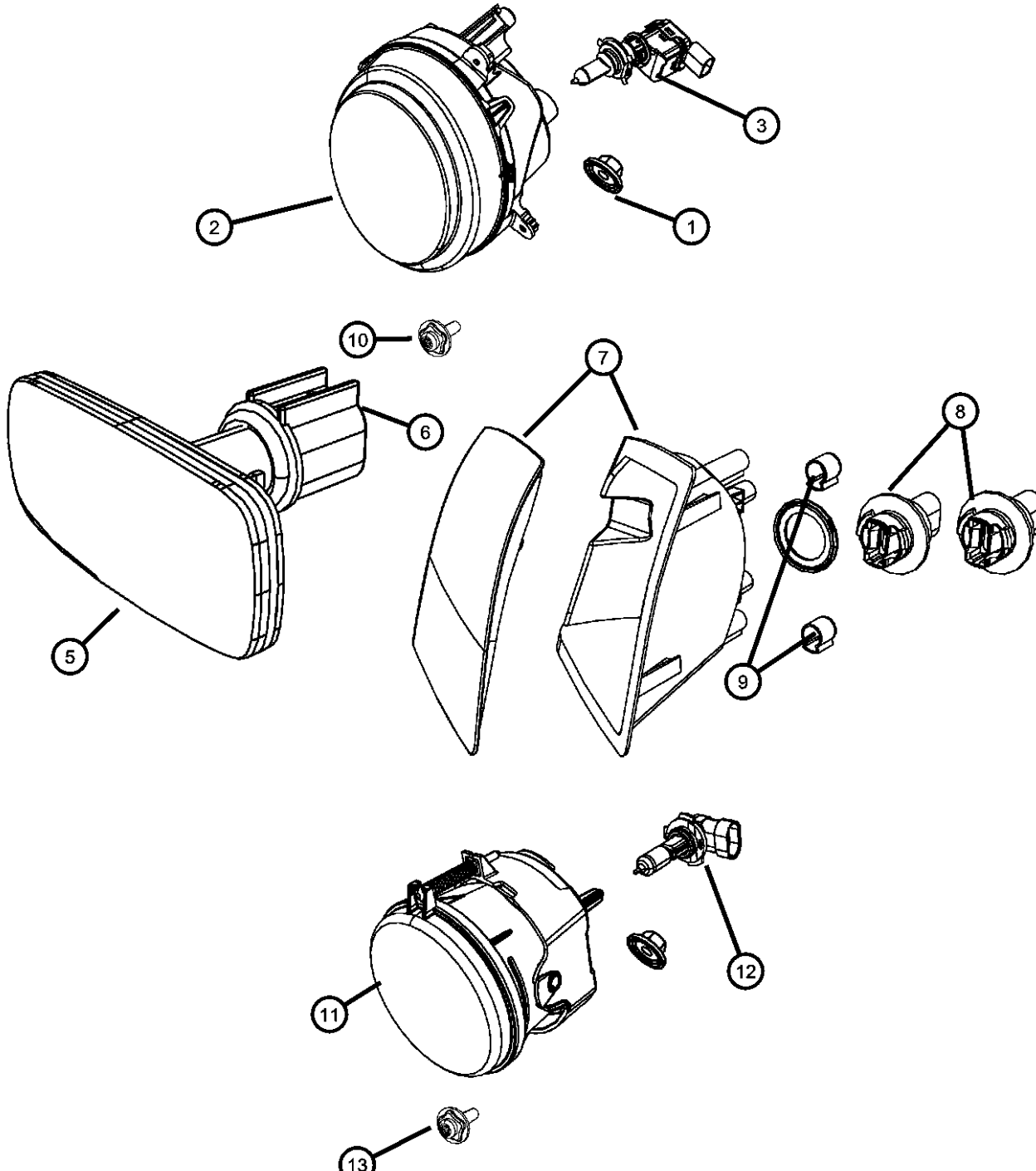


COMPASS/PATRIOT (MK)				
SERIES	LINE	BODY	ENGINE	TRANSMISSION
H = HIGHLINE	T = JEEP - 2WD	49 = HATCHBACK TYPE #2	ECE = 2.0L 4 Cyl DOHC DPF Diesel Engine	DEF = 6-Speed Manual Aisin BG6 Trans
L = LOWLINE	J = JEEP - 4WD	74 = SPORT UTILITY 4-DR	ED3 = 2.4L 4 Cyl DOHC 16V Dual VVT Engine	DD7 = 5-Speed Manual T355 Transmission
P = PREMIUM	U = JEEP - 4WD (RHD)	TYPE #4	ECD = 2.0L 4 Cyl DOHC Diesel 16V Engine	DAV = Continuously Variable Transaxle II
			ECN = 2.0L 4 Cyl DOHC 16V Dual VVT Engine	DAW = Cont.Var. w/Off-Rd Crawl Ratio Trans

Lamps Front
Figure 8-1105

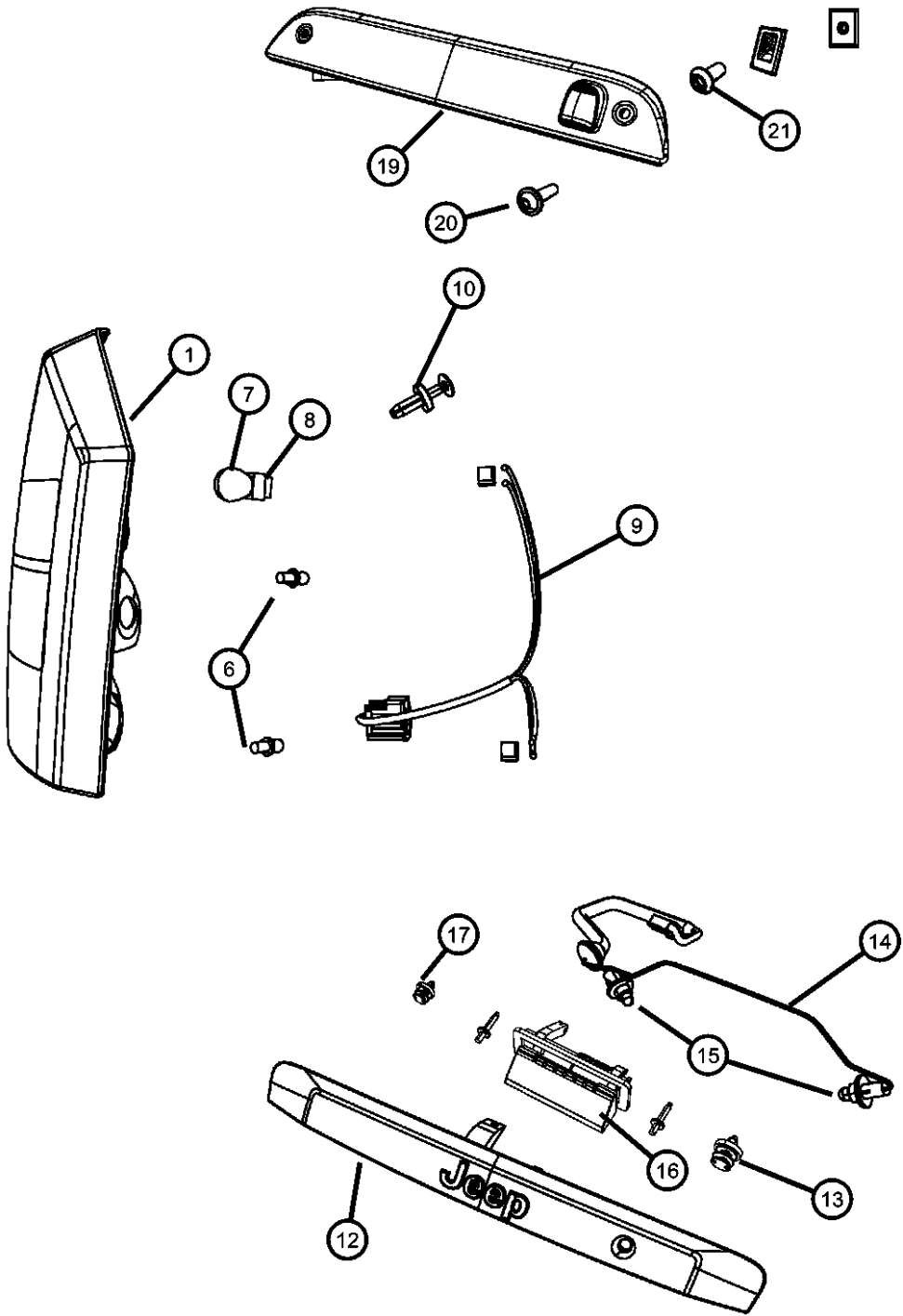
											ITEM	PART NUMBER	QTY	LINE	SERIES	BODY	ENGINE	TRANS	TRIM	DESCRIPTION
											1	06104725AA	6	J, T, U		49, 74				NUT AND WASHER, Hex, M6X1.00
											2									HEADLAMP
												05303842AB	1	J, T		49				[LMA], Right
													1	J, T		74				[LMA], Right
												05303843AB	1	J, T		49				[LMA], Left
													1	J, T		74				[LMA], Left
												05303874AB	1	J, T		49				[LML,LMA], Right
													1	J, T		74				[LML,LMA], Right
												05303875AB	1	J, T		49				[LML,LMA], Left
													1	J, T		74				[LML,LMA], Left
												05303876AB	1	U		49, 74				[LMR,LMA], Right
												05303877AB	1	U		49, 74				[LMR,LMA], Left
											3									BULB, Headlamp
	L00H460W	1	J, T		49															
		1	J, T		74															
		1	U		49, 74															
-4									BULB, W5W											
	L002825W5W	1	J, T		49															
		1	J, T		74															
5									LAMP, Side Repeater											
	04806224AE	2	J, T, U		49															
		2	J, T, U		74															
6									BULB, 12V 5W											
	05126194AA	2	J, T, U		49															
		2	J, T, U		74															
7									LAMP, Park and Turn Signal											
	68004180AB	1	J, T, U		74				Right											
	68000682AA	1	J, T, U		49				Right											
	68000683AA	1	T, U, J		49				Left											
	68004181AB	1	J, T, U		74				Left											
8									SOCKET, Park And Turn Signal											
	68000686AA	1	J, T, U		49															
											<div>COMPASS/PATRIOT (MK)</div> <div><div>SERIES</div><div>LINE</div></div> <div><div>H = HIGHLINE</div><div>L = LOWLINE</div><div>P = PREMIUM</div></div> <div><div>T = JEEP - 2WD</div><div>J = JEEP - 4WD</div><div>U = JEEP - 4WD (RHD)</div></div> <div><div>BODY</div><div>49 = HATCHBACK TYPE #2</div><div>74 = SPORT UTILITY 4-DR TYPE #4</div></div> <div><div>ENGINE</div><div>ECE = 2.0L 4 Cyl DOHC DPF Diesel Engine</div><div>ED3 = 2.4L 4 Cyl DOHC 16V Dual VVT Engine</div><div>ECD = 2.0L 4 Cyl DOHC Diesel 16V Engine</div><div>ECN = 2.0L 4 Cyl DOHC 16V Dual VVT Engine</div></div> <div><div>TRANSMISSION</div><div>DEF = 6-Speed Manual Aisin BG6 Trans</div><div>DD7 = 5-Speed Manual T355 Transmission</div><div>DAV = Continuously Variable Transaxle II</div><div>DAW = Cont.Var. w/Off-Rd Crawl Ratio Trans</div></div>									

Lamps Front
Figure 8-1105

										ITEM	PART NUMBER	QTY	LINE	SERIES	BODY	ENGINE	TRANS	TRIM	DESCRIPTION
										9		1	J, T, U		74				BULB, 3757NAKPY27W/7W
											L003757NAK	1	J, T, U		74				
												1	J, T, U		49				
										10	06506579AA	3	J, T, U		74				SCREW, Tapping, M6X2.69X21.55, Park lamp attaching
										11									LAMP, Front Fog
											04805857AA	2	J, T, U		74				
												2	J, T, U		49				
										12									BULB, 9145
											L0009145	2	J, T, U		49				
												2	J, T		74				
										13	06506579AA	4	J, T		74				SCREW, Tapping, M6X2.69X21.55, Fog lamp attaching
										<div>COMPASS/PATRIOT (MK)</div> <div><div><div>SERIES</div><div>LINE</div></div><div>H = HIGHLINE L = LOWLINE P = PREMIUM</div><div>T = JEEP - 2WD J = JEEP - 4WD U = JEEP - 4WD (RHD)</div></div> <div><div>BODY</div><div>49 = HATCHBACK TYPE #2 74 = SPORT UTILITY 4-DR TYPE #4</div></div> <div><div>ENGINE</div><div>ECE = 2.0L 4 Cyl DOHC DPF Diesel Engine ED3 = 2.4L 4 Cyl DOHC 16V Dual VVT Engine ECD = 2.0L 4 Cyl DOHC Diesel 16V Engine ECN = 2.0L 4 Cyl DOHC 16V Dual VVT Engine</div></div> <div><div>TRANSMISSION</div><div>DEF = 6-Speed Manual Aisin BG6 Trans DD7 = 5-Speed Manual T355 Transmission DAV = Continuously Variable Transaxle II DAW = Cont.Var. w/Off-Rd Crawl Ratio Trans</div></div>									

AR = use ase required - = Non illustrated part

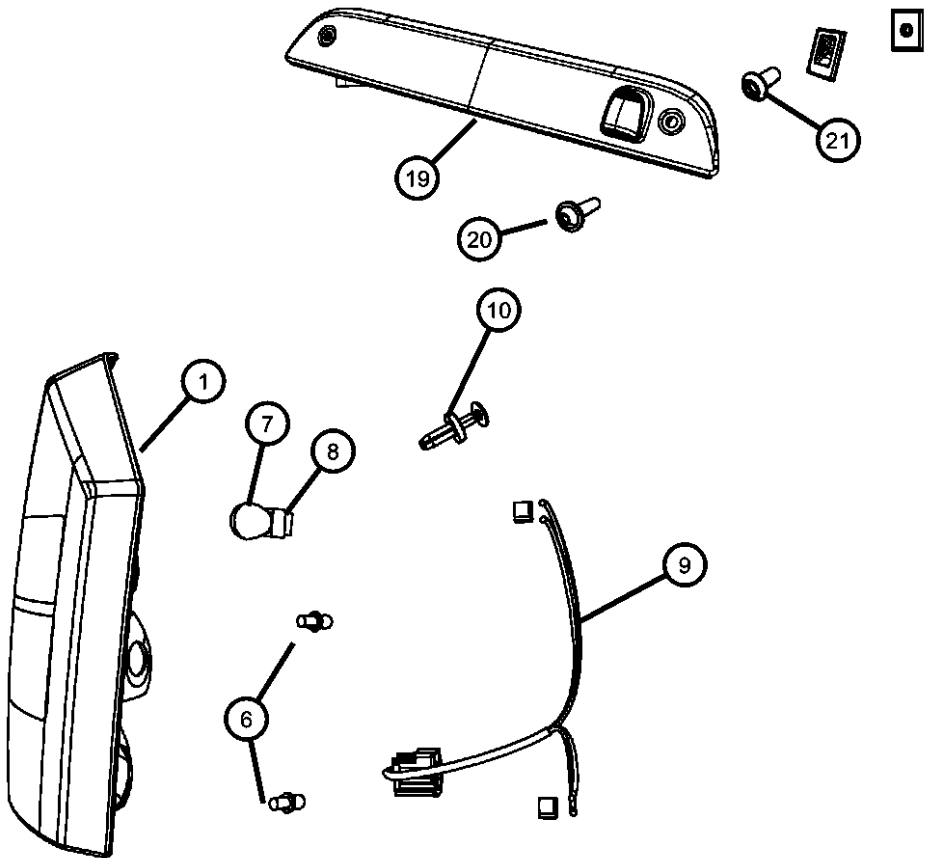
Lamps Rear
Figure 8-1110



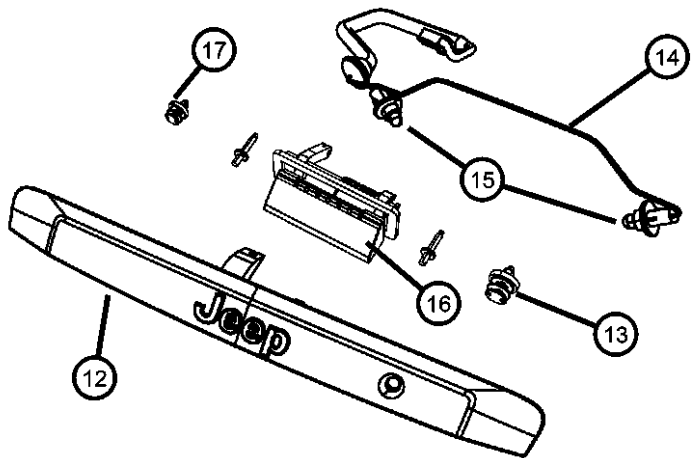
ITEM	PART NUMBER	QTY	LINE	SERIES	BODY	ENGINE	TRANS	TRIM	DESCRIPTION
1									LAMP, Tail Stop Turn Sidemarker
	05116240AC	1	J, T, U		74				[LPC], Right
	05116241AC	1	J, T, U		74				[LPC], Left
	05160364AA	1	J, T, U		74				Right
	05160365AA	1	J, T, U		74				Left
	05303878AB	1	J, T, U		49				Right
	05303879AB	1	J, T, U		49				Left
	05303882AB	1	J, T, U		49				[LPC], Right
	05303883AB	1	J, T, U		49				[LPC], Left
-2									SOCKET, Lamp
	68014979AA	1	J, T, U		74				Turn signal
		1	J, T, U		49				Turn signal
-3									SOCKET, Lamp
	68014981AA	1	J, T, U		74				Backup lamp
		1	J, T, U		49				Backup lamp
-4	05191194AA	1	J, T, U		49				SOCKET, Back-Up Lamp
-5	05191192AA	1	J, T, U		49				SOCKET, Stop and Tail Lamp
6									BULB, 921
	L000921E	1	J, T, U		74				
		1	J, T, U		49				
7									BULB, 3157
	L0003157	1	J, T, U		74				
		1	J, T, U		49				
8									BULB, 3757A
	L003757A	1	J, T, U		74				
		1	J, T, U		49				
9									WIRING, Tail Lamp
	68014985AA	1	J, T, U		74				
		1	J, T, U		49				
10									PIN, Push
	05160260AA	4	J, T, U		49				
		4	J, T, U		74				
-11	05191193AA	1	J, T, U		49				SOCKET, Turn Signal Lamp

COMPASS/PATRIOT (MK)		BODY		ENGINE	TRANSMISSION
SERIES	LINE				
H = HIGHLINE	T = JEEP - 2WD	49 = HATCHBACK TYPE #2		ECE = 2.0L 4 Cyl DOHC DPF Diesel Engine	DEF = 6-Speed Manual Aisin BG6 Trans
L = LOWLINE	J = JEEP - 4WD	74 = SPORT UTILITY 4-DR TYPE #4		ED3 = 2.4L 4 Cyl DOHC 16V Dual VVT Engine	DD7 = 5-Speed Manual T355 Transmission
P = PREMIUM	U = JEEP - 4WD (RHD)			ECD = 2.0L 4 Cyl DOHC Diesel 16V Engine	DAV = Continuously Variable Transaxle II
				ECN = 2.0L 4 Cyl DOHC 16V Dual VVT Engine	DAW = Cont.Var. w/Off-Rd Crawl Ratio Trans

Lamps Rear
Figure 8-1110



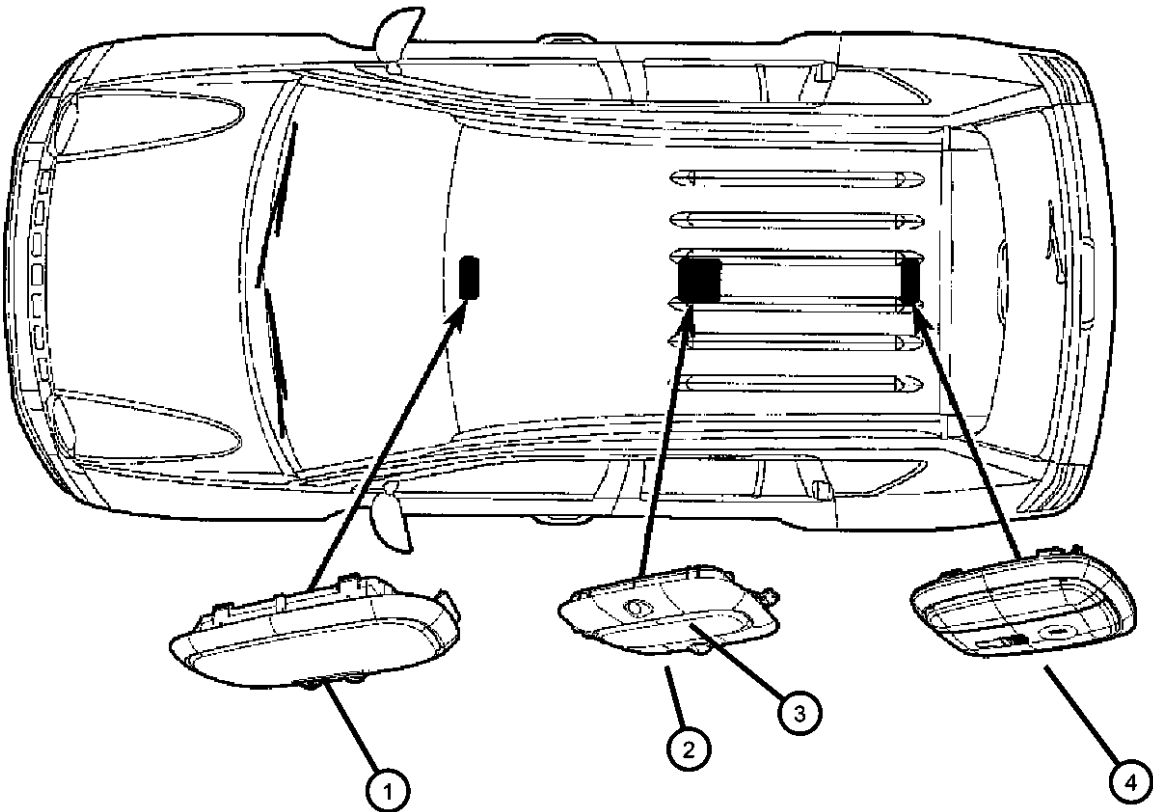
ITEM	PART NUMBER	QTY	LINE	SERIES	BODY	ENGINE	TRANS	TRIM	DESCRIPTION
12	0ZH34RXFAF	1	J, T, U		49				HANDLE, Liftgate
		1	J, T, U		74				
13	68025107AA	2	J, T, U		49, 74				CLIP, Retaining
14	68001368AA	1	J, T, U		49, 74				WIRING, License Lamp
15	L002825W5W	2	J, T, U		49, 74				BULB, W5W
16	68001366AA	1	J, T, U		49, 74				LENS, License Lamp Right
	68001367AA	1	J, T, U		49, 74				Left
17	04806271AA	4	J, T, U		49				GROMMET
-18	05160255AB	4	J, T, U		49				GROMMET, Lamp
		4	J, T, U		74				
19	05116236AD	1	J, T, U		74				LAMP, Liftgate Chmsl
	05303754AE	1	J, T, U		49				
20	06104635AA	2	J, T, U		74				SCREW, Tapping Round Head, M5.0X2.24X20.00, CHMSL attaching
21	06036718AA	2	J, T, U		74				NUT, Snap In, CHMSL attaching



COMPASS/PATRIOT (MK)		BODY		ENGINE	TRANSMISSION
SERIES	LINE				
H = HIGHLINE	T = JEEP - 2WD	49 = HATCHBACK TYPE #2	ECE = 2.0L 4 Cyl DOHC DPF	DEF = 6-Speed Manual Aisin BG6	
L = LOWLINE	J = JEEP - 4WD	74 = SPORT UTILITY 4-DR	Diesel Engine	Trans	
P = PREMIUM	U = JEEP - 4WD (RHD)	TYPE #4	ED3 = 2.4L 4 Cyl DOHC 16V	DD7 = 5-Speed Manual T355	
			Dual VVT Engine	Transmission	
			ECD = 2.0L 4 Cyl DOHC	DAV = Continuously Variable	
			Diesel 16V Engine	Transaxle II	
			ECN = 2.0L 4 Cyl DOHC 16V	DAW = Cont.Var. w/Off-Rd Crawl	
			Dual VVT Engine	Ratio Trans	

AR = use ase required - = Non illustrated part

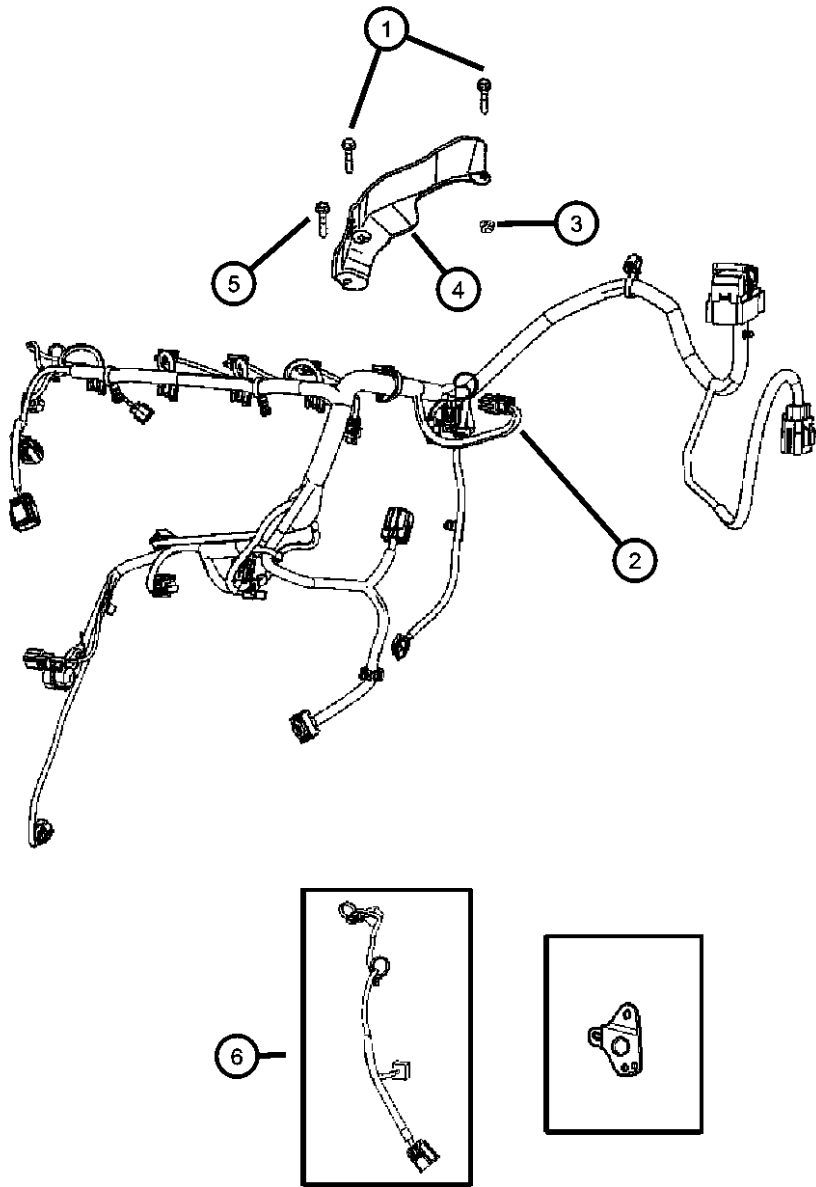
Lamps Interior
Figure 8-1115



ITEM	PART NUMBER	QTY	LINE	SERIES	BODY	ENGINE	TRANS	TRIM	DESCRIPTION
1	1AN73DW1AD	1	J, T, U		74				LAMP, Reading
	1CJ11DW1AA	1	J, T, U		74				[GWG]
2	05183445AA	1	J, T, U		74				LAMP, Dome
		1	J, T, U		49				[LCD]
	5JG55DW1AD	2	J, T, U		74				[LCK]
		1	J, T, U		49				[LCK]
3	05093413AA	2	J, T, U		74				LENS, Dome Lamp
		2	J, T, U		49				[LCK]
	05183449AA	1	J, T, U		74				[LCD]
		1	J, T, U		49				[LCD]
4	05183459AA	1	J, T, U		74				FLASHLIGHT
		1	J, T, U		49				
-5	05183454AA	1	J, T, U		74				BATTERY, Flashlight
		1	J, T, U		49				

COMPASS/PATRIOT (MK)		BODY	ENGINE	TRANSMISSION
SERIES	LINE			
H = HIGHLINE	T = JEEP - 2WD	49 = HATCHBACK TYPE #2	ECE = 2.0L 4 Cyl DOHC DPF Diesel Engine	DEF = 6-Speed Manual Aisin BG6 Trans
L = LOWLINE	J = JEEP - 4WD	74 = SPORT UTILITY 4-DR TYPE #4	ED3 = 2.4L 4 Cyl DOHC 16V Dual VVT Engine	DD7 = 5-Speed Manual T355 Transmission
P = PREMIUM	U = JEEP - 4WD (RHD)		ECD = 2.0L 4 Cyl DOHC Diesel 16V Engine	DAV = Continuously Variable Transaxle II
			ECN = 2.0L 4 Cyl DOHC 16V Dual VVT Engine	DAW = Cont.Var. w/Off-Rd Crawl Ratio Trans

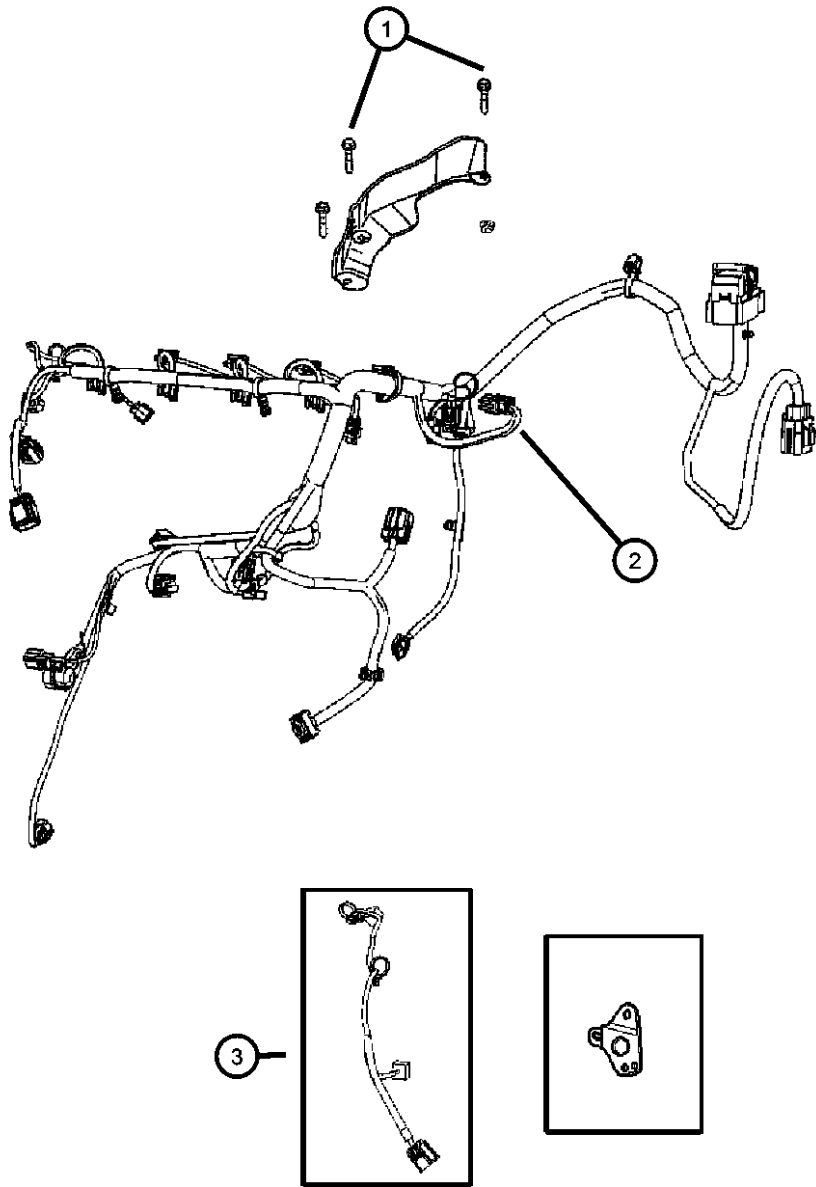
Wiring Engine Gas
Figure 8-1205



ITEM	PART NUMBER	QTY	LINE	SERIES	BODY	ENGINE	TRANS	TRIM	DESCRIPTION
1		1							SCREW, Hex Flange Head, M6x1.0x16.0, (NOT SERVICED)
2									WIRING, Powertrain
	05148312AA	1	J, T, U		49	ECN			
		1	J, T, U		74	ECN			
	05148774AA	1	J, T, U		49	ED3			
		1	J, T, U		74	ED3			
3									NUT AND WASHER, M6x1.00
	06101447	1	J, T, U		49	ECN, ED3			
		1	J, T, U		74	ECN, ED3			
4									SHIELD, Wiring
	04795259AD	1	J, T, U		49	ECN, ED3			
		1	J, T, U		74	ECN, ED3			
5									BOLT AND WASHER, Hex Head, M8x1.25x20
	06104384AA	1	J, T, U		49	ECN, ED3			
		1	J, T, U		74	ECN, ED3			
6									WIRING, Transmission
	04795865AF	1	J, T		49		DAV		
		1	J, T		74		DAV		
		1	J, T		49		DAV, DAW		
		1	J, T		74		DAV, DAW		
-7	05273453AA	1	J, U		49, 74				BRACKET, Wiring

COMPASS/PATRIOT (MK)					
SERIES	LINE	BODY	ENGINE	TRANSMISSION	
H = HIGHLINE	T = JEEP - 2WD	49 = HATCHBACK TYPE #2	ECE = 2.0L 4 Cyl DOHC DPF Diesel Engine	DEF = 6-Speed Manual Aisin BG6 Trans	
L = LOWLINE	J = JEEP - 4WD	74 = SPORT UTILITY 4-DR TYPE #4	ED3 = 2.4L 4 Cyl DOHC 16V Dual VVT Engine	DD7 = 5-Speed Manual T355 Transmission	
P = PREMIUM	U = JEEP - 4WD (RHD)		ECD = 2.0L 4 Cyl DOHC Diesel 16V Engine	DAV = Continuously Variable Transaxle II	
			ECN = 2.0L 4 Cyl DOHC 16V Dual VVT Engine	DAW = Cont.Var. w/Off-Rd Crawl Ratio Trans	

Wiring Engine Diesel
Figure 8-1210

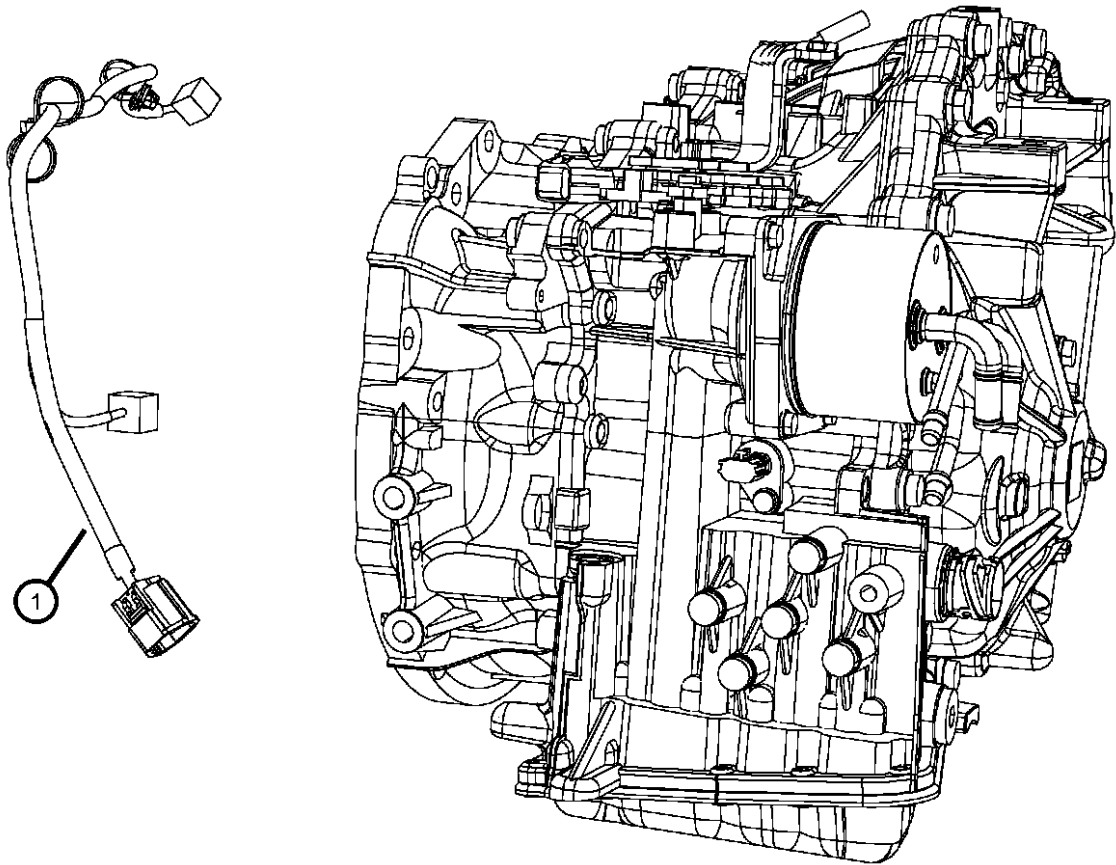


ITEM	PART NUMBER	QTY	LINE	SERIES	BODY	ENGINE	TRANS	TRIM	DESCRIPTION
1	05273453AA	1							SCREW, Hex Flange Head, M6x1.0x16.0, (NOT SERVICED)
2									WIRING, Powertrain
	04795485AE	1	J, T, U		49	ECD			
		1	J, T, U		74	ECD			
	04801631AB	1	J, T, U		49	ECE			
		1	J, T, U		74	ECE			
3									WIRING, Transmission
	04795865AF	1	J, T		49		DAV		
		1	J, T		74		DAV		
		1	J, T		49		DAV, DAW		
		1	J, T		74		DAV, DAW		
-4	05273453AA	1	J, U		49, 74				BRACKET, Wiring

COMPASS/PATRIOT (MK)				
SERIES	LINE	BODY	ENGINE	TRANSMISSION
H = HIGHLINE	T = JEEP - 2WD	49 = HATCHBACK TYPE #2	ECE = 2.0L 4 Cyl DOHC DPF Diesel Engine	DEF = 6-Speed Manual Aisin BG6 Trans
L = LOWLINE	J = JEEP - 4WD	74 = SPORT UTILITY 4-DR TYPE #4	ED3 = 2.4L 4 Cyl DOHC 16V Dual VVT Engine	DD7 = 5-Speed Manual T355 Transmission
P = PREMIUM	U = JEEP - 4WD (RHD)		ECD = 2.0L 4 Cyl DOHC Diesel 16V Engine	DAV = Continuously Variable Transaxle II
			ECN = 2.0L 4 Cyl DOHC 16V Dual VVT Engine	DAW = Cont.Var. w/Off-Rd Crawl Ratio Trans

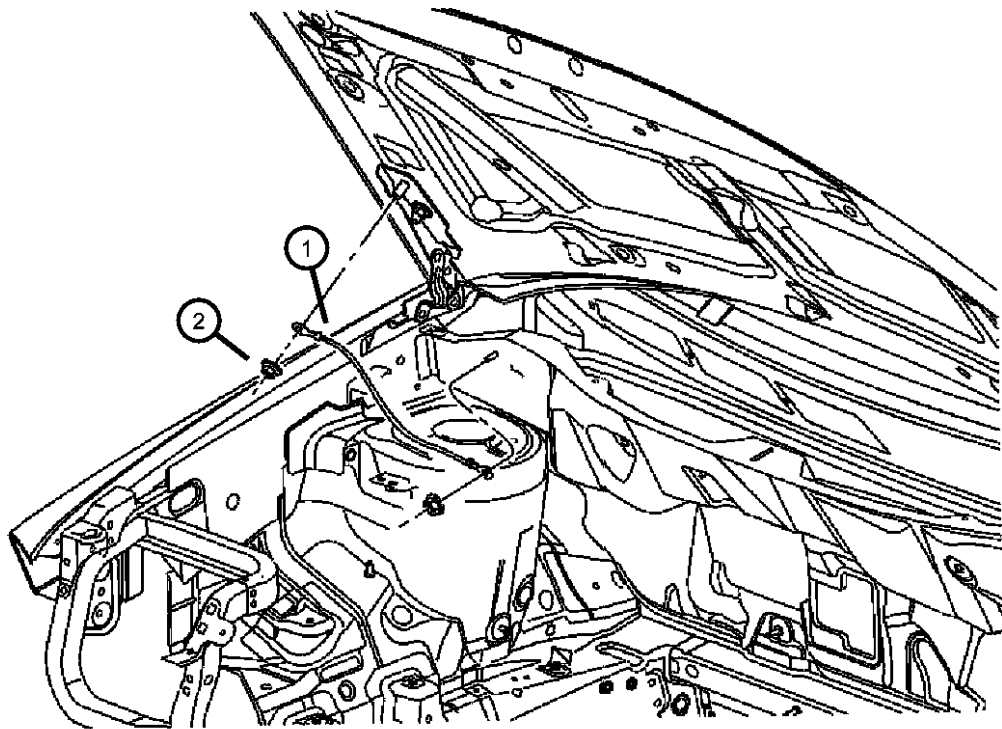
Wiring Transmission and Transfer Cases
Figure 8-1215

ITEM	PART NUMBER	QTY	LINE	SERIES	BODY	ENGINE	TRANS	TRIM	DESCRIPTION
1									WIRING, Transmission
	04795865AF	1	J, T		49		DAV		
		1	J, T		74		DAV		
		1	J, T		49		DAV, DAW		
		1	J, T		74		DAV, DAW		

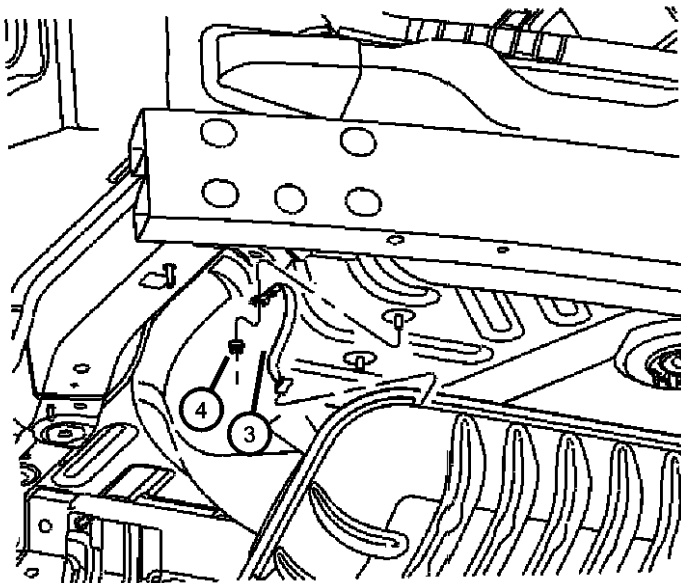


COMPASS/PATRIOT (MK)				
SERIES	LINE	BODY	ENGINE	TRANSMISSION
H = HIGHLINE	T = JEEP - 2WD	49 = HATCHBACK TYPE #2	ECE = 2.0L 4 Cyl DOHC DPF Diesel Engine	DEF = 6-Speed Manual Aisin BG6 Trans
L = LOWLINE	J = JEEP - 4WD	74 = SPORT UTILITY 4-DR TYPE #4	ED3 = 2.4L 4 Cyl DOHC 16V Dual VVT Engine	DD7 = 5-Speed Manual T355 Transmission
P = PREMIUM	U = JEEP - 4WD (RHD)		ECD = 2.0L 4 Cyl DOHC Diesel 16V Engine	DAV = Continuously Variable Transaxle II
			ECN = 2.0L 4 Cyl DOHC 16V Dual VVT Engine	DAW = Cont.Var. w/Off-Rd Crawl Ratio Trans

Ground Straps
Figure 8-1220



ITEM	PART NUMBER	QTY	LINE	SERIES	BODY	ENGINE	TRANS	TRIM	DESCRIPTION
1	04671169AC	1	J, T, U		49				STRAP, Ground
	05064557AA	1	J, T, U		74				Hood hinge to body
2	06101809	1	J, T, U		49				NUT AND WASHER, Hex, M8x1.25
		1	J, T, U		74				
3	04672308AA	1	J, T, U		49				STRAP, Ground
		1	J, T, U		74				Exhaust
4	06101809	1	J, T, U		49				NUT AND WASHER, Hex, M8x1.25
		1	J, T, U		74				
-5	04672303AB	1	J, T, U		74	ECD, ED3			STRAP, Ground, Cylinder head to heat shield



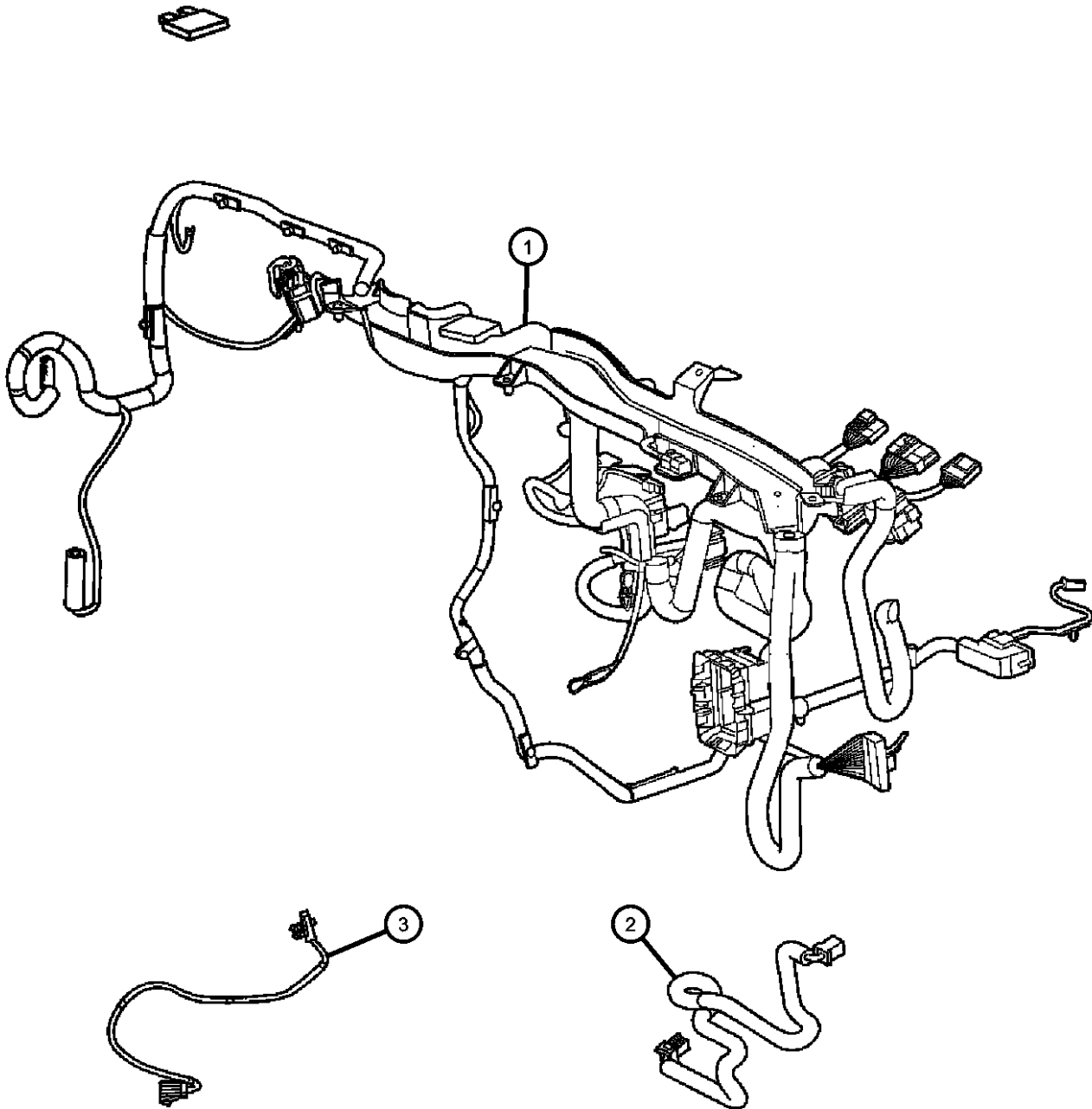
COMPASS/PATRIOT (MK)		BODY		ENGINE	TRANSMISSION
SERIES	LINE				
H = HIGHLINE	T = JEEP - 2WD	49 = HATCHBACK TYPE #2	ECE = 2.0L 4 Cyl DOHC DPF	DEF = 6-Speed Manual Aisin BG6	
L = LOWLINE	J = JEEP - 4WD	74 = SPORT UTILITY 4-DR	Diesel Engine	Trans	
P = PREMIUM	U = JEEP - 4WD (RHD)	TYPE #4	ED3 = 2.4L 4 Cyl DOHC 16V	DD7 = 5-Speed Manual T355	
			Dual VVT Engine	Transmission	
			ECD = 2.0L 4 Cyl DOHC	DAV = Continuously Variable	
			Diesel 16V Engine	Transaxle II	
			ECN = 2.0L 4 Cyl DOHC 16V	DAW = Cont.Var. w/Off-Rd Crawl	
			Dual VVT Engine	Ratio Trans	

Wiring Headlamp to Dash
Figure 8-1305

ITEM	PART NUMBER	QTY	LINE	SERIES	BODY	ENGINE	TRANS	TRIM	DESCRIPTION
1									WIRING, Engine Compartment
	05084343AC	1	J, T		49	ECE	DEF		[CG1]
		1	J, T		74	ECE	DEF		[CG1]
	05084344AC	1	J, T		49	ECE	DEF		[CG1,LNJ]
		1	J, T		74	ECE	DEF		[CG1,LNJ]
	05084345AC	1	U		49, 74	ECE	DEF		[CG1]
	05084346AC	1	U		49, 74	ECE	DEF		[CG1,LNJ]
	05084431AB	1	J, T		49		DAV, DD7		[CG1,LMF,JKL,LSC]
		1	J, T		74		DAV, DD7		[CG1,LMF,JKL,LSC]
	05084433AB	1	J, T		49	ECD	DEF		[CG1]
		1	J, T		74	ECD	DEF		[CG1]
	05084434AB	1	J, T		49	ECD	DEF		[CG1,LNJ]
		1	J, T		74	ECD	DEF		[CG1,LNJ]
	05084435AB	1	U		49, 74		DAV, DEF		[CG1,LMF,JKL,LSC]
	05084454AB	1	J, T		49		DAV, DD7		[CG1,NHM]
		1	J, T		74		DAV, DD7		[CG1,NHM]
	05084455AB	1	J, T		49		DAV, DD7		[CG1,LNJ]
		1	J, T		74		DAV, DD7		[CG1,LNJ]
	05084460AB	1	U		49, 74	ECD	DEF		[CG1]
	05084463AB	1	J, T		49		DAV, DD7		[CG1,ABB,LNJ]
		1	J, T		74		DAV, DD7		[CG1,ABB,LNJ]
	05084464AB	1	J, T		49		DAV, DD7		[CG1,LNJ,LMF]
		1	J, T		74		DAV, DD7		[CG1,LNJ,LMF]
	05084465AB	1	U		49, 74	ECD	DEF		[CG1,LNJ]
	05084466AB	1	U		49, 74		DAV, DD7		[CG1,LNJ,LMF,JKL]
	05084467AB	1	J, T		49		DAV, DD7		[CG1]
		1	J, T		74		DAV, DD7		[CG1]
	05084468AB	1	J, T		49		DAW		[CG1]
		1	J, T		74		DAW		[CG1]
	05084469AB	1	J, T		49		DAW		[CG1,LNJ]
		1	J, T		74		DAW		[CG1,LNJ]

COMPASS/PATRIOT (MK)		BODY	ENGINE	TRANSMISSION
SERIES	LINE			
H = HIGHLINE	T = JEEP - 2WD	49 = HATCHBACK TYPE #2	ECE = 2.0L 4 Cyl DOHC DPF Diesel Engine	DEF = 6-Speed Manual Aisin BG6 Trans
L = LOWLINE	J = JEEP - 4WD	74 = SPORT UTILITY 4-DR TYPE #4	ED3 = 2.4L 4 Cyl DOHC 16V Dual VVT Engine	DD7 = 5-Speed Manual T355 Transmission
P = PREMIUM	U = JEEP - 4WD (RHD)		ECD = 2.0L 4 Cyl DOHC Diesel 16V Engine	DAV = Continuously Variable Transaxle II
			ECN = 2.0L 4 Cyl DOHC 16V Dual VVT Engine	DAW = Cont.Var. w/Off-Rd Crawl Ratio Trans

Wiring Instrument Panel
Figure 8-1405

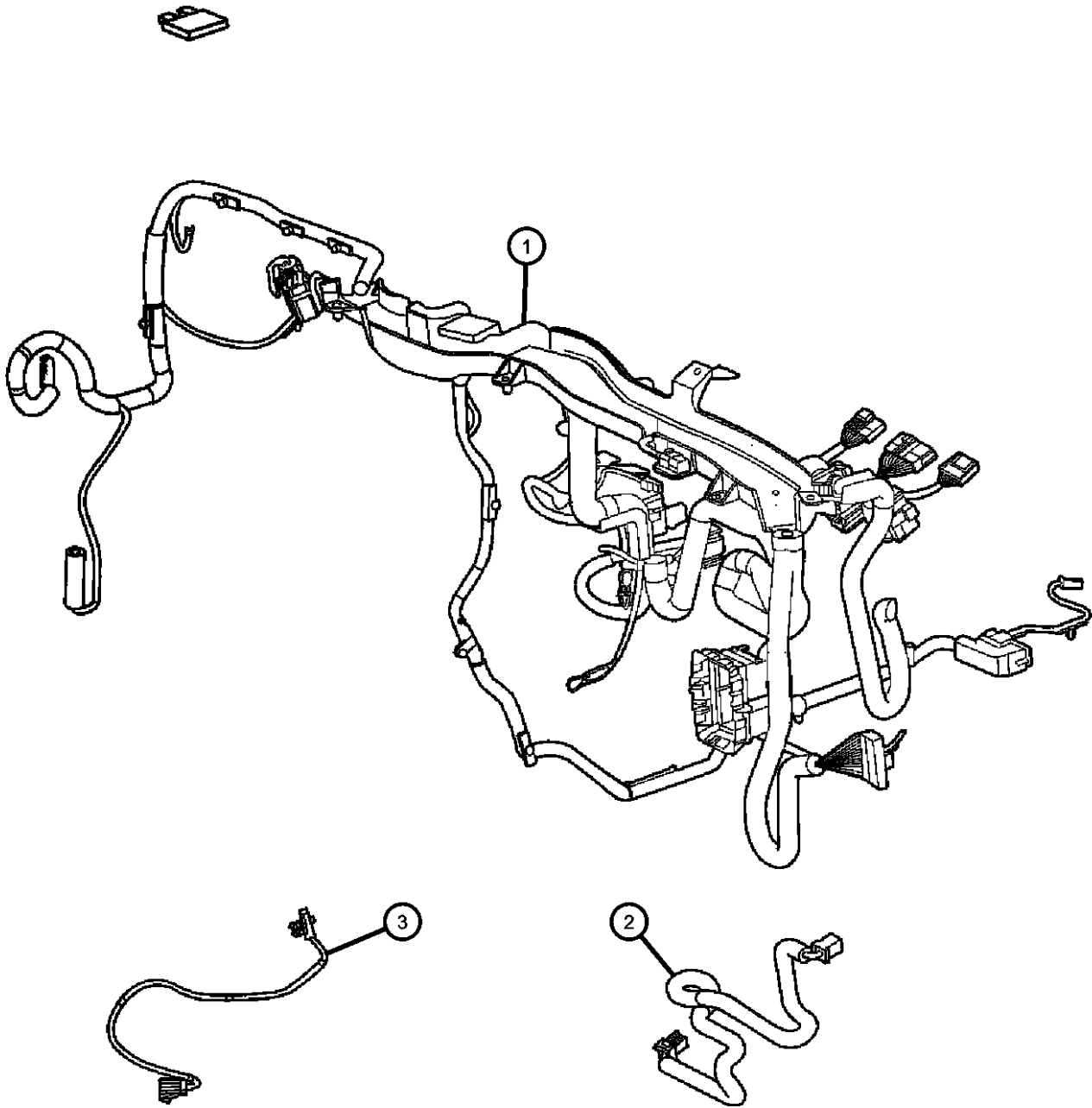


ITEM	PART NUMBER	QTY	LINE	SERIES	BODY	ENGINE	TRANS	TRIM	DESCRIPTION
1									WIRING, Instrument Panel
	04795904AE	1	J, T		49				[CG1,JPH,JKV]
		1	J, T		74				[CG1,JPH,JKV]
	04795905AE	1	J, T		49				[CG1,GWG]
		1	J, T		74				[CG1,GWG]
	04795906AE	1	J, T		49		DAV		[CG1,ABB]
		1	J, T		74		DAV		[CG1,ABB]
	04795907AE	1	J, T		49		DD7, DEF		[CG1,ABB]
		1	J, T		74		DD7, DEF		[CG1,ABB]
	05084090AC	1	J, T		49				[RDD]
		1	J, T		74				[RDD]
	05084092AB	1	J, T		49				[RDB]
		1	J, T		74				[RDB]
	05084100AE	1	J, T		49				[CG1,XGM]
		1	J, T		74				[CG1,XGM]
	05084176AD	1	J, T		49				[CG1]
		1	J, T		74				[CG1]
	05084177AD	1	J, T		49				[CG1,GWG,XGM]
		1	J, T		74				[CG1,GWG,XGM]
	05084178AD	1	J, T		49				[CG1,GWG,DHD]
		1	J, T		74				[CG1,GWG,DHD]
	05084179AD	1	J, T		49				[CG1,RSP,XGM]
		1	J, T		74				[CG1,RSP,XGM]
	05084180AD	1	J, T		49				[CG1,GWG,DHD,XGM]
		1	J, T		74				[CG1,GWG,DHD,XGM]
	05084181AD	1	J, T		49				[CG1,RSP,XGM,GWG]
		1	J, T		74				[CG1,RSP,XGM,GWG]
	05084182AD	1	J, T		49				[CG1,RSP,XGM,DHD]
		1	J, T		74				[CG1,RSP,XGM,DHD]
	05084681AC	1	J, T		49				[CG1,DHD,XGM]
		1	J, T		74				[CG1,DHD,XGM]
	05084682AC	1	J, T		49				[CG1,DHD]
		1	J, T		74				[CG1,DHD]

COMPASS/PATRIOT (MK)		BODY	ENGINE	TRANSMISSION
SERIES	LINE			
H = HIGHLINE	T = JEEP - 2WD	49 = HATCHBACK TYPE #2	ECE = 2.0L 4 Cyl DOHC DPF Diesel Engine	DEF = 6-Speed Manual Aisin BG6 Trans
L = LOWLINE	J = JEEP - 4WD	74 = SPORT UTILITY 4-DR TYPE #4	ED3 = 2.4L 4 Cyl DOHC 16V Dual VVT Engine	DD7 = 5-Speed Manual T355 Transmission
P = PREMIUM	U = JEEP - 4WD (RHD)		ECD = 2.0L 4 Cyl DOHC Diesel 16V Engine	DAV = Continuously Variable Transaxle II
			ECN = 2.0L 4 Cyl DOHC 16V Dual VVT Engine	DAW = Cont.Var. w/Off-Rd Crawl Ratio Trans

AR = use ase required - = Non illustrated part

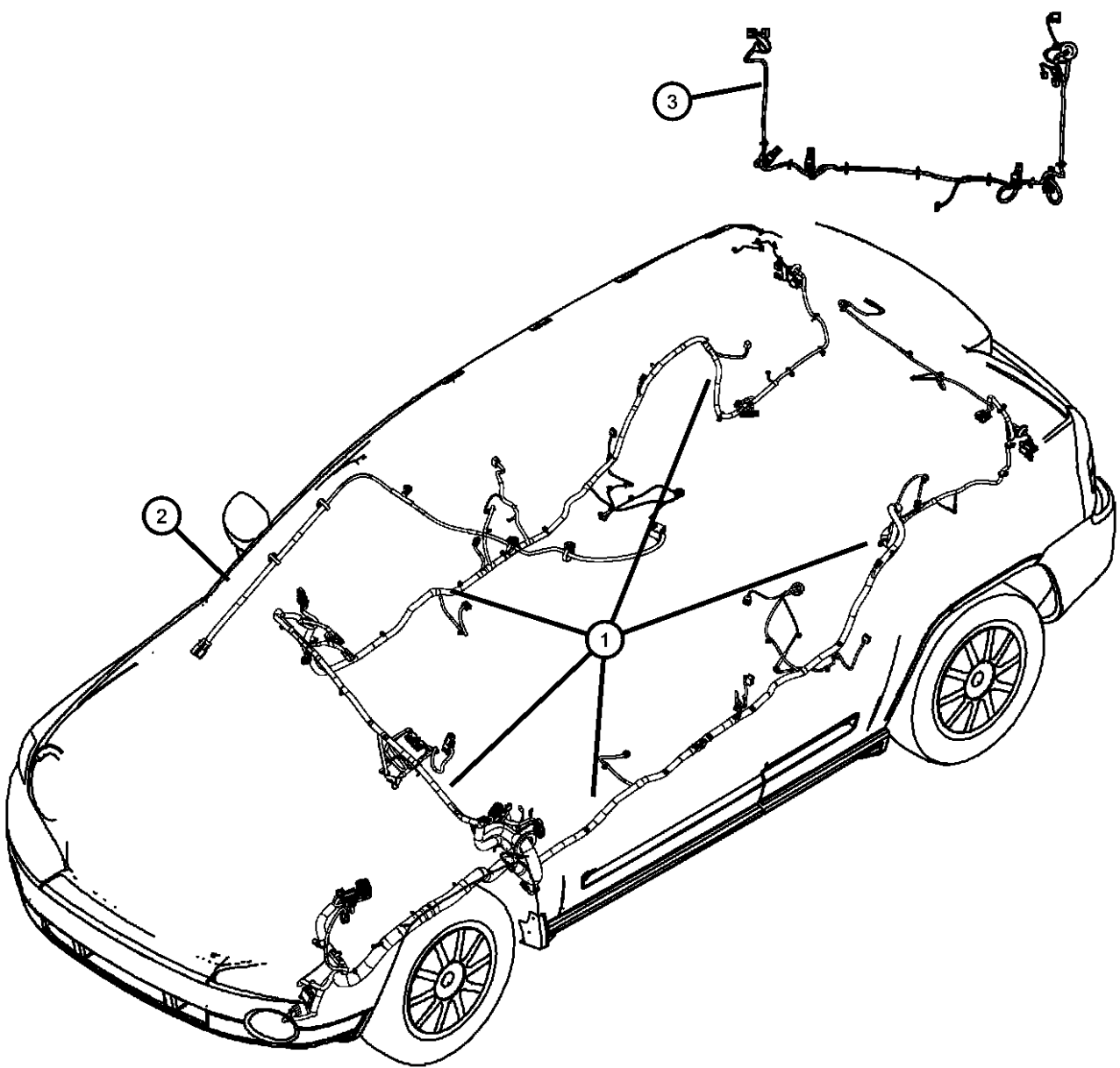
Wiring Instrument Panel
Figure 8-1405



ITEM	PART NUMBER	QTY	LINE	SERIES	BODY	ENGINE	TRANS	TRIM	DESCRIPTION
2	05084600AE	1	J, U		49				WIRING, Jumper
		1	J, U		74				[NAA,NAE] Differential Vent Jumper Assembly
	05084601AE	1	J, U		49				[NAA,NAE] Differential Vent Jumper Assembly
		1	J, U		74				[NA1] Differential Vent Jumper Assembly
3	68000462AB	1	J, T, U		49				WIRING, Steering Wheel
		1	J, T, U		74				
-4	05064236AA	1	J, T, U		49				WIRING, Jumper
		1	J, T, U		74				Message center

COMPASS/PATRIOT (MK)		BODY	ENGINE	TRANSMISSION
SERIES	LINE			
H = HIGHLINE	T = JEEP - 2WD	49 = HATCHBACK TYPE #2	ECE = 2.0L 4 Cyl DOHC DPF Diesel Engine	DEF = 6-Speed Manual Aisin BG6 Trans
L = LOWLINE	J = JEEP - 4WD	74 = SPORT UTILITY 4-DR TYPE #4	ED3 = 2.4L 4 Cyl DOHC 16V Dual VVT Engine	DD7 = 5-Speed Manual T355 Transmission
P = PREMIUM	U = JEEP - 4WD (RHD)		ECD = 2.0L 4 Cyl DOHC Diesel 16V Engine	DAV = Continuously Variable Transaxle II
			ECN = 2.0L 4 Cyl DOHC 16V Dual VVT Engine	DAW = Cont.Var. w/Off-Rd Crawl Ratio Trans

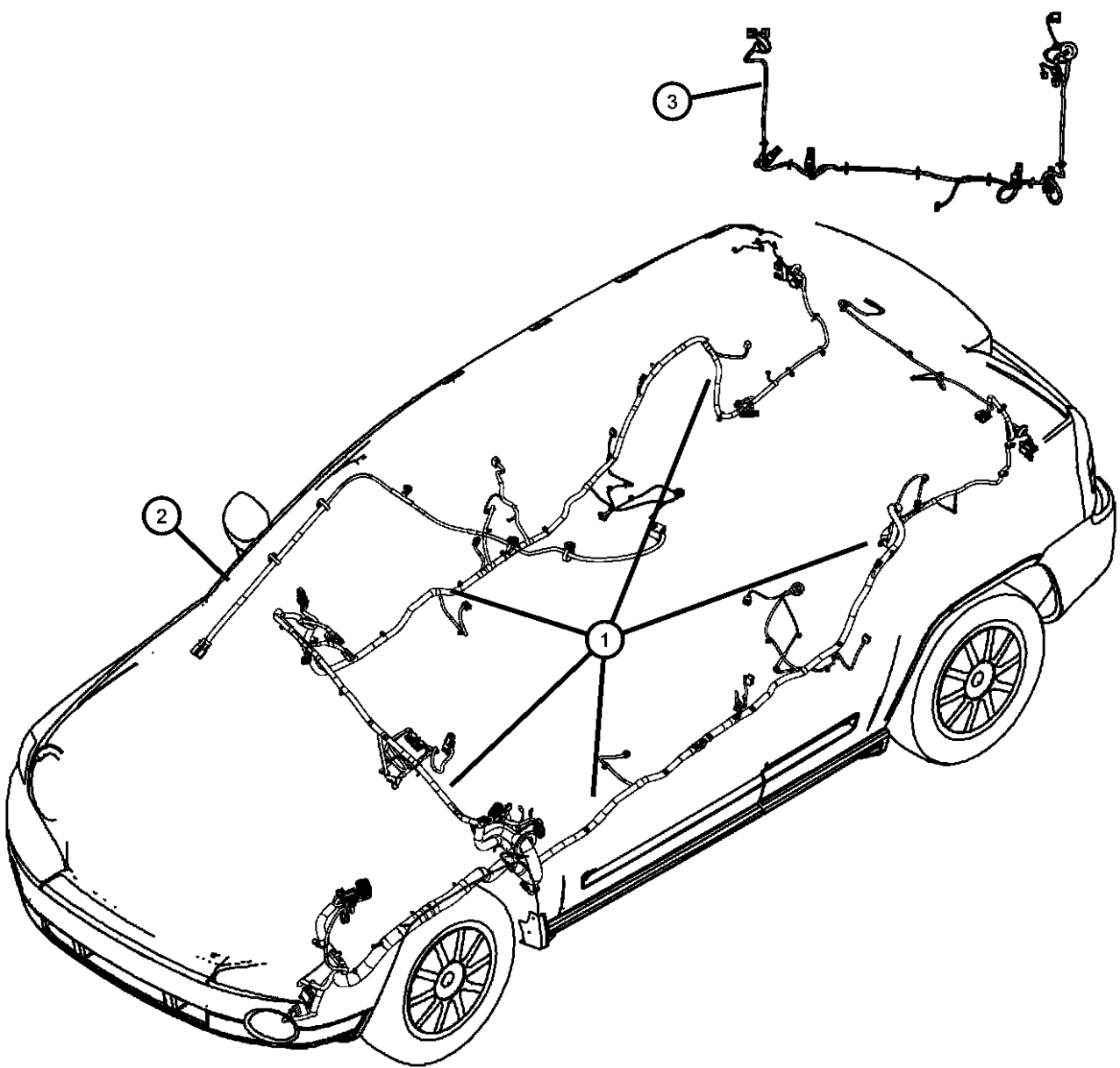
Wiring Body
Figure 8-1505



ITEM	PART NUMBER	QTY	LINE	SERIES	BODY	ENGINE	TRANS	TRIM	DESCRIPTION
1									WIRING, Unified Body
	05084125AC	1	J		49		DD7		[CG1,XGM,CJ4,CJ1]
	05084130AC	1	J		49		DD7		[CG1,XGM,CJ4,RFS,CJ1]
	05084135AC	1	J		49		DD7		[CG1,CJ4,CJ1]
	05084139AC	1	J		49		DD7		[CG1,CJ4,RFS,CJ1]
	05084300AC	1	T		49		DAV		[CJ1]
	05084301AC	1	T		49		DAV		[CJ1,CJ4]
	05084302AC	1	T		49		DAV		[CJ1,XGM]
	05084304AC	1	T		49		DAV		[CG1,CJ4,RFS]
	05084306AC	1	T		49		DAV		[CG1,XGM,CJ4]
	05084348AC	1	T		49		DAV		[CG1,XGM,CJ4,RFS]
	05084352AC	1	T		49		DAV		[CJ1,RFS]
	05084353AC	1	T		49		DD7		[CG1,CJ4]
	05084354AC	1	T		49		DAV		[CJ1,XGM,RFS]
	05084356AC	1	T		49		DD7		[CG1,CJ4,RFS]
	05084358AC	1	T		49		DD7		[CG1,XGM,CJ4]
	05084361AC	1	T		49		DD7		[CG1,XGM,CJ4,RFS]
	05084365AC	1	T		49		DD7		[CJ1]
	05084367AC	1	J		49		DAV, DAW		[CG1,CJ4,CMA,RSA,GWG]
	05084368AC	1	T		49		DD7		[CJ1,XGM]
	05084369AC	1	J		49		DAV, DAW		[CG1,CJ4,RFS]
	05084371AC	1	J		49		DAV, DAW		[CG1,XGM,CJ4]
	05084374AC	1	J		49		DAV, DAW		[CG1,XGM,CJ4.RFS]
	05084394AC	1	T		49		DD7		[CJ1,RFS]
	05084395AC	1	J		49		DD7		[CG1,XGM,CJ4]
	05084396AC	1	T		49		DD7		Cj1,RFS,XGM]
	05084397AC	1	J		49		DD7		[CG1,XGM,CJ4,RFS]
	05084398AC	1	J		49		DAV, DAW		[CJ1]
	05084399AC	1	J		49		DD7		[CG1,CJ4]
	05084400AC	1	J		49		DD7		[CG1,CJ4,RFS]
	05084401AC	1	J		49		DAV, DAW		[CJ1,RFS]
	05084402AC	1	J		49		DAV, DAW		[CG1,CJ4]
	05084404AB	1	J		49, 74		DAV, DAW		[ABB]

COMPASS/PATRIOT (MK)		BODY	ENGINE	TRANSMISSION
SERIES	LINE			
H = HIGHLINE	T = JEEP - 2WD	49 = HATCHBACK TYPE #2	ECE = 2.0L 4 Cyl DOHC DPF Diesel Engine	DEF = 6-Speed Manual Aisin BG6 Trans
L = LOWLINE	J = JEEP - 4WD	74 = SPORT UTILITY 4-DR TYPE #4	ED3 = 2.4L 4 Cyl DOHC 16V Dual VVT Engine	DD7 = 5-Speed Manual T355 Transmission
P = PREMIUM	U = JEEP - 4WD (RHD)		ECD = 2.0L 4 Cyl DOHC Diesel 16V Engine	DAV = Continuously Variable Transaxle II
			ECN = 2.0L 4 Cyl DOHC 16V Dual VVT Engine	DAW = Cont.Var. w/Off-Rd Crawl Ratio Trans

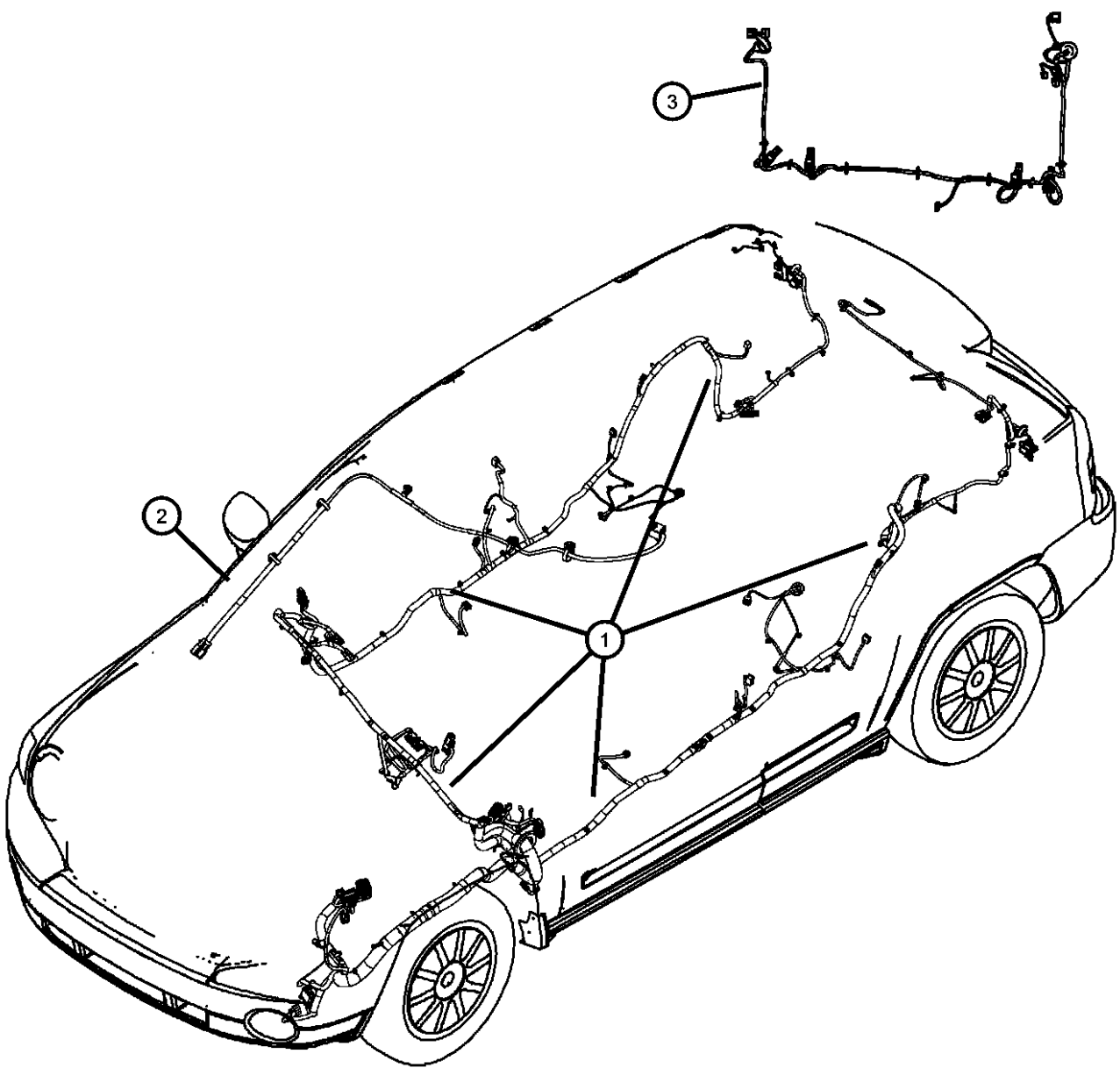
Wiring Body
Figure 8-1505



ITEM	PART NUMBER	QTY	LINE	SERIES	BODY	ENGINE	TRANS	TRIM	DESCRIPTION
	05084405AB	1	J		49, 74		DAV, DAW		[ABB,XGM]
	05084406AB	1	J		49, 74		DAV, DAW		[ABB,RFS]
	05084407AB	1	J		49, 74		DAV, DAW		[ABB,XGM,RFS]
	05084408AB	1	J		49, 74		DD7		[ABB]
	05084409AB	1	J		49, 74		DD7		[ABB,XGM]
	05084410AB	1	J		49, 74		DD7		[ABB,RFS]
	05084411AB	1	J		49, 74		DD7		[ABB,XGM,RFS]
	05084412AB	1	J		49, 74		DEF		[ABB]
	05084414AB	1	J		49, 74		DEF		[ABB,XGM]
	05084415AB	1	J		49, 74		DEF		[ABB,RFS]
	05084416AB	1	J		49, 74		DEF		[ABB,XGM,RFS]
	05084429AC	1	J		49		DAV, DAW		[CJ1,XGM]
	05084430AC	1	J		49		DAV, DAW		[CJ1,RFS,XGM]
	68019186AA	1	J		49, 74		DAV, DAW		[CG1,ABB,XGM,CJ1]
	68019187AA	1	J		49, 74		DAV, DAW		[CG1,ABB,RFS,CJ1]
	68019188AA	1	J		49, 74		DAV, DAW		[CG1,ABB,XGM,RFS,CJ1]
	68019189AA	1	J		49, 74		DD7		[CG1,ABB,CJ1]
	68019190AA	1	J		49, 74		DD7		[CG1,ABB,XGM,CJ1]
	68019191AA	1	J		49, 74		DD7		[CG1,ABB,RFS,CJ1]
	68019192AA	1	J		49, 74		DD7		[CG1,ABB,XGM,RFS,CJ1]
	68019193AA	1	J		49, 74		DEF		[CG1,ABB,CJ1]
	68019194AA	1	J		49, 74		DEF		[CG1,ABB,XGM,CJ1]
	68019195AA	1	J		49, 74		DEF		[CG1,ABB,RFS,CJ1]
	68019196AA	1	J		49, 74		DEF		[CG1,ABB,XGM,RFS,CJ1]
	68019197AA	1	U		49, 74		DAV, DAW		[CG1,CJ1]
	68019198AA	1	U		49, 74		DAV, DAW		[CG1,XGM,CJ1]
	68019199AA	1	U		49, 74		DAV, DAW		[CG1,RFS,CJ1]
	68019216AA	1	U		49, 74		DAV, DAW		[CG1,XGM,RFS,CJ1]
	68019217AA	1	U		49, 74		DD7		[CG1,CJ1]
	68019218AA	1	U		49, 74		DD7		[CG1,XGM,CJ1]
	68019219AA	1	U		49, 74		DD7		[CG1,RFS,CJ1]
	68019220AA	1	U		49, 74		DD7		[CG1,XGM,RFS,CJ1]

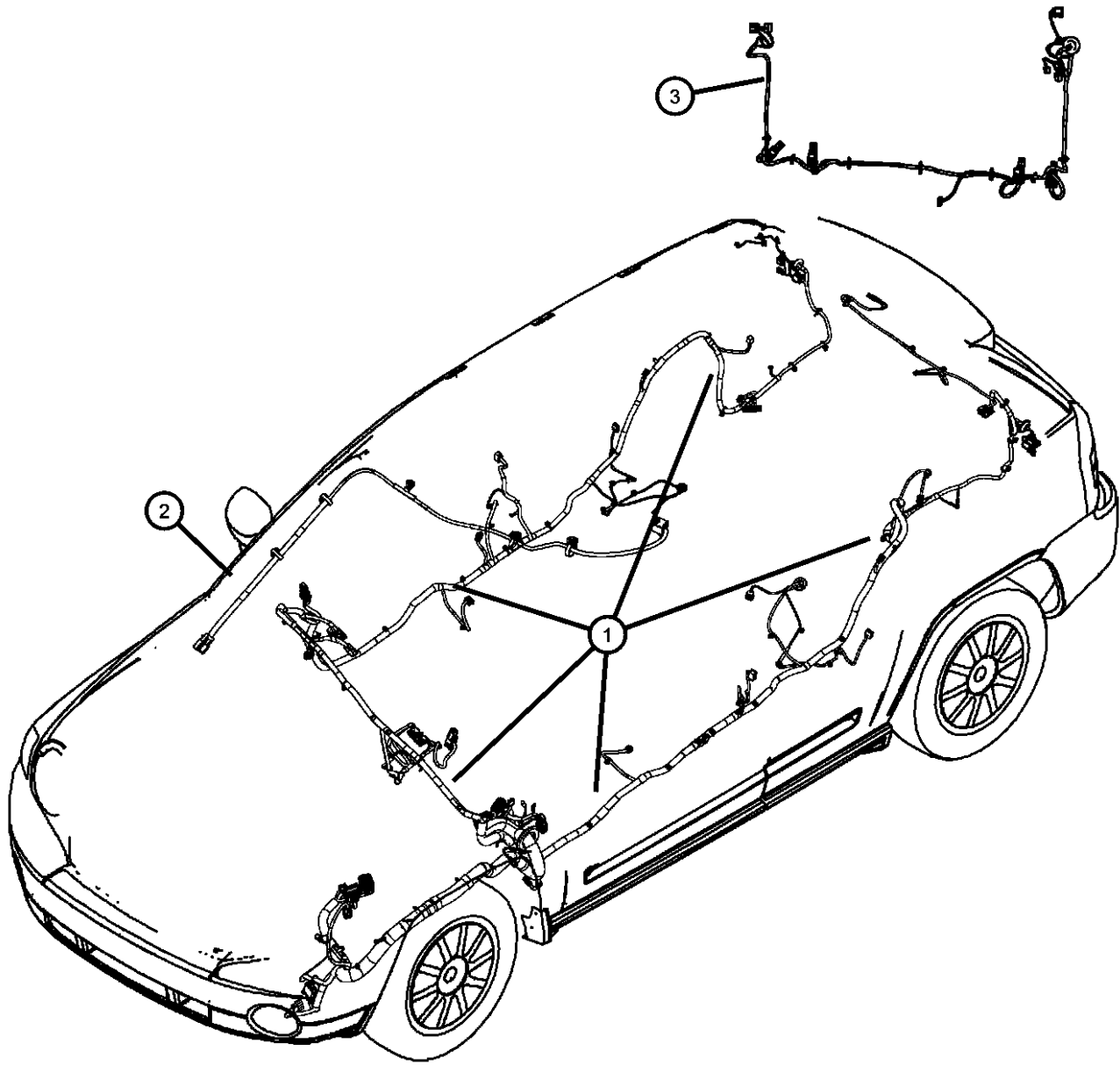
COMPASS/PATRIOT (MK)		BODY	ENGINE	TRANSMISSION
SERIES	LINE			
H = HIGHLINE	T = JEEP - 2WD	49 = HATCHBACK TYPE #2 74 = SPORT UTILITY 4-DR TYPE #4	ECE = 2.0L 4 Cyl DOHC DPF Diesel Engine	DEF = 6-Speed Manual Aisin BG6 Trans
L = LOWLINE	J = JEEP - 4WD		ED3 = 2.4L 4 Cyl DOHC 16V Dual VVT Engine	DD7 = 5-Speed Manual T355 Transmission
P = PREMIUM	U = JEEP - 4WD (RHD)		ECD = 2.0L 4 Cyl DOHC Diesel 16V Engine	DAV = Continuously Variable Transaxle II
			ECN = 2.0L 4 Cyl DOHC 16V Dual VVT Engine	DAW = Cont.Var. w/Off-Rd Crawl Ratio Trans

Wiring Body
Figure 8-1505

	ITEM	PART NUMBER	QTY	LINE	SERIES	BODY	ENGINE	TRANS	TRIM	DESCRIPTION
		68019221AA	1	U		49, 74		DEF		[CG1,CJ1]
		68019222AA	1	U		49, 74		DEF		[CG1,XGM,CJ1]
		68019223AA	1	U		49, 74		DEF		[CG1,RFS,CJ1]
		68019224AA	1	U		49, 74		DEF		[CG1,XGM,RFS,CJ1]
		68032575AA	1	T		49		DAV		[CG1]
		68032576AA	1	T		49		DAV		[CG1,XGM,RFS]
		68032577AA	1	T		49		DD7		[CG1]
		68032578AA	1	T		49		DD7		[CG1,XGM,RFS]
		68032579AA	1	J		49		DAV, DAW		[CG1]
		68032580AA	1	J		49		DAV, DAW		[CG1,XGM,RFS]
		68033554AA	1	U		49, 74		DAV, DAW		[XGM,RFS]
		68033555AA	1	U		49, 74		DD7		Base
		68033556AA	1	U		49, 74		DD7		[XGM]
		68033557AA	1	U		49, 74		DD7		[RFS]
		68033558AA	1	U		49, 74		DD7		[XGM,RFS]
		68033559AA	1	U		49, 74		DEF		Base
		68033560AA	1	U		49, 74		DEF		[XGM]
		68033561AA	1	U		49, 74		DEF		[RFS]
		68033562AA	1	U		49, 74		DEF		[XGM,RFS]
		68035503AA	1	T		74		DAV		[CG1,CJ4]
		68035504AA	1	T		74		DAV		[CG1,XGM,CJ4]
		68035505AA	1	T		74		DAV		[CG1,CJ4,RFS]
		68035506AA	1	T		74		DAV		[CG1,XGM,CJ4,RFS]
		68035507AA	1	T		74		DAV		[CJ1]
		68035508AA	1	T		74		DAV		[CJ1,XGM]
		68035509AA	1	T		74		DAV		[CJ1,RFS]
		68035510AA	1	T		74		DAV		[CJ1,XGM,RFS]
		68035511AA	1	T		74		DD7		[CJ4,JE8]
		68035512AA	1	T		74		DD7		[CG1,CJ4]
			1	T		74		DD7		[CJ4,JPH,JKV,CMA,RSA,NHM,GW
		68035513AA	1	T		74		DD7		[CG1,XGM,CJ4]
		68035514AA	1	T		74		DD7		[CG1,CJ4,RFS]

COMPASS/PATRIOT (MK)				
SERIES	LINE	BODY	ENGINE	TRANSMISSION
H = HIGHLINE	T = JEEP - 2WD	49 = HATCHBACK TYPE #2	ECE = 2.0L 4 Cyl DOHC DPF Diesel Engine	DEF = 6-Speed Manual Aisin BG6 Trans
L = LOWLINE	J = JEEP - 4WD	74 = SPORT UTILITY 4-DR TYPE #4	ED3 = 2.4L 4 Cyl DOHC 16V Dual VVT Engine	DD7 = 5-Speed Manual T355 Transmission
P = PREMIUM	U = JEEP - 4WD (RHD)		ECD = 2.0L 4 Cyl DOHC Diesel 16V Engine	DAV = Continuously Variable Transaxle II
			ECN = 2.0L 4 Cyl DOHC 16V Dual VVT Engine	DAW = Cont.Var. w/Off-Rd Crawl Ratio Trans

Wiring Body
Figure 8-1505

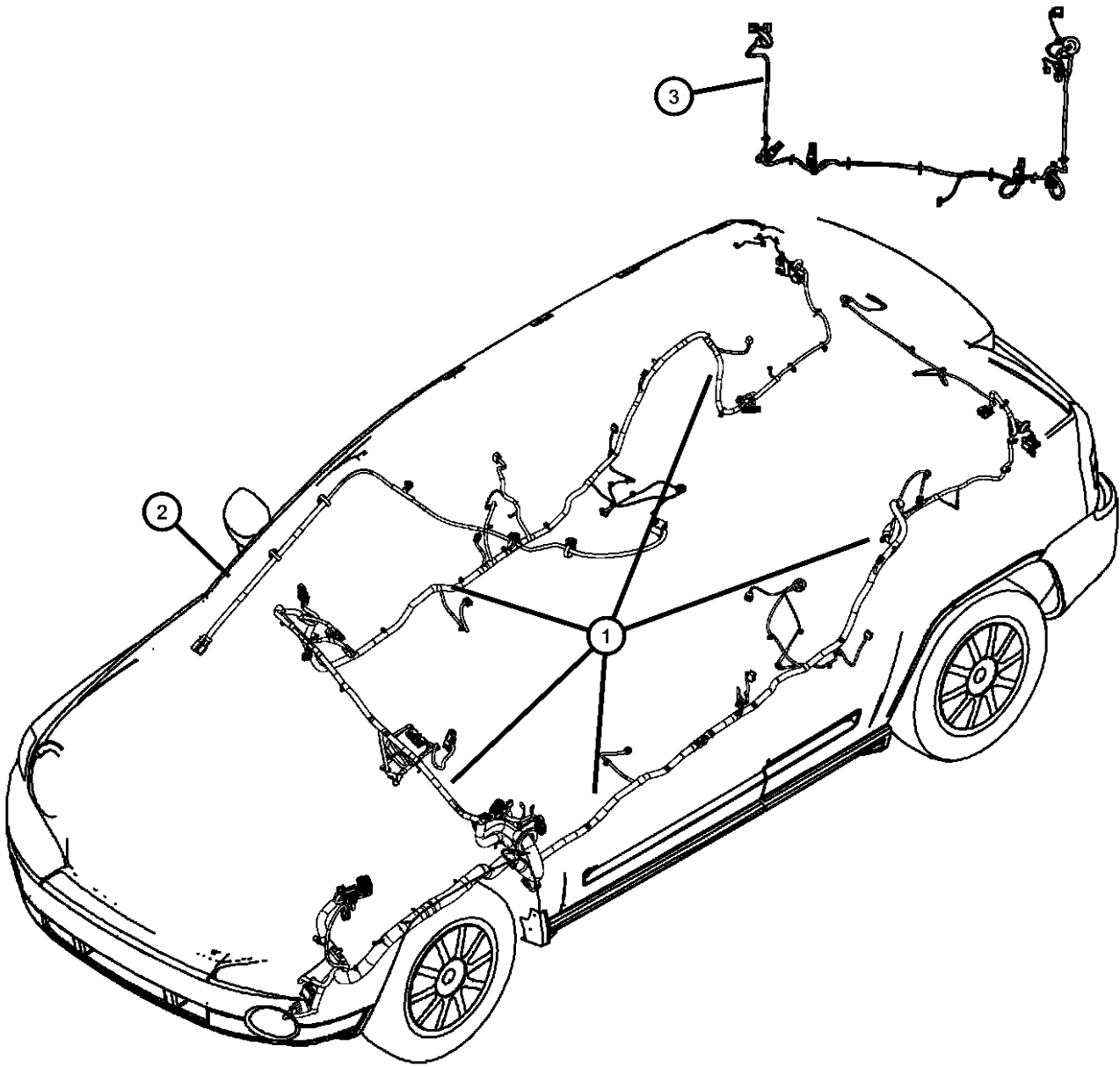


ITEM	PART NUMBER	QTY	LINE	SERIES	BODY	ENGINE	TRANS	TRIM	DESCRIPTION
	68035515AA	1	T		74		DD7		[CG1,XGM,CJ4,RFS]
	68035516AA	1	T		74		DD7		[CJ1]
	68035517AA	1	T		74		DD7		[CJ1,XGM]
	68035518AA	1	T		74		DD7		[CJ1,RFS]
	68035519AA	1	T		74		DD7		[CJ1,XGM,RFS]
	68035520AA	1	J		74		DD7		[CG1,XGM,CJ4]
	68035521AA	1	J		74		DD7		[CG1,XGM,CJ4,RFS]
	68035522AA	1	J		74		DD7		[CG1,CJ4]
	68035523AA	1	J		74		DD7		[CG1,CJ4,RFS]
	68035524AA	1	J		74		DD7		[CG1,XGM,CJ4,CJ1]
	68035525AA	1	J		74		DD7		[CG1,XGM,CJ4,RFS,CJ1]
	68035526AA	1	J		74		DD7		[CG1,CJ4,CJ1]
	68035527AA	1	J		74		DD7		[CG1,CJ4,RFS,CJ1]
	68035529AA	1	J		74	DAV, DAW			[CG1,CJ4]
	68035531AA	1	J		74	DAV, DAW			[CG1,CJ4,CMA,RSA,GWG,DHD]
	68035532AA	1	J		74	DAV, DAW			[CG1,CJ4,RFS]
	68035533AA	1	J		74	DAV, DAW			[CG1,XGM,CJ4]
	68035534AA	1	J		74	DAV, DAW			[CG1,XGM,CJ4,RFS]
	68035535AA	1	J		74	DAV, DAW			[CJ1]
	68035536AA	1	J		74	DAV, DAW			[CJ1,RFS]
	68035537AA	1	J		74	DAV, DAW			[CJ1,XGM]
	68035538AA	1	J		74	DAV, DAW			[CJ1,RFS,XGM]
	68035539AA	1	T		74	DAV			[CG1]
	68035540AA	1	T		74	DAV			[CG1,XGM,RFS]
	68035541AA	1	T		74	DD7			[CG1]
	68035542AA	1	T		74	DD7			[CG1,XGM,RFS]
	68035543AA	1	J		74	DAV, DAW			[CG1]
	68035544AA	1	J		74	DAV, DAW			[CG1,XGM,RFS]
	68035549AA	1	J		49, 74	DAV, DAW			[CG1,XGM,CJ4,LMF]
	68035551AA	1	U		49, 74	DAV, DAW			Base
	68035552AA	1	U		49, 74	DAV, DAW			[XGM]
	68035553AA	1	U		49, 74	DAV, DAW			[RFS]

COMPASS/PATRIOT (MK)		BODY		ENGINE	TRANSMISSION
SERIES	LINE				
H = HIGHLINE	T = JEEP - 2WD	49 = HATCHBACK TYPE #2		ECE = 2.0L 4 Cyl DOHC DPF Diesel Engine	DEF = 6-Speed Manual Aisin BG6 Trans
L = LOWLINE	J = JEEP - 4WD	74 = SPORT UTILITY 4-DR TYPE #4		ED3 = 2.4L 4 Cyl DOHC 16V Dual VVT Engine	DD7 = 5-Speed Manual T355 Transmission
P = PREMIUM	U = JEEP - 4WD (RHD)			ECD = 2.0L 4 Cyl DOHC Diesel 16V Engine	DAV = Continuously Variable Transaxle II
				ECN = 2.0L 4 Cyl DOHC 16V Dual VVT Engine	DAW = Cont.Var. w/Off-Rd Crawl Ratio Trans

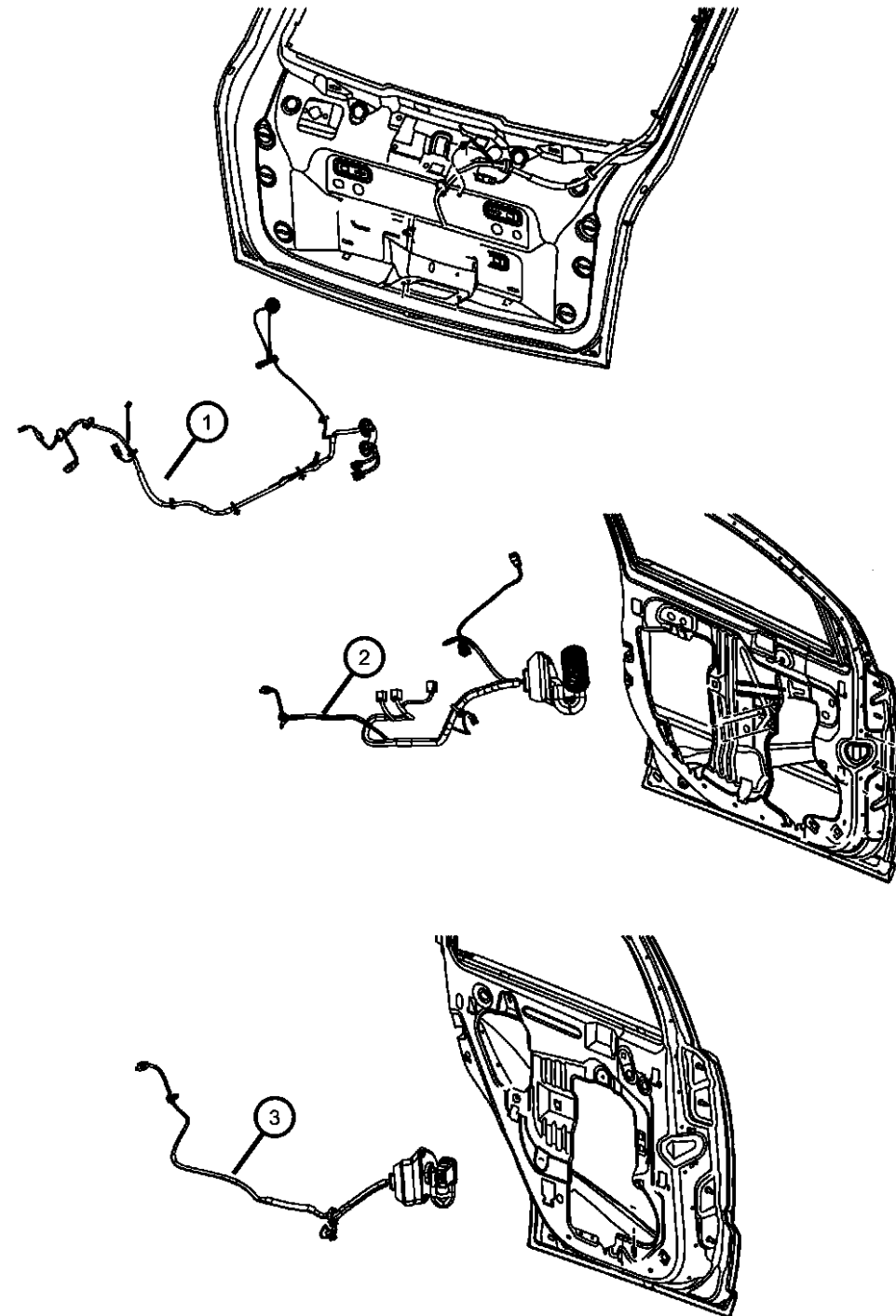
Wiring Body
Figure 8-1505

ITEM	PART NUMBER	QTY	LINE	SERIES	BODY	ENGINE	TRANS	TRIM	DESCRIPTION
2	04795925AC	1	J, T, U		49				WIRING, Jumper A pillar
	04795926AD	1	J, T, U		74				A pillar
3	05084123AB	1	J, T, U		49				WIRING, Trailer Tow
	68004125AA	1	J, T, U		74				



COMPASS/PATRIOT (MK)				
SERIES	LINE	BODY	ENGINE	TRANSMISSION
H = HIGHLINE	T = JEEP - 2WD	49 = HATCHBACK TYPE #2	ECE = 2.0L 4 Cyl DOHC DPF Diesel Engine	DEF = 6-Speed Manual Aisin BG6 Trans
L = LOWLINE	J = JEEP - 4WD	74 = SPORT UTILITY 4-DR TYPE #4	ED3 = 2.4L 4 Cyl DOHC 16V Dual VVT Engine	DD7 = 5-Speed Manual T355 Transmission
P = PREMIUM	U = JEEP - 4WD (RHD)		ECD = 2.0L 4 Cyl DOHC Diesel 16V Engine	DAV = Continuously Variable Transaxle II
			ECN = 2.0L 4 Cyl DOHC 16V Dual VVT Engine	DAW = Cont.Var. w/Off-Rd Crawl Ratio Trans

**Wiring Door, Deck Lid, and Liftgate
Figure 8-1515**



ITEM	PART NUMBER	QTY	LINE	SERIES	BODY	ENGINE	TRANS	TRIM	DESCRIPTION
1									WIRING, Liftgate
	04795919AD	1	J, T, U		49				
	04795920AD	1	J, T, U		49				[JPH]
	04795921AD	1	J, T, U		49				[RFS]
	04795922AD	1	J, T, U		49				[RFS,JPH]
	05084165AC	1	J, T, U		74				
	05084166AC	1	J, T, U		74				[JPH]
	05084167AC	1	J, T, U		74				[RFS]
	05084168AC	1	J, T, U		74				[RFS,JPH]
2									WIRING, Front Door
	04795319AD	1	J, T		49				[GTN,JPD,JPH,RCD], Left
		1	J, T		49				[GTN,JPD,JPH,RC9], Left
		1	J, T		74				[GTN,JPD,JPH,RC9], Left
		1	J, T		74				[GTN,JPD,JPH,RCD], Left
	04795320AD	1	J, T		49				[GTN,JPD,JPH,RCD], Right
		1	J, T		49				[GTN,JPD,JPH,RC9], Right
		1	J, T		74				[GTN,JPD,JPH,RCD], Right
		1	J, T		74				[GTN,JPD,JPH,RC9], Right
	04795496AD	1	J, T		49				[GTP,JF8,JE8,RCD], Right
		1	J, T		74				[GTP,JF8,JE8,RCD], Right
		1	J, T		74				[GTP,JF8,JE8,RC9], Right
		1	J, T		49				[GTP,JF8,JE8,RC9], Right
	04795497AE	1	J, T		74				[GTS,JPD,JPH,RCD], Left
		1	J, T		49				[GTS,JPD,JPH,RC9], Left
		1	J, T		49				[GTS,JPD,JPH,RCD], Left
		1	J, T		74				[GTS,JPD,JPH,RC9], Left
	04795578AF	1	U		74				[GUL,JPD,JPH,RC9], Right
		1	U		74				[GUL,JPD,JPH,RCD], Right
		1	U		49				[GUL,JPD,JPH,RC9], Right
		1	U		49				[GUL,JPD,JPH,RCD], Right
	04795579AF	1	U		74				[GUL,JPD,JPH,RC9], Left
		1	U		74				[GUL,JPD,JPH,RCD], Left
		1	U		49				[GUL,JPD,JPH,RC9], Left

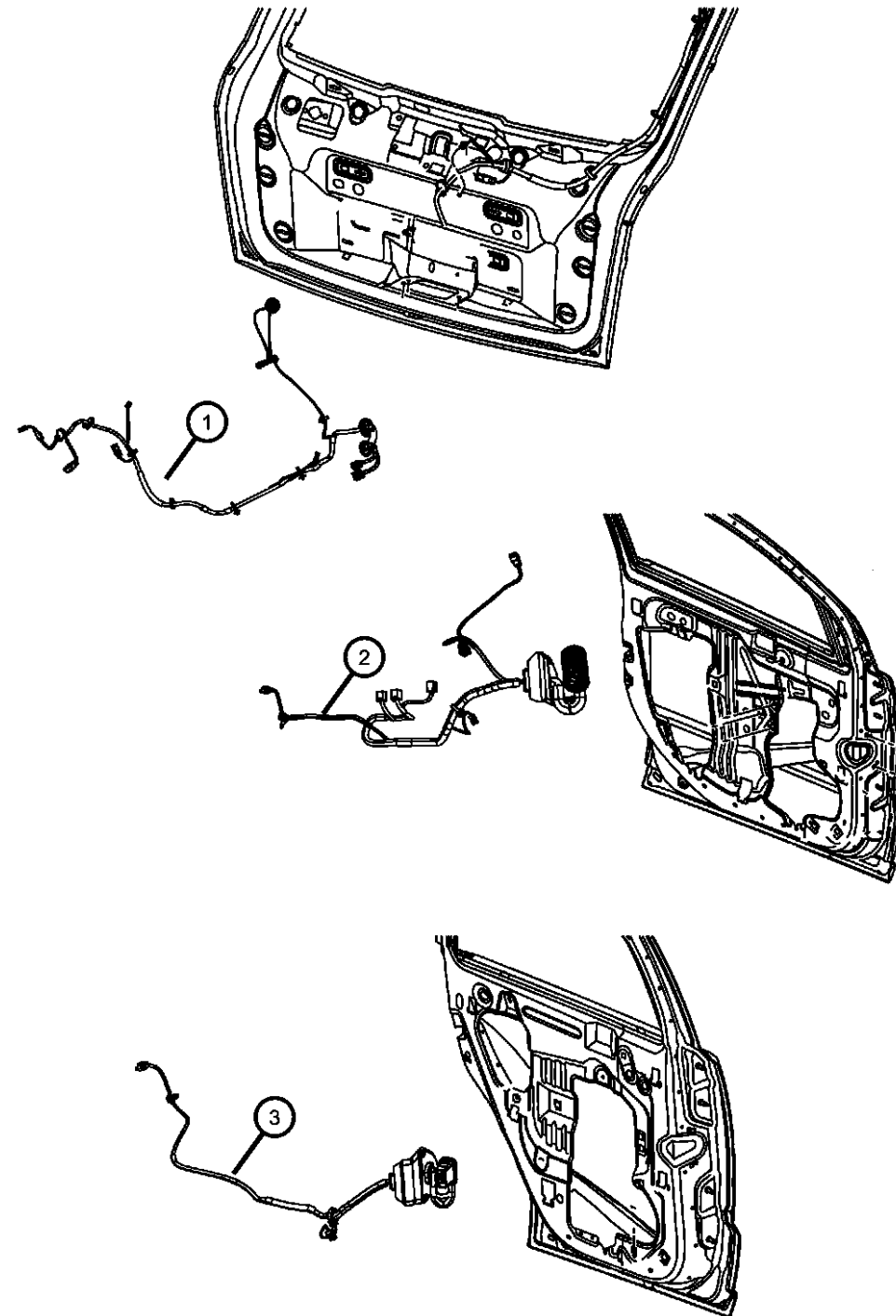
COMPASS/PATRIOT (MK)

SERIES	LINE	BODY	ENGINE	TRANSMISSION
H = HIGHLINE	T = JEEP - 2WD	49 = HATCHBACK TYPE #2	ECE = 2.0L 4 Cyl DOHC DPF Diesel Engine	DEF = 6-Speed Manual Aisin BG6 Trans
L = LOWLINE	J = JEEP - 4WD	74 = SPORT UTILITY 4-DR TYPE #4	ED3 = 2.4L 4 Cyl DOHC 16V Dual VVT Engine	DD7 = 5-Speed Manual T355 Transmission
P = PREMIUM	U = JEEP - 4WD (RHD)		ECD = 2.0L 4 Cyl DOHC Diesel 16V Engine	DAV = Continuously Variable Transaxle II
			ECN = 2.0L 4 Cyl DOHC 16V Dual VVT Engine	DAW = Cont.Var. w/Off-Rd Crawl Ratio Trans

AR = use ase required - = Non illustrated part

2008 MK

**Wiring Door, Deck Lid, and Liftgate
Figure 8-1515**



ITEM	PART NUMBER	QTY	LINE	SERIES	BODY	ENGINE	TRANS	TRIM	DESCRIPTION
3		1	U		49				[GUL,JPD,JPH,RCD], Left
									WIRING, Rear Door
	04795321AD	1	J, T		74				[JF8,JE8,RCD], Left
		1	J, T		74				[JF8,JE8,RC9], Left
		1	J, T		49				[JF8,JE8,RCD], Left
		1	J, T		49				[JF8,JE8,RC9], Left
	04795574AD	1	J, T		49				[JF8,JE8,RCD], Right
		1	J, T		49				[JF8,JE8,RC9], Right
		1	J, T		74				[JF8,JE8,RCD], Right
		1	J, T		74				[JF8,JE8,RC9], Right
	04795575AD	1	J, T		74				[JPD,JPH,RCD], Left
		1	J, T		74				[JPD,JPH,RC9], Left
		1	J, T		49				[JPD,JPH,RCD], Left
		1	J, T		49				[JPD,JPH,RC9], Left
	04795888AD	1	U		74				[JPD,JPH,RC9], Right
		1	U		74				[JPD,JPH,RCD], Right
		1	U		49				[JPD,JPH,RC9], Right
		1	U		49				[JPD,JPH,RCD], Right
	04795889AD	1	U		74				[JPD,JPH,RC9], Left
		1	U		74				[JPD,JPH,RCD], Left
		1	U		49				[JPD,JPH,RC9], Left
		1	U		49				[JPD,JPH,RCD], Left
	05267790AD	1	J, T		49				[JPD,JPH,RCD], Right
		1	J, T		49				[JPD,JPH,RC9], Right
		1	J, T		74				[JPD,JPH,RCD], Right
		1	J, T		74				[JPD,JPH,RC9], Right

COMPASS/PATRIOT (MK)

SERIES

H = HIGHLINE
L = LOWLINE
P = PREMIUM

LINE

T = JEEP - 2WD
J = JEEP - 4WD
U = JEEP - 4WD (RHD)

BODY

49 = HATCHBACK TYPE #2
74 = SPORT UTILITY 4-DR
TYPE #4

ENGINE

ECE = 2.0L 4 Cyl DOHC DPF
Diesel Engine
ED3 = 2.4L 4 Cyl DOHC 16V
Dual VVT Engine
ECD = 2.0L 4 Cyl DOHC
Diesel 16V Engine
ECN = 2.0L 4 Cyl DOHC 16V
Dual VVT Engine

TRANSMISSION

DEF = 6-Speed Manual Aisin BG6
Trans
DD7 = 5-Speed Manual T355
Transmission
DAV = Continuously Variable
Transaxle II
DAW = Cont.Var. w/Off-Rd Crawl
Ratio Trans

AR = use ase required - = Non illustrated part

2008 MK

Wiring Repairs
Figure 8-1605

ITEM	PART NUMBER	QTY	LINE	SERIES	BODY	ENGINE	TRANS	TRIM	DESCRIPTION
-1	68001466AA	4	J, T, U		49	ECD			CONNECTOR
-2	04670088	1	T		49, 74				PLUG, Dash Panel, 35mm Diameter
-3									STRAP, Tie
	04641780	1	J, T, U		49				
		1	J, T, U		74				
-4									STRAP, Tie
	05073039AA	1	J, T, U		49				
		1	J, T, U		74				

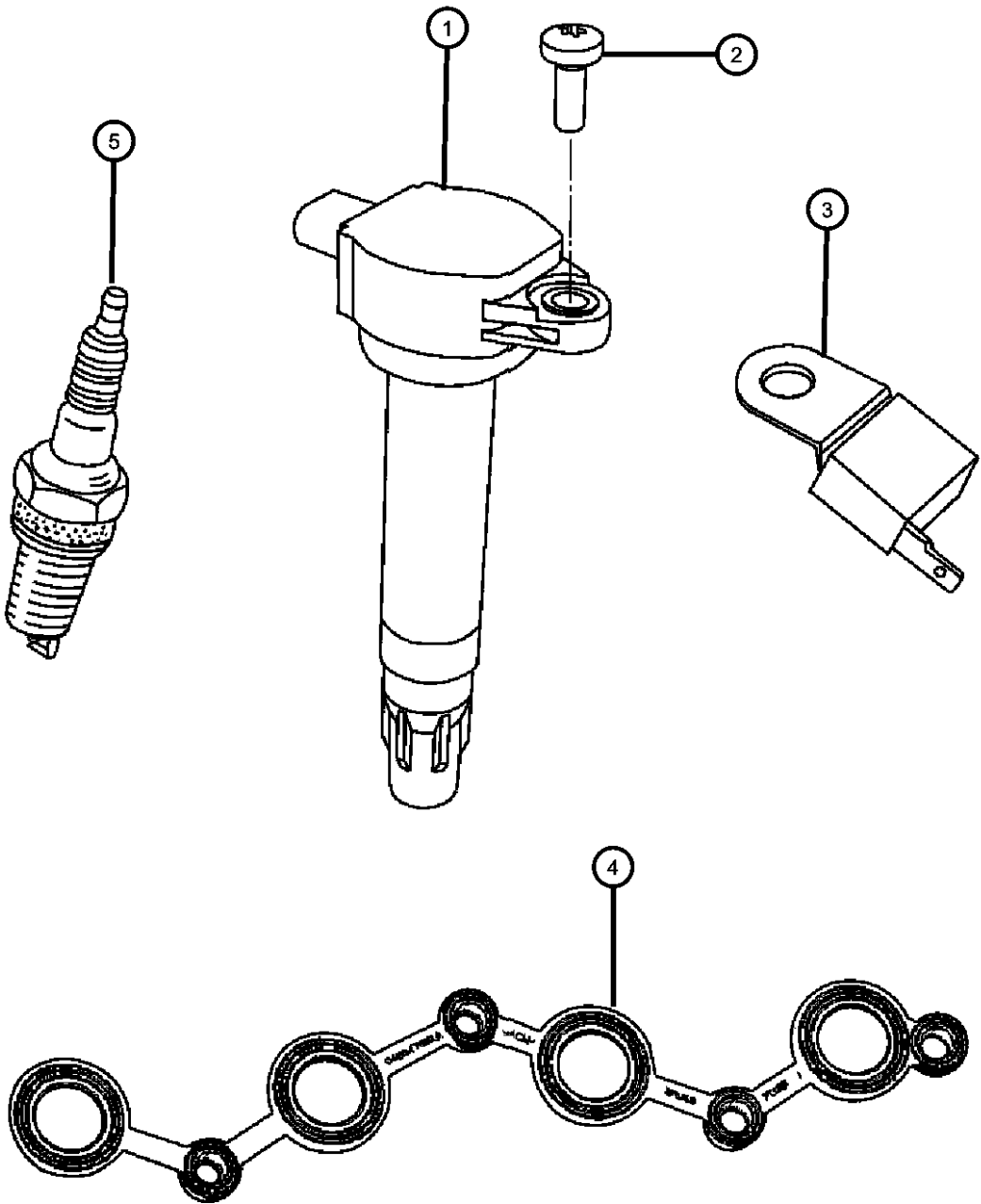
For Electrical Connector Repair Information visit
the World Wide Web at

<http://dto.vftis.com/mopar/disclaimer.asp>

COMPASS/PATRIOT (MK)				
SERIES	LINE	BODY	ENGINE	TRANSMISSION
H = HIGHLINE	T = JEEP - 2WD	49 = HATCHBACK TYPE #2	ECE = 2.0L 4 Cyl DOHC DPF Diesel Engine	DEF = 6-Speed Manual Aisin BG6 Trans
L = LOWLINE	J = JEEP - 4WD	74 = SPORT UTILITY 4-DR TYPE #4	ED3 = 2.4L 4 Cyl DOHC 16V Dual VVT Engine	DD7 = 5-Speed Manual T355 Transmission
P = PREMIUM	U = JEEP - 4WD (RHD)		ECD = 2.0L 4 Cyl DOHC Diesel 16V Engine	DAV = Continuously Variable Transaxle II
			ECN = 2.0L 4 Cyl DOHC 16V Dual VVT Engine	DAW = Cont.Var. w/Off-Rd Crawl Ratio Trans

Spark Plugs, Ignition Wires, Ignition Coil
Figure 8-1905

ITEM	PART NUMBER	QTY	LINE	SERIES	BODY	ENGINE	TRANS	TRIM	DESCRIPTION
1	04606824AB	4	J, T, U		49	ECN, ED3			COIL, Ignition
		4	J, T, U		74	ED3, ECN			
		4				ED3			
2	06104142AA	4	J, T, U		49	ECN, ED3			SCREW, Pan Head, M6x1.00x16.00
		4	J, T, U		74	ECN, ED3			
3	04606866AA	1	J, T, U		49	ECN, ED3			CAPACITOR, Ignition
		1	J, T, U		74	ECN, ED3			
4	04884765AA	1	J, T, U		49	ECN, ED3			GASKET
		1	J, T, U		74	ECN, ED3			
5	SP0ZFR5F11	4	J, T, U		49	ECN, ED3			SPARK PLUG
		4	J, T, U		74	ECN, ED3			

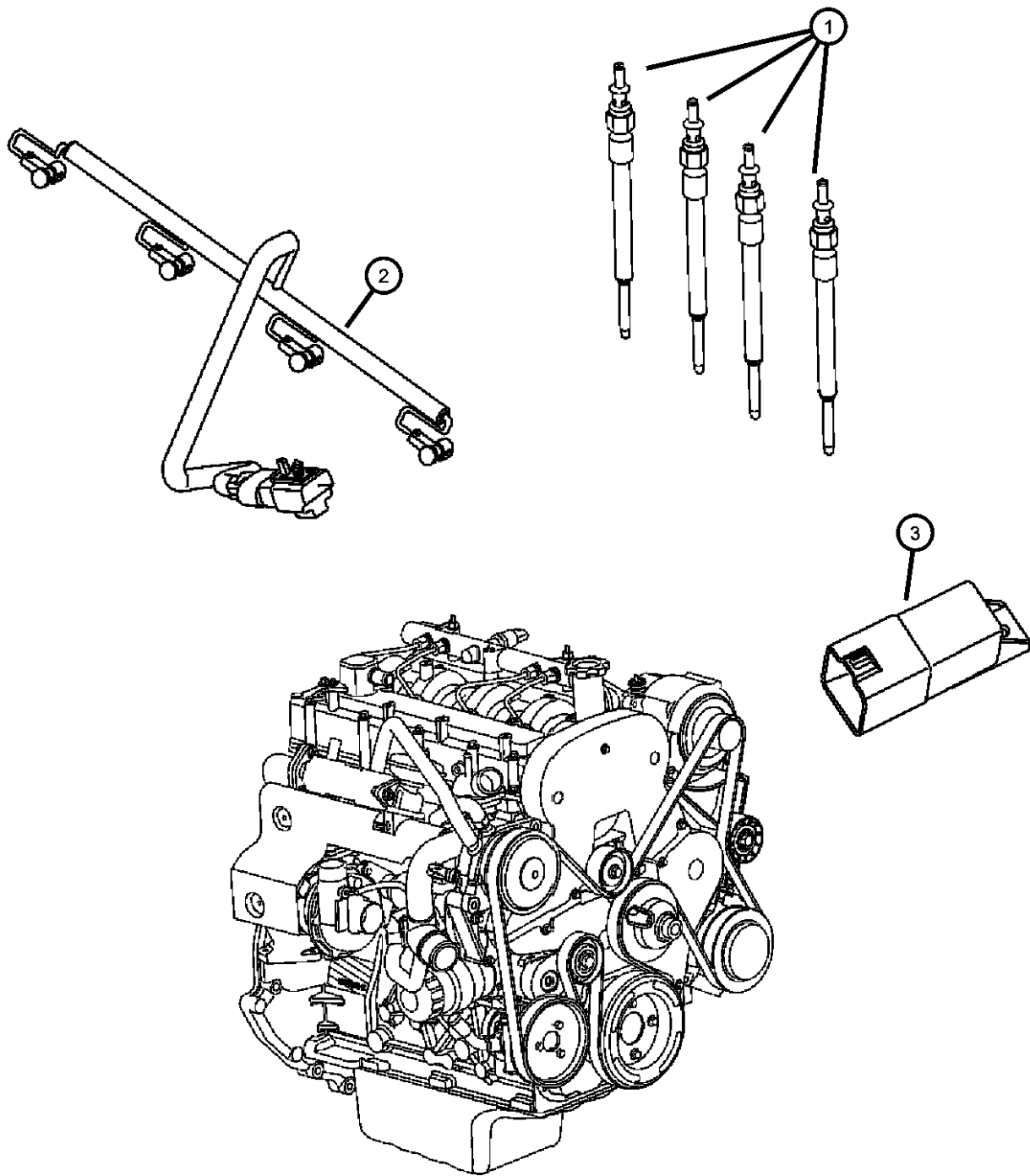


COMPASS/PATRIOT (MK)

SERIES	LINE	BODY	ENGINE	TRANSMISSION
H = HIGHLINE	T = JEEP - 2WD	49 = HATCHBACK TYPE #2	ECE = 2.0L 4 Cyl DOHC DPF Diesel Engine	DEF = 6-Speed Manual Aisin BG6 Trans
L = LOWLINE	J = JEEP - 4WD	74 = SPORT UTILITY 4-DR TYPE #4	ED3 = 2.4L 4 Cyl DOHC 16V Dual VVT Engine	DD7 = 5-Speed Manual T355 Transmission
P = PREMIUM	U = JEEP - 4WD (RHD)		ECD = 2.0L 4 Cyl DOHC Diesel 16V Engine	DAV = Continuously Variable Transaxle II
			ECN = 2.0L 4 Cyl DOHC 16V Dual VVT Engine	DAW = Cont.Var. w/Off-Rd Crawl Ratio Trans

AR = use ase required - = Non illustrated part

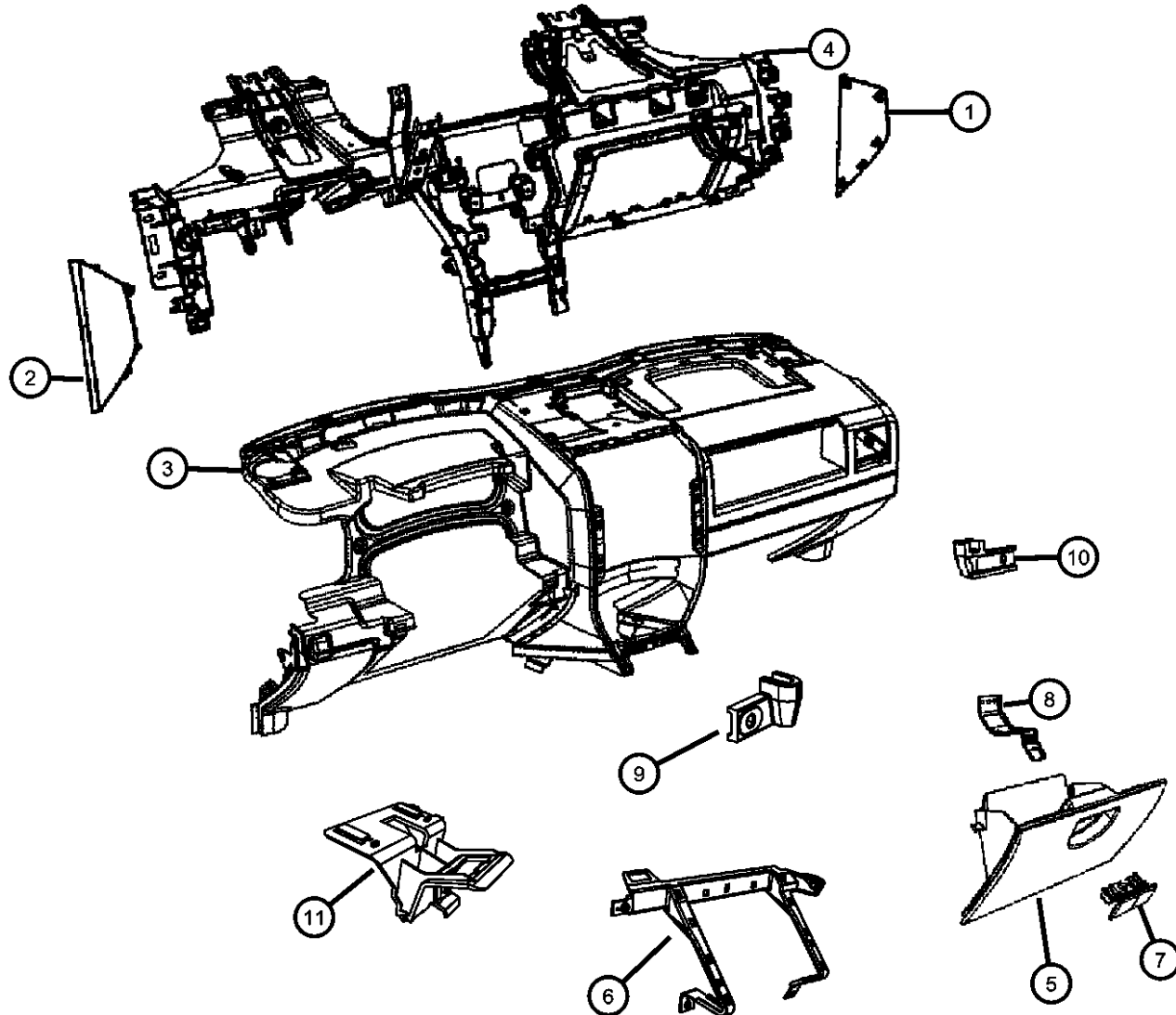
Glow Plugs
Figure 8-1915



ITEM	PART NUMBER	QTY	LINE	SERIES	BODY	ENGINE	TRANS	TRIM	DESCRIPTION
1	68021306AA	1	J, T, U		49	ECD			PLUG, Glow
		1			74	ECD			
		1			49	ECE			
		1			74	ECE			
2	68001592AB	1	J, T, U		49	ECD			WIRING, Glow Plug
		1			74	ECD			
3	05033351AA	1	J, T, U		49	ECD, ECE			MODULE, Glow Plug
		1			74	ECD, ECE			

COMPASS/PATRIOT (MK)		BODY	ENGINE	TRANSMISSION
SERIES	LINE			
H = HIGHLINE	T = JEEP - 2WD	49 = HATCHBACK TYPE #2	ECE = 2.0L 4 Cyl DOHC DPF Diesel Engine	DEF = 6-Speed Manual Aisin BG6 Trans
L = LOWLINE	J = JEEP - 4WD	74 = SPORT UTILITY 4-DR TYPE #4	ED3 = 2.4L 4 Cyl DOHC 16V Dual VVT Engine	DD7 = 5-Speed Manual T355 Transmission
P = PREMIUM	U = JEEP - 4WD (RHD)		ECD = 2.0L 4 Cyl DOHC Diesel 16V Engine	DAV = Continuously Variable Transaxle II
			ECN = 2.0L 4 Cyl DOHC 16V Dual VVT Engine	DAW = Cont.Var. w/Off-Rd Crawl Ratio Trans

Instrument Panel and Structure
Figure 8-2005



ITEM	PART NUMBER	QTY	LINE	SERIES	BODY	ENGINE	TRANS	TRIM	DESCRIPTION
1	0YF48DK7AA	1	J, T		49				CAP, Instrument Panel End
		1	J, T		74				[KA], Right
		1	U		49, 74				[KA], Right
	0YF48XDVAA	1	J, T		49				[KA], Right
		1	J, T		74				[DV], Right
		1	U		49, 74				[DV], Right
2	0YF48XDVAB	1	J, T		49				CAP, Instrument Panel End
		1	J, T		74				[DV]
	1AV81DK7AA	1	U		49, 74				[DV]
	1AV81XDVAA	1	U		49, 74				[KA], Left
3	1FB981DVAA	1	J, T		49				[DA], Left
		1	J, T		74				PANEL, Instrument Panel
		1	J, T		49				[DV]
	1FB981K7AA	1	J, T		49				[DV]
		1	J, T		74				[KA]
		1	J, T		74				[KA]
4	1FF531DVAA	1	U		49, 74				[KA]
		1	U		49, 74				[DV]
		1	U		49, 74				[KA]
	05291721AA	1	J, T		49				REINFORCEMENT, Instrument Panel
		1	J, T		74				
		1	J, T		49				Export
5	05291722AA	1	J, T		49				Export
		1	J, T		74				
		1	J, T		49, 74				
	05291723AB	1	U		49, 74				GLOVE BOX, Instrument Panel
		1	J, T		49				[DV]
		1	J, T		74				[DV]
	1FB991DVAA	1	J, T		49				[DV]
		1	J, T		74				[DV]
		1	U		49, 74				[DV]
	1FB991K7AA	1	J, T		49				[KA]
		1	J, T		74				[KA]
		1	U		49, 74				[KA]

COMPASS/PATRIOT (MK)

SERIES	LINE	BODY	ENGINE	TRANSMISSION
H = HIGHLINE	T = JEEP - 2WD	49 = HATCHBACK TYPE #2	ECE = 2.0L 4 Cyl DOHC DPF Diesel Engine	DEF = 6-Speed Manual Aisin BG6 Trans
L = LOWLINE	J = JEEP - 4WD	74 = SPORT UTILITY 4-DR TYPE #4	ED3 = 2.4L 4 Cyl DOHC 16V Dual VVT Engine	DD7 = 5-Speed Manual T355 Transmission
P = PREMIUM	U = JEEP - 4WD (RHD)		ECD = 2.0L 4 Cyl DOHC Diesel 16V Engine	DAV = Continuously Variable Transaxle II
			ECN = 2.0L 4 Cyl DOHC 16V Dual VVT Engine	DAW = Cont.Var. w/Off-Rd Crawl Ratio Trans

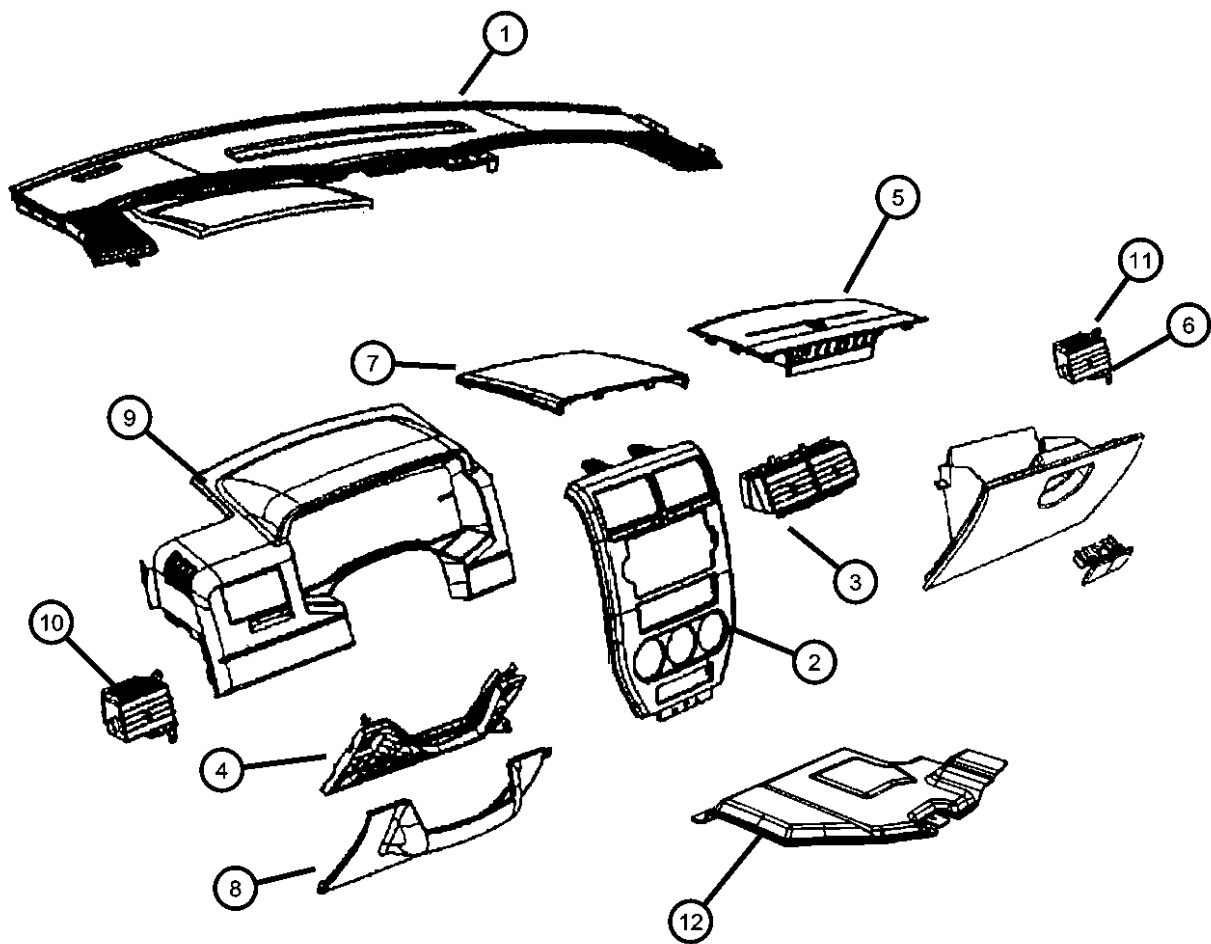
AR = use ase required - = Non illustrated part

2008 MK

Instrument Panel and Structure
Figure 8-2005

	ITEM	PART NUMBER	QTY	LINE	SERIES	BODY	ENGINE	TRANS	TRIM	DESCRIPTION	
	6	68002376AA	1	U		49, 74				BRACKET, Glove Box	
	7									LATCH, Glovebox Door	
		1DN89DK7AA	1	J		49				[KA]	
			1	U		49, 74				[KA]	
			1	J, T		74				[KA]	
		1DN89XDVAA	1	J, T		49				[DV]	
			1	J, T		74				[DV]	
		1DN89XDVAB	1	U		49, 74				[DV]	
	8										STRIKER, Glove Box Door Latch
		68002150AA	1	J, T		49					
			1	J, T		74					
	9										BRACKET, Instrument Panel
		05291844AB	1	J, T, U		49					
			1	J, T, U		74					
	10										BRACKET, Energy Absorbing
		68002351AA	1	J, T		49					
			1	J, T		74					
		68002366AA	1	U		49, 74					
		68002367AA	1	J, T		49				Export	
			1	J, T		74				Export	
	11									BRACKET, Electrical Connectors	
		68002374AA	1	J, T		49					
			1	J, T		74					
			1	U		49, 74					
<div><div>COMPASS/PATRIOT (MK)</div><div><div>SERIES</div><div>LINE</div></div><div><div>H = HIGHLINE</div><div>L = LOWLINE</div><div>P = PREMIUM</div></div><div><div>T = JEEP - 2WD</div><div>J = JEEP - 4WD</div><div>U = JEEP - 4WD (RHD)</div></div></div> <div><div>BODY</div><div>49 = HATCHBACK TYPE #2</div><div>74 = SPORT UTILITY 4-DR TYPE #4</div></div> <div><div>ENGINE</div><div>ECE = 2.0L 4 Cyl DOHC DPF Diesel Engine</div><div>ED3 = 2.4L 4 Cyl DOHC 16V Dual VVT Engine</div><div>ECD = 2.0L 4 Cyl DOHC Diesel 16V Engine</div><div>ECN = 2.0L 4 Cyl DOHC 16V Dual VVT Engine</div></div> <div><div>TRANSMISSION</div><div>DEF = 6-Speed Manual Aisin BG6 Trans</div><div>DD7 = 5-Speed Manual T355 Transmission</div><div>DAV = Continuously Variable Transaxle II</div><div>DAW = Cont.Var. w/Off-Rd Crawl Ratio Trans</div></div>											
AR = use ase required - = Non illustrated part											
2008 MK											

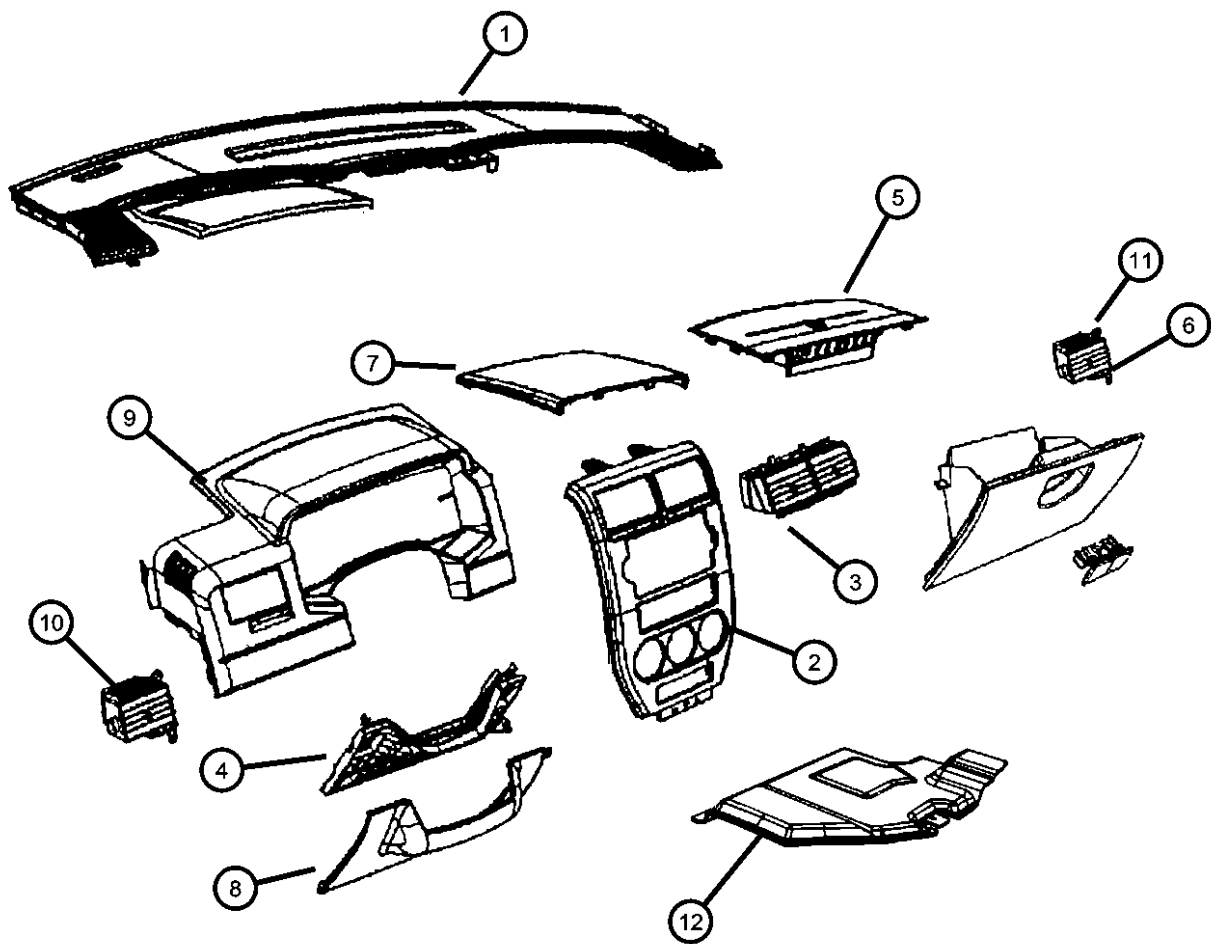
Instrument Panel Trim
Figure 8-2010



ITEM	PART NUMBER	QTY	LINE	SERIES	BODY	ENGINE	TRANS	TRIM	DESCRIPTION
1	1AV82DK7AA	1	J, T, U		74				COVER, Instrument Panel [KA]
	1AV82XDVAA	1	J, T, U		74				[DA]
2	0YF381Z2AC	1	J, T, U		49				BEZEL, Instrument Panel, Center
		1	J, T, U		74				
3	1AV631X9AC	1	J, T, U		49				BEZEL, A/C Outlet
		1	J, T, U		74				
4	1AV76DK7AA	1	J, T, U		49				COVER, Steering Column [KA]
		1	J, T, U		74				[KA]
	1AV76XDVAA	1	J, T, U		49				[DV]
		1	J, T, U		74				[DV]
5	0YF36DK7AB	1	J, T		49				COVER, Air Bag Module [KA]
		1	J, T		74				[KA]
	0YF36XDVAB	1	J, T		49				[DV]
		1	J, T		74				[DV]
	0ZU92DK7AB	1	U		49, 74				[KA]
6	0ZU92XDVAB	1	U		49, 74				[DV]
	1EN73DK7AB	1	J, T, U		49				COVER, Air Bag Delete [KA]
		1	J, T, U		74				[KA]
	1EN73XDVAB	1	J, T, U		49				[DV]
7		1	J, T, U		74				[DV]
	0ZM93DK7AA	1	J, T, U		49				COVER, Instrument Panel [KA]
		1	J, T, U		74				[KA]
	0ZM93XDVAA	1	J, T, U		49				[DV]
		1	J, T, U		74				[DV]
8									KNEEBLOCKER, Steering Column Opening

COMPASS/PATRIOT (MK)		BODY	ENGINE	TRANSMISSION
SERIES	LINE			
H = HIGHLINE	T = JEEP - 2WD	49 = HATCHBACK TYPE #2	ECE = 2.0L 4 Cyl DOHC DPF Diesel Engine	DEF = 6-Speed Manual Aisin BG6 Trans
L = LOWLINE	J = JEEP - 4WD	74 = SPORT UTILITY 4-DR TYPE #4	ED3 = 2.4L 4 Cyl DOHC 16V Dual VVT Engine	DD7 = 5-Speed Manual T355 Transmission
P = PREMIUM	U = JEEP - 4WD (RHD)		ECD = 2.0L 4 Cyl DOHC Diesel 16V Engine	DAV = Continuously Variable Transaxle II
			ECN = 2.0L 4 Cyl DOHC 16V Dual VVT Engine	DAW = Cont.Var. w/Off-Rd Crawl Ratio Trans

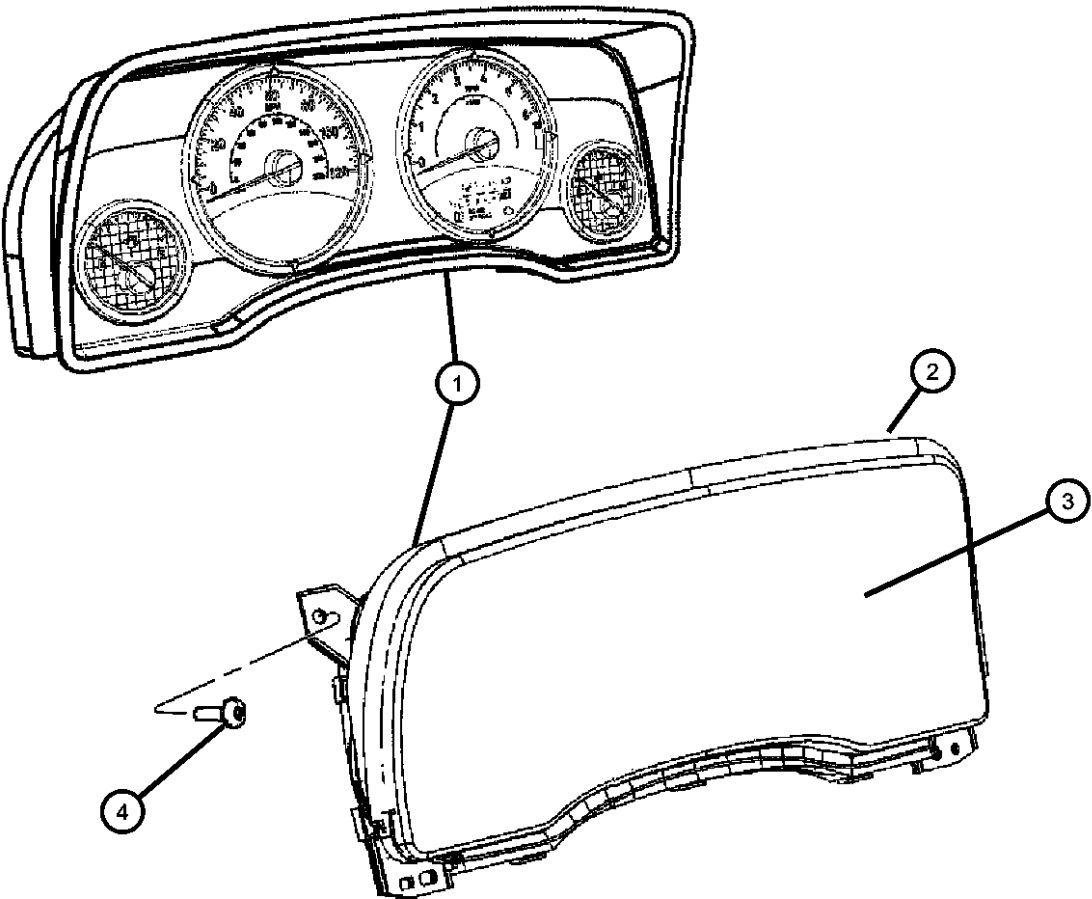
Instrument Panel Trim
Figure 8-2010



ITEM	PART NUMBER	QTY	LINE	SERIES	BODY	ENGINE	TRANS	TRIM	DESCRIPTION
9	05291724AB	1	J, T		49				BEZEL, Instrument Cluster
		1	J, T		74				
	05291726AA	1	U		49, 74				
	0YF37DK7AB	1	J, T		49				
		1	J, T		74				
	0YF371DVAD	1	J, T		49				
		1	J, T		74				
	1AV751DVAD	1	U		49, 74				
	1AV751K7AD	1	U		49, 74				
10	1CC711DVAB	1	U		49, 74				OUTLET, Air Conditioning & Heater
		1	J, T		49				
		1	J, T		74				
	1CC711K7AB	1	U		49, 74				
		1	J, T		49				
		1	J, T		74				
11	1CC701DVAB	1	J, T		49				OUTLET, Air Conditioning & Heater
		1	J, T		74				
		1	U		49, 74				
	1CC701K7AB	1	J, T		49				
		1	J, T		74				
		1	U		49, 74				
12	04664365AA	1	J, T		49, 74				PANEL, Instrument Panel Closeout
	05291661AB	1	U		49, 74				

COMPASS/PATRIOT (MK)		BODY		ENGINE	TRANSMISSION
SERIES	LINE				
H = HIGHLINE	T = JEEP - 2WD	49 = HATCHBACK TYPE #2		ECE = 2.0L 4 Cyl DOHC DPF Diesel Engine	DEF = 6-Speed Manual Aisin BG6 Trans
L = LOWLINE	J = JEEP - 4WD	74 = SPORT UTILITY 4-DR TYPE #4		ED3 = 2.4L 4 Cyl DOHC 16V Dual VVT Engine	DD7 = 5-Speed Manual T355 Transmission
P = PREMIUM	U = JEEP - 4WD (RHD)			ECD = 2.0L 4 Cyl DOHC Diesel 16V Engine	DAV = Continuously Variable Transaxle II
				ECN = 2.0L 4 Cyl DOHC 16V Dual VVT Engine	DAW = Cont.Var. w/Off-Rd Crawl Ratio Trans

Instrument Panel Cluster
Figure 8-2105

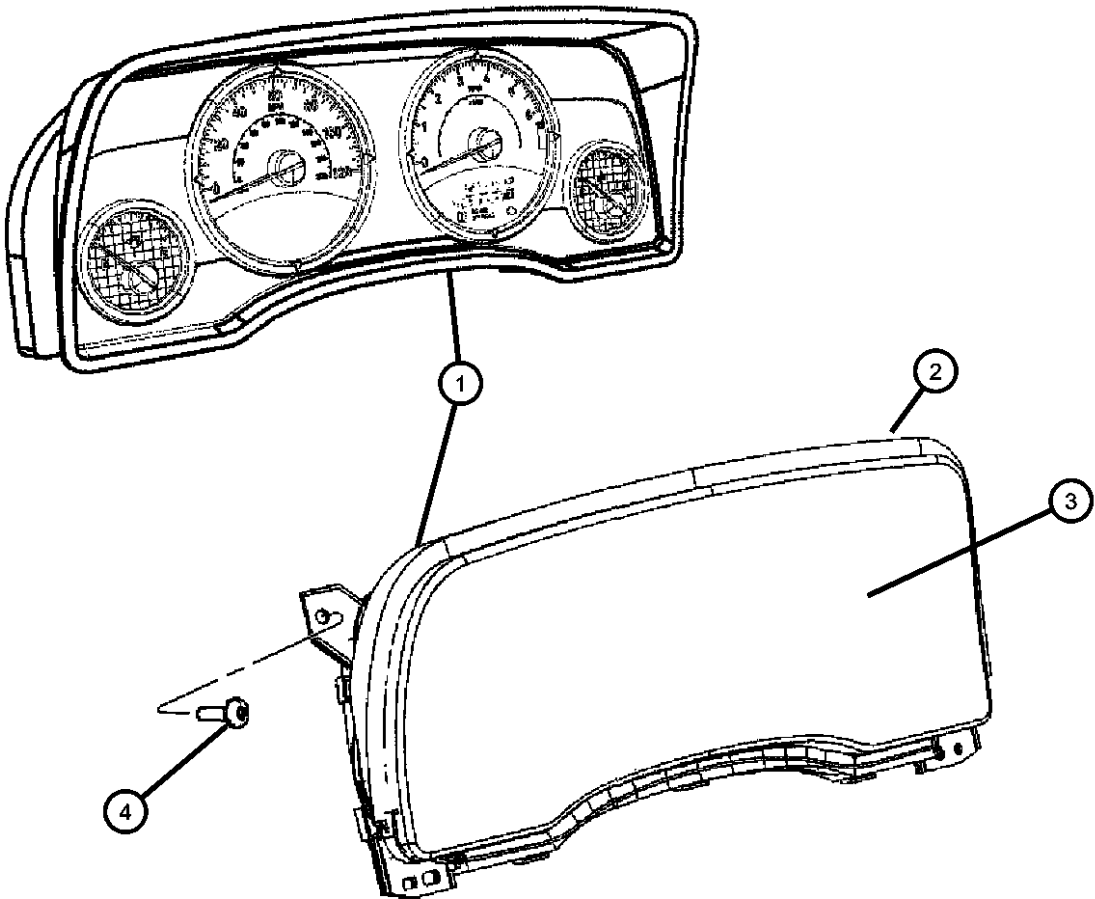


ITEM	PART NUMBER	QTY	LINE	SERIES	BODY	ENGINE	TRANS	TRIM	DESCRIPTION
1									CLUSTER
	05107005AD	1	J, T, U		49, 74				[JDJ,JE8]
	05107006AD	1	J, T, U		49, 74				[JCB,JE8]
	05107007AD	1	J, T, U		49, 74				[JDJ,JPH]
	05107016AD	1	J, T, U		49, 74	ED3			[JDJ,JFJ]
	05107023AD	1	J, T, U		49, 74	ED3			[JCE]
	05172335AB	1	J, T, U		49				[JCB,JPH,JBD]
		1	J, T, U		74				[JCB,JPH,JBD]
	05172336AB	1	J, T, U		49				[JCB,JBD]
		1	J, T, U		74				[JCB,JBD]
	05172337AB	1	J, T, U		49				[JCB]
		1	J, T, U		74				[JCB]
	05172338AB	1	J, T, U		49				[JCB,JPH]
		1	J, T, U		74				[JCB,JPH]
	05172339AB	1	J, T, U		49				[JCB,JE8]
		1	J, T, U		74				[JCB,JE8]
	05172340AB	1	J, T, U		49				[JDJ,JPH,JPD]
		1	J, T, U		74				[JDJ,JPH,JPD]
	05172341AB	1	J, T, U		49	ECN, ED3			[JDJ,LAZ]
		1	J, T, U		74	ECN, ED3			[JDJ,LAZ]
	05172342AB	1	J, T, U		49	ECD, ECE			[JDJ]
		1	J, T, U		74	ECD, ECE			[JDJ]
	05172344AB	1	J, T, U		74	ECN, ED3			[JDJ,LAZ,JPD]
	05172345AB	1	J, T, U		49				[JDJ,JPH]
		1	J, T, U		74				[JDJ,JPH]
	05172346AB	1	J, T, U		49				[JDJ,JE8]
		1	J, T, U		74				[JDJ,JE8]
	05172347AB	1	J, T, U		49	ECD, ECE			[JCE]
		1	J, T, U		74	ECD, ECE			[JCE]
2									MASK, Instrument Cluster
	68001784AA	1	J, T, U		49				Base
		1	J, T, U		74				Base
	68036894AA	1	J, T, U		49				No Paint 2 Hole

COMPASS/PATRIOT (MK)		BODY		ENGINE	TRANSMISSION
SERIES	LINE				
H = HIGHLINE	T = JEEP - 2WD	49 = HATCHBACK TYPE #2		ECE = 2.0L 4 Cyl DOHC DPF Diesel Engine	DEF = 6-Speed Manual Aisin BG6 Trans
L = LOWLINE	J = JEEP - 4WD	74 = SPORT UTILITY 4-DR TYPE #4		ED3 = 2.4L 4 Cyl DOHC 16V Dual VVT Engine	DD7 = 5-Speed Manual T355 Transmission
P = PREMIUM	U = JEEP - 4WD (RHD)			ECD = 2.0L 4 Cyl DOHC Diesel 16V Engine	DAV = Continuously Variable Transaxle II
				ECN = 2.0L 4 Cyl DOHC 16V Dual VVT Engine	DAW = Cont.Var. w/Off-Rd Crawl Ratio Trans

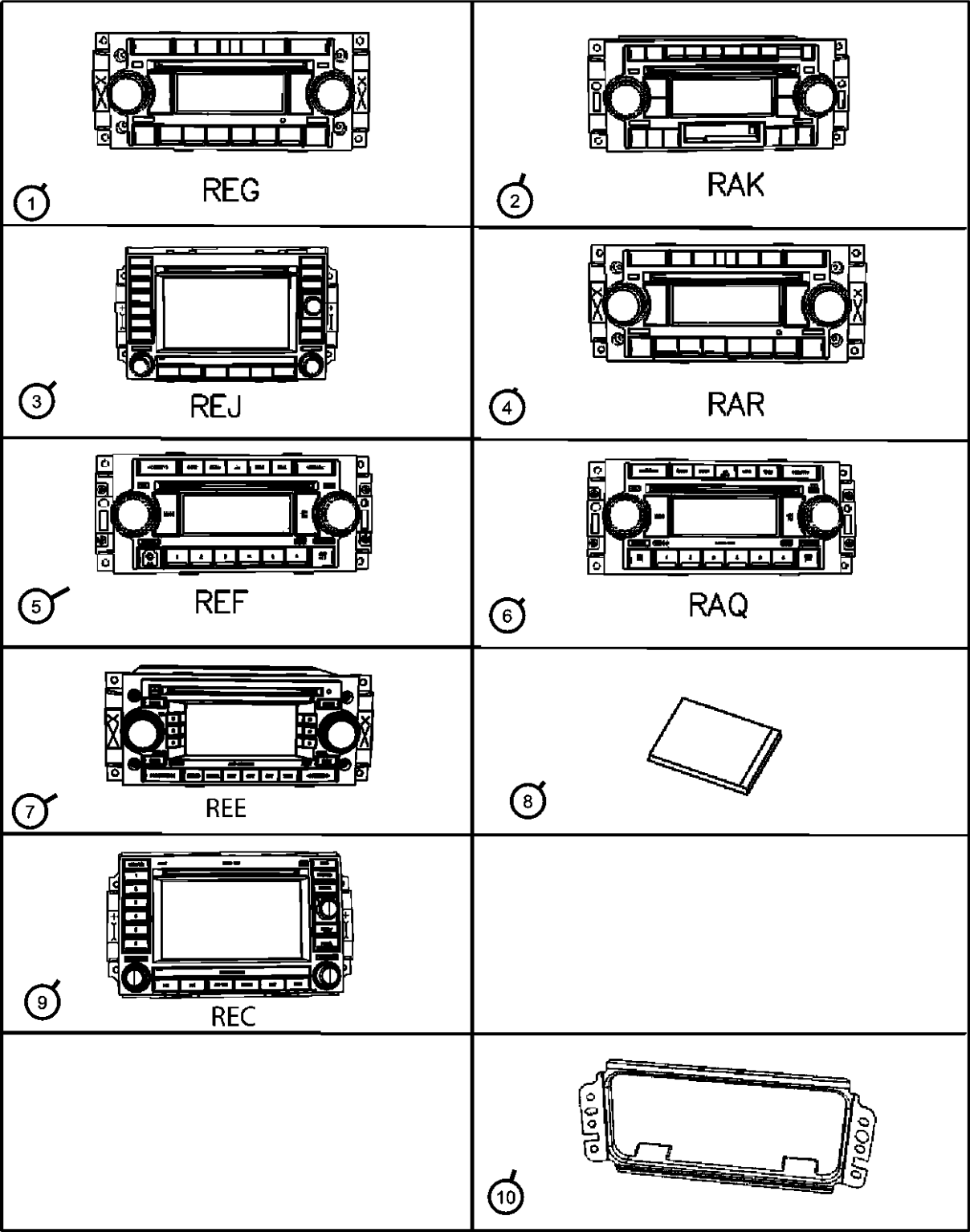
Instrument Panel Cluster
Figure 8-2105

ITEM	PART NUMBER	QTY	LINE	SERIES	BODY	ENGINE	TRANS	TRIM	DESCRIPTION
		1	J, T, U		74				No Paint 2 Hole
	68036895AA	1	J, T, U		49				New Silver 1 Hole
		1	J, T, U		74				New Silver 1 Hole
	68036896AA	1	J, T, U		49				New Silver 2 Hole
		1	J, T, U		74				New Silver 2 Hole
3									LENS, Instrument Cluster
	68001786AA	1	J, T, U		49				Base
		1	J, T, U		74				Base
	68001787AA	1	J, T, U		49				Hi-Line
		1	J, T, U		74				Hi-Line
4									SCREW, Tapping Hex Head, M4.2X1.70X20.00
	06101946	2	J, T, U		49				Cluster Attaching
		2	J, T, U		74				Cluster Attaching



COMPASS/PATRIOT (MK)				
SERIES	LINE	BODY	ENGINE	TRANSMISSION
H = HIGHLINE	T = JEEP - 2WD	49 = HATCHBACK TYPE #2	ECE = 2.0L 4 Cyl DOHC DPF Diesel Engine	DEF = 6-Speed Manual Aisin BG6 Trans
L = LOWLINE	J = JEEP - 4WD	74 = SPORT UTILITY 4-DR TYPE #4	ED3 = 2.4L 4 Cyl DOHC 16V Dual VVT Engine	DD7 = 5-Speed Manual T355 Transmission
P = PREMIUM	U = JEEP - 4WD (RHD)		ECD = 2.0L 4 Cyl DOHC Diesel 16V Engine	DAV = Continuously Variable Transaxle II
			ECN = 2.0L 4 Cyl DOHC 16V Dual VVT Engine	DAW = Cont.Var. w/Off-Rd Crawl Ratio Trans

Radio
Figure 8-2205

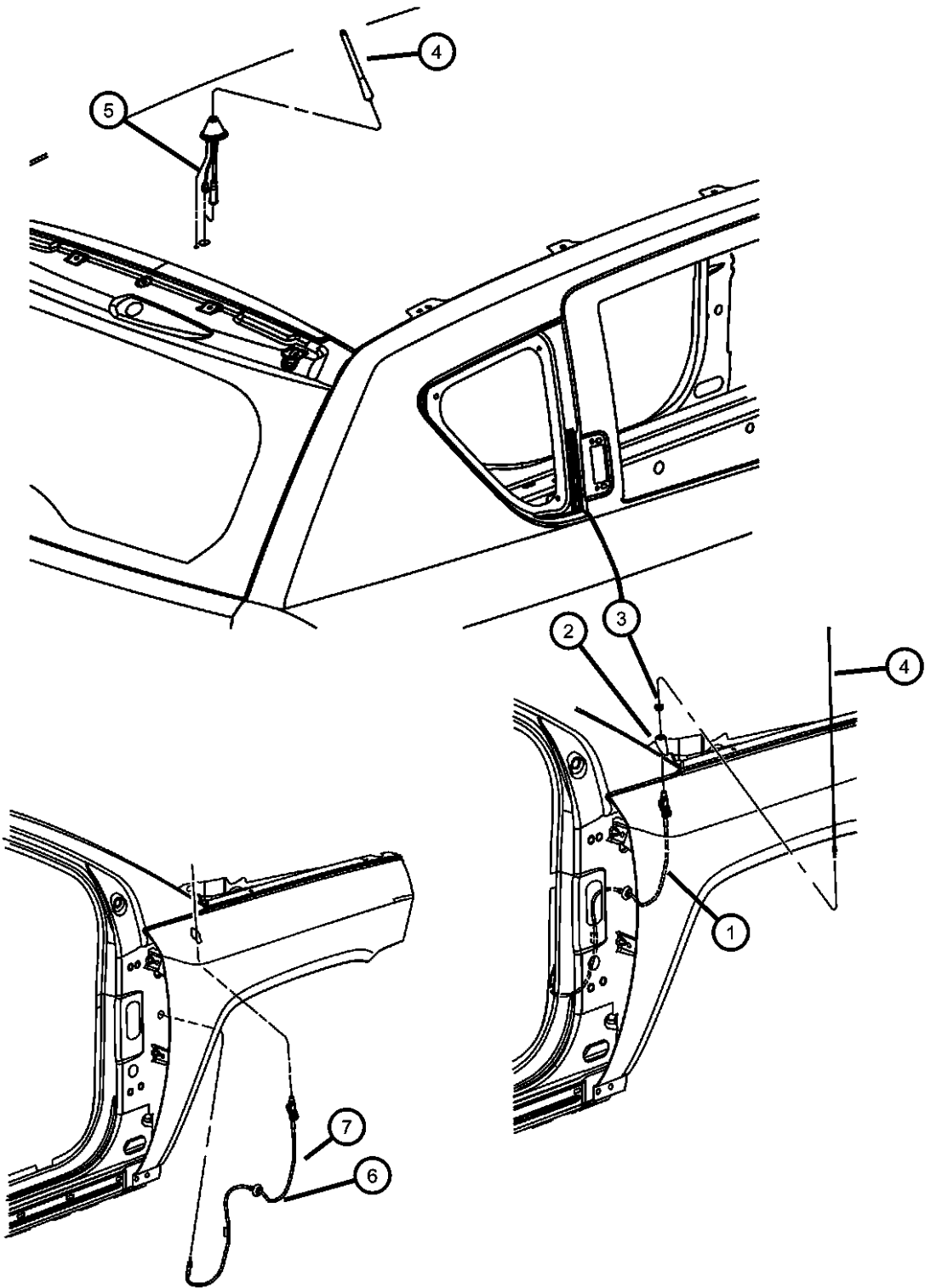


ITEM	PART NUMBER	QTY	LINE	SERIES	BODY	ENGINE	TRANS	TRIM	DESCRIPTION
1	05091509AG	1	J, T, U		49, 74				RADIO, AM/FM with CD and Equalizer, [REG]
2	05091523AM	1	J, T, U		49, 74				RADIO, AM/FM/Cassette With CD, [RAK]
3	05064191AE	1	J, T, U		49, 74				RADIO, AM/FM CD W/NAV/DVD & CD-CTRL, [REJ]
4	05064362AA	1	J, T, U		49, 74				RADIO, AM/FM with CD and Equalizer, [RAR]
5									RADIO, AM/FM with CD [REF]
	05064171AK	1	J, T, U		49				[REF]
		1	J, T, U		74				[REF]
6	05091175AB	1	J, T, U		49, 74				RADIO, AM/FM with CD and Equalizer, [RAQ]
7	05091522AD	1	J, T, U		49, 74				RADIO, AM/FM CD W/NAV/DVD & CD-CTRL, [REE]
8	56038650AE	1	J, T, U		49				COMPACT DISC, Navigation, Europe Only
9	05064184AD	1	J, T, U		49, 74				RADIO, AM/FM CD W/NAV/DVD & CD-CTRL, [REC]
10	05291823AB	1							BRACKET, Radio, With [REJ]

COMPASS/PATRIOT (MK)		BODY		ENGINE	TRANSMISSION
SERIES	LINE				
H = HIGHLINE	T = JEEP - 2WD	49 = HATCHBACK TYPE #2		ECE = 2.0L 4 Cyl DOHC DPF Diesel Engine	DEF = 6-Speed Manual Aisin BG6 Trans
L = LOWLINE	J = JEEP - 4WD	74 = SPORT UTILITY 4-DR TYPE #4		ED3 = 2.4L 4 Cyl DOHC 16V Dual VVT Engine	DD7 = 5-Speed Manual T355 Transmission
P = PREMIUM	U = JEEP - 4WD (RHD)			ECD = 2.0L 4 Cyl DOHC Diesel 16V Engine	DAV = Continuously Variable Transaxle II
				ECN = 2.0L 4 Cyl DOHC 16V Dual VVT Engine	DAW = Cont.Var. w/Off-Rd Crawl Ratio Trans

AR = use ase required - = Non illustrated part

Antenna
Figure 8-2210



ITEM	PART NUMBER	QTY	LINE	SERIES	BODY	ENGINE	TRANS	TRIM	DESCRIPTION
1	04671904AD	1	J, T, U		49				BASE, Antenna
	05064279AB	1	J, T, U		74				
2	04672390AB	1	J, T, U		49				ADAPTER, Antenna
	05064280AB	1	J, T, U		74				
3	56007570	1	J, T, U		49				NUT, Antenna Base
		1	J, T, U		74				
4	04671906AA	1	J, T, U		49				MAST, Antenna [RDB] [RDB] [RDD] [RDD]
		1	J, T, U		74				
	56043311AB	1	J, T		49				
		1	J, T		74				
5	04671904AD	1	J, T, U		49				BASE, Antenna [RDB] [RDB] [RDD] [RDD]
		1	J, T, U		74				
	04672389AC	1	J, T, U		49				
	05064279AB	1	J, T, U		74				
6	04672302AD	1	J, T, U		49				CABLE, Antenna Extension [RDD] [RDD] [RDB] [RDB]
		1	J, T, U		74				
	04672396AD	1	J, T, U		49				
		1	J, T, U		74				
7	05064282AB	1	J, T		49				CABLE, Antenna [RDD] [RDD]
		1	J, T		74				

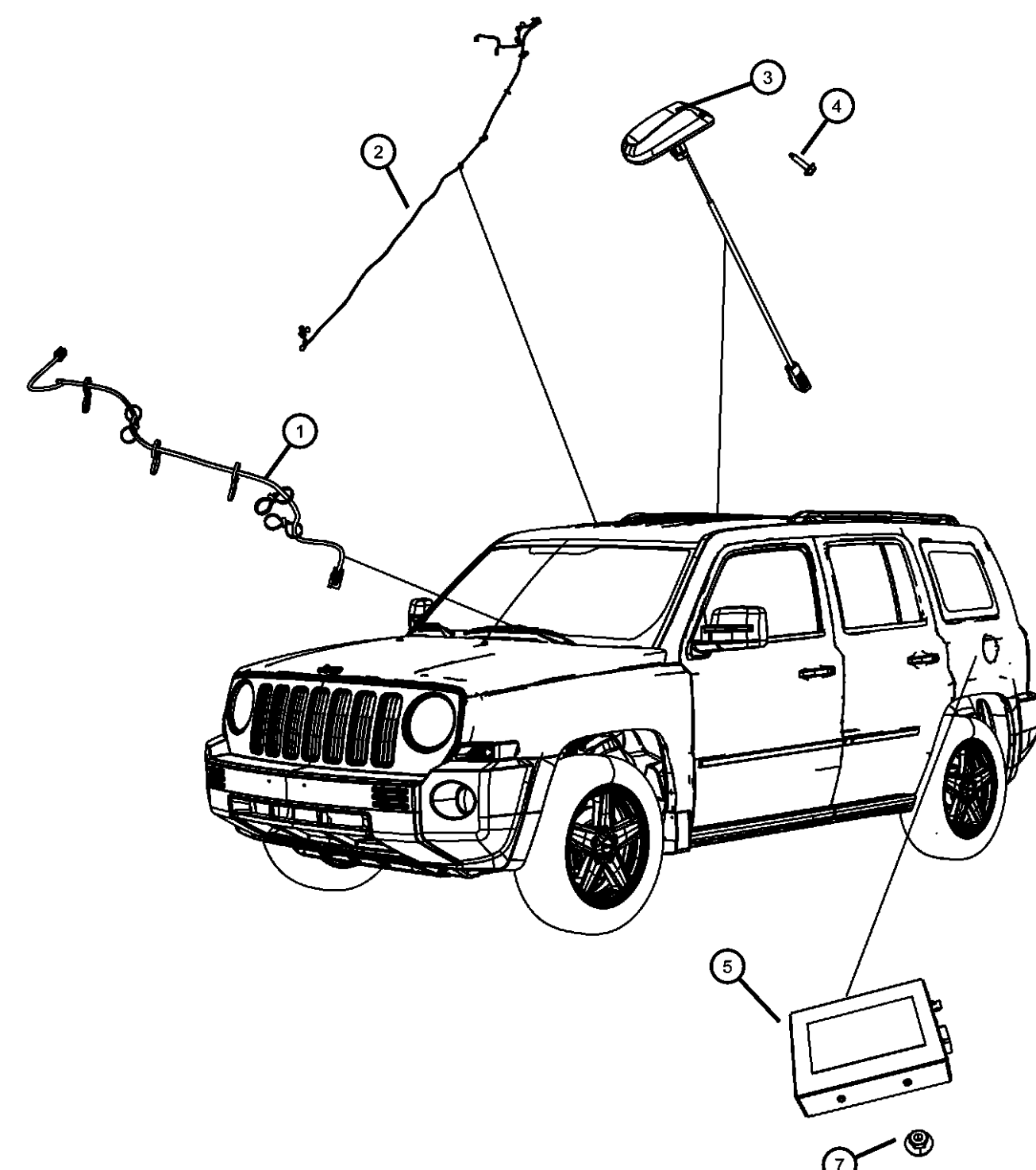
COMPASS/PATRIOT (MK)

SERIES	LINE	BODY	ENGINE	TRANSMISSION
H = HIGHLINE	T = JEEP - 2WD	49 = HATCHBACK TYPE #2	ECE = 2.0L 4 Cyl DOHC DPF Diesel Engine	DEF = 6-Speed Manual Aisin BG6 Trans
L = LOWLINE	J = JEEP - 4WD	74 = SPORT UTILITY 4-DR TYPE #4	ED3 = 2.4L 4 Cyl DOHC 16V Dual VVT Engine	DD7 = 5-Speed Manual T355 Transmission
P = PREMIUM	U = JEEP - 4WD (RHD)		ECD = 2.0L 4 Cyl DOHC Diesel 16V Engine	DAV = Continuously Variable Transaxle II
			ECN = 2.0L 4 Cyl DOHC 16V Dual VVT Engine	DAW = Cont.Var. w/Off-Rd Crawl Ratio Trans

AR = use ase required - = Non illustrated part

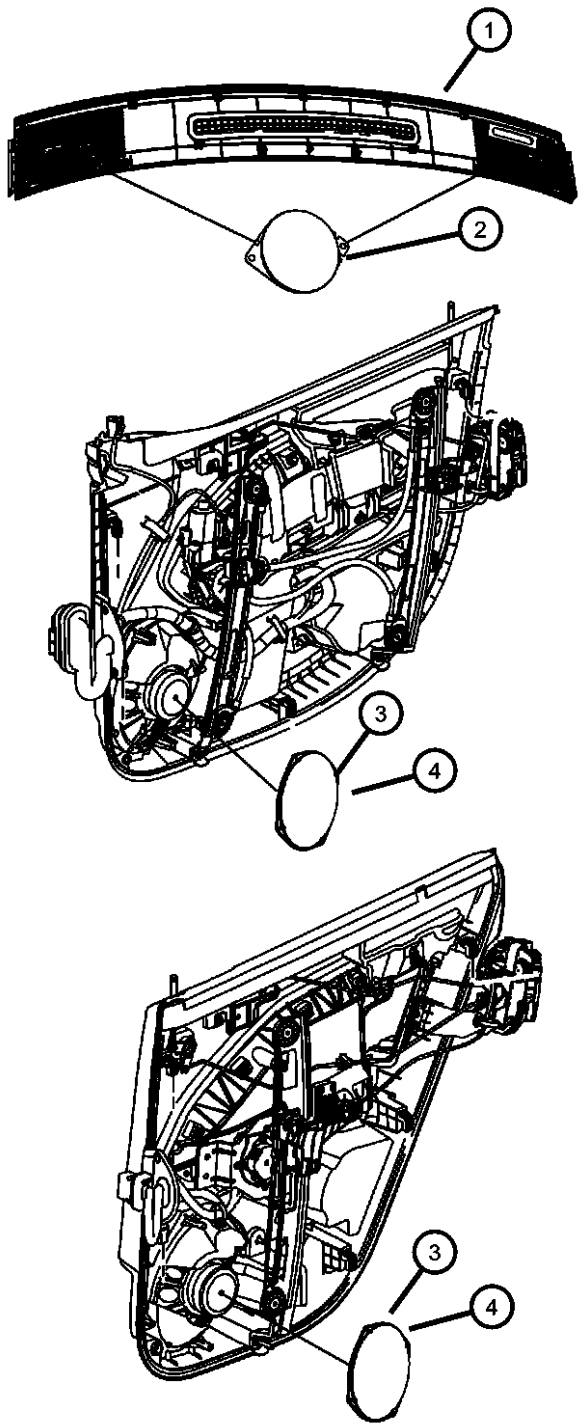
2008 MK

Satellite Radio System
Figure 8-2215

	ITEM	PART NUMBER	QTY	LINE	SERIES	BODY	ENGINE	TRANS	TRIM	DESCRIPTION	
	1									WIRING, Radio	
		04795761AC	1	J, T, U		49				Satellite radio instrument panel	
			1	J, T, U		74				Satellite radio instrument panel	
	2									WIRING, Radio	
		04795760AF	1	J, T, U		49				Satellite radio body	
			1	J, T, U		74				Satellite radio body	
	3									ANTENNA, Satellite	
		05150048AB	1	J, T, U		49					
			1	J, T, U		74					
	4									SCREW, Tapping Hex Head, M4.2X1.70X20.00	
		06101946	2	J, T, U		49					
			2	J, T, U		74					
	5	68015147AE	1								RECEIVER, Satellite
	-6										BRACKET, Satellite Receiver
		68032962AA	1	J, T, U		49					
			1	J, T, U		74					
	7										NUT, Retainer, M6 x 1.00
		06501730	3	J, T, U		49					
			3	J, T, U		74					
<div><div>COMPASS/PATRIOT (MK)</div><div><div>SERIES</div><div>LINE</div></div><div><div>H = HIGHLINE</div><div>L = LOWLINE</div><div>P = PREMIUM</div></div><div><div>T = JEEP - 2WD</div><div>J = JEEP - 4WD</div><div>U = JEEP - 4WD (RHD)</div></div></div> <div><div>BODY</div><div>49 = HATCHBACK TYPE #2</div><div>74 = SPORT UTILITY 4-DR TYPE #4</div></div> <div><div>ENGINE</div><div>ECE = 2.0L 4 Cyl DOHC DPF Diesel Engine</div><div>ED3 = 2.4L 4 Cyl DOHC 16V Dual VVT Engine</div><div>ECD = 2.0L 4 Cyl DOHC Diesel 16V Engine</div><div>ECN = 2.0L 4 Cyl DOHC 16V Dual VVT Engine</div></div> <div><div>TRANSMISSION</div><div>DEF = 6-Speed Manual Aisin BG6 Trans</div><div>DD7 = 5-Speed Manual T355 Transmission</div><div>DAV = Continuously Variable Transaxle II</div><div>DAW = Cont.Var. w/Off-Rd Crawl Ratio Trans</div></div>											

AR = use ase required - = Non illustrated part

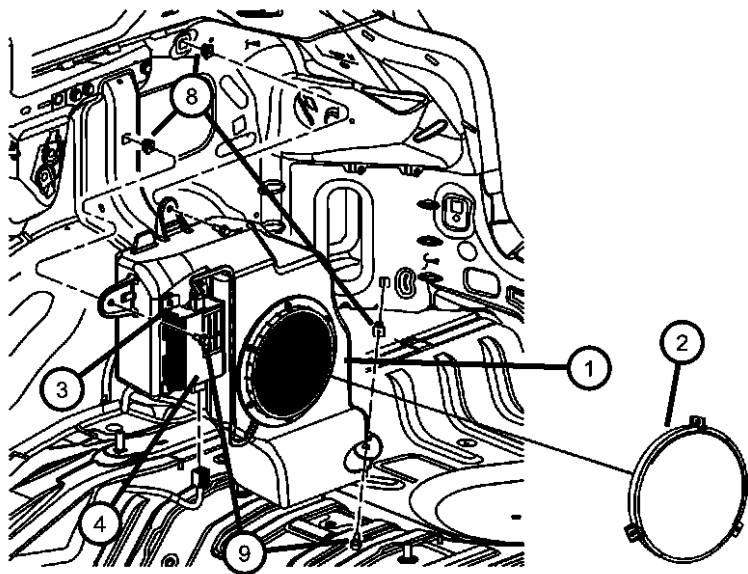

Speakers and Amplifiers
Figure 8-2220



ITEM	PART NUMBER	QTY	LINE	SERIES	BODY	ENGINE	TRANS	TRIM	DESCRIPTION
1	1AV82DK7AA	1	J, T, U		74				COVER, Instrument Panel
	1AV82XDVAA	1			74				[KA] [DA]
2	05059068AB	2	J, T, U		49				SPEAKER, Instrument Panel
		2	J, T, U		74				
3	05059063AC	1	J, T		74				SPEAKER, 6"X9"
		1	U		74				
		1	U		49				
		1	J, T		49				
4	05059063AC	1	J, T		74				SPEAKER, 6"X9"
		1	U		74				
		1	U		49				
		1	J, T		49				

COMPASS/PATRIOT (MK)		BODY	ENGINE	TRANSMISSION
SERIES	LINE			
H = HIGHLINE	T = JEEP - 2WD	49 = HATCHBACK TYPE #2	ECE = 2.0L 4 Cyl DOHC DPF Diesel Engine	DEF = 6-Speed Manual Aisin BG6 Trans
L = LOWLINE	J = JEEP - 4WD	74 = SPORT UTILITY 4-DR TYPE #4	ED3 = 2.4L 4 Cyl DOHC 16V Dual VVT Engine	DD7 = 5-Speed Manual T355 Transmission
P = PREMIUM	U = JEEP - 4WD (RHD)		ECD = 2.0L 4 Cyl DOHC Diesel 16V Engine	DAV = Continuously Variable Transaxle II
			ECN = 2.0L 4 Cyl DOHC 16V Dual VVT Engine	DAW = Cont.Var. w/Off-Rd Crawl Ratio Trans

Subwoofer and Amplifier
Figure 8-2221

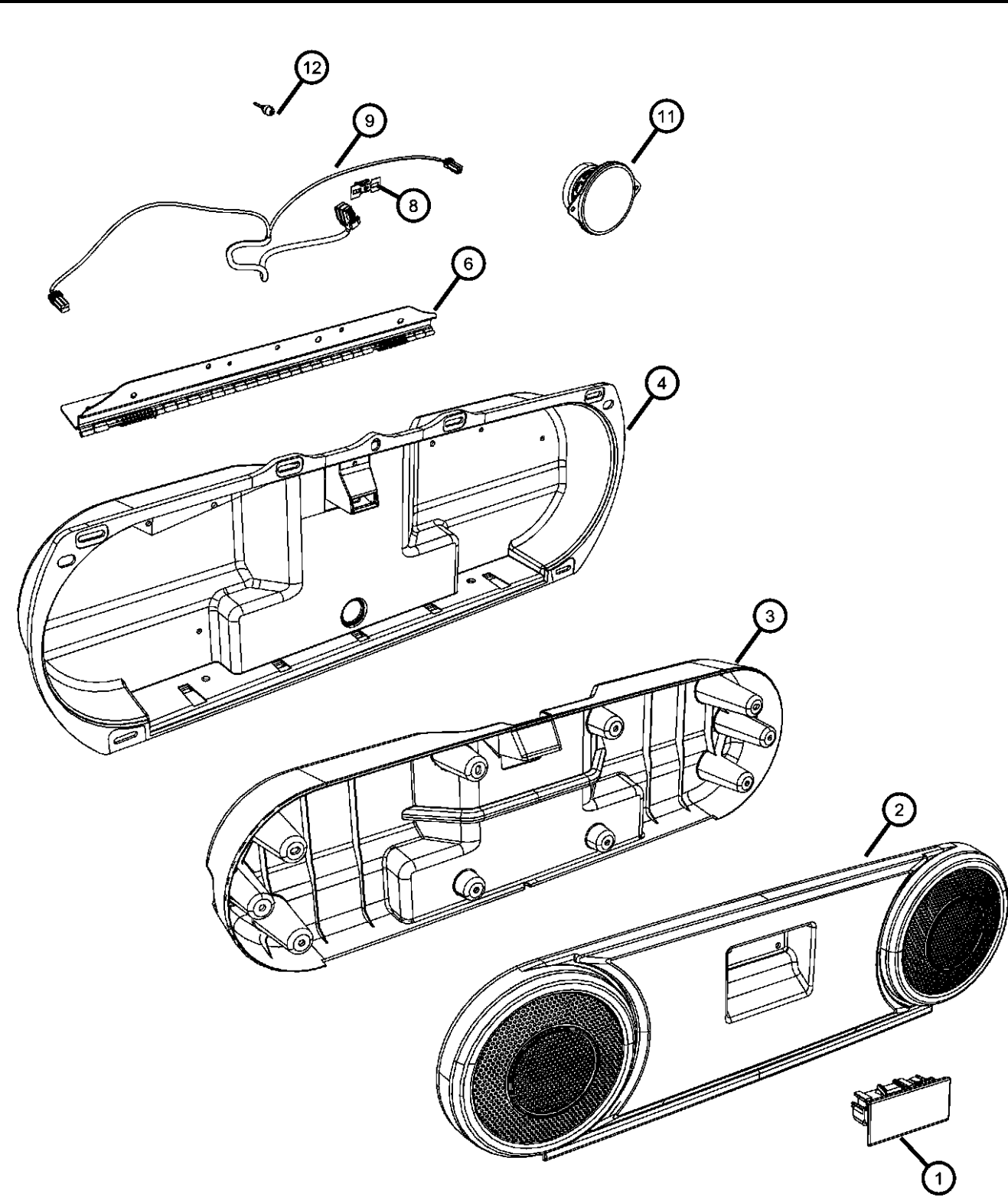


ITEM	PART NUMBER	QTY	LINE	SERIES	BODY	ENGINE	TRANS	TRIM	DESCRIPTION
1	68001775AA	1	J, T, U		49				ENCLOSURE, Speaker
		1	J, T, U		74				
2	68002196AA	1	J, T, U		49				AMPLIFIER
		1	J, T, U		74				
3	06104368AA	1	J, T, U		49, 74				BOLT AND WASHER, Hex Head, M6X1.00X25.00
4	06104368AA	1							SPEAKER, Sub Woofer, Serviced in enclosure, (NOT SERVICED)
5	05064118AJ	1	J, T, U		49				AMPLIFIER, Audio
		1	J, T, U		74				
6	05175457AB	1	J, T, U		49				BRACKET, Amplifier
		1	J, T, U		74				
7	06501730	3	J, T, U		49				NUT, Retainer, M6 x 1.00
		3	J, T, U		74				
8	06506955AA	1	J, T, U		49				NUT, Snap In
		1	J, T, U		74				
9	06104368AA	1	J, T, U		49				BOLT AND WASHER, Hex Head, M6X1.00X25.00
		1	J, T, U		74				

COMPASS/PATRIOT (MK)					
SERIES	LINE	BODY	ENGINE	TRANSMISSION	
H = HIGHLINE	T = JEEP - 2WD	49 = HATCHBACK TYPE #2	ECE = 2.0L 4 Cyl DOHC DPF Diesel Engine	DEF = 6-Speed Manual Aisin BG6 Trans	
L = LOWLINE	J = JEEP - 4WD	74 = SPORT UTILITY 4-DR TYPE #4	ED3 = 2.4L 4 Cyl DOHC 16V Dual VVT Engine	DD7 = 5-Speed Manual T355 Transmission	
P = PREMIUM	U = JEEP - 4WD (RHD)		ECD = 2.0L 4 Cyl DOHC Diesel 16V Engine	DAV = Continuously Variable Transaxle II	
			ECN = 2.0L 4 Cyl DOHC 16V Dual VVT Engine	DAW = Cont.Var. w/Off-Rd Crawl Ratio Trans	

AR = use ase required - = Non illustrated part

Liftgate Speaker System
Figure 8-2222



ITEM	PART NUMBER	QTY	LINE	SERIES	BODY	ENGINE	TRANS	TRIM	DESCRIPTION
1									HANDLE
	1DK62DKAAC	1	J, T, U		49				[KA]
		1	J, T, U		74				[KA]
	1DK62XDVAC	1	J, T, U		74				[DV]
2									PANEL, Speaker
	1DR92BDAAA	1	J, T, U		49				[DV]
		1	J, T, U		74				[DV]
	1DR92DKAAA	1	J, T, U		49				[KA]
		1	J, T, U		74				[KA]
3									PANEL, Speaker
	1DR93BDAAA	1	J, T, U		49				[DV]
		1	J, T, U		74				[DV]
	1DR93DKAAA	1	J, T, U		49				[KA]
		1	J, T, U		74				[KA]
4									PANEL, Speaker
	1DR91DKAAB	1	J, T, U		49				[KA]
		1	J, T, U		74				[KA]
	1DR91XDVAB	1	J, T, U		49				[DV]
		1	J, T, U		74				[DV]
-5									SCREW
	05183413AA	3	J, T, U		49				
		3	J, T, U		74				
6									HINGE
	05183428AA	1	J, T, U		49				
		1	J, T, U		74				
-7									SCREW
	05183414AA	10	J, T, U		49				
		10	J, T, U		74				
8									CLIP, Z-Axis
	05183416AA	4	J, T, U		49				
		4	J, T, U		74				
9									WIRING, Speaker
	05183417AA	1	J, T, U		49				

COMPASS/PATRIOT (MK)		BODY		ENGINE	TRANSMISSION
SERIES	LINE				
H = HIGHLINE	T = JEEP - 2WD	49 = HATCHBACK TYPE #2		ECE = 2.0L 4 Cyl DOHC DPF Diesel Engine	DEF = 6-Speed Manual Aisin BG6 Trans
L = LOWLINE	J = JEEP - 4WD	74 = SPORT UTILITY 4-DR TYPE #4		ED3 = 2.4L 4 Cyl DOHC 16V Dual VVT Engine	DD7 = 5-Speed Manual T355 Transmission
P = PREMIUM	U = JEEP - 4WD (RHD)			ECD = 2.0L 4 Cyl DOHC Diesel 16V Engine	DAV = Continuously Variable Transaxle II
				ECN = 2.0L 4 Cyl DOHC 16V Dual VVT Engine	DAW = Cont.Var. w/Off-Rd Crawl Ratio Trans

Liftgate Speaker System
Figure 8-2222

ITEM	PART NUMBER	QTY	LINE	SERIES	BODY	ENGINE	TRANS	TRIM	DESCRIPTION
-10	05183415AA	1	J, T, U		74				SCREW
		4	J, T, U		49				
		4	J, T, U		74				
11	05059068AB	2	J, T, U		49				SPEAKER, Instrument Panel
		2	J, T, U		74				
12	55055900AA	1	J, T, U		49				BUMPER, Liftgate
		1	J, T, U		74				

COMPASS/PATRIOT (MK)
SERIES LINE
H = HIGHLINE T = JEEP - 2WD
L = LOWLINE J = JEEP - 4WD
P = PREMIUM U = JEEP - 4WD (RHD)

BODY
49 = HATCHBACK TYPE #2
74 = SPORT UTILITY 4-DR TYPE #4

ENGINE
ECE = 2.0L 4 Cyl DOHC DPF Diesel Engine
ED3 = 2.4L 4 Cyl DOHC 16V Dual VVT Engine
ECD = 2.0L 4 Cyl DOHC Diesel 16V Engine
ECN = 2.0L 4 Cyl DOHC 16V Dual VVT Engine

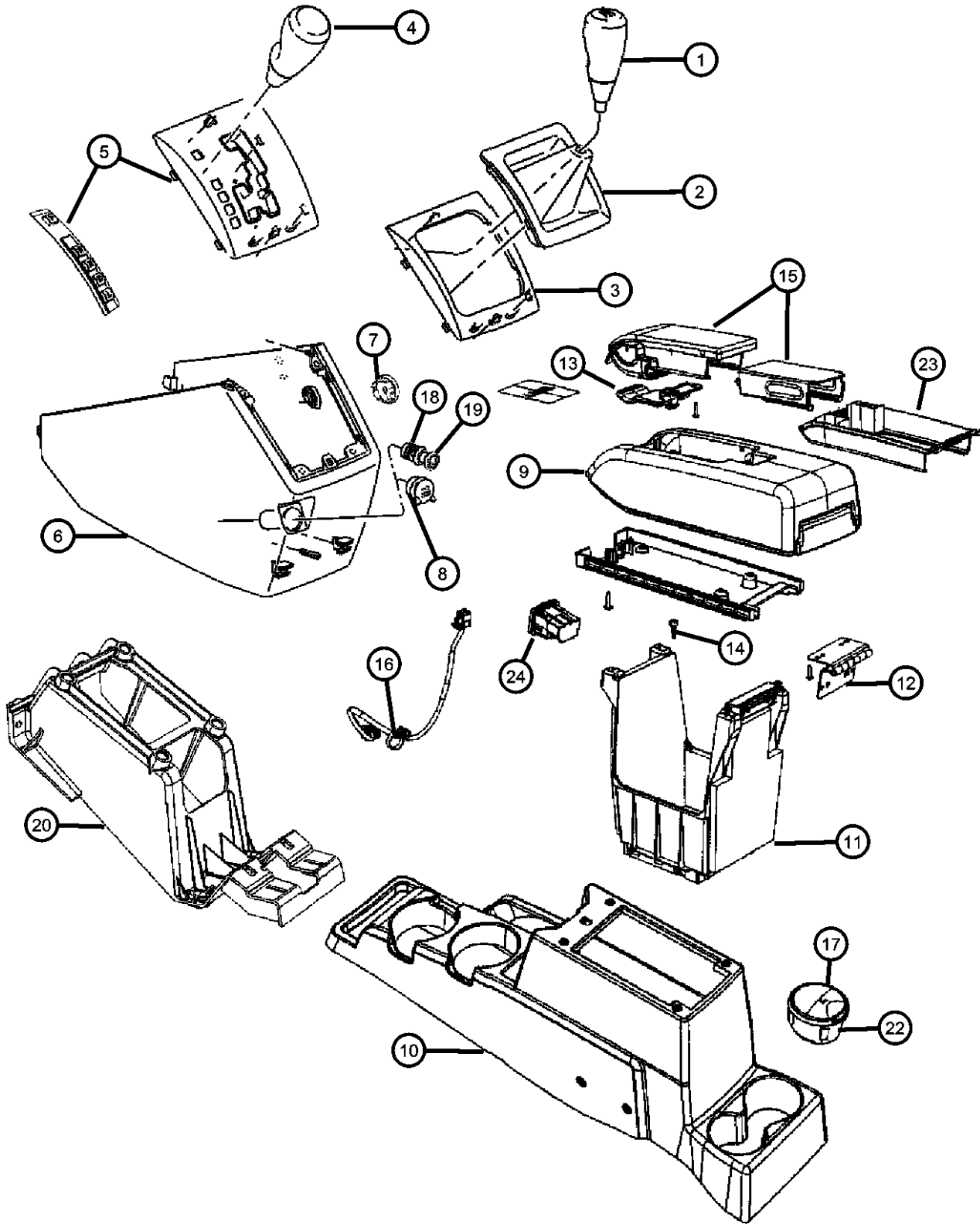
TRANSMISSION
DEF = 6-Speed Manual Aisin BG6 Trans
DD7 = 5-Speed Manual T355 Transmission
DAV = Continuously Variable Transaxle II
DAW = Cont.Var. w/Off-Rd Crawl Ratio Trans

AR = use ase required - = Non illustrated part

<< RETURN TO GROUP INDEX

2008 MK

Floor Console Front
Figure 8-2305



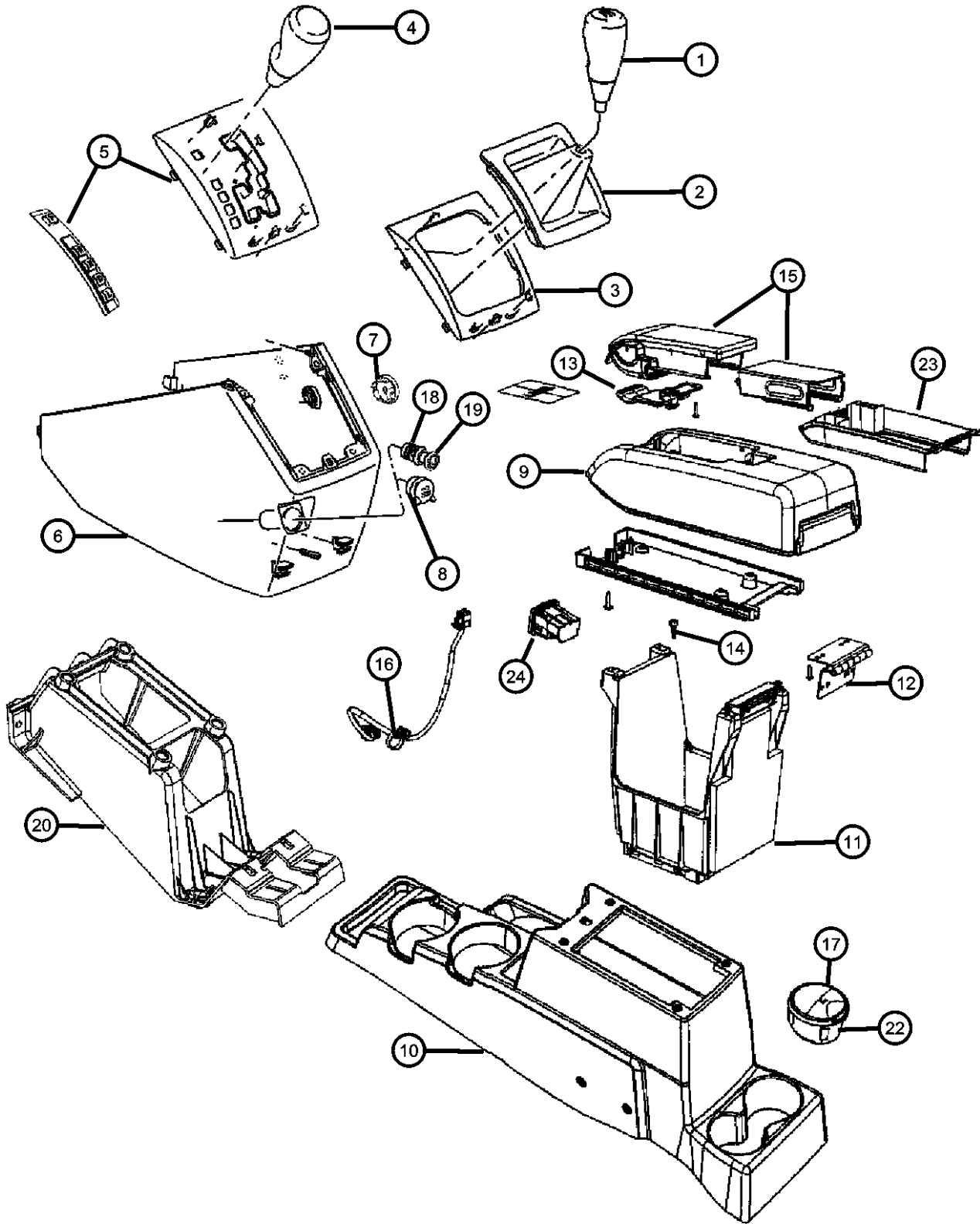
ITEM	PART NUMBER	QTY	LINE	SERIES	BODY	ENGINE	TRANS	TRIM	DESCRIPTION
------	-------------	-----	------	--------	------	--------	-------	------	-------------

NOTES: Sales Codes:
[DAV] = Continuously Variable Transaxle
[DAW] = Continuously Variable off-Road Ratio
[DD7] = 5 Speed Manual T355 Transmission
[DEF] = 6 Speed Manual AISIN BG6 Tranmission
[DHD] = Autostick

1	05273342AB	1	J, T, U		49		DD7		KNOB, Gearshift
		1	J, T, U		74		DD7		
	05273462AB	1	J, T, U		49		DEF		
		1	J, T, U		74		DEF		
2	05105708AB	1	J, T, U		49		DEF		BOOT, Gearshift
		1	J, T, U		74		DEF		
	05273434AC	1	J, T, U		49		DD7		
		1	J, T, U		74		DD7		
3	0YZ99DSFAB	1	J, T, U		49				BEZEL, Console Shifter
		1	J, T, U		49				
	0YZ99XZ2AB	1	J, T, U		74				
		1	J, T, U		74				
4	05273370AB	1	J, T, U		49		DAV, DAW		KNOB, Gearshift
		1	J, T, U		74		DAV, DAW		
5	0ZH70DX9AB	1	J, T, U		49		DAV		BEZEL, Console PRNDL
		1	J, T, U		49		DAV		
	1AW70DX9AB	1	J, T, U		49		DAV		
		1	J, T, U		49		DAV		
		1	J, T, U		74		DAV		
		1	J, T, U		74		DAV		
	1FX88DX9AA	1	J, T, U		49		DAW		
		1	J, T, U		74		DAW		
6									HOUSING, Console

COMPASS/PATRIOT (MK)		BODY	ENGINE	TRANSMISSION
SERIES	LINE			
H = HIGHLINE	T = JEEP - 2WD	49 = HATCHBACK TYPE #2	ECE = 2.0L 4 Cyl DOHC DPF Diesel Engine	DEF = 6-Speed Manual Aisin BG6 Trans
L = LOWLINE	J = JEEP - 4WD	74 = SPORT UTILITY 4-DR TYPE #4	ED3 = 2.4L 4 Cyl DOHC 16V Dual VVT Engine	DD7 = 5-Speed Manual T355 Transmission
P = PREMIUM	U = JEEP - 4WD (RHD)		ECD = 2.0L 4 Cyl DOHC Diesel 16V Engine	DAV = Continuously Variable Transaxle II
			ECN = 2.0L 4 Cyl DOHC 16V Dual VVT Engine	DAW = Cont.Var. w/Off-Rd Crawl Ratio Trans

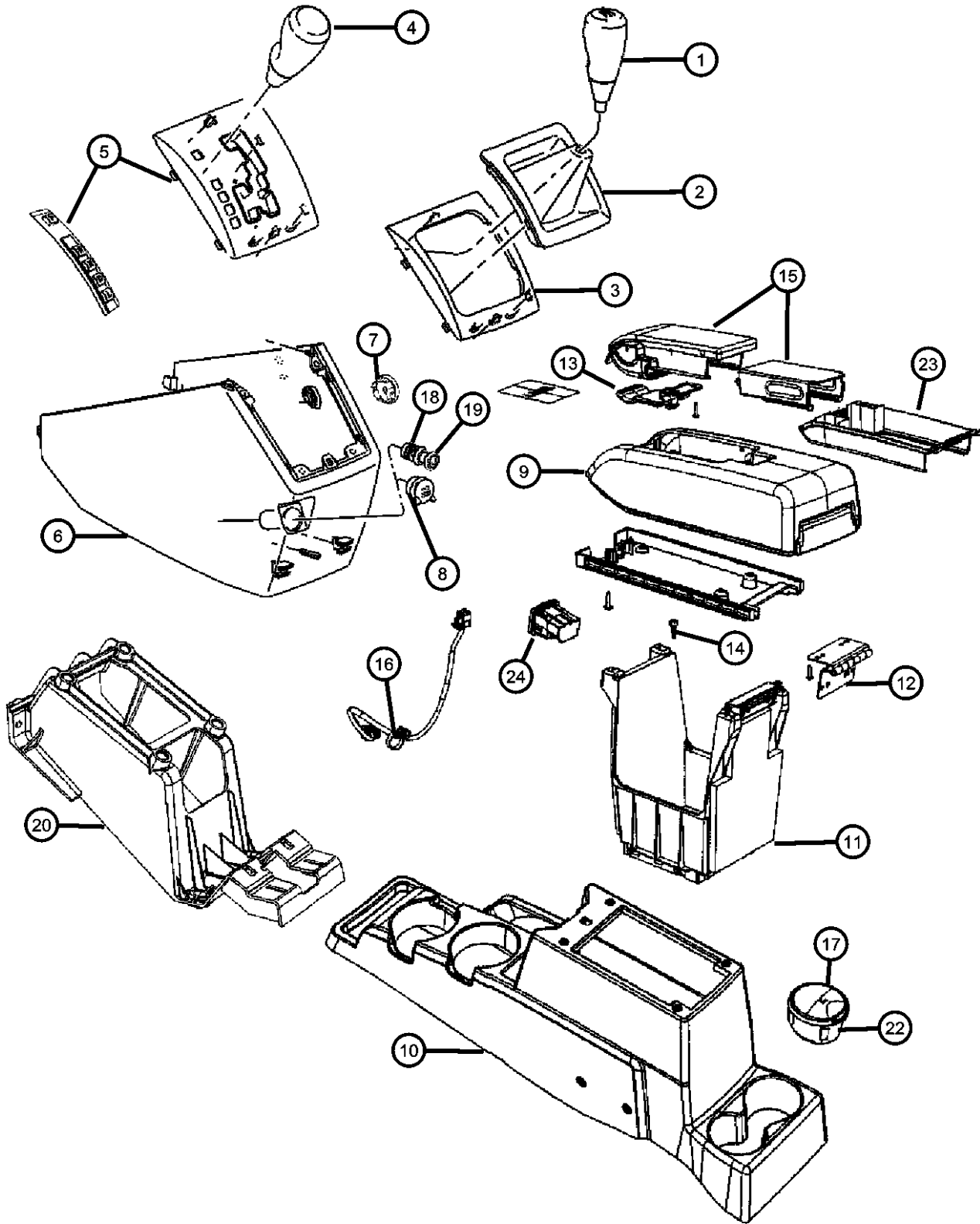
Floor Console Front
Figure 8-2305



ITEM	PART NUMBER	QTY	LINE	SERIES	BODY	ENGINE	TRANS	TRIM	DESCRIPTION
7	1BL89DK7AA	1	J, T, U		49				[KA]
		1	J, T, U		74				[KA]
	1BL89XDVAA	1	J, T, U		49				[DA]
		1	J, T, U		74				[DA]
8	1FW94DK7AA	1	J, T, U		49				PLUG, Console, Plastic
		1	J, T, U		74				[KA]
	1FW94XD-VAA	1	J, T, U		49				[DA]
		1	J, T, U		74				[DA]
9	04685591AD	1	J, T, U		49				CAP, Power Outlet
		1	J, T, U		74				
	1EE201DVAB	1	T		49, 74				ARMREST, Console
		1	J, U		49				[DA] Includes phone holder
10		1	J, U		74				[DA] Includes phone holder
	1EE201K7AB	1	T		49, 74				[DA] Includes phone holder
		1	J, U		49				[KA] Includes phone holder
		1	J, U		74				[KA] Includes phone holder
11	1FA041DVAB	1	T		49, 74				BASE, Floor Console
		1	J, U		49				[DA]
		1	J, U		74				[DA]
	1FA041K7AB	1	T		49, 74				[KA]
11		1	J, U		49				[KA]
		1	J, U		74				[KA]
	1FA05DX9AB	1	T		49, 74				BIN, Floor Console
		1	J, U		49				[DA]
		1	J, U		49				[KA]
11		1	J, U		74				[DA]
		1	J, U		74				[KA]

COMPASS/PATRIOT (MK)		BODY		ENGINE		TRANSMISSION	
SERIES	LINE						
H = HIGHLINE	T = JEEP - 2WD	49 = HATCHBACK TYPE #2		ECE = 2.0L 4 Cyl DOHC DPF Diesel Engine		DEF = 6-Speed Manual Aisin BG6 Trans	
L = LOWLINE	J = JEEP - 4WD	74 = SPORT UTILITY 4-DR TYPE #4		ED3 = 2.4L 4 Cyl DOHC 16V Dual VVT Engine		DD7 = 5-Speed Manual T355 Transmission	
P = PREMIUM	U = JEEP - 4WD (RHD)			ECD = 2.0L 4 Cyl DOHC Diesel 16V Engine		DAV = Continuously Variable Transaxle II	
				ECN = 2.0L 4 Cyl DOHC 16V Dual VVT Engine		DAW = Cont.Var. w/Off-Rd Crawl Ratio Trans	

Floor Console Front
Figure 8-2305

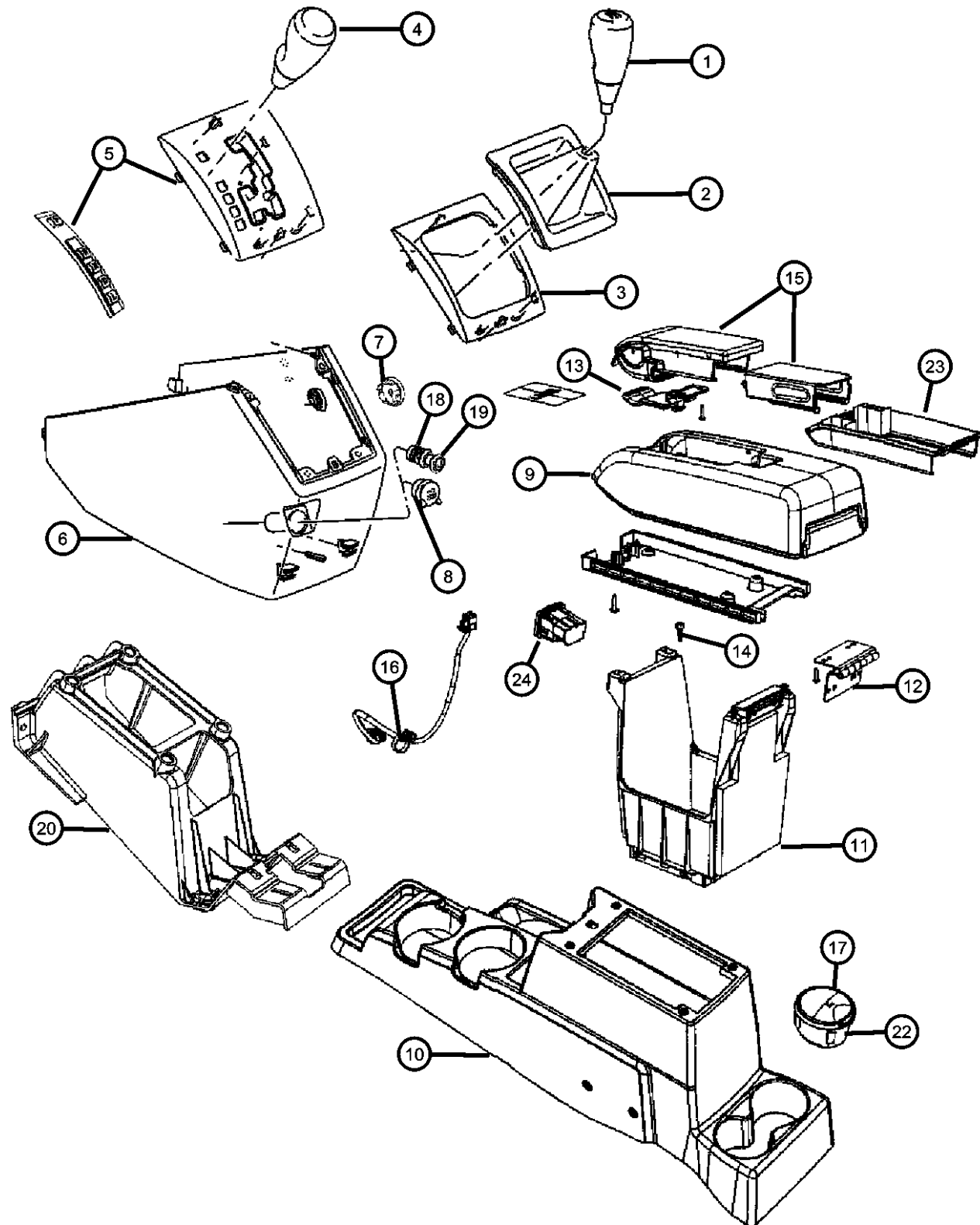


ITEM	PART NUMBER	QTY	LINE	SERIES	BODY	ENGINE	TRANS	TRIM	DESCRIPTION
12	68019160AA	1	T		49, 74				[KA] HINGE, Floor Console Lid
		1	T		49, 74				
		1	J, U		49				
		1	J, U		74				
13	1EE341DVAA	1	T		49, 74				LATCH, Armrest Lid [DV]
		1	J, U		49				[DV]
		1	J, U		74				[DV]
	1EE341K7AA	1	T		49, 74				[KA]
		1	J, U		49				[KA]
		1	J, U		74				[KA]
14	05189964AA	6	T		49, 74				BUMPER, Floor Console
		6	J, U		49				
		6	J, U		74				
15	1FA151DVAB	1	T		49, 74				SLIDE, Console [DA]
		1	J, U		49				[DA]
		1	J, U		74				[DA]
	1FA151K7AB	1	T		49, 74				[KA]
		1	J, U		49				[KA]
		1	J, U		74				[KA]
16	04795945AC	1	J, U		49				WIRING, Console
		1	J, U		74				
	05084099AC	1	T		49, 74				
17	04595833AB	1	J, T, U		49, 74				SMOKERS PACKAGE
18	04685590	1	J, T, U		49				BASE, Cigar Lighter
		1	J, T, U		74				
19	04685536	1	J, T, U		49, 74				KNOB AND ELEMENT, Cigar Lighter

COMPASS/PATRIOT (MK)		BODY		ENGINE	TRANSMISSION
SERIES	LINE				
H = HIGHLINE	T = JEEP - 2WD	49 = HATCHBACK TYPE #2		ECE = 2.0L 4 Cyl DOHC DPF Diesel Engine	DEF = 6-Speed Manual Aisin BG6 Trans
L = LOWLINE	J = JEEP - 4WD	74 = SPORT UTILITY 4-DR TYPE #4		ED3 = 2.4L 4 Cyl DOHC 16V Dual VVT Engine	DD7 = 5-Speed Manual T355 Transmission
P = PREMIUM	U = JEEP - 4WD (RHD)			ECD = 2.0L 4 Cyl DOHC Diesel 16V Engine	DAV = Continuously Variable Transaxle II
				ECN = 2.0L 4 Cyl DOHC 16V Dual VVT Engine	DAW = Cont.Var. w/Off-Rd Crawl Ratio Trans

AR = use ase required - = Non illustrated part

**Floor Console Front
Figure 8-2305**



ITEM	PART NUMBER	QTY	LINE	SERIES	BODY	ENGINE	TRANS	TRIM	DESCRIPTION
20	05291763AB	1	J, T, U		49		DD7, DEF		BRACKET, Gearshift
		1	J, T, U		74		DD7, DEF		
-21	04664360AA	1	J, T, U		49		DAV, DAW		BRACKET, Gearshift Cable
		1	J, T, U		74		DAV, DAW		
22	04595665AB	1	J, T, U		49, 74				ASH RECEIVER, Floor Console
23	1FA151DVAB	1	T		49, 74				SLIDE, Console
		1	J, U		49				[DA], Upper
		1	J, U		74				[DA], Upper
	1FA151K7AB	1	T		49, 74				[KA], Upper
		1	J, U		49				[KA], Upper
		1	J, U		74				[KA], Upper
	1FA161DVAA	1	T		49, 74				[DA], Lower
		1	J, U		49				[DA], Lower
		1	J, U		74				[DA], Lower
	1FA161K7AA	1	T		49, 74				[KA], Lower
		1	J, U		49				[KA], Lower
		1	J, U		74				[KA], Lower
24	04671955AB	1	T		49, 74				POWER OUTLET, Inverter
		1	J, U		49				
		1	J, U		74				
-25	1AG14DK7AA	1	T		49, 74				PLUG, Power Outlet
		1	J, U		49				[KA]
		1	J, U		74				[KA]
	1AG14XDVAA	1	T		49, 74				[DA]
		1	J, U		49				[DA]
		1	J, U		74				[DA]
-26		1							COIN BOX, Console, (NOT SERVICED),

COMPASS/PATRIOT (MK)

SERIES	LINE
H = HIGHLINE	T = JEEP - 2WD
L = LOWLINE	J = JEEP - 4WD
P = PREMIUM	U = JEEP - 4WD (RHD)

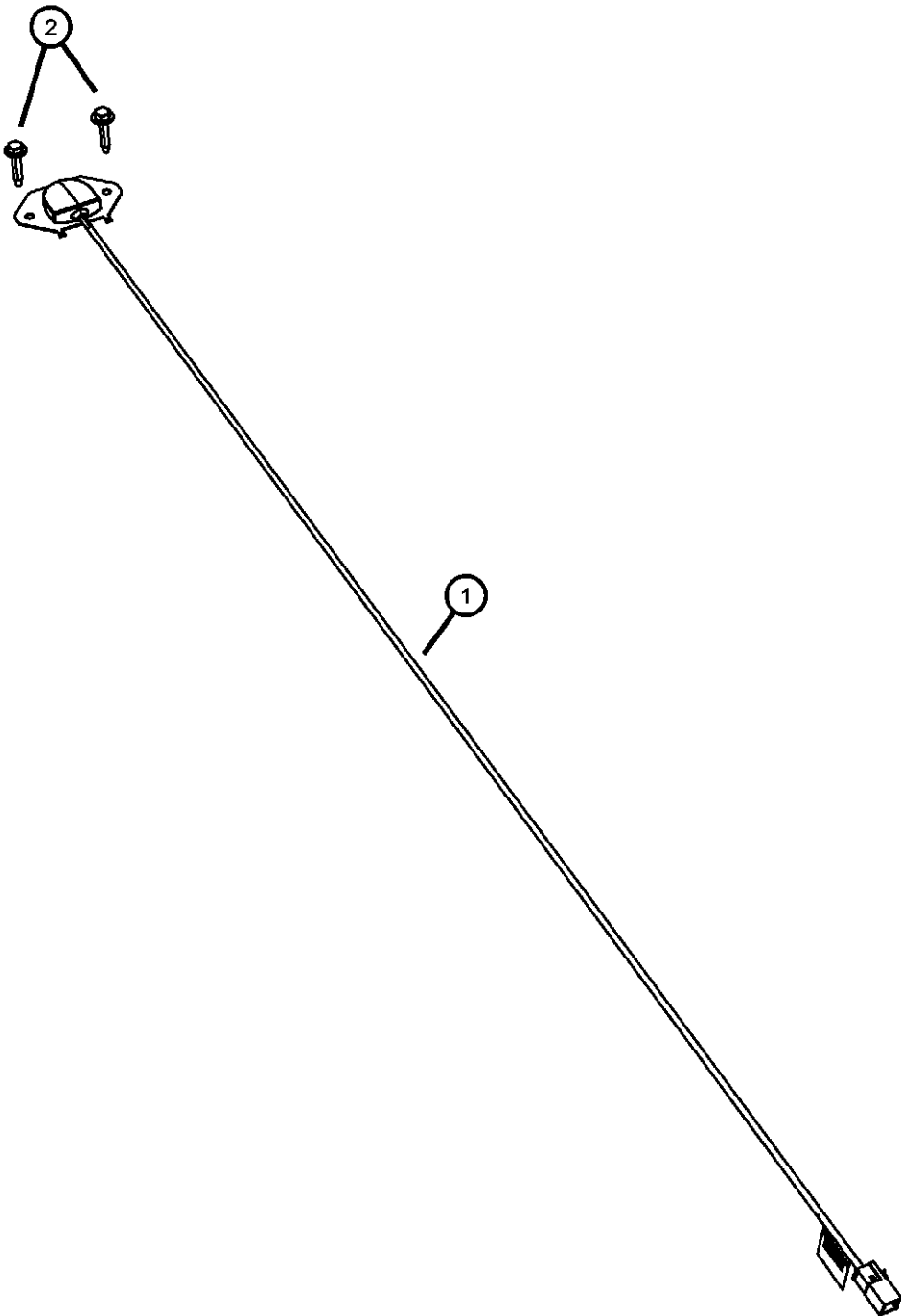
BODY
 49 = HATCHBACK TYPE #2
 74 = SPORT UTILITY 4-DR TYPE #4

ENGINE	TRANSMISSION
ECE = 2.0L 4 Cyl DOHC DPF Diesel Engine	DEF = 6-Speed Manual Aisin BG6 Trans
ED3 = 2.4L 4 Cyl DOHC 16V Dual VVT Engine	DD7 = 5-Speed Manual T355 Transmission
ECD = 2.0L 4 Cyl DOHC Diesel 16V Engine	DAV = Continuously Variable Transaxle II
ECN = 2.0L 4 Cyl DOHC 16V Dual VVT Engine	DAW = Cont.Var. w/Off-Rd Crawl Ratio Trans

AR = use ase required - = Non illustrated part

2008 MK

Antenna GPS
Figure 8-2410

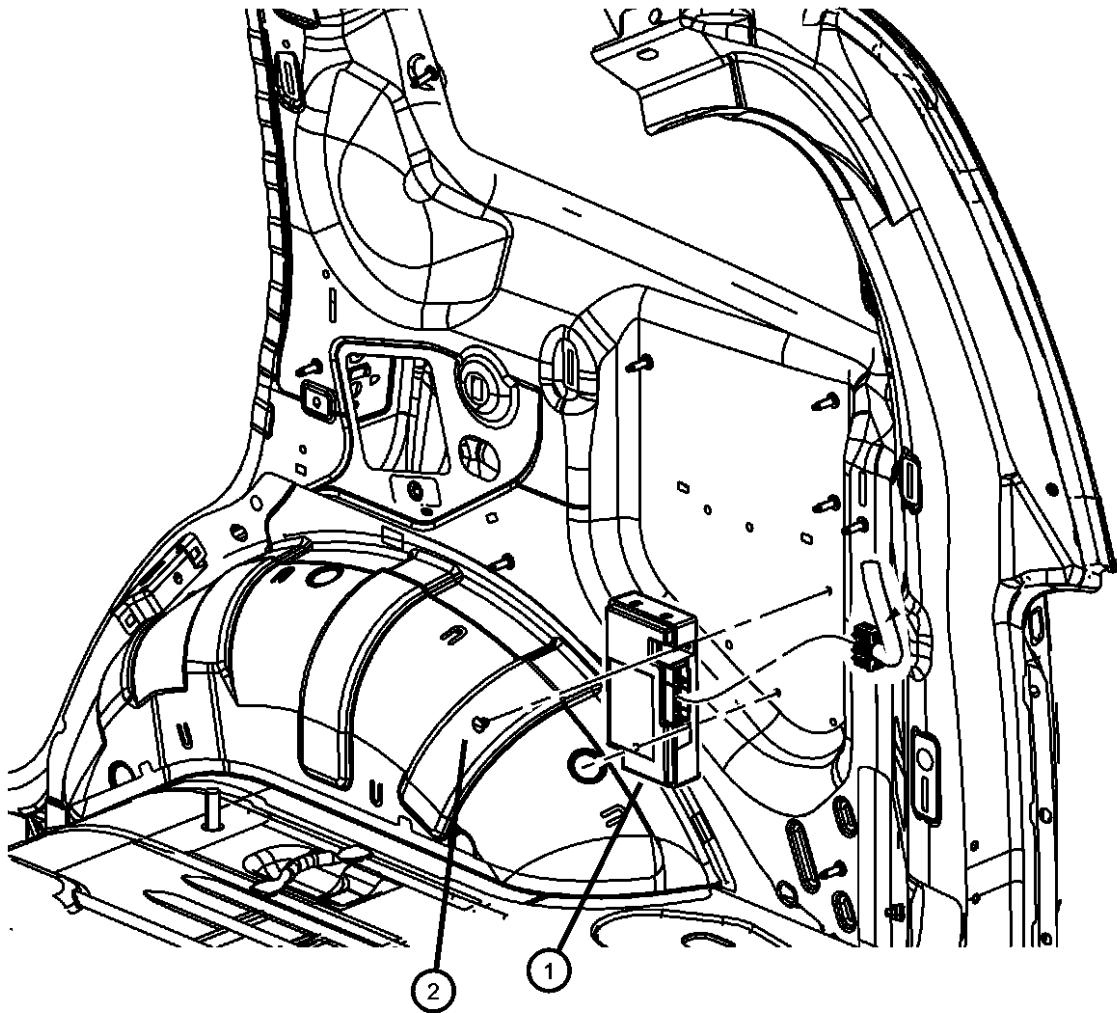


ITEM	PART NUMBER	QTY	LINE	SERIES	BODY	ENGINE	TRANS	TRIM	DESCRIPTION
1	56038630AC	1	J, T, U		49				ANTENNA, GPS
		1	J, T, U		74				
2	06101946	2	J, T, U		49				SCREW, Tapping Hex Head, M4.2X1.70X20.00
		2	J, T, U		74				

COMPASS/PATRIOT (MK)				
SERIES	LINE	BODY	ENGINE	TRANSMISSION
H = HIGHLINE	T = JEEP - 2WD	49 = HATCHBACK TYPE #2	ECE = 2.0L 4 Cyl DOHC DPF Diesel Engine	DEF = 6-Speed Manual Aisin BG6 Trans
L = LOWLINE	J = JEEP - 4WD	74 = SPORT UTILITY 4-DR TYPE #4	ED3 = 2.4L 4 Cyl DOHC 16V Dual VVT Engine	DD7 = 5-Speed Manual T355 Transmission
P = PREMIUM	U = JEEP - 4WD (RHD)		ECD = 2.0L 4 Cyl DOHC Diesel 16V Engine	DAV = Continuously Variable Transaxle II
			ECN = 2.0L 4 Cyl DOHC 16V Dual VVT Engine	DAW = Cont.Var. w/Off-Rd Crawl Ratio Trans

Telecommunications
Figure 8-2505

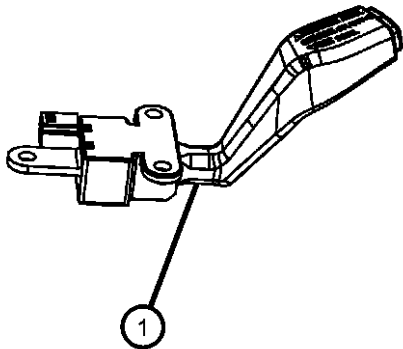
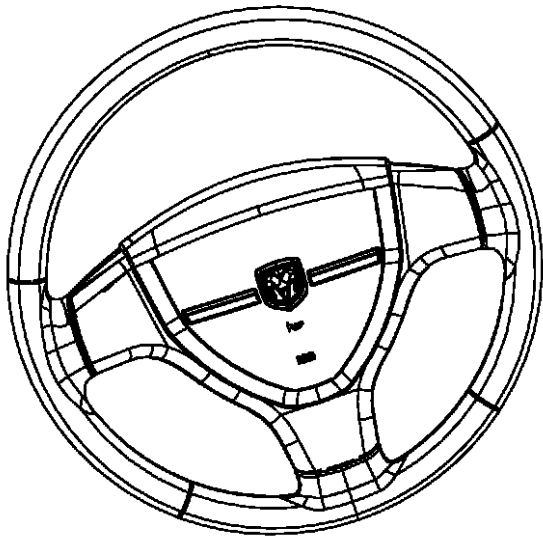
ITEM	PART NUMBER	QTY	LINE	SERIES	BODY	ENGINE	TRANS	TRIM	DESCRIPTION
1	05064560AB	1	J, T, U		49				MODULE, Telematics
		1	J, T, U		74				
2	06101946	2	J, T, U		49				SCREW, Tapping Hex Head, M4.2X1.70X20.00
		2	J, T, U		74				



COMPASS/PATRIOT (MK)				
SERIES	LINE	BODY	ENGINE	TRANSMISSION
H = HIGHLINE	T = JEEP - 2WD	49 = HATCHBACK TYPE #2	ECE = 2.0L 4 Cyl DOHC DPF Diesel Engine	DEF = 6-Speed Manual Aisin BG6 Trans
L = LOWLINE	J = JEEP - 4WD	74 = SPORT UTILITY 4-DR TYPE #4	ED3 = 2.4L 4 Cyl DOHC 16V Dual VVT Engine	DD7 = 5-Speed Manual T355 Transmission
P = PREMIUM	U = JEEP - 4WD (RHD)		ECD = 2.0L 4 Cyl DOHC Diesel 16V Engine	DAV = Continuously Variable Transaxle II
			ECN = 2.0L 4 Cyl DOHC 16V Dual VVT Engine	DAW = Cont.Var. w/Off-Rd Crawl Ratio Trans

Speed Control
Figure 8-2705

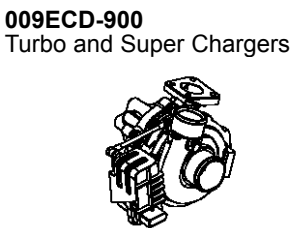

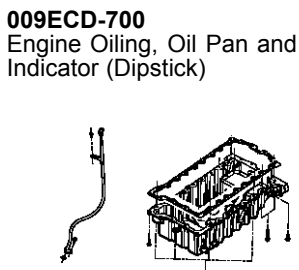
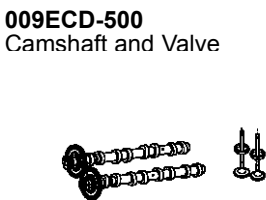
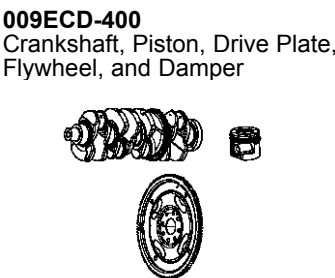

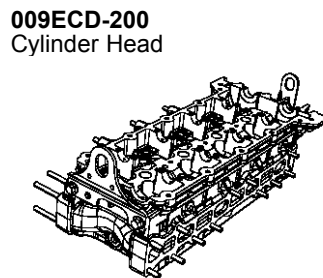
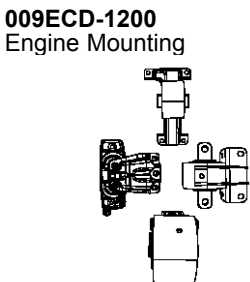
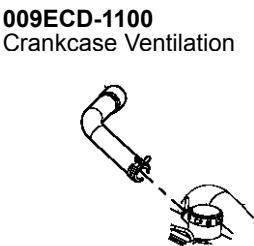
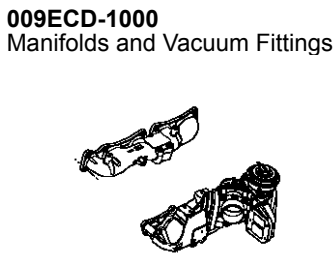
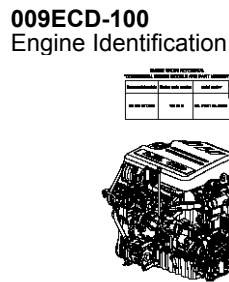
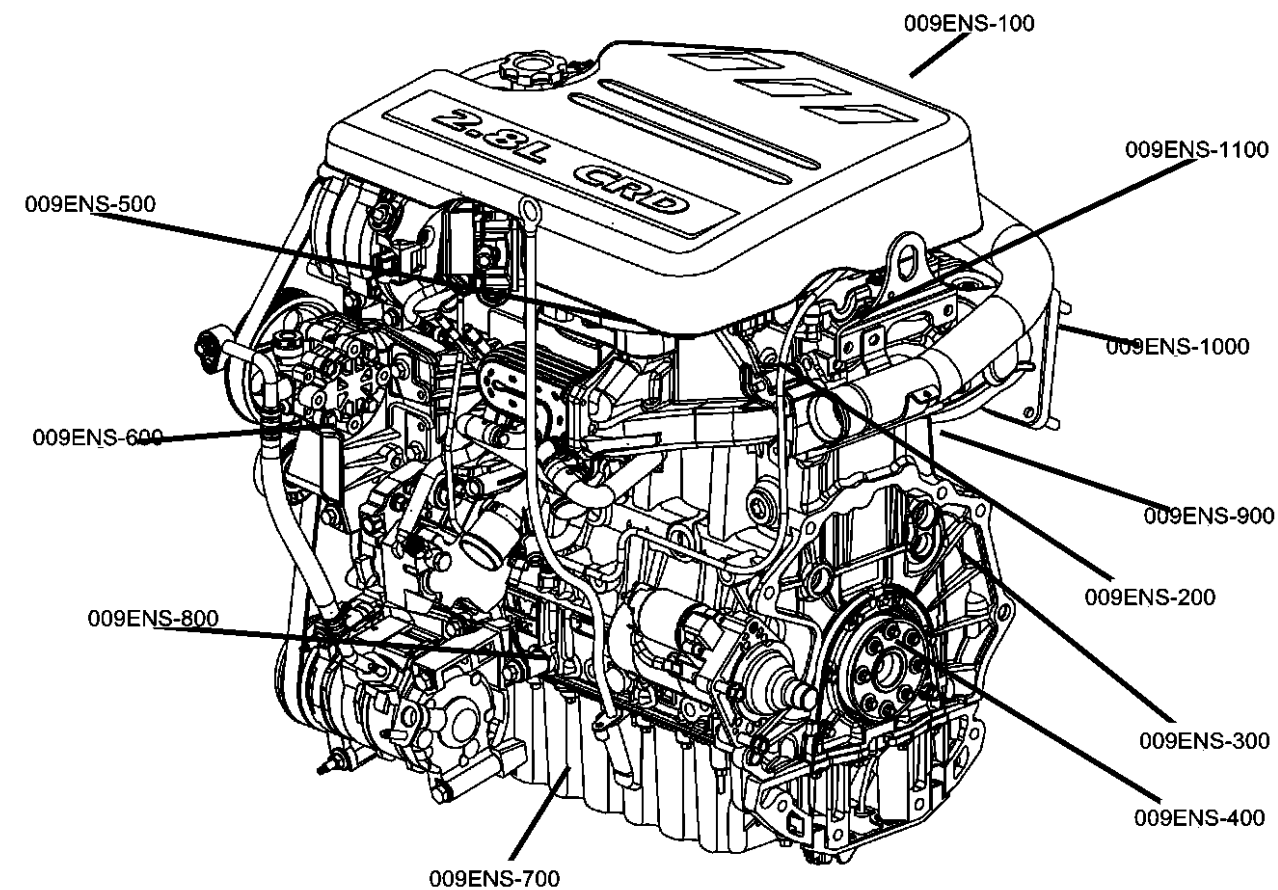
ITEM	PART NUMBER	QTY	LINE	SERIES	BODY	ENGINE	TRANS	TRIM	DESCRIPTION
1									SWITCH, Speed Control
	04671929AA	1	J, T, U		49				
		1	J, T, U		74				



COMPASS/PATRIOT (MK)				
SERIES	LINE	BODY	ENGINE	TRANSMISSION
H = HIGHLINE	T = JEEP - 2WD	49 = HATCHBACK TYPE #2	ECE = 2.0L 4 Cyl DOHC DPF Diesel Engine	DEF = 6-Speed Manual Aisin BG6 Trans
L = LOWLINE	J = JEEP - 4WD	74 = SPORT UTILITY 4-DR TYPE #4	ED3 = 2.4L 4 Cyl DOHC 16V Dual VVT Engine	DD7 = 5-Speed Manual T355 Transmission
P = PREMIUM	U = JEEP - 4WD (RHD)		ECD = 2.0L 4 Cyl DOHC Diesel 16V Engine	DAV = Continuously Variable Transaxle II
			ECN = 2.0L 4 Cyl DOHC 16V Dual VVT Engine	DAW = Cont.Var. w/Off-Rd Crawl Ratio Trans

Group - 009ECD

2.0L Turbo Diesel; Engine



Group - 009ECD 2.0L Turbo Diesel; Engine

Illustration Title Group-Fig. No.

Engine Identification

Engine Assembly And Identification 2.0L Diesel [ECD]Fig. 009ECD - 105
Engine Cover And Related Parts 2.0L Diesel [ECD]Fig. 009ECD - 125

Cylinder Head

Cylinder Head Cover 2.0L Diesel [ECD].....Fig. 009ECD - 205
Cylinder Head 2.0L Diesel [ECD]Fig. 009ECD - 225

Cylinder Block

Engine Cylinder Block And Hardware 2.0L Diesel [ECD]Fig. 009ECD - 305

Crankshaft, Piston, Drive Plate, Flywheel, and Damper

Crankshaft, Crankshaft Bearings, Damper, Flywheel And Flexplate 2.0L Diesel [ECD]Fig. 009ECD - 405
Pistons, Piston Rings, Connecting Rods And Connecting Rod Bearings 2.0L Diesel [ECD].....Fig. 009ECD - 425

Camshaft and Valve

Camshafts And Valvetrain 2.0L Diesel [ECD].....Fig. 009ECD - 505

Timing Belt/Chain and Cover and Balance Shaft

Timing Case Cover 2.0L Diesel [ECD]Fig. 009ECD - 605
Timing System 2.0L Diesel [ECD]Fig. 009ECD - 625

Engine Oiling, Oil Pan and Indicator (Dipstick)

Engine Oiling Pump 2.0L Diesel [ECD].....Fig. 009ECD - 705
Engine Oil Pan, Engine Oil Level Indicator And Related Parts 2.0L Diesel [ECD]Fig. 009ECD - 725
Engine Oil Filter And Adapter 2.0L Diesel [ECD]Fig. 009ECD - 745

Engine Oil Cooler

Engine Oil Cooler And Hoses/Tubes 2.0L Diesel [ECD]Fig. 009ECD - 805

Turbo and Super Chargers

Exhaust Manifold/Turbo Charger Assembly 2.0L Diesel [ECD]Fig. 009ECD - 945

Manifolds and Vacuum Fittings

Intake Manifold 2.0L Diesel [ECD] Fig. 009ECD - 1025

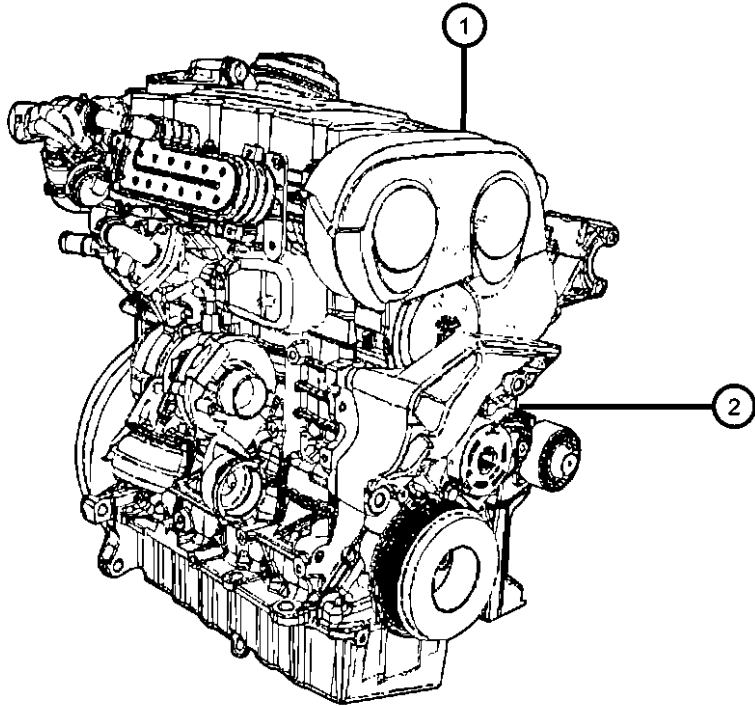
Crankcase Ventilation

Crankcase Ventilation 2.0L Diesel [ECD].....Fig. 009ECD - 1105

Engine Mounting

Engine Mounting Front FWD 2.0L Diesel [ECD]..... Fig. 009ECD - 1205
Engine Mounting Front AWD/4WD 2.0L Diesel [ECD] Fig. 009ECD - 1215
Engine Mounting Right Side FWD 2.0L Diesel [ECD]..... Fig. 009ECD - 1225
Engine Mounting Right Side AWD/4WD 2.0L Diesel [ECD] Fig. 009ECD - 1235
Engine Mounting Left Side FWD 2.0L Diesel [ECD]..... Fig. 009ECD - 1245
Engine Mounting Left Side AWD/4WD 2.0L Diesel [ECD] Fig. 009ECD - 1255
Engine Mounting Rear FWD 2.0L Diesel [ECD] Fig. 009ECD - 1265
Engine Mounting Rear AWD/4WD 2.0L Diesel [ECD]..... Fig. 009ECD - 1275

Engine Assembly And Identification 2.0L Diesel [ECD]
Figure 009ECD-105

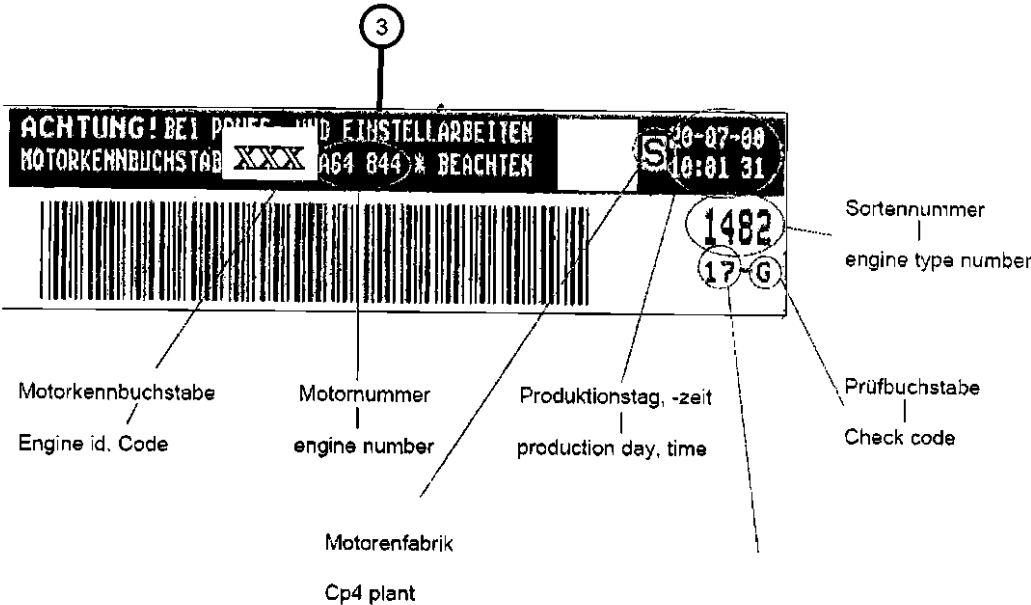


ITEM	PART NUMBER	QTY	LINE	SERIES	BODY	ENGINE	TRANS	TRIM	DESCRIPTION
------	-------------	-----	------	--------	------	--------	-------	------	-------------

NOTE:
When Engine Long Block Is Ordered, The First Three Alpha Characters Of The Engine I.D. Code Must Be Obtained For Proper Engine Replacement.
Engine I.D. Codes Are Listed Below:
[BSY] = NON-Balance Shaft Engine
[BYL] = Balance Shaft Engine WITHOUT Diesel Particulate Filter
[BWD] = Balance Shaft Engine WITH Diesel Particulate Filter
Base Engine Does Not Include Any External Bolt On Components, Only Main Components Cylinder Head, Cylinder Block, And Internals

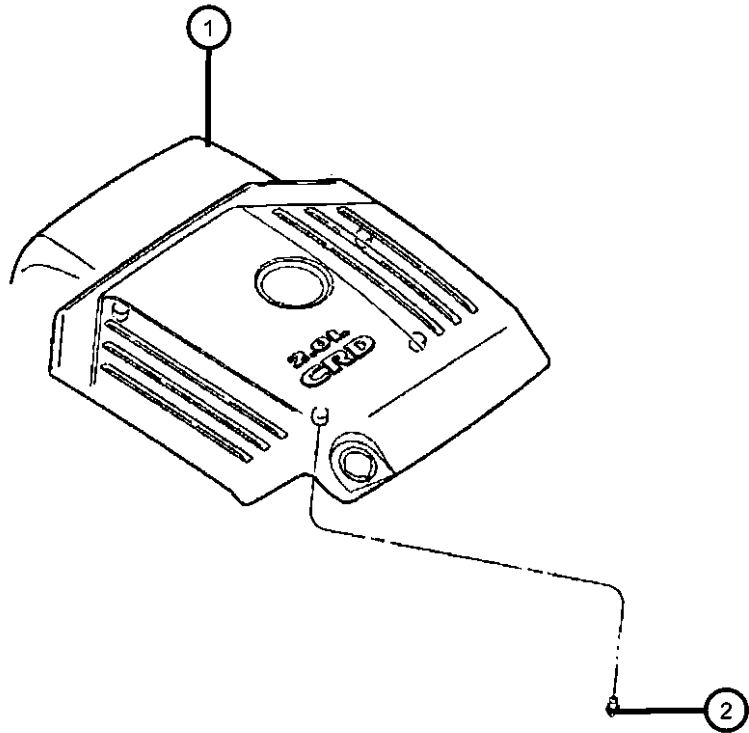
1		1							ENGINE, Complete, Diesel, Serviced By Base Engine Only, (NOT SERVICED)
2	68034258AA	1	T, U, J			ECD			ENGINE, Long Block, See Note For Important Information, With Engine Alpha I.D. Code [BYL]
3	68034258AA	1							LABEL, Engine Identification, Located On Timing Cover See Note For Important Information, (NOT SERVICED)

Barcode-label for Cp4 engine
Aufkleber für den ZP4-Motor



COMPASS/PATRIOT (MK)				
SERIES	LINE	BODY	ENGINE	TRANSMISSION
H = HIGHLINE	T = JEEP - 2WD	49 = HATCHBACK TYPE #2	ECE = 2.0L 4 Cyl DOHC DPF Diesel Engine	DEF = 6-Speed Manual Aisin BG6 Trans
L = LOWLINE	J = JEEP - 4WD	74 = SPORT UTILITY 4-DR TYPE #4	ED3 = 2.4L 4 Cyl DOHC 16V Dual VVT Engine	DD7 = 5-Speed Manual T355 Transmission
P = PREMIUM	U = JEEP - 4WD (RHD)		ECD = 2.0L 4 Cyl DOHC Diesel 16V Engine	DAV = Continuously Variable Transaxle II
			ECN = 2.0L 4 Cyl DOHC 16V Dual VVT Engine	DAW = Cont.Var. w/Off-Rd Crawl Ratio Trans

Engine Cover And Related Parts 2.0L Diesel [ECD]
Figure 009ECD-125



ITEM	PART NUMBER	QTY	LINE	SERIES	BODY	ENGINE	TRANS	TRIM	DESCRIPTION
------	-------------	-----	------	--------	------	--------	-------	------	-------------

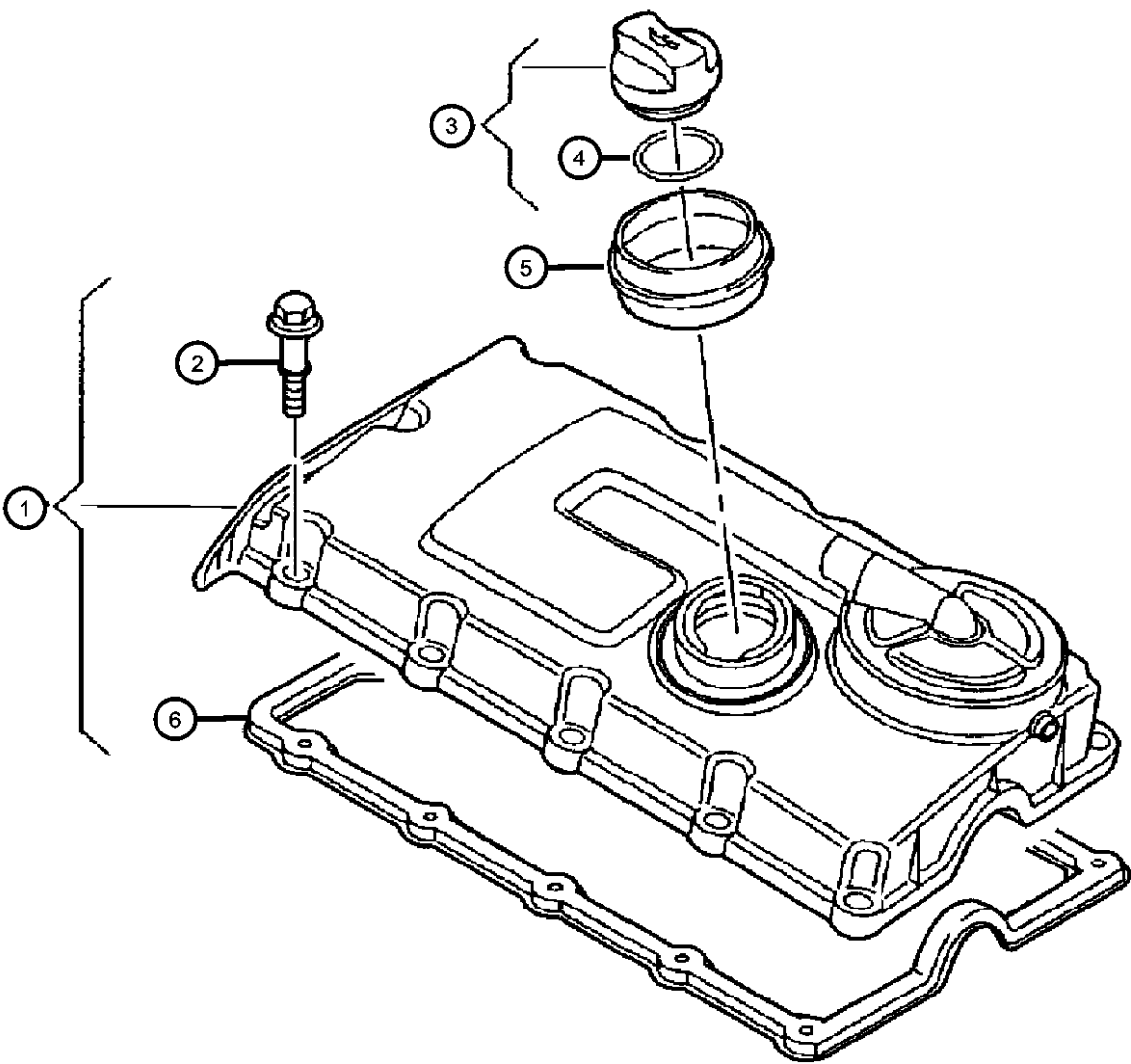
NOTE:
Sales Codes:
[DAV] = Continuously Variable Transmission
[DEF] = 6-Speed Manual Aisian BG6 Transmission
[DE0] = All 6-Speed Manual Transmissions
[DD0] = All 5-Speed Manual Transmissions
[DD7] = 5-Speed Manual T355 Transmission
[ECD] = 2.0L 4 C

1									COVER, Engine
	04891644AE	1	J, T, U			ECD			Compass
		1	J, T, U			ECD			Patroit
2		1							ISOLATOR, (NOT SERVICED),

COMPASS/PATRIOT (MK)		BODY		ENGINE	TRANSMISSION
SERIES	LINE				
H = HIGHLINE	T = JEEP - 2WD	49 = HATCHBACK TYPE #2		ECE = 2.0L 4 Cyl DOHC DPF Diesel Engine	DEF = 6-Speed Manual Aisin BG6 Trans
L = LOWLINE	J = JEEP - 4WD	74 = SPORT UTILITY 4-DR TYPE #4		ED3 = 2.4L 4 Cyl DOHC 16V Dual VVT Engine	DD7 = 5-Speed Manual T355 Transmission
P = PREMIUM	U = JEEP - 4WD (RHD)			ECD = 2.0L 4 Cyl DOHC Diesel 16V Engine	DAV = Continuously Variable Transaxle II
				ECN = 2.0L 4 Cyl DOHC 16V Dual VVT Engine	DAW = Cont.Var. w/Off-Rd Crawl Ratio Trans

Cylinder Head Cover 2.0L Diesel [ECD]
Figure 009ECD-205

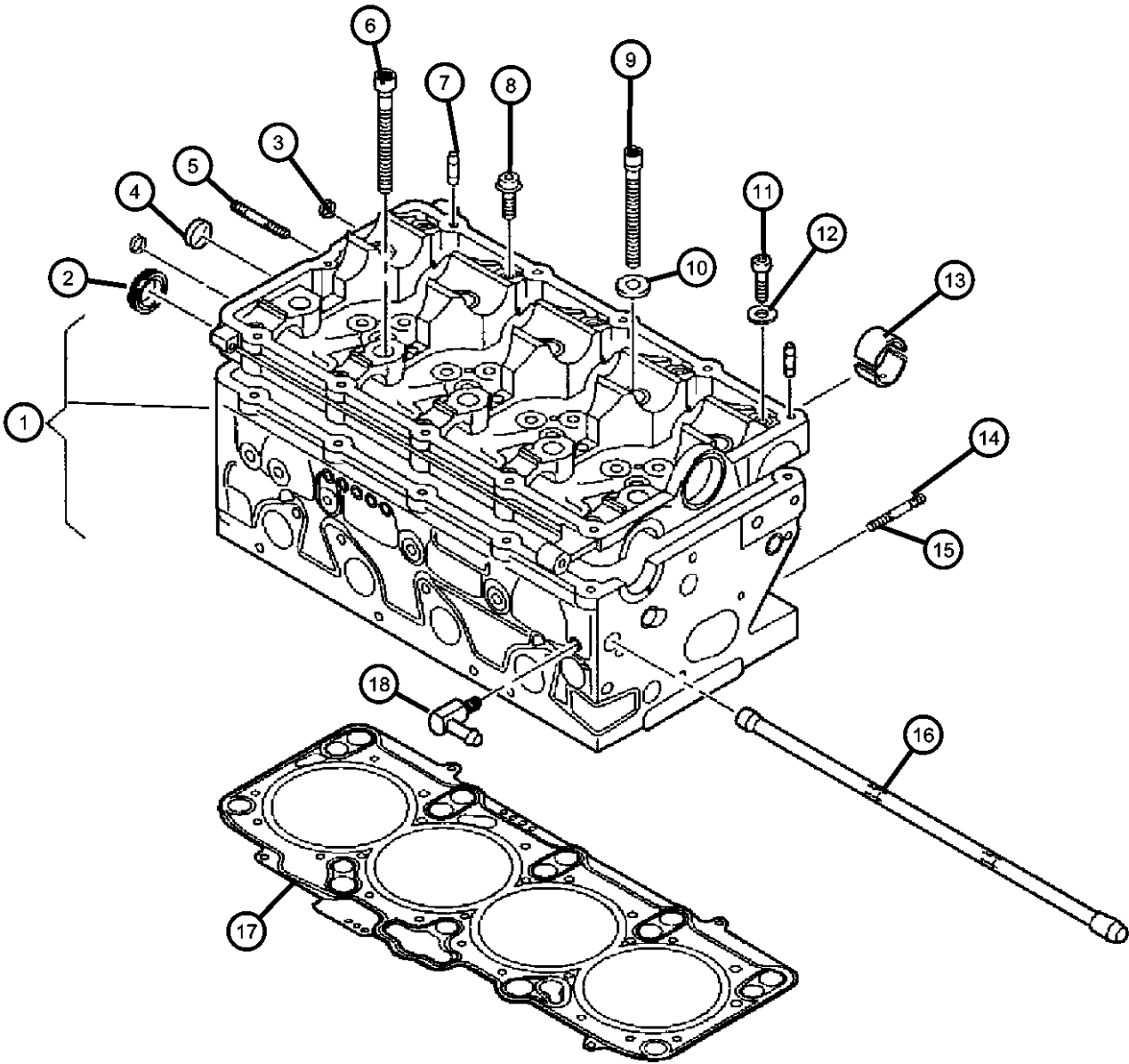
ITEM	PART NUMBER	QTY	LINE	SERIES	BODY	ENGINE	TRANS	TRIM	DESCRIPTION
1	68001294AB	1	J, T, U			ECD			COVER, Cylinder Head, Includes Items 2, 6
2	68001292AA	11	J, T, U			ECD			BOLT, Cylinder Head Cover To Cylinder Head, Mounting
3	05105718AC	1	J, T, U				DAV, DAW		CAP, Oil Filler, Includes Item 4
4	68001296AA	1	J, T, U			ECD			SEAL
5	68001312AA	1	T, U, J			ECD			GASKET, Oil Filler Cap
6	68001293AA	1	J, T, U			ECD			GASKET, Cylinder head Cover



COMPASS/PATRIOT (MK)		BODY	ENGINE	TRANSMISSION
SERIES	LINE			
H = HIGHLINE	T = JEEP - 2WD	49 = HATCHBACK TYPE #2	ECE = 2.0L 4 Cyl DOHC DPF Diesel Engine	DEF = 6-Speed Manual Aisin BG6 Trans
L = LOWLINE	J = JEEP - 4WD	74 = SPORT UTILITY 4-DR	ED3 = 2.4L 4 Cyl DOHC 16V Dual VVT Engine	DD7 = 5-Speed Manual T355 Transmission
P = PREMIUM	U = JEEP - 4WD (RHD)	TYPE #4	ECD = 2.0L 4 Cyl DOHC Diesel 16V Engine	DAV = Continuously Variable Transaxle II
			ECN = 2.0L 4 Cyl DOHC 16V Dual VVT Engine	DAW = Cont.Var. w/Off-Rd Crawl Ratio Trans

AR = use ase required - = Non illustrated part

Cylinder Head 2.0L Diesel [ECD]
Figure 009ECD-225



ITEM	PART NUMBER	QTY	LINE	SERIES	BODY	ENGINE	TRANS	TRIM	DESCRIPTION
1	68001295AA	1	J, T, U			ECD			HEAD, Cylinder, Includes Items 3, 4, 7, 17,
2	68001164AA	2	J, T, U			ECD			SEAL, Camshaft
3	68004312AA	3	J, T, U			ECD			PLUG, Core
4	68001486AA	1	J, T, U			ECD			PLUG, Core
5	68001310AA	1	J, T, U			ECD			STUD, M8x73
6	68001457AA	10	J, T, U			ECD			BOLT, Cylinder Head, Mounting
7	68001492AA	4	J, T, U			ECD			DOWEL PIN
8	68001487AB	5	J, T, U			ECD			BOLT
9	68001458AA	8	J, T, U			ECD			BOLT, M6x88, Cylinder Head, Mounting
10	68001522AA	1	J, T, U			ECD			WASHER
11	68019947AA	10	J, T, U			ECD			BOLT
12	68001522AA	1	J, T, U			ECD			WASHER
13									BEARING, Camshaft
	68001565AA	1	J, T, U			ECD			Lower
	68001570AA	1	J, T, U			ECD			Upper
14	68001493AA	4	J, T, U			ECD			STUD, Double Ended, M8x18
15	68001524AA	8	J, T, U			ECD			STUD, Double Ended
16	68001311AA	1	J, T, U			ECD			RAIL, Fuel
17	68001272AA	1	J, T, U			ECD			GASKET, Cylinder Head
18	68001314AA	1	J, T, U			ECD			FITTING

COMPASS/PATRIOT (MK)		BODY		ENGINE	TRANSMISSION
SERIES	LINE				
H = HIGHLINE	T = JEEP - 2WD	49 = HATCHBACK TYPE #2	ECE = 2.0L 4 Cyl DOHC DPF Diesel Engine	DEF = 6-Speed Manual Aisin BG6 Trans	
L = LOWLINE	J = JEEP - 4WD	74 = SPORT UTILITY 4-DR TYPE #4	ED3 = 2.4L 4 Cyl DOHC 16V Dual VVT Engine	DD7 = 5-Speed Manual T355 Transmission	
P = PREMIUM	U = JEEP - 4WD (RHD)		ECD = 2.0L 4 Cyl DOHC Diesel 16V Engine	DAV = Continuously Variable Transaxle II	
			ECN = 2.0L 4 Cyl DOHC 16V Dual VVT Engine	DAW = Cont.Var. w/Off-Rd Crawl Ratio Trans	

Engine Cylinder Block And Hardware 2.0L Diesel [ECD]
Figure 009ECD-305

ITEM	PART NUMBER	QTY	LINE	SERIES	BODY	ENGINE	TRANS	TRIM	DESCRIPTION
------	-------------	-----	------	--------	------	--------	-------	------	-------------

NOTE:
Base Engine Does Not Include Any Externa Bolt On Components, Only Main Components Cylinder Head, Cylinder Block, And Internals ETC.

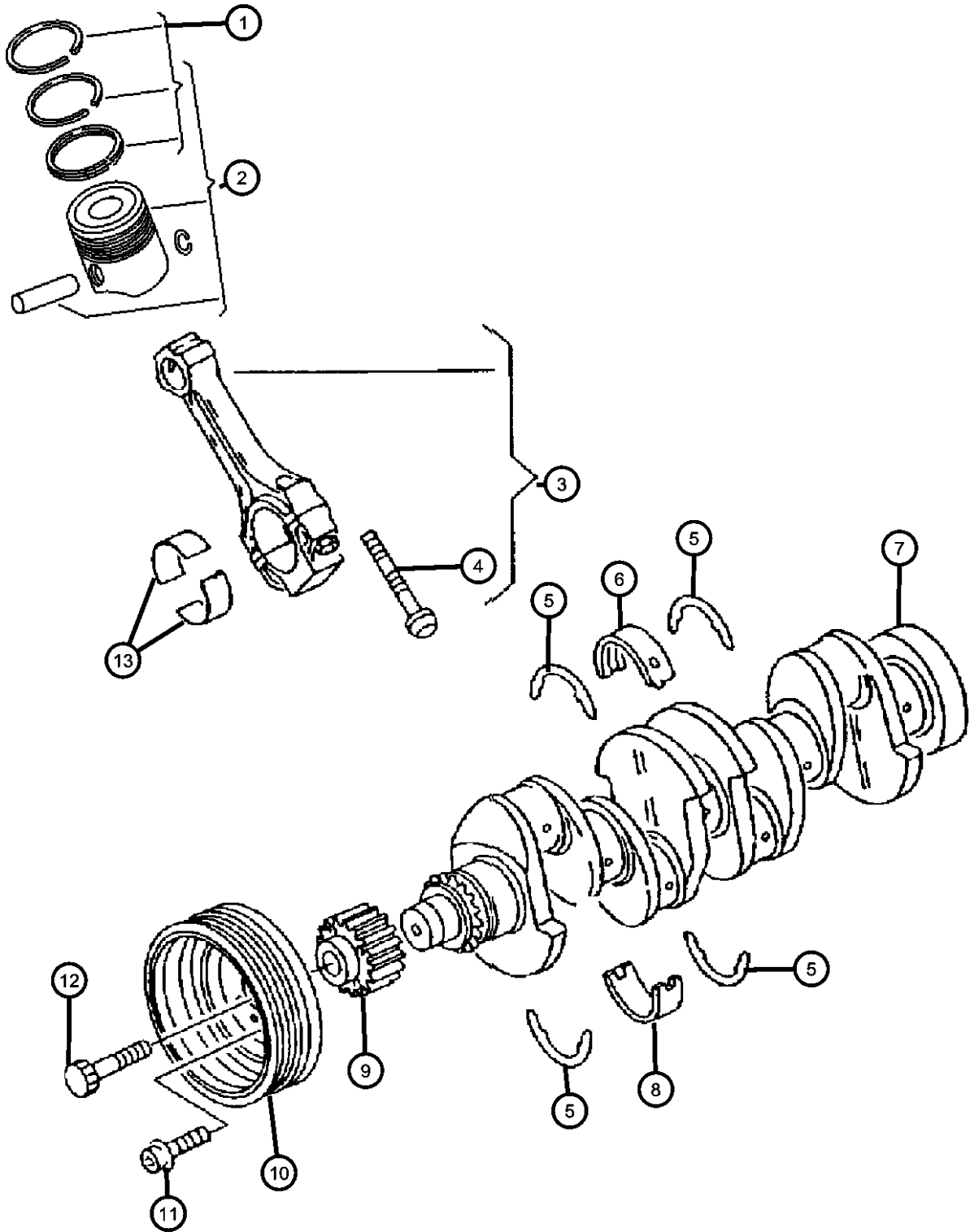
1	68001314AA	1							ENGINE, See Note, (NOT SERVICED)
2	05105718AC	1	J, T, U				DAV, DAW		CAP, Oil Filler
3	68001342AA	1	J, T, U			ECD			PAN, Engine Oil
4	68004311AB	1	J, T, U			ECD			BLOCK, Cylinder, Bare Block
5	68000669AA	1	J, T, U			ECD			RETAINER AND SEAL, Crankshaft Rear Oil
6	68000669AA	1							SEAL, Rear Main Crankshaft, Serviced In Item #5 Retainer, (NOT SERVICED)
7	68000669AA	1							BOLT, (NOT SERVICED)
8	68001492AA	4	J, T, U			ECD			DOWEL PIN, Cylinder Block
9	68000664AA	2	J, T, U			ECD			DOWEL PIN, Clutch Housing To Cylinder Block, Mounting
10	68001464AA	1	J, T, U			ECD			TUBE, Turbo Oil Feed
11	68000668AA	4	J, T, U			ECD			JET, Piston Oil Cooler
12	68001136AA	1	J, T, U			ECD			DOWEL
13	68000670AA	1	J, T, U			ECD			TRAY, Windage
14	68000670AA	1							BOLT, (NOT SERVICED)
15	68001347AA	10	J, T, U			ECD			BOLT, Main Bearing Caps, Mounting
16	68001347AA	10							CAP, Main, Serviced with Cylinder Block, (NOT SERVICED)
17	68001543AB	7	J, T, U			ECD			BOLT, Hex Head, M7x21.5
18	68000666AA	1	J, T, U			ECD			SEAL, Crankshaft Oil, Front
19	68000667AA	1	J, T, U			ECD			RETAINER, Crankshaft Front Oil Seal
20	68004312AA	3	J, T, U			ECD			PLUG, Core
21	68001479AB	1	J, T, U			ECD			BOLT
22	68000665AA	2	J, T, U			ECD			DOWEL PIN, Cylinder Head To Cylinder Block, Mounting

COMPASS/PATRIOT (MK)		BODY	ENGINE	TRANSMISSION
SERIES	LINE			
H = HIGHLINE	T = JEEP - 2WD	49 = HATCHBACK TYPE #2	ECE = 2.0L 4 Cyl DOHC DPF Diesel Engine	DEF = 6-Speed Manual Aisin BG6 Trans
L = LOWLINE	J = JEEP - 4WD	74 = SPORT UTILITY 4-DR TYPE #4	ED3 = 2.4L 4 Cyl DOHC 16V Dual VVT Engine	DD7 = 5-Speed Manual T355 Transmission
P = PREMIUM	U = JEEP - 4WD (RHD)		ECD = 2.0L 4 Cyl DOHC Diesel 16V Engine	DAV = Continuously Variable Transaxle II
			ECN = 2.0L 4 Cyl DOHC 16V Dual VVT Engine	DAW = Cont.Var. w/Off-Rd Crawl Ratio Trans

AR = use ase required - = Non illustrated part

2008 MK

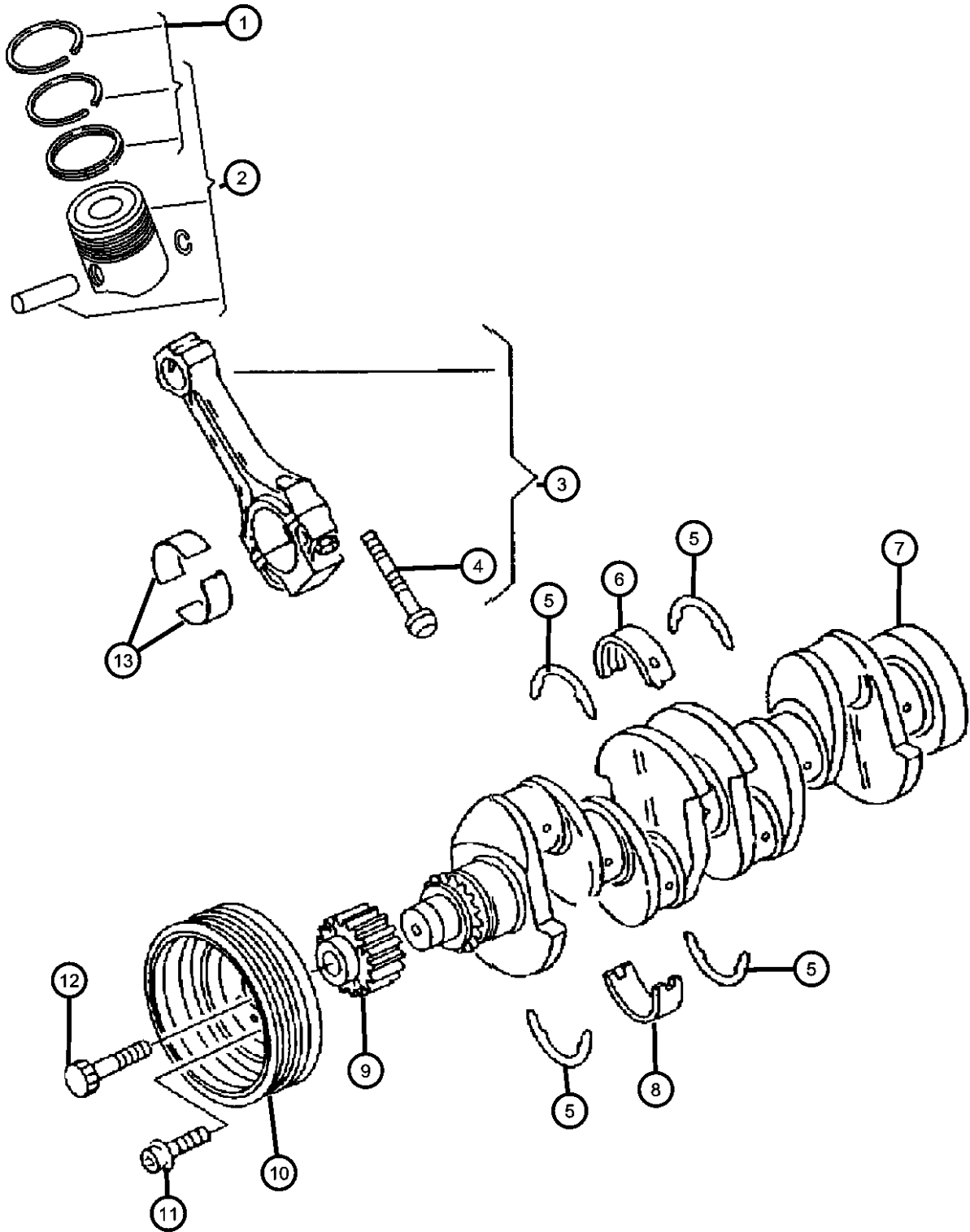
Crankshaft, Crankshaft Bearings, Damper, Flywheel And Flexplate 2.0L Diesel [ECD]
Figure 009ECD-405



ITEM	PART NUMBER	QTY	LINE	SERIES	BODY	ENGINE	TRANS	TRIM	DESCRIPTION
NOTE: See Group 6 Clutch For Flywheel									
1	68000632AA	1	J, T, U			ECD			RING KIT, Piston
2	68004320AA	5	J, T, U			ECD			PISTON, ENGINE, Includes Item 1
3	68000673AA	4	J, T, U			ECD			ROD, Connecting, Includes Item 4
4	68000673AA	4							BOLT, Connecting Rod, (NOT SERVICED)
5	68000631AA	5	J, T, U			ECD			WASHER KIT, Crankshaft Thrust
6	68001343AB	5	J, T, U			ECD			BEARING, Crankshaft Upper
7	68000671AB	1	J, T, U			ECD			CRANKSHAFT
8	68001344AB	5	J, T, U			ECD			BEARING, Crankshaft Lower
9	68000672AA	1	J, T, U			ECD			SPROCKET, Crankshaft
10	68001304AA	1	J, T, U			ECD			DAMPER, Vibration
11	68001500AA	4	J, T, U			ECD			BOLT
12	68001500AA	4							BOLT, Crankshaft Vibration Damper, (NOT SERVICED)
13									BEARING, Connecting Rod, STD.
	68000674AA	4	J, T, U			ECD			Upper
	68002278AA	4	J, T, U			ECD			Lower

COMPASS/PATRIOT (MK)		BODY		ENGINE	TRANSMISSION
SERIES	LINE				
H = HIGHLINE	T = JEEP - 2WD	49 = HATCHBACK TYPE #2	ECE = 2.0L 4 Cyl DOHC DPF Diesel Engine	DEF = 6-Speed Manual Aisin BG6 Trans	
L = LOWLINE	J = JEEP - 4WD	74 = SPORT UTILITY 4-DR	ED3 = 2.4L 4 Cyl DOHC 16V Dual VVT Engine	DD7 = 5-Speed Manual T355 Transmission	
P = PREMIUM	U = JEEP - 4WD (RHD)	TYPE #4	ECD = 2.0L 4 Cyl DOHC Diesel 16V Engine	DAV = Continuously Variable Transaxle II	
			ECN = 2.0L 4 Cyl DOHC 16V Dual VVT Engine	DAW = Cont.Var. w/Off-Rd Crawl Ratio Trans	

Pistons, Piston Rings, Connecting Rods And Connecting Rod Bearings 2.0L Diesel [ECD]
Figure 009ECD-425

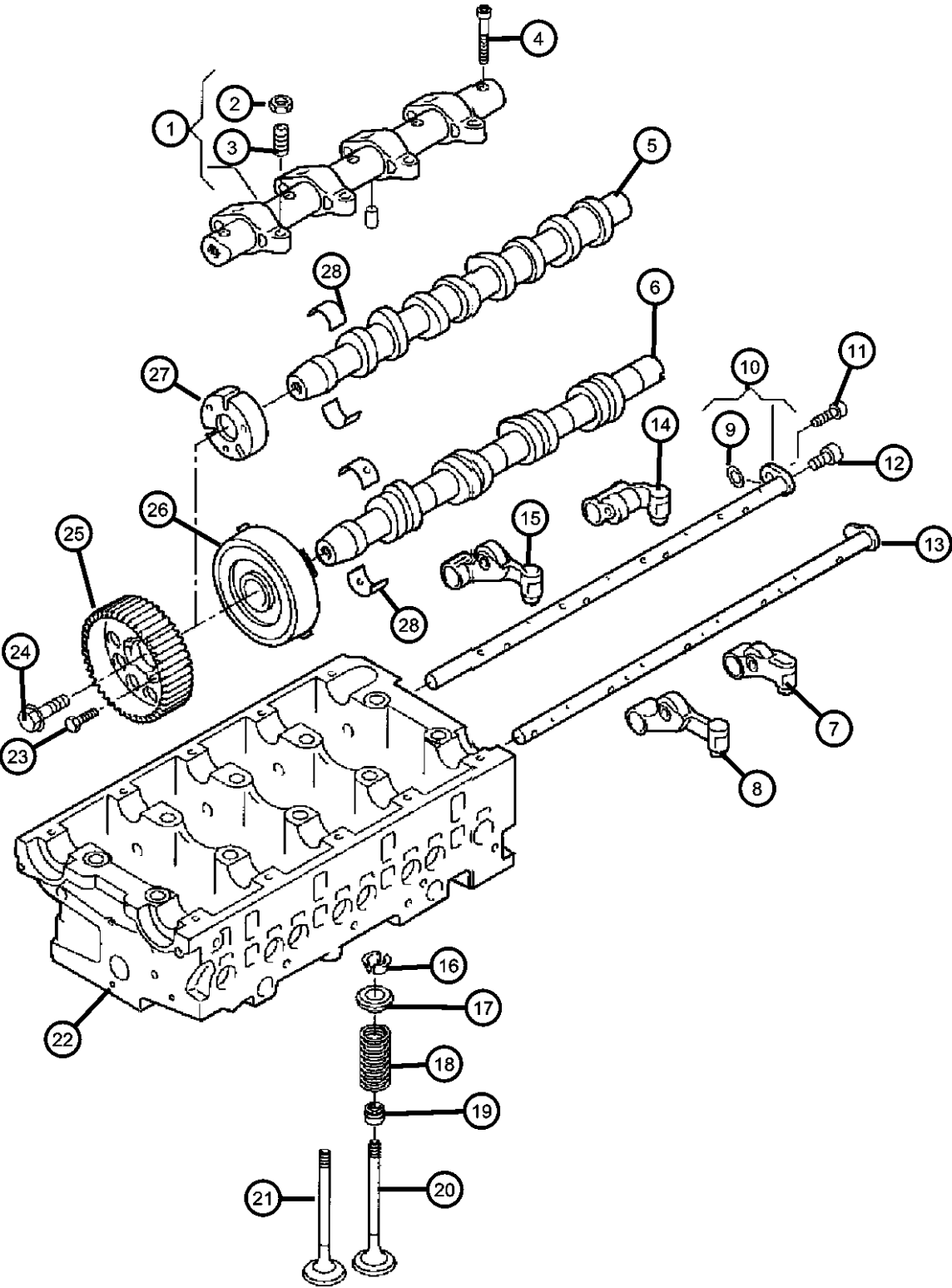


ITEM	PART NUMBER	QTY	LINE	SERIES	BODY	ENGINE	TRANS	TRIM	DESCRIPTION
NOTE: See Group 6 Clutch For Flywheel									
1	68000632AA	1	J, T, U			ECD			RING KIT, Piston
2	68004320AA	5	J, T, U			ECD			PISTON, ENGINE, Includes Item 1
3	68000673AA	4	J, T, U			ECD			ROD, Connecting, Includes Item 4
4	68000673AA	4							BOLT, Connecting Rod, (NOT SERVICED)
5	68000631AA	5	J, T, U			ECD			WASHER KIT, Crankshaft Thrust
6	68001343AB	5	J, T, U			ECD			BEARING, Crankshaft Upper
7	68000671AB	1	J, T, U			ECD			CRANKSHAFT
8	68001344AB	5	J, T, U			ECD			BEARING, Crankshaft Lower
9	68000672AA	1	J, T, U			ECD			SPROCKET, Crankshaft
10	68001304AA	1	J, T, U			ECD			DAMPER, Vibration
11	68001500AA	4	J, T, U			ECD			BOLT
12	68001500AA	4							BOLT, Crankshaft Vibration Damper, (NOT SERVICED)
13									BEARING, Connecting Rod, STD.
	68000674AA	4	J, T, U			ECD			Upper
	68002278AA	4	J, T, U			ECD			Lower

COMPASS/PATRIOT (MK)		BODY		ENGINE	TRANSMISSION
SERIES	LINE				
H = HIGHLINE	T = JEEP - 2WD	49 = HATCHBACK TYPE #2	ECE = 2.0L 4 Cyl DOHC DPF Diesel Engine	DEF = 6-Speed Manual Aisin BG6 Trans	
L = LOWLINE	J = JEEP - 4WD	74 = SPORT UTILITY 4-DR TYPE #4	ED3 = 2.4L 4 Cyl DOHC 16V Dual VVT Engine	DD7 = 5-Speed Manual T355 Transmission	
P = PREMIUM	U = JEEP - 4WD (RHD)		ECD = 2.0L 4 Cyl DOHC Diesel 16V Engine	DAV = Continuously Variable Transaxle II	
			ECN = 2.0L 4 Cyl DOHC 16V Dual VVT Engine	DAW = Cont.Var. w/Off-Rd Crawl Ratio Trans	

AR = use ase required - = Non illustrated part

Camshafts And Valvetrain 2.0L Diesel [ECD]
Figure 009ECD-505

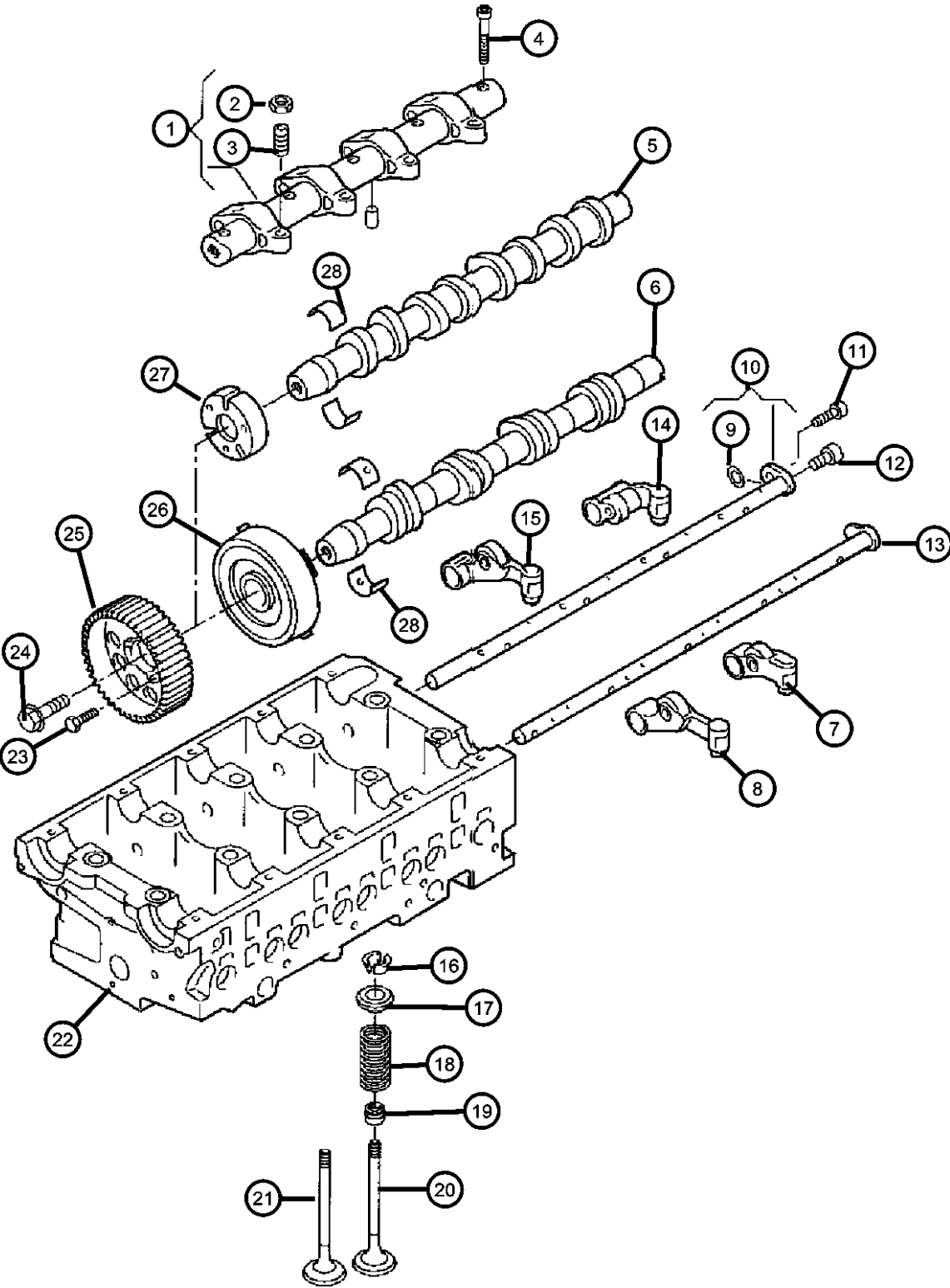


ITEM	PART NUMBER	QTY	LINE	SERIES	BODY	ENGINE	TRANS	TRIM	DESCRIPTION
1	68004322AA	1	J, T, U			ECD			SHAFT, Rocker Arm
2	68004322AA	1							NUT, (NOT SERVICED)
3	68001418AA	3	J, T, U			ECD			DOWEL PIN, Cam Plate To Cylinder Head, Mounting
4	68001487AB	5	J, T, U			ECD			BOLT, Cam Plate To Cylinder Head, Mounting
5	68001571AA	1	J, T, U			ECD			CAMSHAFT
6	68001572AA	1	J, T, U			ECD			CAMSHAFT, Exhaust
7	68001579AA	4	J, T, U			ECD			ARM, Rocker
8	68001580AA	4	J, T, U			ECD			ARM, Rocker
9	68001580AA	4							WASHER, (NOT SERVICED)
10	68001575AA	1	J, T, U			ECD			SHAFT, Rocker Arm
11	68001575AA	1							BOLT, (NOT SERVICED)
12	68001348AA	5	J, T, U			ECD			BOLT, M8x58, Rocker Shaft, Mounting
13	68001576AA	1	J, T, U			ECD			SHAFT, Rocker Arm
14	68001578AA	4	J, T, U			ECD			ARM, Rocker
15	68001577AA	4	J, T, U			ECD			ARM, Rocker
16	68001577AA	4							LOCK, Valve Spring Retainer, (NOT SERVICED)
17	68001577AA	4							RETAINER, Valve, (NOT SERVICED)
18	68001584AA	1	J, T, U			ECD			SPRING, Valve
19	68001551AA	1	J, T, U			ECD			SEAL, Valve Guide
20	68001582AA	8	J, T, U			ECD			VALVE
21	68001583AA	8	J, T, U			ECD			VALVE
22	68001295AA	1	J, T, U			ECD			HEAD, Cylinder
23	68019947AA	10	J, T, U			ECD			BOLT, Cam Plate To Cylinder Head, Mounting
24	68001488AA	3	J, T, U			ECD			BOLT, M6x10, Cam Plate To Cylinder Head, Mounting
25	68001554AA	1	J, T, U			ECD			SPROCKET, Camshaft
26	68001573AA	1	J, T, U			ECD			HUB
27	68001574AA	1	J, T, U			ECD			HUB
28	68001565AA	1	J, T, U			ECD			BEARING, Camshaft Lower

COMPASS/PATRIOT (MK)		BODY		ENGINE	TRANSMISSION
SERIES	LINE				
H = HIGHLINE	T = JEEP - 2WD	49 = HATCHBACK TYPE #2		ECE = 2.0L 4 Cyl DOHC DPF Diesel Engine	DEF = 6-Speed Manual Aisin BG6 Trans
L = LOWLINE	J = JEEP - 4WD	74 = SPORT UTILITY 4-DR TYPE #4		ED3 = 2.4L 4 Cyl DOHC 16V Dual VVT Engine	DD7 = 5-Speed Manual T355 Transmission
P = PREMIUM	U = JEEP - 4WD (RHD)			ECD = 2.0L 4 Cyl DOHC Diesel 16V Engine	DAV = Continuously Variable Transaxle II
				ECN = 2.0L 4 Cyl DOHC 16V Dual VVT Engine	DAW = Cont.Var. w/Off-Rd Crawl Ratio Trans

AR = use ase required - = Non illustrated part

Camshafts And Valvetrain 2.0L Diesel [ECD]
Figure 009ECD-505

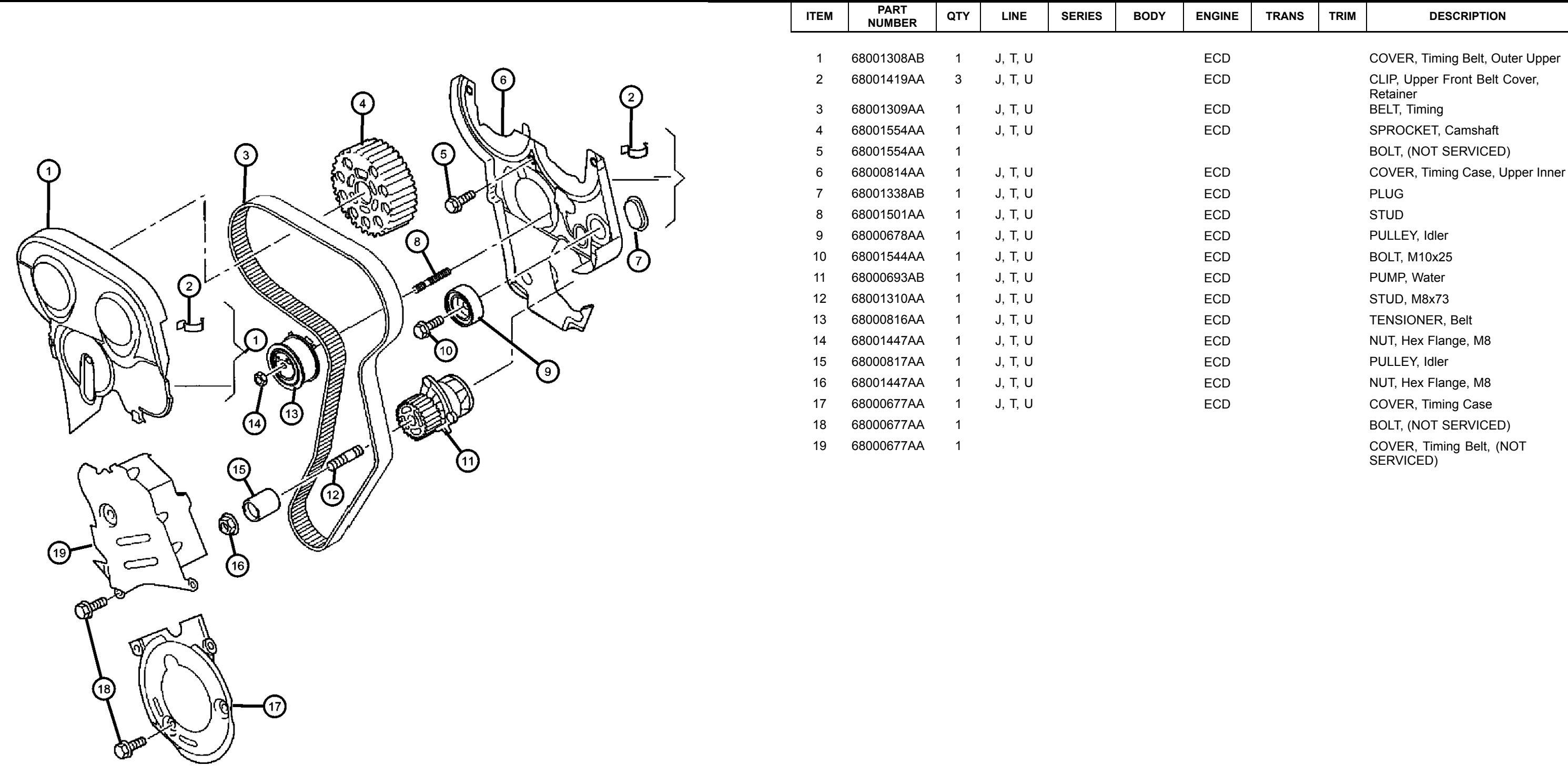


ITEM	PART NUMBER	QTY	LINE	SERIES	BODY	ENGINE	TRANS	TRIM	DESCRIPTION
	68001570AA	1	J, T, U			ECD			Upper
-29	68001570AA	1							PLATE, CAM, (NOT SERVICED)

COMPASS/PATRIOT (MK)		BODY		ENGINE	TRANSMISSION
SERIES	LINE				
H = HIGHLINE	T = JEEP - 2WD	49 = HATCHBACK TYPE #2		ECE = 2.0L 4 Cyl DOHC DPF Diesel Engine	DEF = 6-Speed Manual Aisin BG6 Trans
L = LOWLINE	J = JEEP - 4WD	74 = SPORT UTILITY 4-DR TYPE #4		ED3 = 2.4L 4 Cyl DOHC 16V Dual VVT Engine	DD7 = 5-Speed Manual T355 Transmission
P = PREMIUM	U = JEEP - 4WD (RHD)			ECD = 2.0L 4 Cyl DOHC Diesel 16V Engine	DAV = Continuously Variable Transaxle II
				ECN = 2.0L 4 Cyl DOHC 16V Dual VVT Engine	DAW = Cont.Var. w/Off-Rd Crawl Ratio Trans

AR = use ase required - = Non illustrated part

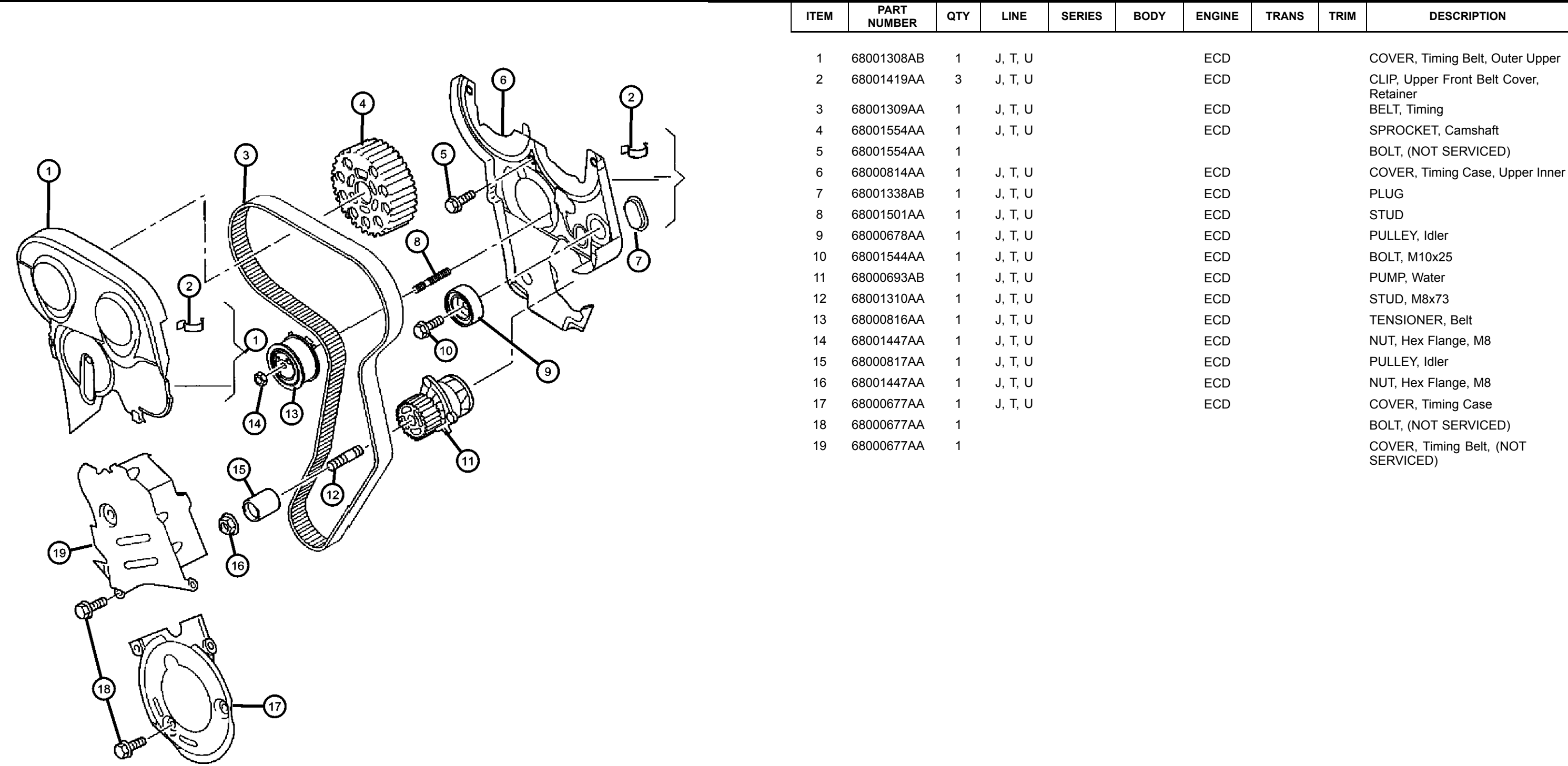
Timing Case Cover 2.0L Diesel [ECD]
Figure 009ECD-605



ITEM	PART NUMBER	QTY	LINE	SERIES	BODY	ENGINE	TRANS	TRIM	DESCRIPTION
1	68001308AB	1	J, T, U			ECD			COVER, Timing Belt, Outer Upper
2	68001419AA	3	J, T, U			ECD			CLIP, Upper Front Belt Cover, Retainer
3	68001309AA	1	J, T, U			ECD			BELT, Timing
4	68001554AA	1	J, T, U			ECD			SPROCKET, Camshaft
5	68001554AA	1							BOLT, (NOT SERVICED)
6	68000814AA	1	J, T, U			ECD			COVER, Timing Case, Upper Inner
7	68001338AB	1	J, T, U			ECD			PLUG
8	68001501AA	1	J, T, U			ECD			STUD
9	68000678AA	1	J, T, U			ECD			PULLEY, Idler
10	68001544AA	1	J, T, U			ECD			BOLT, M10x25
11	68000693AB	1	J, T, U			ECD			PUMP, Water
12	68001310AA	1	J, T, U			ECD			STUD, M8x73
13	68000816AA	1	J, T, U			ECD			TENSIONER, Belt
14	68001447AA	1	J, T, U			ECD			NUT, Hex Flange, M8
15	68000817AA	1	J, T, U			ECD			PULLEY, Idler
16	68001447AA	1	J, T, U			ECD			NUT, Hex Flange, M8
17	68000677AA	1	J, T, U			ECD			COVER, Timing Case
18	68000677AA	1							BOLT, (NOT SERVICED)
19	68000677AA	1							COVER, Timing Belt, (NOT SERVICED)

COMPASS/PATRIOT (MK)		BODY	ENGINE	TRANSMISSION
SERIES	LINE			
H = HIGHLINE	T = JEEP - 2WD	49 = HATCHBACK TYPE #2	ECE = 2.0L 4 Cyl DOHC DPF Diesel Engine	DEF = 6-Speed Manual Aisin BG6 Trans
L = LOWLINE	J = JEEP - 4WD	74 = SPORT UTILITY 4-DR	ED3 = 2.4L 4 Cyl DOHC 16V Dual VVT Engine	DD7 = 5-Speed Manual T355 Transmission
P = PREMIUM	U = JEEP - 4WD (RHD)	TYPE #4	ECD = 2.0L 4 Cyl DOHC Diesel 16V Engine	DAV = Continuously Variable Transaxle II
			ECN = 2.0L 4 Cyl DOHC 16V Dual VVT Engine	DAW = Cont.Var. w/Off-Rd Crawl Ratio Trans

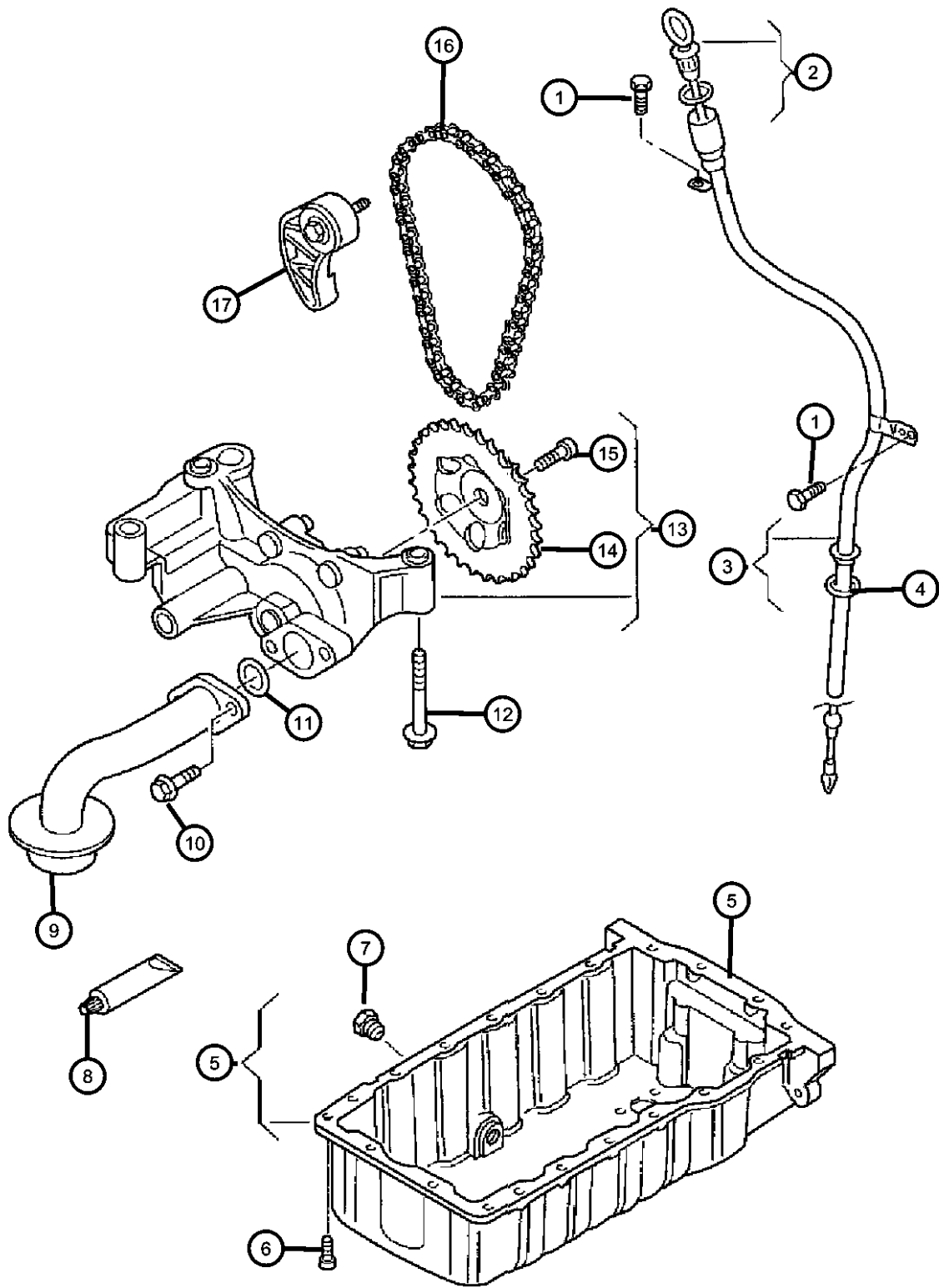
Timing System 2.0L Diesel [ECD]
Figure 009ECD-625



ITEM	PART NUMBER	QTY	LINE	SERIES	BODY	ENGINE	TRANS	TRIM	DESCRIPTION
1	68001308AB	1	J, T, U			ECD			COVER, Timing Belt, Outer Upper
2	68001419AA	3	J, T, U			ECD			CLIP, Upper Front Belt Cover, Retainer
3	68001309AA	1	J, T, U			ECD			BELT, Timing
4	68001554AA	1	J, T, U			ECD			SPROCKET, Camshaft
5	68001554AA	1							BOLT, (NOT SERVICED)
6	68000814AA	1	J, T, U			ECD			COVER, Timing Case, Upper Inner
7	68001338AB	1	J, T, U			ECD			PLUG
8	68001501AA	1	J, T, U			ECD			STUD
9	68000678AA	1	J, T, U			ECD			PULLEY, Idler
10	68001544AA	1	J, T, U			ECD			BOLT, M10x25
11	68000693AB	1	J, T, U			ECD			PUMP, Water
12	68001310AA	1	J, T, U			ECD			STUD, M8x73
13	68000816AA	1	J, T, U			ECD			TENSIONER, Belt
14	68001447AA	1	J, T, U			ECD			NUT, Hex Flange, M8
15	68000817AA	1	J, T, U			ECD			PULLEY, Idler
16	68001447AA	1	J, T, U			ECD			NUT, Hex Flange, M8
17	68000677AA	1	J, T, U			ECD			COVER, Timing Case
18	68000677AA	1							BOLT, (NOT SERVICED)
19	68000677AA	1							COVER, Timing Belt, (NOT SERVICED)

COMPASS/PATRIOT (MK)		BODY	ENGINE	TRANSMISSION
SERIES	LINE			
H = HIGHLINE	T = JEEP - 2WD	49 = HATCHBACK TYPE #2	ECE = 2.0L 4 Cyl DOHC DPF Diesel Engine	DEF = 6-Speed Manual Aisin BG6 Trans
L = LOWLINE	J = JEEP - 4WD	74 = SPORT UTILITY 4-DR	ED3 = 2.4L 4 Cyl DOHC 16V Dual VVT Engine	DD7 = 5-Speed Manual T355 Transmission
P = PREMIUM	U = JEEP - 4WD (RHD)	TYPE #4	ECD = 2.0L 4 Cyl DOHC Diesel 16V Engine	DAV = Continuously Variable Transaxle II
			ECN = 2.0L 4 Cyl DOHC 16V Dual VVT Engine	DAW = Cont.Var. w/Off-Rd Crawl Ratio Trans

Engine Oiling Pump 2.0L Diesel [ECD]
Figure 009ECD-705



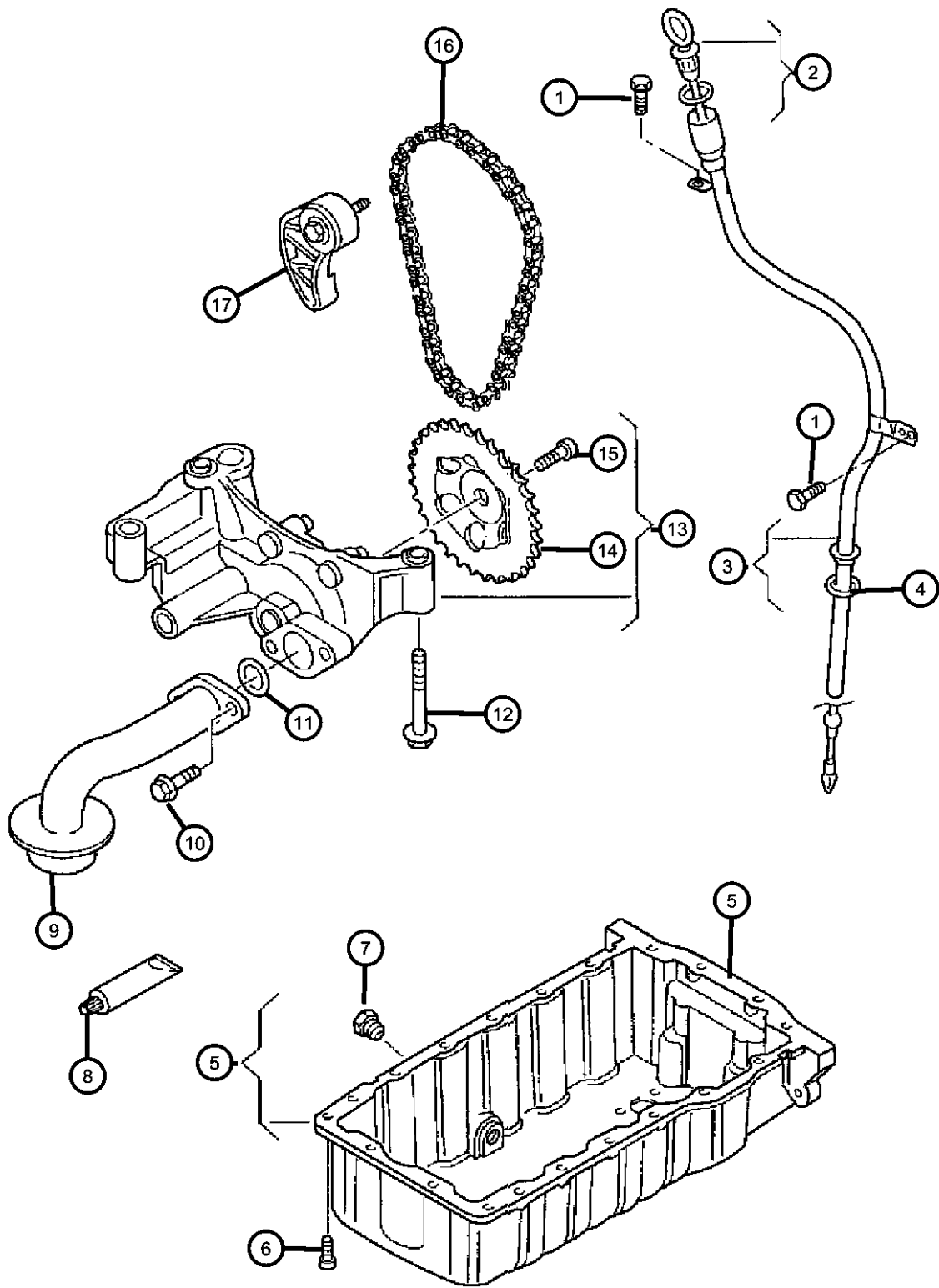
ITEM	PART NUMBER	QTY	LINE	SERIES	BODY	ENGINE	TRANS	TRIM	DESCRIPTION
------	-------------	-----	------	--------	------	--------	-------	------	-------------

NOTE:
Refer To Service Manual For Proper Type Of Sealer. Refer To Mopar Vechile Care & Maintenance Products Catalog For Part Number.

1	68000677AA	1							SCREW, (NOT SERVICED)
2	68001460AA	1	J, T, U			ECD			INDICATOR, Engine Oil Level
3	68001138AA	1	J, T, U			ECD			TUBE, Engine Oil Indicator
4	55276821AA	2	J, T, U						SEAL
5	68001342AA	1	J, T, U			ECD			PAN, Engine Oil
6	68001288AA	20	J, T, U			ECD			BOLT, Oil Pan, Mounting
7	68004313AA	1	J, T, U			ECD			PLUG, Drain
8	68004313AA	1							SEALER, See Note, (NOT SERVICED)
9	68000687AA	1	J, T, U			ECD			TUBE, Oil Pickup
10	68000687AA	1							BOLT, (NOT SERVICED)
11	68000687AA	1							O RING, (NOT SERVICED)
12	68001537AA	1	J, T, U			ECD			BOLT, Hex Head, M8x35
13	68000680AB	1	J, T, U			ECD			PUMP, Engine Oil
14	68000679AA	1	J, T, U			ECD			GEAR, Oil Pump Drive
15	68000679AA	1							BOLT, (NOT SERVICED)
16	68000684AA	1	J, T, U			ECD			CHAIN, Oil Pump Drive
17	68000681AA	1	J, T, U			ECD			TENSIONER, Chain

COMPASS/PATRIOT (MK)		BODY	ENGINE	TRANSMISSION
SERIES	LINE			
H = HIGHLINE	T = JEEP - 2WD	49 = HATCHBACK TYPE #2	ECE = 2.0L 4 Cyl DOHC DPF Diesel Engine	DEF = 6-Speed Manual Aisin BG6 Trans
L = LOWLINE	J = JEEP - 4WD	74 = SPORT UTILITY 4-DR TYPE #4	ED3 = 2.4L 4 Cyl DOHC 16V Dual VVT Engine	DD7 = 5-Speed Manual T355 Transmission
P = PREMIUM	U = JEEP - 4WD (RHD)		ECD = 2.0L 4 Cyl DOHC Diesel 16V Engine	DAV = Continuously Variable Transaxle II
			ECN = 2.0L 4 Cyl DOHC 16V Dual VVT Engine	DAW = Cont.Var. w/Off-Rd Crawl Ratio Trans

Engine Oil Pan, Engine Oil Level Indicator And Related Parts 2.0L Diesel [ECD]
Figure 009ECD-725



ITEM	PART NUMBER	QTY	LINE	SERIES	BODY	ENGINE	TRANS	TRIM	DESCRIPTION
------	-------------	-----	------	--------	------	--------	-------	------	-------------

NOTE:
Refer To Service Manual For Proper Type Of Sealer. Refer To Mopar Vechile Care & Maintenance Products Catalog For Part Number.

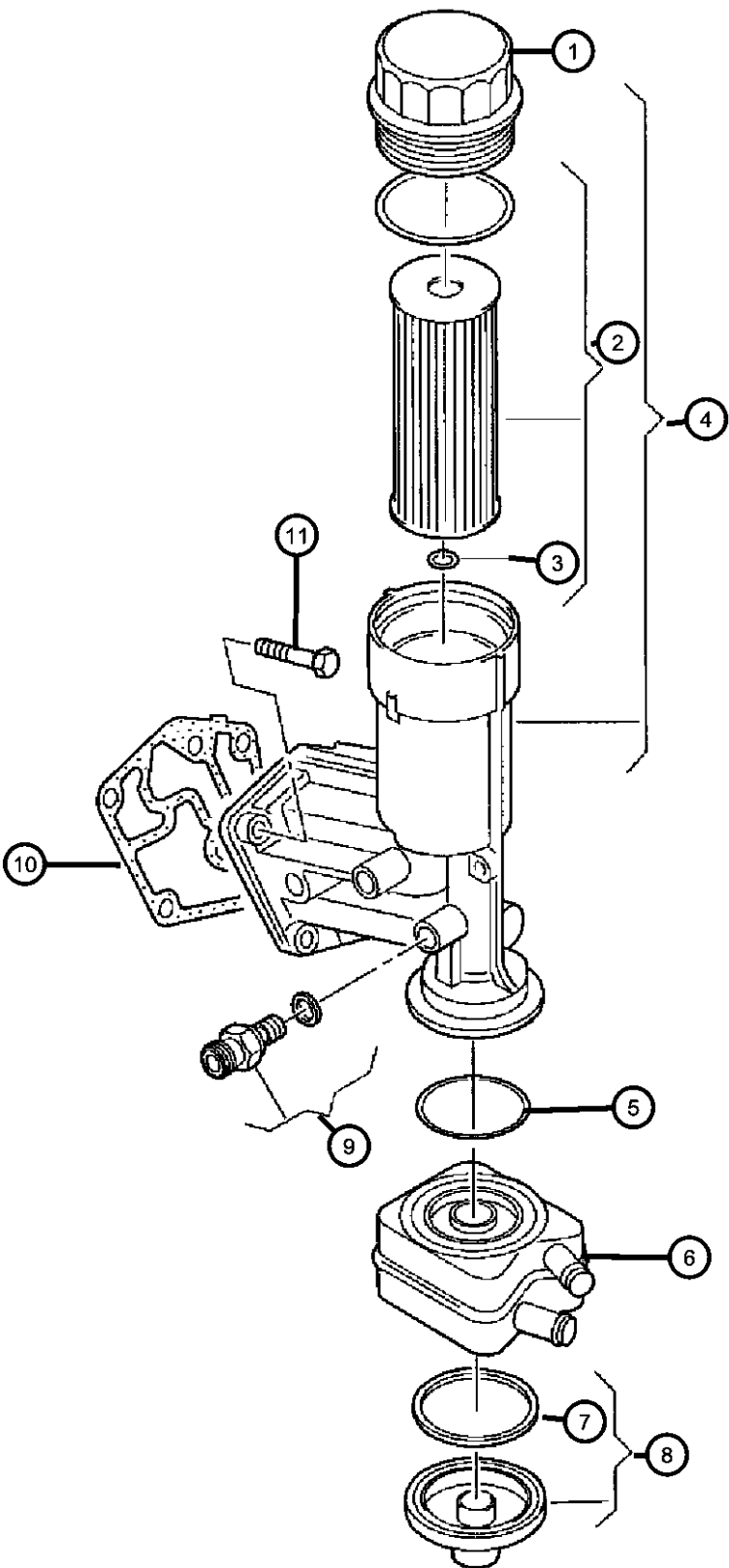
1	68000681AA	1							SCREW, (NOT SERVICED)
2	68001460AA	1	J, T, U			ECD			INDICATOR, Engine Oil Level
3	68001138AA	1	J, T, U			ECD			TUBE, Engine Oil Indicator
4	55276821AA	2	J, T, U						SEAL
5	68001342AA	1	J, T, U			ECD			PAN, Engine Oil
6	68001288AA	20	J, T, U			ECD			BOLT, Oil Pan, Mounting
7	68004313AA	1	U, J, T			ECD			PLUG, Drain
8	68004313AA	1							SEALER, See Note, (NOT SERVICED)
9	68000687AA	1	J, T, U			ECD			TUBE, Oil Pickup
10	68000687AA	1							BOLT, (NOT SERVICED)
11	68000687AA	1							O RING, (NOT SERVICED)
12	68001537AA	1	J, T, U			ECD			BOLT, Hex Head, M8x35
13	68000680AB	1	J, T, U			ECD			PUMP, Engine Oil
14	68000679AA	1	J, T, U			ECD			GEAR, Oil Pump Drive
15	68000679AA	1							BOLT, (NOT SERVICED)
16	68000684AA	1	J, T, U			ECD			CHAIN, Oil Pump Drive
17	68000681AA	1	J, T, U			ECD			TENSIONER, Chain

COMPASS/PATRIOT (MK)		BODY	ENGINE	TRANSMISSION
SERIES	LINE			
H = HIGHLINE	T = JEEP - 2WD	49 = HATCHBACK TYPE #2	ECE = 2.0L 4 Cyl DOHC DPF Diesel Engine	DEF = 6-Speed Manual Aisin BG6 Trans
L = LOWLINE	J = JEEP - 4WD	74 = SPORT UTILITY 4-DR	ED3 = 2.4L 4 Cyl DOHC 16V Dual VVT Engine	DD7 = 5-Speed Manual T355 Transmission
P = PREMIUM	U = JEEP - 4WD (RHD)	TYPE #4	ECD = 2.0L 4 Cyl DOHC Diesel 16V Engine	DAV = Continuously Variable Transaxle II
			ECN = 2.0L 4 Cyl DOHC 16V Dual VVT Engine	DAW = Cont.Var. w/Off-Rd Crawl Ratio Trans

AR = use ase required - = Non illustrated part

2008 MK

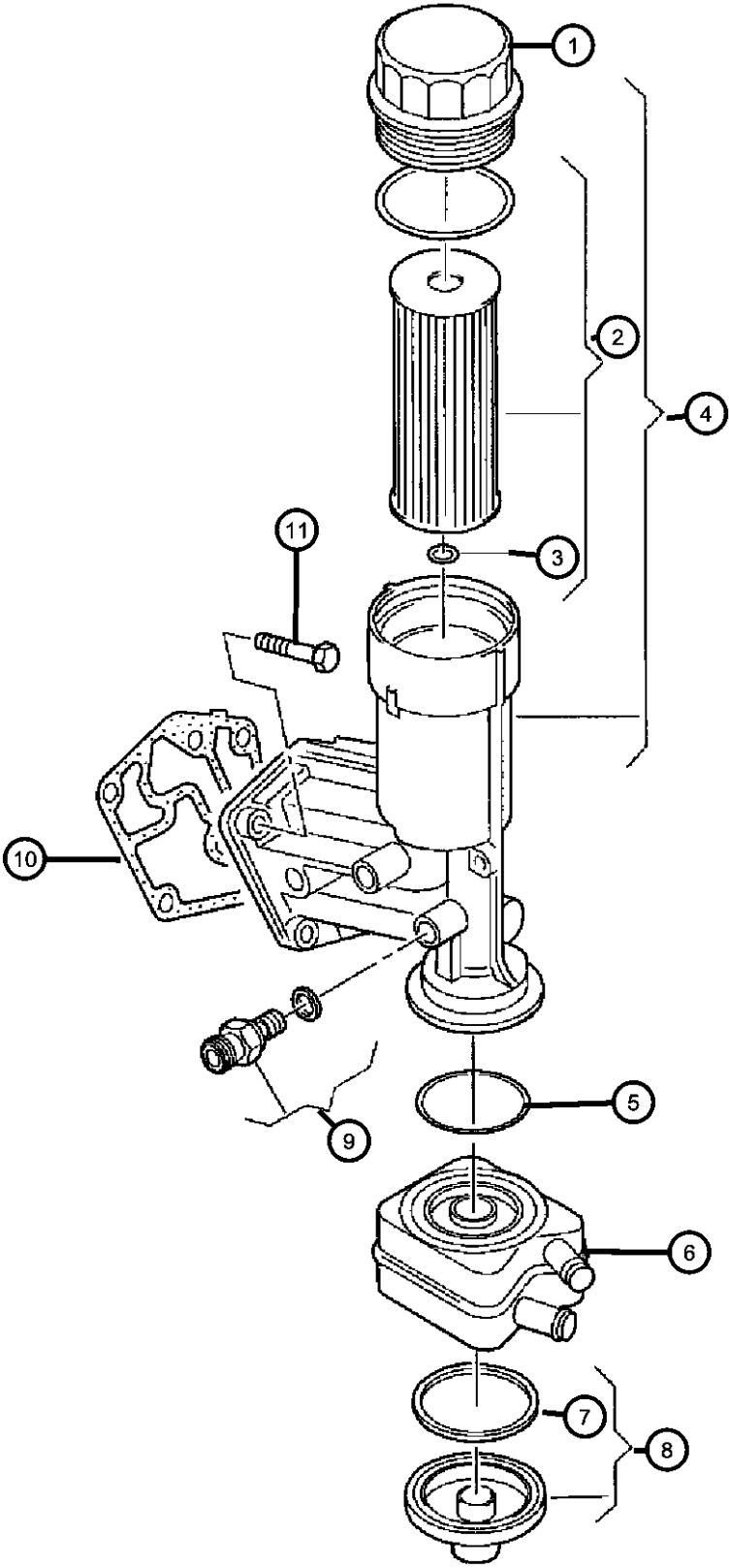
Engine Oil Filter And Adapter 2.0L Diesel [ECD]
Figure 009ECD-745



ITEM	PART NUMBER	QTY	LINE	SERIES	BODY	ENGINE	TRANS	TRIM	DESCRIPTION
1	68004324AA	1	J, T, U			ECD			CAP, Oil Filter Housing
2	68001297AA	1	J, T, U			ECD			FILTER, Engine Oil
3	68001298AA	1	J, T, U			ECD			O RING
4	68004323AA	1	J, T, U			ECD			HOUSING, Oil Filter
5	68000691AA	1	U, J, T			ECD			O RING, Oil Cooler
6	68000688AA	1	J, T, U			ECD			COOLER, Engine Oil
7	68000690AA	1	J, T, U			ECD			SEAL, Engine Oil Cooler
8	68000689AA	1	J, T, U			ECD			COVER, Engine Oil Cooler
9	68028946AA	1	J, T, U			ECD			SWITCH, Oil Pressure
10	68001474AA	1	J, T, U			ECD			GASKET, Oil Filter Housing
11	68001540AB	4	J, T, U			ECD			BOLT

COMPASS/PATRIOT (MK)		BODY		ENGINE		TRANSMISSION	
SERIES	LINE						
H = HIGHLINE	T = JEEP - 2WD	49 = HATCHBACK TYPE #2		ECE = 2.0L 4 Cyl DOHC DPF		DEF = 6-Speed Manual Aisin BG6	
L = LOWLINE	J = JEEP - 4WD	74 = SPORT UTILITY 4-DR		Diesel Engine		Trans	
P = PREMIUM	U = JEEP - 4WD (RHD)	TYPE #4		ED3 = 2.4L 4 Cyl DOHC 16V		DD7 = 5-Speed Manual T355	
				Dual VVT Engine		Transmission	
				ECD = 2.0L 4 Cyl DOHC		DAV = Continuously Variable	
				Diesel 16V Engine		Transaxle II	
				ECN = 2.0L 4 Cyl DOHC 16V		DAW = Cont.Var. w/Off-Rd Crawl	
				Dual VVT Engine		Ratio Trans	

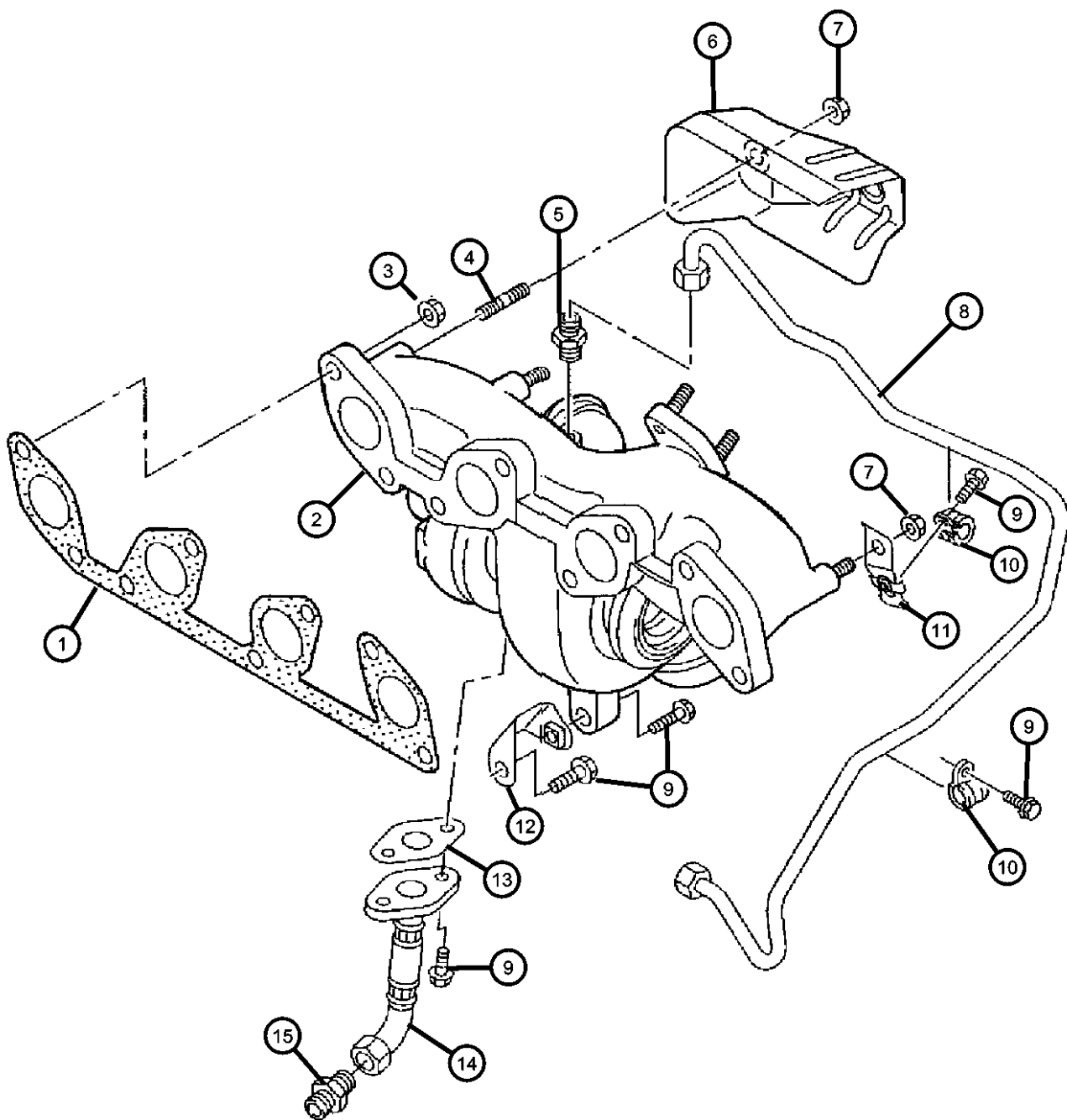
Engine Oil Cooler And Hoses/Tubes 2.0L Diesel [ECD]
Figure 009ECD-805



ITEM	PART NUMBER	QTY	LINE	SERIES	BODY	ENGINE	TRANS	TRIM	DESCRIPTION
1	68004324AA	1	J, T, U			ECD			CAP, Oil Filter Housing
2	68001297AA	1	J, T, U			ECD			FILTER, Engine Oil
3	68001298AA	1	J, T, U			ECD			O RING
4	68004323AA	1	J, T, U			ECD			HOUSING, Oil Filter
5	68000691AA	1	J, T, U			ECD			O RING, Oil Cooler
6	68000688AA	1	J, T, U			ECD			COOLER, Engine Oil
7	68000690AA	1	J, T, U			ECD			SEAL, Engine Oil Cooler
8	68000689AA	1	J, T, U			ECD			COVER, Engine Oil Cooler
9	68028946AA	1	J, T, U			ECD			SWITCH, Oil Pressure
10	68001474AA	1	J, T, U			ECD			GASKET, Oil Filter Housing
11	68001540AB	4	J, T, U			ECD			BOLT

COMPASS/PATRIOT (MK)		BODY	ENGINE	TRANSMISSION
SERIES	LINE			
H = HIGHLINE	T = JEEP - 2WD	49 = HATCHBACK TYPE #2	ECE = 2.0L 4 Cyl DOHC DPF Diesel Engine	DEF = 6-Speed Manual Aisin BG6 Trans
L = LOWLINE	J = JEEP - 4WD	74 = SPORT UTILITY 4-DR TYPE #4	ED3 = 2.4L 4 Cyl DOHC 16V Dual VVT Engine	DD7 = 5-Speed Manual T355 Transmission
P = PREMIUM	U = JEEP - 4WD (RHD)		ECD = 2.0L 4 Cyl DOHC Diesel 16V Engine	DAV = Continuously Variable Transaxle II
			ECN = 2.0L 4 Cyl DOHC 16V Dual VVT Engine	DAW = Cont.Var. w/Off-Rd Crawl Ratio Trans

Exhaust Manifold/Turbo Charger Assembly 2.0L Diesel [ECD]
Figure 009ECD-945

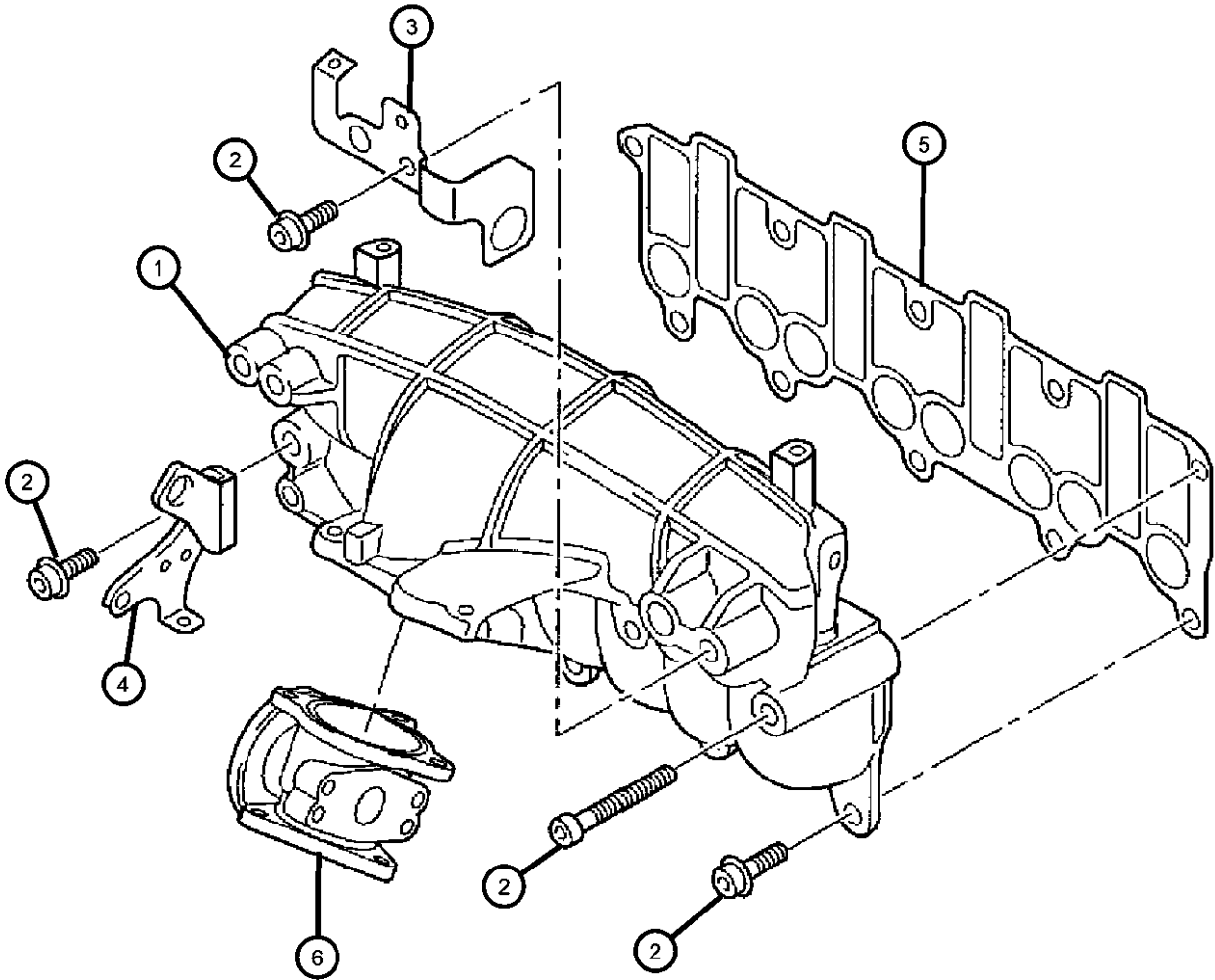


ITEM	PART NUMBER	QTY	LINE	SERIES	BODY	ENGINE	TRANS	TRIM	DESCRIPTION
1	68000634AA	1	J, T, U			ECD			GASKET, Exhaust Manifold
2	68000633AB	1	J, T, U			ECD			MANIFOLD/TURBOCHARGER, Exhaust
3	68001525AA	3	J, T, U			ECD			NUT, Hex Flange, M8, Exhaust Manifold, Mounting
4	68001524AA	8	J, T, U			ECD			STUD, Double Ended, Exhaust Manifold, Mounting
5	68001422AA	1	J, T, U			ECD			FITTING, Male, Oil Line
6	68004328AB	1	J, T, U			ECD			SHIELD, Heat
7	68004328AB	1							NUT, (NOT SERVICED)
8	68001464AA	1	J, T, U			ECD			TUBE, Turbo Oil Feed
9	68001464AA	1							BOLT, (NOT SERVICED)
10	68001289AA	2	J, T, U			ECD			CLAMP, Hose
11	68001465AA	1	J, T, U			ECD			BRACKET, Exhaust Manifold
12	68001302AA	1	J, T, U			ECD			SUPPORT
13	68001420AA	1	J, T, U			ECD			GASKET, Turbo Oil Drain Hose and Tube Assembly
14	68001303AA	1	J, T, U			ECD			HOSE AND TUBE ASSEMBLY, Turbo Oil Drain
15	68001541AA	1	J, T, U			ECD			FITTING, Male

COMPASS/PATRIOT (MK)		BODY		ENGINE	TRANSMISSION
SERIES	LINE				
H = HIGHLINE	T = JEEP - 2WD	49 = HATCHBACK TYPE #2	ECE = 2.0L 4 Cyl DOHC DPF Diesel Engine	DEF = 6-Speed Manual Aisin BG6 Trans	
L = LOWLINE	J = JEEP - 4WD	74 = SPORT UTILITY 4-DR TYPE #4	ED3 = 2.4L 4 Cyl DOHC 16V Dual VVT Engine	DD7 = 5-Speed Manual T355 Transmission	
P = PREMIUM	U = JEEP - 4WD (RHD)		ECD = 2.0L 4 Cyl DOHC Diesel 16V Engine	DAV = Continuously Variable Transaxle II	
			ECN = 2.0L 4 Cyl DOHC 16V Dual VVT Engine	DAW = Cont.Var. w/Off-Rd Crawl Ratio Trans	

Intake Manifold 2.0L Diesel [ECD]
Figure 009ECD-1025

ITEM	PART NUMBER	QTY	LINE	SERIES	BODY	ENGINE	TRANS	TRIM	DESCRIPTION
1	68004325AA	1	J, T, U			ECD			MANIFOLD, Intake
2	68004325AA	1							BOLT, (NOT SERVICED)
3	68001459AA	1	J, T, U			ECD			BRACKET
4	68001453AA	1	J, T, U			ECD			BRACKET
5	68001462AA	1	J, T, U			ECD			GASKET, Intake Manifold
6	68001558AB	1	J, T, U			ECD			VALVE, EGR

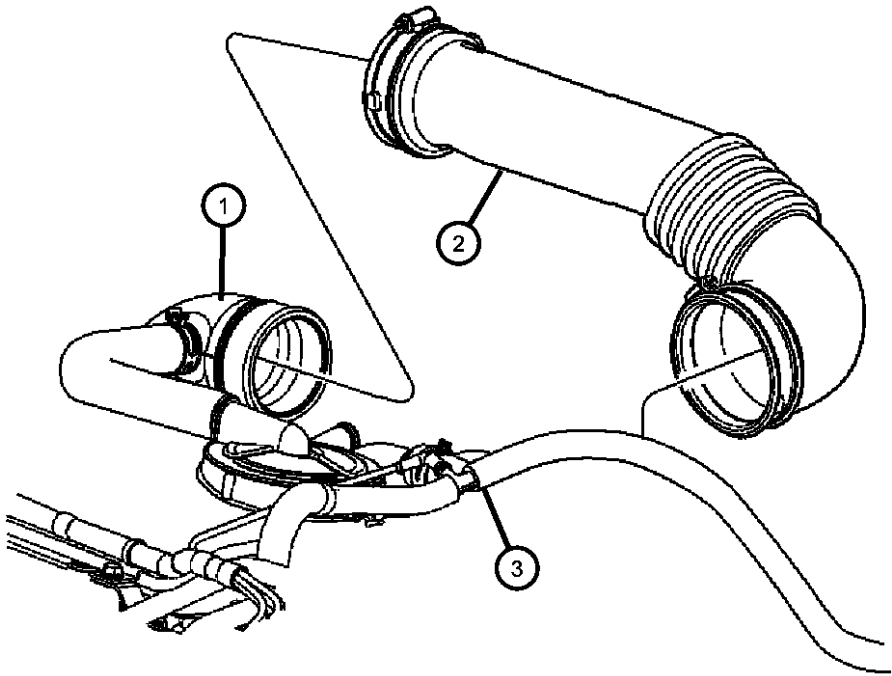


COMPASS/PATRIOT (MK)		BODY	ENGINE	TRANSMISSION
SERIES	LINE			
H = HIGHLINE	T = JEEP - 2WD	49 = HATCHBACK TYPE #2	ECE = 2.0L 4 Cyl DOHC DPF Diesel Engine	DEF = 6-Speed Manual Aisin BG6 Trans
L = LOWLINE	J = JEEP - 4WD	74 = SPORT UTILITY 4-DR	ED3 = 2.4L 4 Cyl DOHC 16V Dual VVT Engine	DD7 = 5-Speed Manual T355 Transmission
P = PREMIUM	U = JEEP - 4WD (RHD)	TYPE #4	ECD = 2.0L 4 Cyl DOHC Diesel 16V Engine	DAV = Continuously Variable Transaxle II
			ECN = 2.0L 4 Cyl DOHC 16V Dual VVT Engine	DAW = Cont.Var. w/Off-Rd Crawl Ratio Trans

Crankcase Ventilation 2.0L Diesel [ECD]
Figure 009ECD-1105

ITEM	PART NUMBER	QTY	LINE	SERIES	BODY	ENGINE	TRANS	TRIM	DESCRIPTION
------	----------------	-----	------	--------	------	--------	-------	------	-------------

NOTE:
Sales Codes:
[DAV] = Continuously Variable Transmission
[DEF] = 6-Speed Manual Aisian BG6 Transmission
[DE0] = All 6-Speed Manual Transmissions
[DD0] = All 5-Speed Manual Transmissions
[DD7] = 5-Speed Manual T355 Transmission
[ECD] = 2.0L 4 Cylinder DOHC Diesel 16 Valve Engine
[ED3] = 2.4L 4 Cylinder DOHC 16 Valve Duel VVT Engine
[ED0] = All 2.4L 4 Cylinder Gas Engines
[NAA] = Federal Emissions
[NAE] = California EmissSIONs
[NAS] = 50 States Emissions
[NA1] = Export Emissions



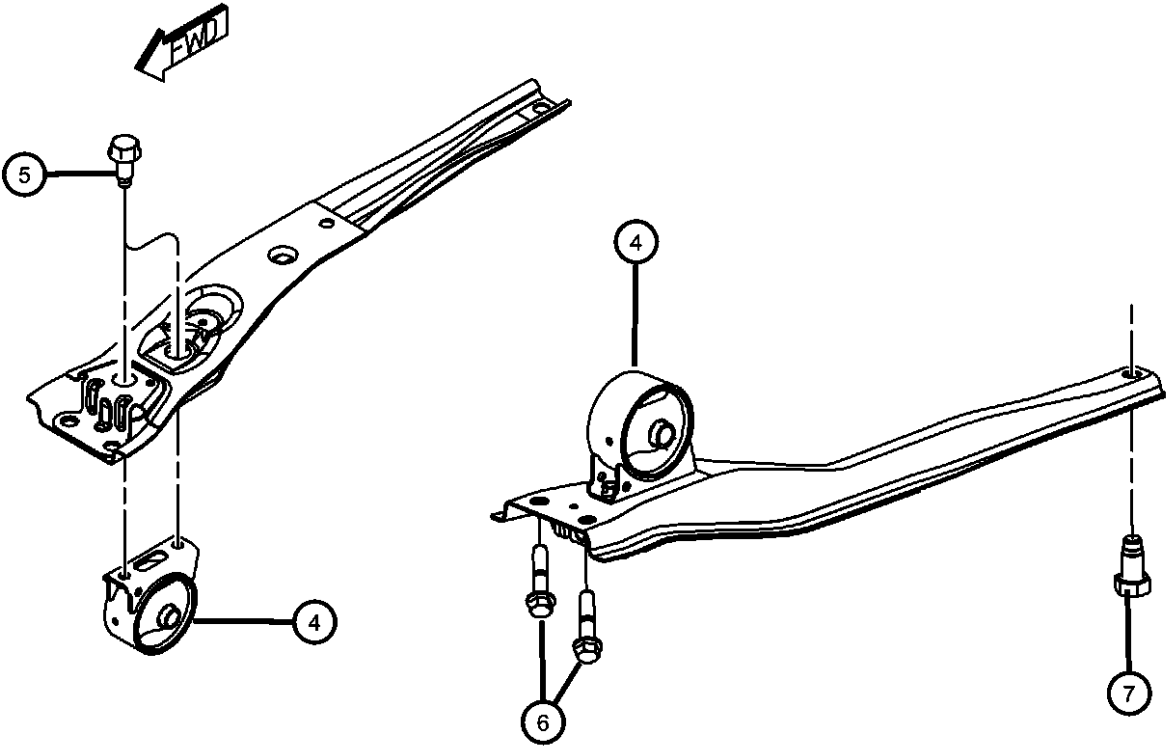
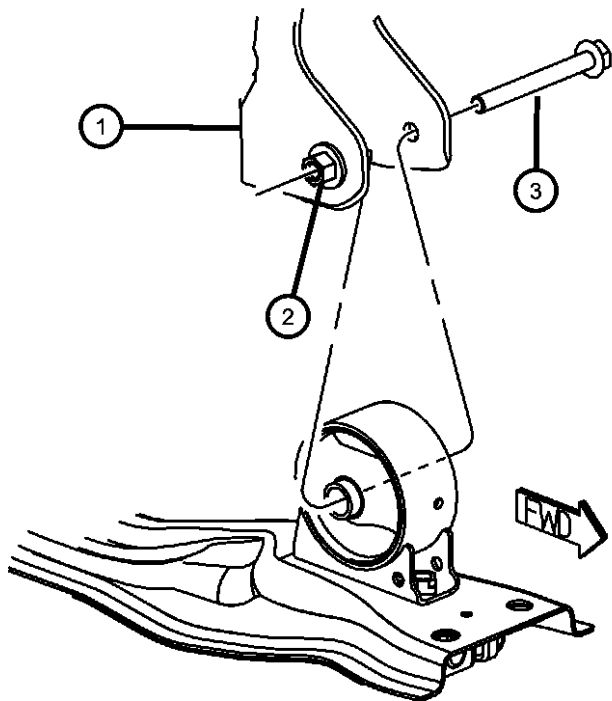
1	04891634AD	1	J, T, U			ECD			HOSE, Clean Air
2	04891794AB	1	J, T, U			ECD			HOSE, Clean Air
		1	J, T, U			ECD			Compass
3	05105157AF	1	U						Patroit
									HOSE, Vacuum Supply

COMPASS/PATRIOT (MK)				
SERIES	LINE	BODY	ENGINE	TRANSMISSION
H = HIGHLINE	T = JEEP - 2WD	49 = HATCHBACK TYPE #2	ECE = 2.0L 4 Cyl DOHC DPF Diesel Engine	DEF = 6-Speed Manual Aisin BG6 Trans
L = LOWLINE	J = JEEP - 4WD	74 = SPORT UTILITY 4-DR	ED3 = 2.4L 4 Cyl DOHC 16V Dual VVT Engine	DD7 = 5-Speed Manual T355 Transmission
P = PREMIUM	U = JEEP - 4WD (RHD)	TYPE #4	ECD = 2.0L 4 Cyl DOHC Diesel 16V Engine	DAV = Continuously Variable Transaxle II
			ECN = 2.0L 4 Cyl DOHC 16V Dual VVT Engine	DAW = Cont.Var. w/Off-Rd Crawl Ratio Trans

AR = use ase required - = Non illustrated part

2008 MK

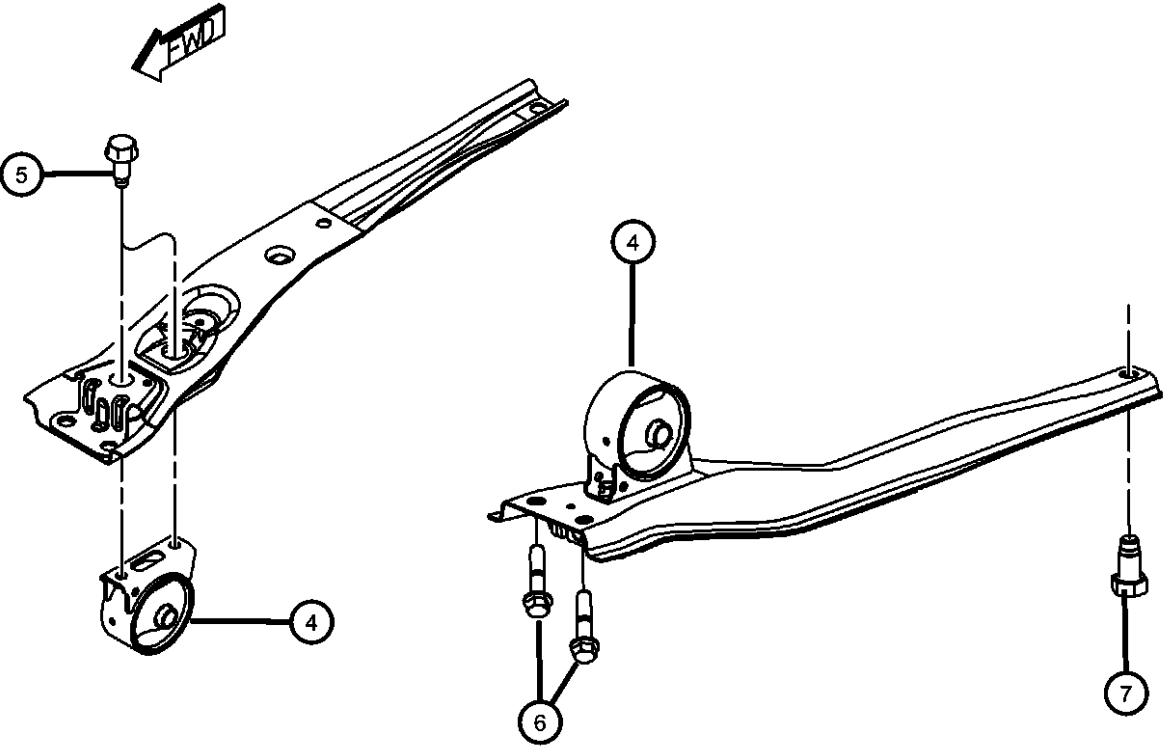
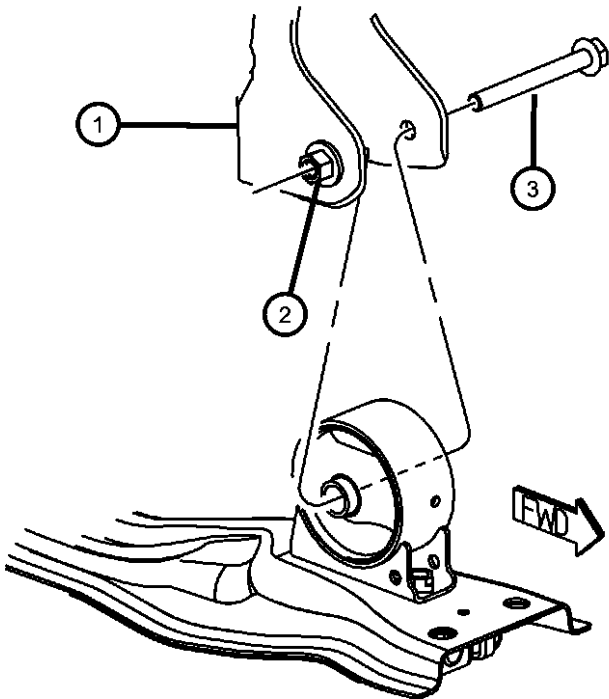
Engine Mounting Front FWD 2.0L Diesel [ECD]
Figure 009ECD-1205



ITEM	PART NUMBER	QTY	LINE	SERIES	BODY	ENGINE	TRANS	TRIM	DESCRIPTION
1	05105596AB	1	J, T, U			ECN, ED3			BRACKET, Engine MountFront
2	05105596AB	1							WELD NUT, Serviced With Bracket, (NOT SERVICED)
3	06105074AA	1	J, T, U						BOLT, Hex Flange Head, M10X1.50X100.00, Front Mount To Bracket, Mounting
4									INSULATOR
	05105493AB	1	J, T, U				DD7, DEF		Front
	05105494AB	1	J, T, U				DAV, DAW		
5	06105062AA	2	J, T, U						BOLT, Hex Flange Head, M10x1.50x25.00, Front Mount To Crossmember, Mounting
6	06508511AA	2	J, T, U						BOLT, Hex Flange Head, M12X1.25X55.00, To Radiator Cross Member, Mounting
7	06105075AA	1	J, T, U						BOLT, Hex Flange Head, M12x1.50x25.00, To Suspension Cross Member, Mounting

COMPASS/PATRIOT (MK)		BODY		ENGINE	TRANSMISSION
SERIES	LINE				
H = HIGHLINE	T = JEEP - 2WD	49 = HATCHBACK TYPE #2	ECE = 2.0L 4 Cyl DOHC DPF Diesel Engine	DEF = 6-Speed Manual Aisin BG6 Trans	
L = LOWLINE	J = JEEP - 4WD	74 = SPORT UTILITY 4-DR TYPE #4	ED3 = 2.4L 4 Cyl DOHC 16V Dual VVT Engine	DD7 = 5-Speed Manual T355 Transmission	
P = PREMIUM	U = JEEP - 4WD (RHD)		ECD = 2.0L 4 Cyl DOHC Diesel 16V Engine	DAV = Continuously Variable Transaxle II	
			ECN = 2.0L 4 Cyl DOHC 16V Dual VVT Engine	DAW = Cont.Var. w/Off-Rd Crawl Ratio Trans	

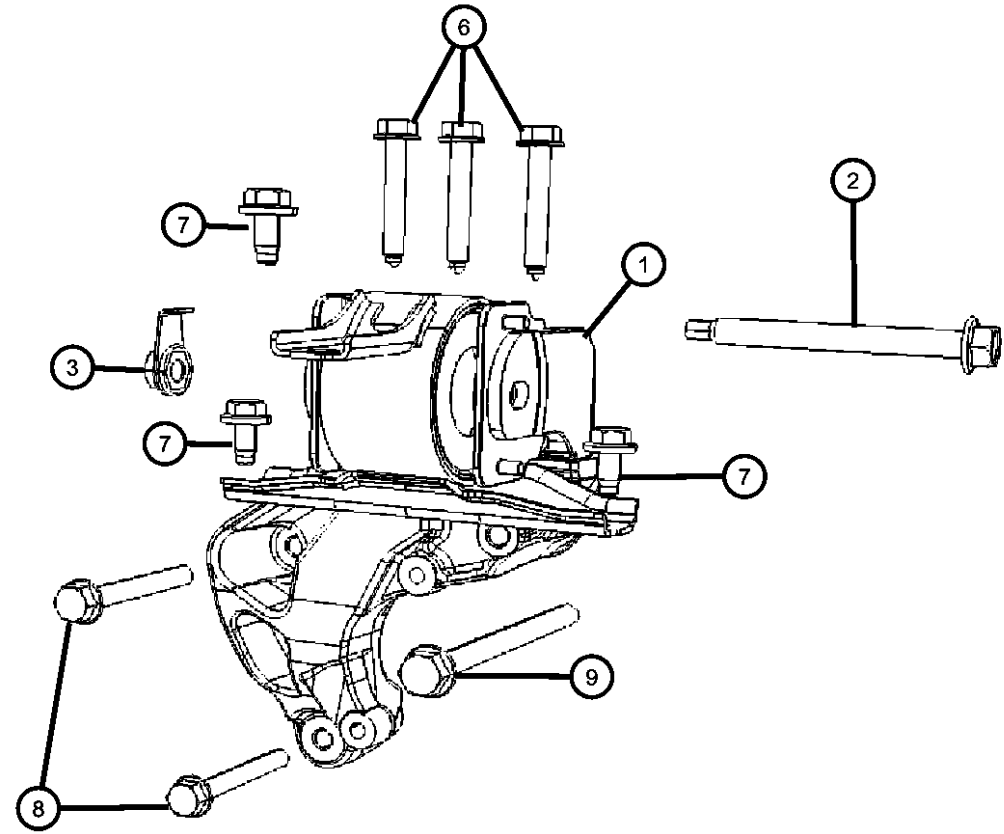
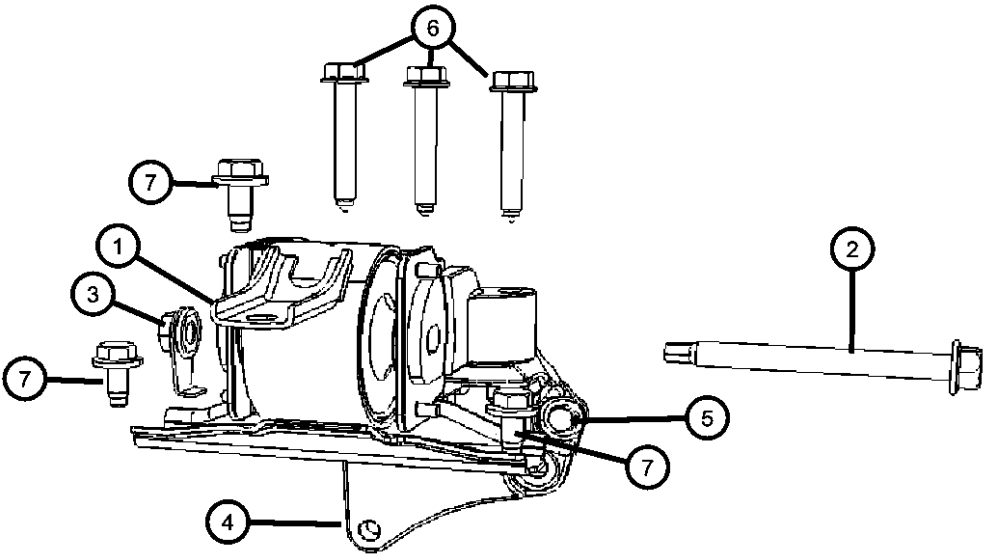
Engine Mounting Front AWD/4WD 2.0L Diesel [ECD]
Figure 009ECD-1215



ITEM	PART NUMBER	QTY	LINE	SERIES	BODY	ENGINE	TRANS	TRIM	DESCRIPTION
1	05105596AB	1	J, T, U			ECN, ED3			BRACKET, Engine MountFront
2	05105596AB	1							WELD NUT, Serviced With Bracket, (NOT SERVICED)
3	06105074AA	1	J, T, U						BOLT, Hex Flange Head, M10X1.50X100.00, Front Mount To Bracket, Mounting
4	05105493AB	1	J, T, U				DD7, DEF		INSULATOR Front
	05105494AB	1	J, T, U				DAV, DAW		
5	06105062AA	2	J, T, U						BOLT, Hex Flange Head, M10x1.50x25.00, Front Mount To Crossmember, Mounting
6	06508511AA	2	J, T, U						BOLT, Hex Flange Head, M12X1.25X55.00, To Radiator Cross Member, Mounting
7	06105075AA	1	J, T, U						BOLT, Hex Flange Head, M12x1.50x25.00, To Suspension Cross Member, Mounting

COMPASS/PATRIOT (MK)				
SERIES	LINE	BODY	ENGINE	TRANSMISSION
H = HIGHLINE	T = JEEP - 2WD	49 = HATCHBACK TYPE #2	ECE = 2.0L 4 Cyl DOHC DPF Diesel Engine	DEF = 6-Speed Manual Aisin BG6 Trans
L = LOWLINE	J = JEEP - 4WD	74 = SPORT UTILITY 4-DR TYPE #4	ED3 = 2.4L 4 Cyl DOHC 16V Dual VVT Engine	DD7 = 5-Speed Manual T355 Transmission
P = PREMIUM	U = JEEP - 4WD (RHD)		ECD = 2.0L 4 Cyl DOHC Diesel 16V Engine	DAV = Continuously Variable Transaxle II
			ECN = 2.0L 4 Cyl DOHC 16V Dual VVT Engine	DAW = Cont.Var. w/Off-Rd Crawl Ratio Trans

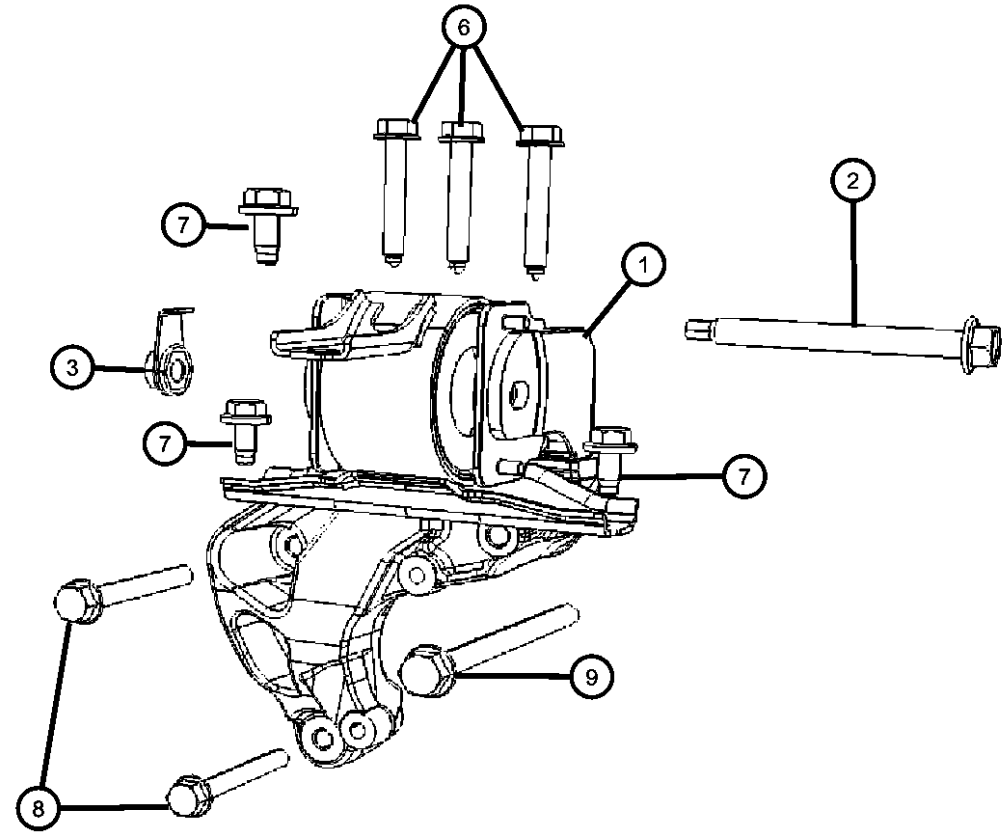
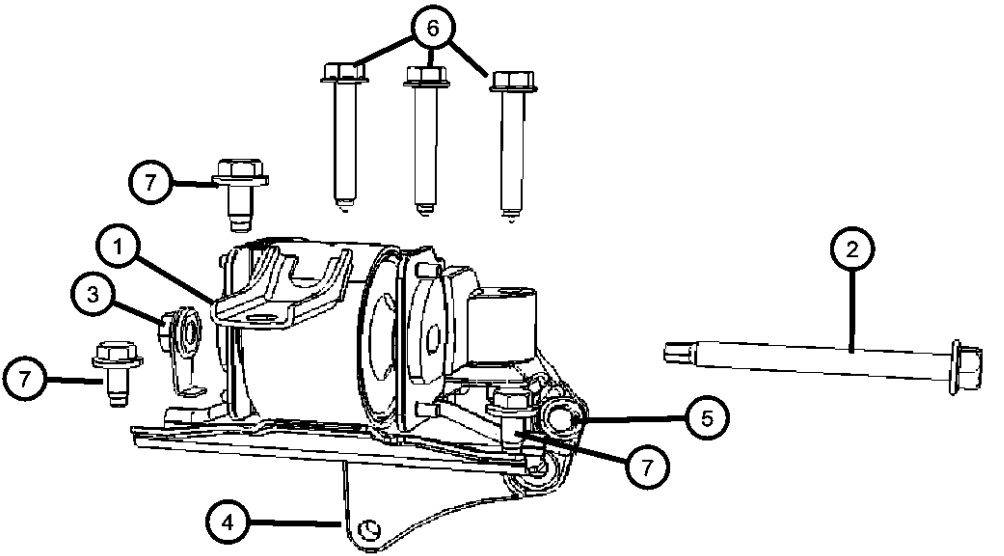
Engine Mounting Right Side FWD 2.0L Diesel [ECD]
Figure 009ECD-1225



ITEM	PART NUMBER	QTY	LINE	SERIES	BODY	ENGINE	TRANS	TRIM	DESCRIPTION
1	05105489AD	1	J, T, U			ECN, ED3			INSULATOR, Engine Mount, Includes Items 3 and 4, Right
2	06508529AA	1	J, T, U			ECN, ED3			BOLT, Hex Flange Head, M12X1.50X121.00, Engine Mount Bracket to Insulator, Mounting
3	06508684AA	1	J, T, U			ECN, ED3			NUT, Hex Flange, M12X1.50, Engine Mount Bracket to Insulator, Mounting
4	68004188AA	1	J, T, U			ECN, ED3			BRACKET PACKAGE, Engine Mount
5	06500584	1	J, T, U			ECN, ED3			BOLT
6	06508235AA	3	J, T, U						BOLT, Hex Flange Head, M10X1.25X65.00, Engine Support Bracket to Power Steering Bracket, Mounting
7	06104412AA	3	J, T, U						BOLT AND CONED WASHER, Hex Head, M10X1.5X25.00
8	06104225AA	2	J, T, U			ECD, ECE			BOLT, Hex Flange Head, M10X1.50X80.00
9	06104230AA	1	J, T, U			ECD, ECE			BOLT, Hex Flange Head, M10X1.50X130.00, Engine Support Bracket to Block, Mounting

COMPASS/PATRIOT (MK)		BODY		ENGINE		TRANSMISSION	
SERIES	LINE						
H = HIGHLINE	T = JEEP - 2WD	49 = HATCHBACK TYPE #2		ECE = 2.0L 4 Cyl DOHC DPF Diesel Engine		DEF = 6-Speed Manual Aisin BG6 Trans	
L = LOWLINE	J = JEEP - 4WD	74 = SPORT UTILITY 4-DR TYPE #4		ED3 = 2.4L 4 Cyl DOHC 16V Dual VVT Engine		DD7 = 5-Speed Manual T355 Transmission	
P = PREMIUM	U = JEEP - 4WD (RHD)			ECD = 2.0L 4 Cyl DOHC Diesel 16V Engine		DAV = Continuously Variable Transaxle II	
				ECN = 2.0L 4 Cyl DOHC 16V Dual VVT Engine		DAW = Cont.Var. w/Off-Rd Crawl Ratio Trans	

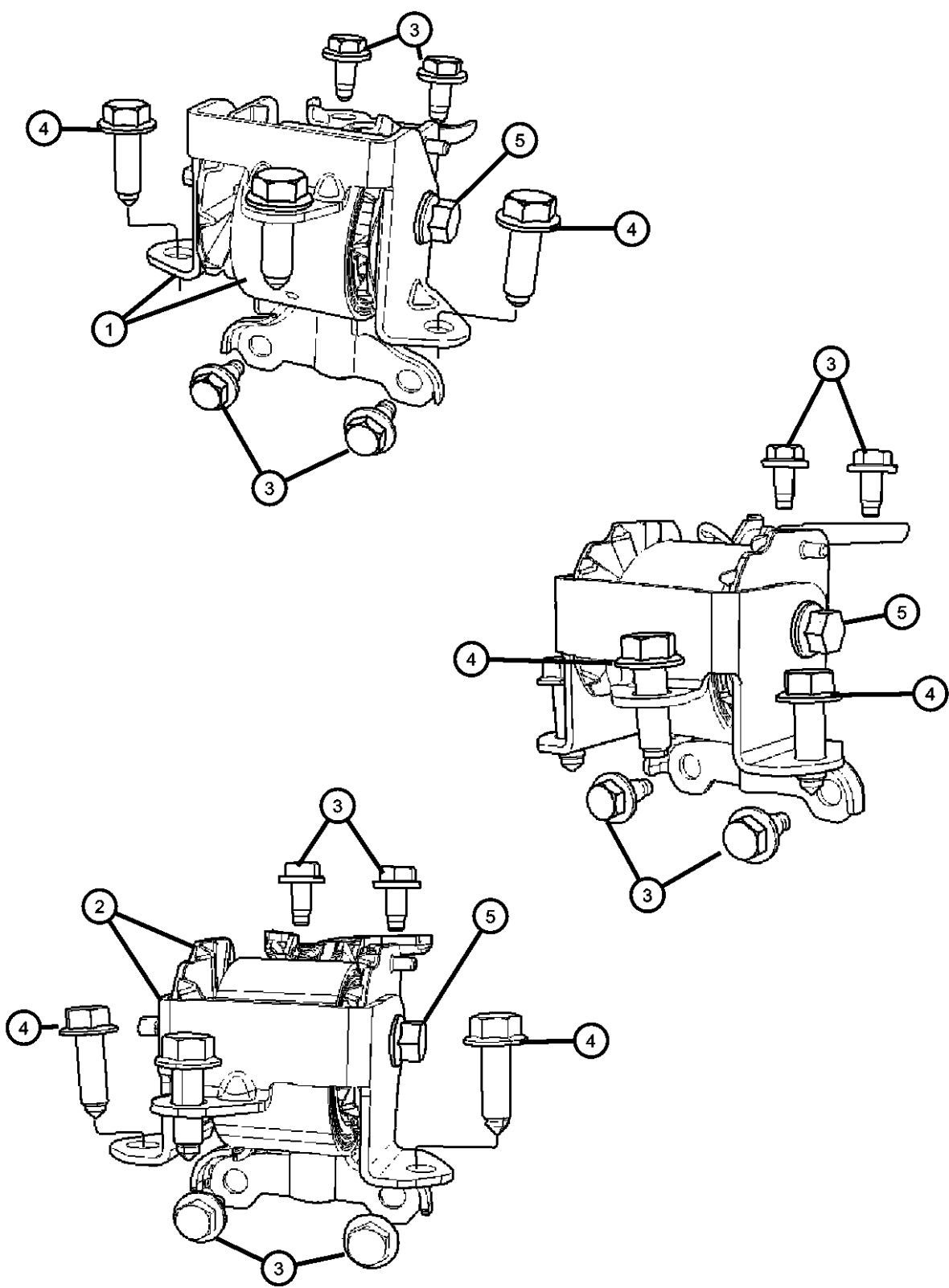
Engine Mounting Right Side AWD/4WD 2.0L Diesel [ECD]
Figure 009ECD-1235



ITEM	PART NUMBER	QTY	LINE	SERIES	BODY	ENGINE	TRANS	TRIM	DESCRIPTION
1	05105489AD	1	J, T, U			ECN, ED3			INSULATOR, Engine Mount, Includes Items 3 and 4, Right
2	06508529AA	1	J, T, U			ECN, ED3			BOLT, Hex Flange Head, M12X1.50X121.00, Engine Mount Bracket to Insulator, Mounting
3	06508684AA	1	J, T, U			ECN, ED3			NUT, Hex Flange, M12X1.50, Engine Mount Bracket to Insulator, Mounting
4	68004188AA	1	J, T, U			ECN, ED3			BRACKET PACKAGE, Engine Mount
5	06500584	1	J, T, U			ECN, ED3			BOLT
6	06508235AA	3	J, T, U						BOLT, Hex Flange Head, M10X1.25X65.00, Engine Support Bracket to Power Steering Bracket, Mounting
7	06104412AA	3	J, T, U						BOLT AND CONED WASHER, Hex Head, M10X1.5X25.00
8	06104225AA	2	J, T, U			ECD, ECE			BOLT, Hex Flange Head, M10X1.50X80.00
9	06104230AA	1	J, T, U			ECD, ECE			BOLT, Hex Flange Head, M10X1.50X130.00, Engine Support Bracket to Block, Mounting

COMPASS/PATRIOT (MK)		BODY	ENGINE	TRANSMISSION
SERIES	LINE			
H = HIGHLINE	T = JEEP - 2WD	49 = HATCHBACK TYPE #2	ECE = 2.0L 4 Cyl DOHC DPF Diesel Engine	DEF = 6-Speed Manual Aisin BG6 Trans
L = LOWLINE	J = JEEP - 4WD	74 = SPORT UTILITY 4-DR TYPE #4	ED3 = 2.4L 4 Cyl DOHC 16V Dual VVT Engine	DD7 = 5-Speed Manual T355 Transmission
P = PREMIUM	U = JEEP - 4WD (RHD)		ECD = 2.0L 4 Cyl DOHC Diesel 16V Engine	DAV = Continuously Variable Transaxle II
			ECN = 2.0L 4 Cyl DOHC 16V Dual VVT Engine	DAW = Cont.Var. w/Off-Rd Crawl Ratio Trans

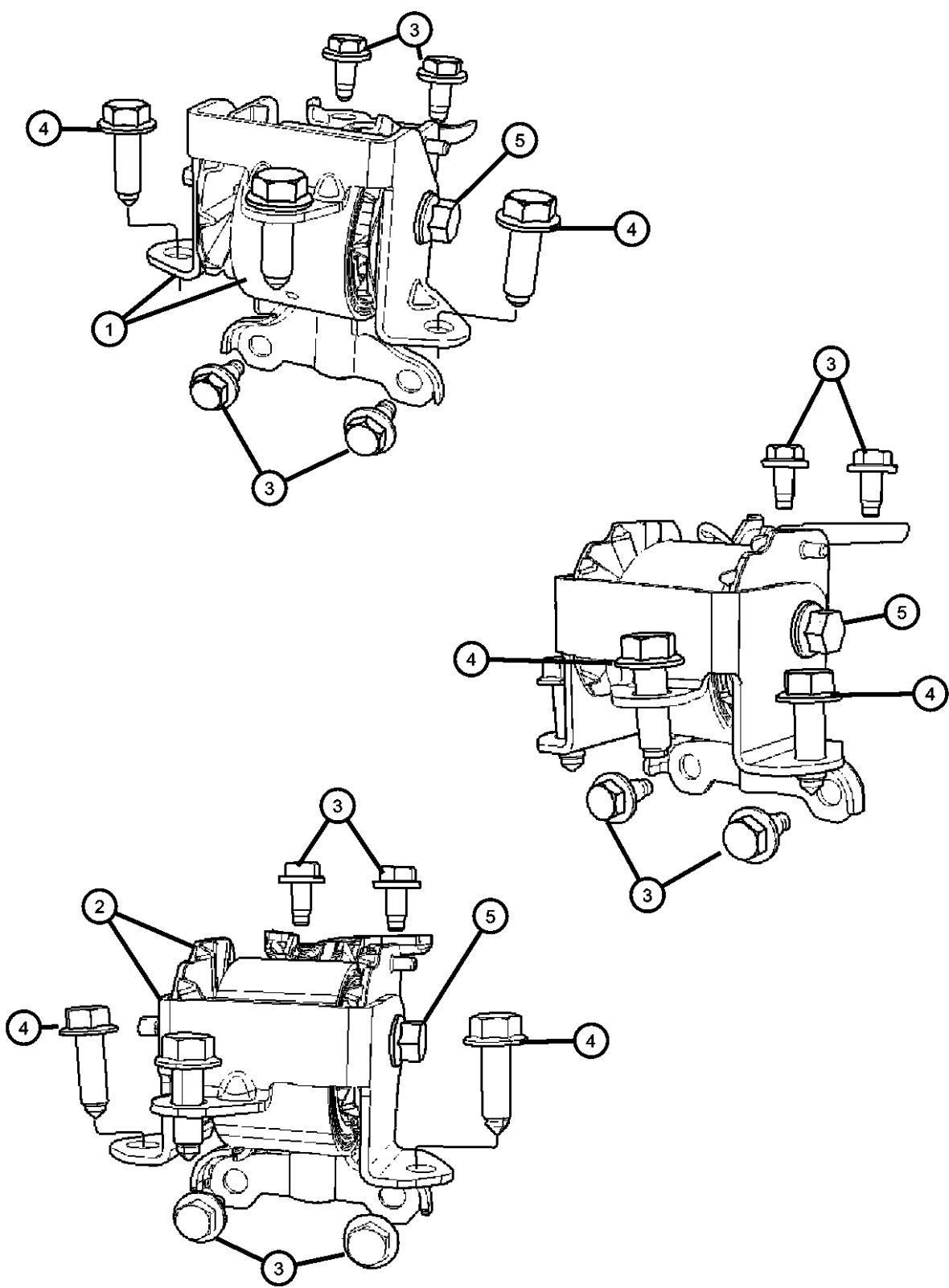
Engine Mounting Left Side FWD 2.0L Diesel [ECD]
Figure 009ECD-1245



ITEM	PART NUMBER	QTY	LINE	SERIES	BODY	ENGINE	TRANS	TRIM	DESCRIPTION
1	05105489AD	1	J, T, U			ECN, ED3			INSULATOR, Engine Mount
	05105667AD	1	J, T, U				DAV, DAW		
	05105669AE	1	J, T, U				DD7		
	05105671AD	1	J, T, U				DEF		
2	05105671AD	1	J, T, U						SUPPORT, Engine Mount
3	06104412AA	4	J, T, U						BOLT AND CONED WASHER, Hex Head, M10X1.5X25.00, Left Mount To Frame Rail, Mounting
4	06508530AA	3	J, T, U						BOLT, Hex Flange Head, M12X1.25X40.00
5	06508530AA	3							BOLT, Serviced With Mount, (NOT SERVICED)

COMPASS/PATRIOT (MK)		BODY	ENGINE	TRANSMISSION
SERIES	LINE			
H = HIGHLINE	T = JEEP - 2WD	49 = HATCHBACK TYPE #2	ECE = 2.0L 4 Cyl DOHC DPF Diesel Engine	DEF = 6-Speed Manual Aisin BG6 Trans
L = LOWLINE	J = JEEP - 4WD	74 = SPORT UTILITY 4-DR TYPE #4	ED3 = 2.4L 4 Cyl DOHC 16V Dual VVT Engine	DD7 = 5-Speed Manual T355 Transmission
P = PREMIUM	U = JEEP - 4WD (RHD)		ECD = 2.0L 4 Cyl DOHC Diesel 16V Engine	DAV = Continuously Variable Transaxle II
			ECN = 2.0L 4 Cyl DOHC 16V Dual VVT Engine	DAW = Cont.Var. w/Off-Rd Crawl Ratio Trans

Engine Mounting Left Side AWD/4WD 2.0L Diesel [ECD]
Figure 009ECD-1255

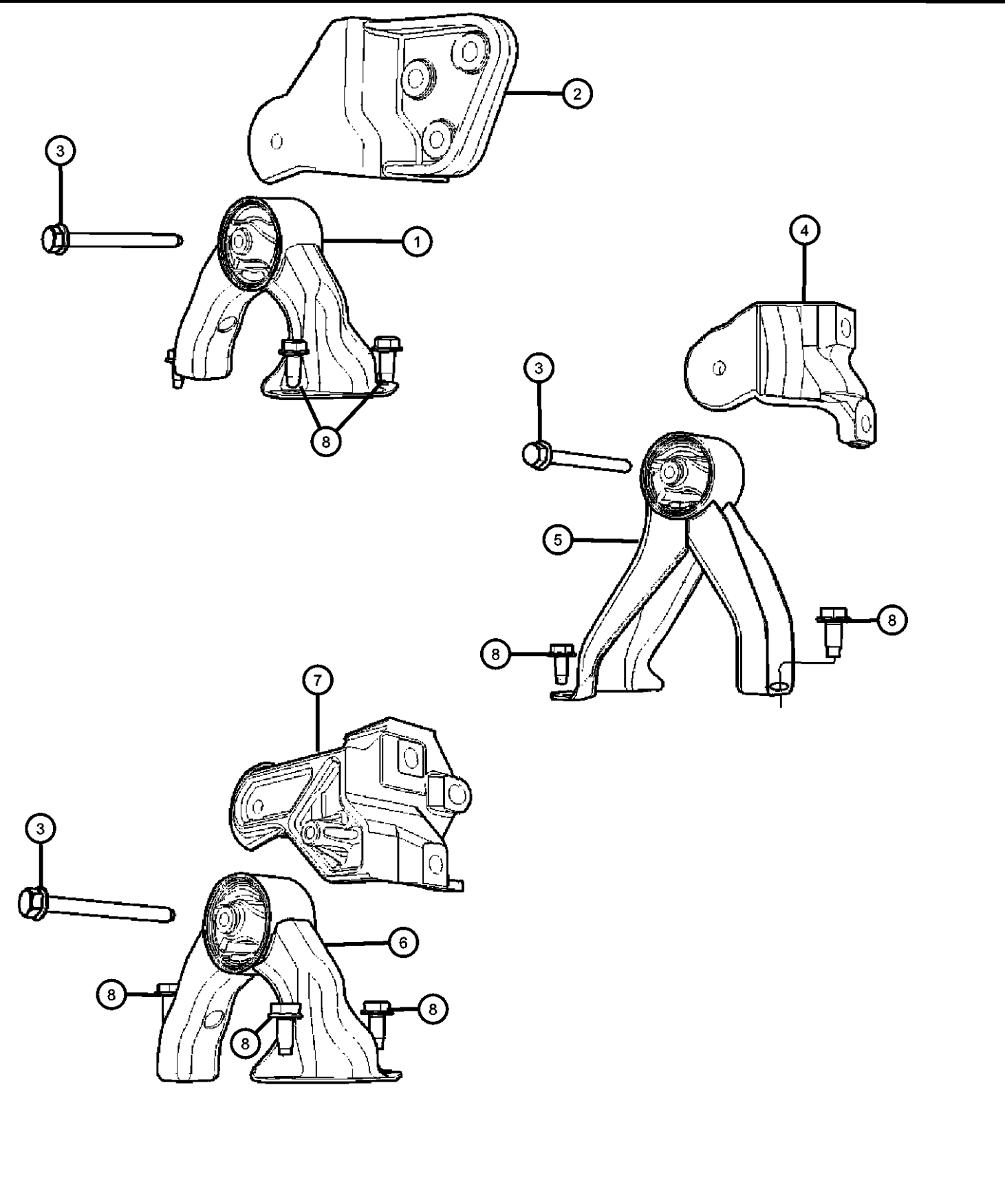


ITEM	PART NUMBER	QTY	LINE	SERIES	BODY	ENGINE	TRANS	TRIM	DESCRIPTION
1	05105489AD	1	J, T, U			ECN, ED3			INSULATOR, Engine Mount
	05105667AD	1	J, T, U				DAV, DAW		
	05105669AE	1	J, T, U				DD7		
2	05105671AD	1	J, T, U				DEF		SUPPORT, Engine Mount
3	06104412AA	4	J, T, U						BOLT AND CONED WASHER, Hex Head, M10X1.5X25.00, Left Mount To Frame Rail, Mounting
4	06508530AA	3	J, T, U						BOLT, Hex Flange Head, M12X1.25X40.00
5	06508530AA	3							BOLT, Serviced With Mount, (NOT SERVICED)

COMPASS/PATRIOT (MK)		BODY		ENGINE	TRANSMISSION
SERIES	LINE				
H = HIGHLINE	T = JEEP - 2WD	49 = HATCHBACK TYPE #2	ECE = 2.0L 4 Cyl DOHC DPF Diesel Engine	DEF = 6-Speed Manual Aisin BG6 Trans	
L = LOWLINE	J = JEEP - 4WD	74 = SPORT UTILITY 4-DR TYPE #4	ED3 = 2.4L 4 Cyl DOHC 16V Dual VVT Engine	DD7 = 5-Speed Manual T355 Transmission	
P = PREMIUM	U = JEEP - 4WD (RHD)		ECD = 2.0L 4 Cyl DOHC Diesel 16V Engine	DAV = Continuously Variable Transaxle II	
			ECN = 2.0L 4 Cyl DOHC 16V Dual VVT Engine	DAW = Cont.Var. w/Off-Rd Crawl Ratio Trans	


AR = use ase required - = Non illustrated part

Engine Mounting Rear FWD 2.0L Diesel [ECD]
Figure 009ECD-1265

										ITEM	PART NUMBER	QTY	LINE	SERIES	BODY	ENGINE	TRANS	TRIM	DESCRIPTION
										1									SUPPORT
											05105511AE	1	T				DAV, DAW		
											68032586AA	1	T				DD7, DEF		
										2	05105416AE	1	T			ECN, ED3			BRACKET, Torque Reaction
										3	06105074AA	1	J, T, U						BOLT, Hex Flange Head, M10X1.50X100.00
										4	05105409AE	1	J, U			ED3			BRACKET, Transmission Case Mounting
										5									INSULATOR
											05105495AD	1	J, U				DD7, DEF		
											05105498AE	1	J, U				DAV, DAW		
										6	05105511AE	1	T				DAV, DAW		SUPPORT
										7	05105598AE	1	T			ECD, ECE			BRACKET, Torque Reaction
										8	06105062AA	3	J, T, U						BOLT, Hex Flange Head, M10x1.50x25.00
										COMPASS/PATRIOT (MK)									
										SERIES		LINE		BODY		ENGINE		TRANSMISSION	
										H = HIGHLINE		T = JEEP - 2WD		49 = HATCHBACK TYPE #2		ECE = 2.0L 4 Cyl DOHC DPF Diesel Engine		DEF = 6-Speed Manual Aisin BG6 Trans	
										L = LOWLINE		J = JEEP - 4WD		74 = SPORT UTILITY 4-DR TYPE #4		ED3 = 2.4L 4 Cyl DOHC 16V Dual VVT Engine		DD7 = 5-Speed Manual T355 Transmission	
										P = PREMIUM		U = JEEP - 4WD (RHD)				ECD = 2.0L 4 Cyl DOHC Diesel 16V Engine		DAV = Continuously Variable Transaxle II	
																ECN = 2.0L 4 Cyl DOHC 16V Dual VVT Engine		DAW = Cont.Var. w/Off-Rd Crawl Ratio Trans	

AR = use ase required - = Non illustrated part

**Engine Mounting Rear AWD/4WD 2.0L Diesel [ECD]
Figure 009ECD-1275**



ITEM	PART NUMBER	QTY	LINE	SERIES	BODY	ENGINE	TRANS	TRIM	DESCRIPTION
1	05105511AE	1	T				DAV, DAW		SUPPORT
	68032586AA	1	T				DD7, DEF		
2	05105416AE	1	T			ECN, ED3			BRACKET, Torque Reaction
3	06105074AA	1	J, T, U						BOLT, Hex Flange Head, M10X1.50X100.00
4	05105409AE	1	J, U			ED3			BRACKET, Transmission Case Mounting
5	05105495AD	1	J, U				DD7, DEF		INSULATOR
	05105498AE	1	J, U				DAV, DAW		
6	05105511AE	1	T				DAV, DAW		SUPPORT
7	05105598AE	1	T			ECD, ECE			BRACKET, Torque Reaction
8	06105062AA	3	J, T, U						BOLT, Hex Flange Head, M10x1.50x25.00

COMPASS/PATRIOT (MK)

SERIES	LINE	BODY	ENGINE	TRANSMISSION
H = HIGHLINE	T = JEEP - 2WD	49 = HATCHBACK TYPE #2	ECE = 2.0L 4 Cyl DOHC DPF Diesel Engine	DEF = 6-Speed Manual Aisin BG6 Trans
L = LOWLINE	J = JEEP - 4WD	74 = SPORT UTILITY 4-DR TYPE #4	ED3 = 2.4L 4 Cyl DOHC 16V Dual VVT Engine	DD7 = 5-Speed Manual T355 Transmission
P = PREMIUM	U = JEEP - 4WD (RHD)		ECD = 2.0L 4 Cyl DOHC Diesel 16V Engine	DAV = Continuously Variable Transaxle II
			ECN = 2.0L 4 Cyl DOHC 16V Dual VVT Engine	DAW = Cont.Var. w/Off-Rd Crawl Ratio Trans

AR = use ase required - = Non illustrated part

2008 MK

Group - 009ECE

2.0L Turbo Diesel; Engine

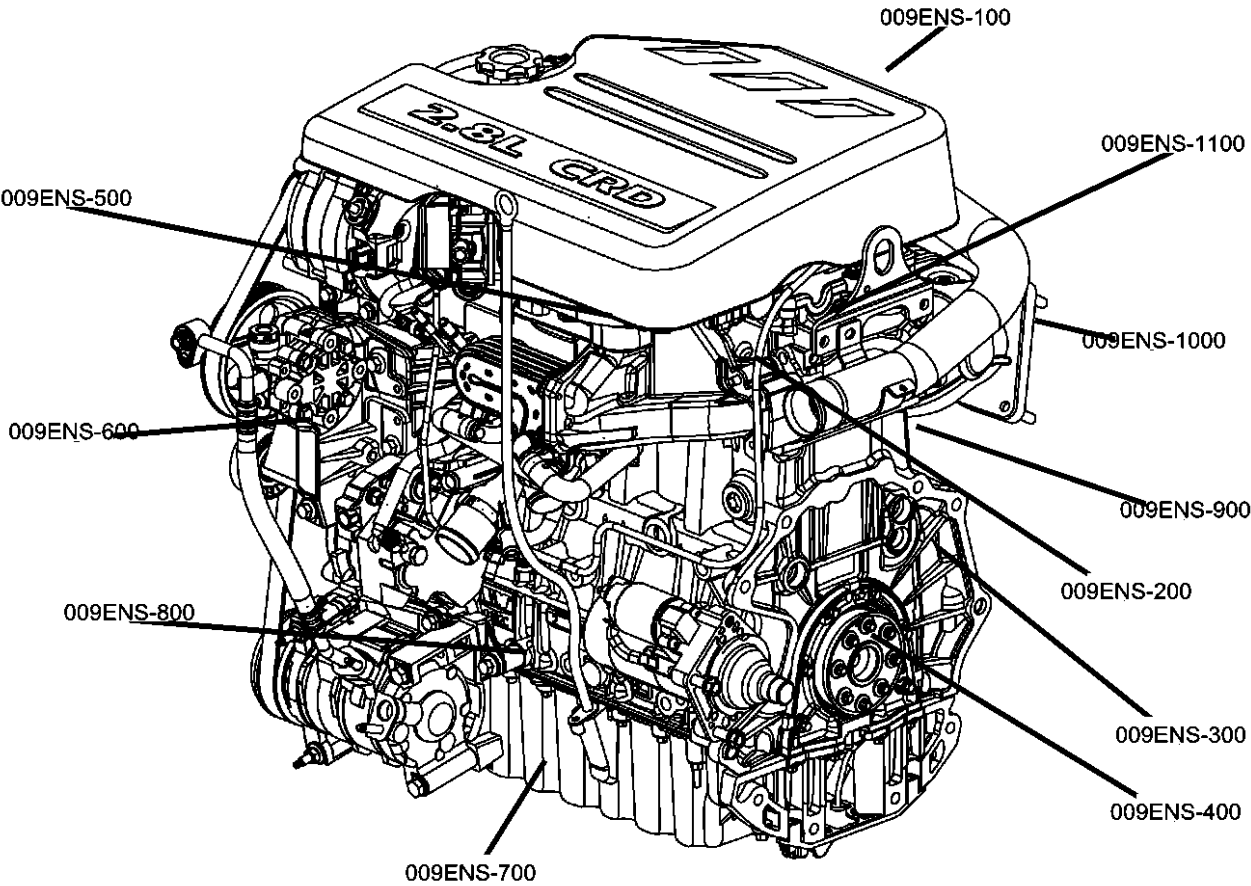
Group - 009ECE 2.0L Turbo Diesel; Engine

Illustration Title

Group-Fig. No.

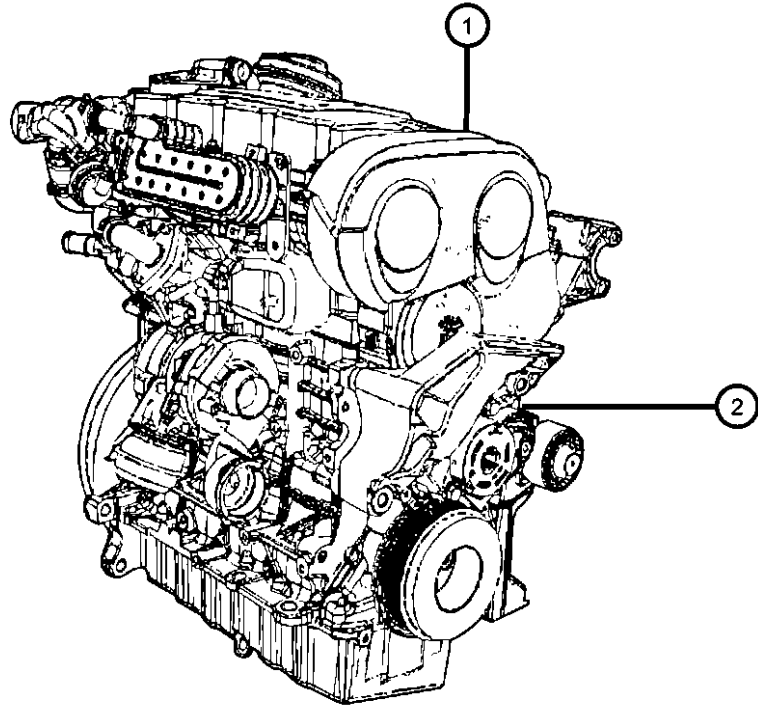
Engine Identification

Engine Assembly And Identification 2.0L Diesel [ECE]Fig. 009ECE - 105



<div>009ECE-100</div> <div>Engine Identification</div> <div><table><tr><th colspan="3">ENGINE IDENTIFICATION</th></tr><tr><th>ENGINE TYPE</th><th>YEAR</th><th>MODEL</th></tr><tr><td>009ECE-100</td><td>2008</td><td>2.0L Turbo Diesel</td></tr></table></div> <div></div>				ENGINE IDENTIFICATION			ENGINE TYPE	YEAR	MODEL	009ECE-100	2008	2.0L Turbo Diesel			
ENGINE IDENTIFICATION															
ENGINE TYPE	YEAR	MODEL													
009ECE-100	2008	2.0L Turbo Diesel													

Engine Assembly And Identification 2.0L Diesel [ECE]
Figure 009ECE-105

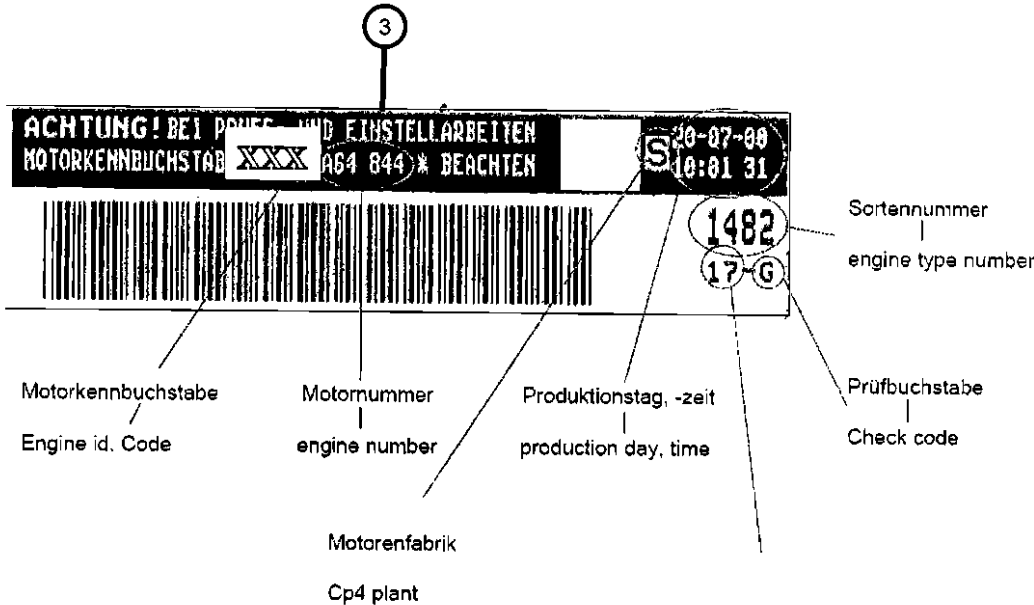


ITEM	PART NUMBER	QTY	LINE	SERIES	BODY	ENGINE	TRANS	TRIM	DESCRIPTION
------	-------------	-----	------	--------	------	--------	-------	------	-------------

NOTE:
When Engine Long Block Is Ordered, The First Three Alpha Characters Of The Engine I.D. Code Must Be Obtained For Proper Engine Replacement.
Engine I.D. Codes Are Listed Below:
[BSY] = NON-Balance Shaft Engine
[BYL] = Balance Shaft Engine WITHOUT Diesel Particulate Filter
[BWD] = Balance Shaft Engine WITH Diesel Particulate Filter
Engine Long Block Does Not Include Any External Bolt On Components, Only Main Components Cylinder Head, Cylinder Block, And Internals ETC.

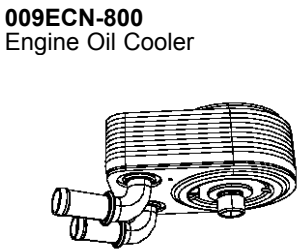
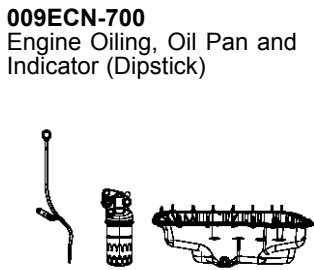

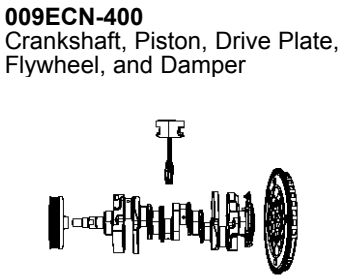

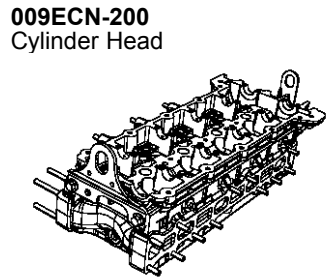
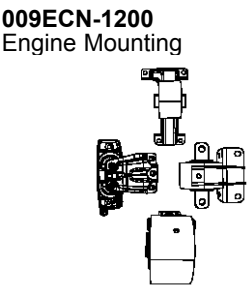
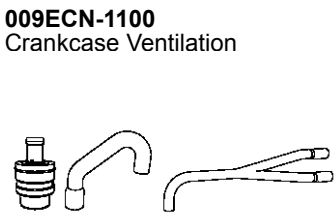
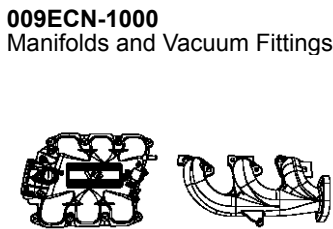
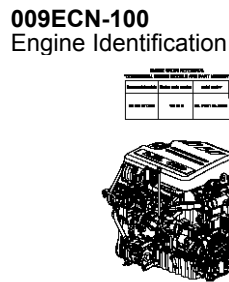
1	06105062AA	3							ENGINE, Complete, Diesel, Serviced By Base Engine Only, (NOT SERVICED)
2	68040870AA	1	J, T, U			ECE			ENGINE, Long Block, See Note For Important Information, With Engine Alpha I.D. Code [BWD]
3	68040870AA	1							LABEL, Engine Identification, Located On Timing Cover See Note For Important Information, (NOT SERVICED)

Barcode-label for Cp4 engine
Aufkleber für den ZP4-Motor



COMPASS/PATRIOT (MK)		BODY	ENGINE	TRANSMISSION
SERIES	LINE			
H = HIGHLINE	T = JEEP - 2WD	49 = HATCHBACK TYPE #2	ECE = 2.0L 4 Cyl DOHC DPF Diesel Engine	DEF = 6-Speed Manual Aisin BG6 Trans
L = LOWLINE	J = JEEP - 4WD	74 = SPORT UTILITY 4-DR	ED3 = 2.4L 4 Cyl DOHC 16V Dual VVT Engine	DD7 = 5-Speed Manual T355 Transmission
P = PREMIUM	U = JEEP - 4WD (RHD)	TYPE #4	ECD = 2.0L 4 Cyl DOHC Diesel 16V Engine	DAV = Continuously Variable Transaxle II
			ECN = 2.0L 4 Cyl DOHC 16V Dual VVT Engine	DAW = Cont.Var. w/Off-Rd Crawl Ratio Trans

Group - 009ECN
2.0L Gas; Engine



Group - 009ECN 2.0L Gas; Engine

Illustration Title Group-Fig. No.

Engine Identification

Engine Assembly And Identification 2.0L [ECN]Fig. 009ECN - 105
Engine Gasket Packages 2.0L [ECN]Fig. 009ECN - 145

Cylinder Head

Cylinder Head Cover 2.0L [ECN]Fig. 009ECN - 205
Cylinder Head 2.0L [ECN]Fig. 009ECN - 225

Cylinder Block

Engine Cylinder Block And Hardware 2.0L [ECN]Fig. 009ECN - 305
Engine Cylinder Block Heater 2.0L [ECN].....Fig. 009ECN - 325

Crankshaft, Piston, Drive Plate, Flywheel, and Damper

Crankshaft, Crankshaft Bearings, Damper And Driveplate 2.0L [ECN]Fig. 009ECN - 405
Pistons, Connecting Rods, Connecting Rod Bearings And Piston Rings 2.0L [ECN].....Fig. 009ECN - 425

Camshaft and Valve

Camshafts And Valvetrain 2.0L [ECN].....Fig. 009ECN - 505

Timing Belt/Chain and Cover and Balance Shaft

Timing Case Cover 2.0L [ECN]Fig. 009ECN - 605
Timing System 2.0L [ECN]Fig. 009ECN - 625
Balance Shafts 2.0L [ECN].....Fig. 009ECN - 645

Engine Oiling, Oil Pan and Indicator (Dipstick)

Engine Oiling Pump 2.0L [ECN].....Fig. 009ECN - 705
Engine Oil Pan, Engine Oil Level Indicator And Related Parts 2.0L [ECN]Fig. 009ECN - 725
Engine Oil Filter And Related Parts 2.0L [ECN]Fig. 009ECN - 745

Engine Oil Cooler

Engine Oil Cooler 2.0L [ECN]Fig. 009ECN - 805

Manifolds and Vacuum Fittings

Exhaust Manifold And Heat Shields 2.0L [ECN] Fig. 009ECN - 1005
Intake Manifold 2.0L [ECN]..... Fig. 009ECN - 1025

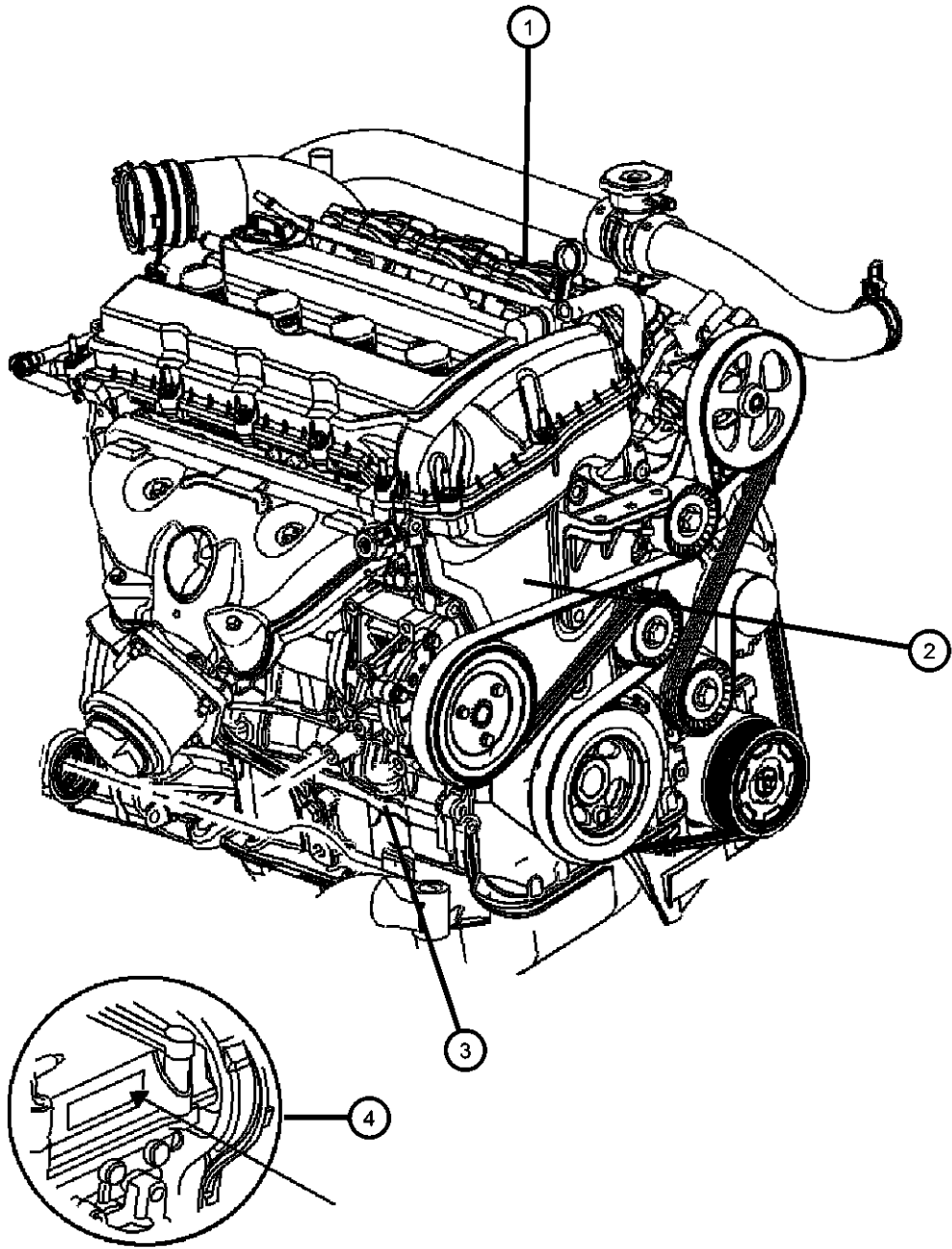
Crankcase Ventilation

Crankcase Ventilation 2.0L [ECN]Fig. 009ECN - 1105

Engine Mounting

Engine Mounting Front FWD 2.0L [ECN]..... Fig. 009ECN - 1205
Engine Mounting Front AWD/4WD 2.0L [ECN] Fig. 009ECN - 1215
Engine Mounting Right Side FWD 2.0L [ECN]..... Fig. 009ECN - 1225
Engine Mounting Right Side AWD/4WD 2.0L [ECN] Fig. 009ECN - 1235
Engine Mounting Left Side FWD 2.0L [ECN]..... Fig. 009ECN - 1245
Engine Mounting Left Side AWD/4WD 2.0L [ECN] Fig. 009ECN - 1255
Engine Mounting Rear FWD 2.0L [ECN] Fig. 009ECN - 1265
Engine Mounting Rear AWD/4WD 2.0L [ECN]..... Fig. 009ECN - 1275

Engine Assembly And Identification 2.0IL [ECN]
Figure 009ECN-105

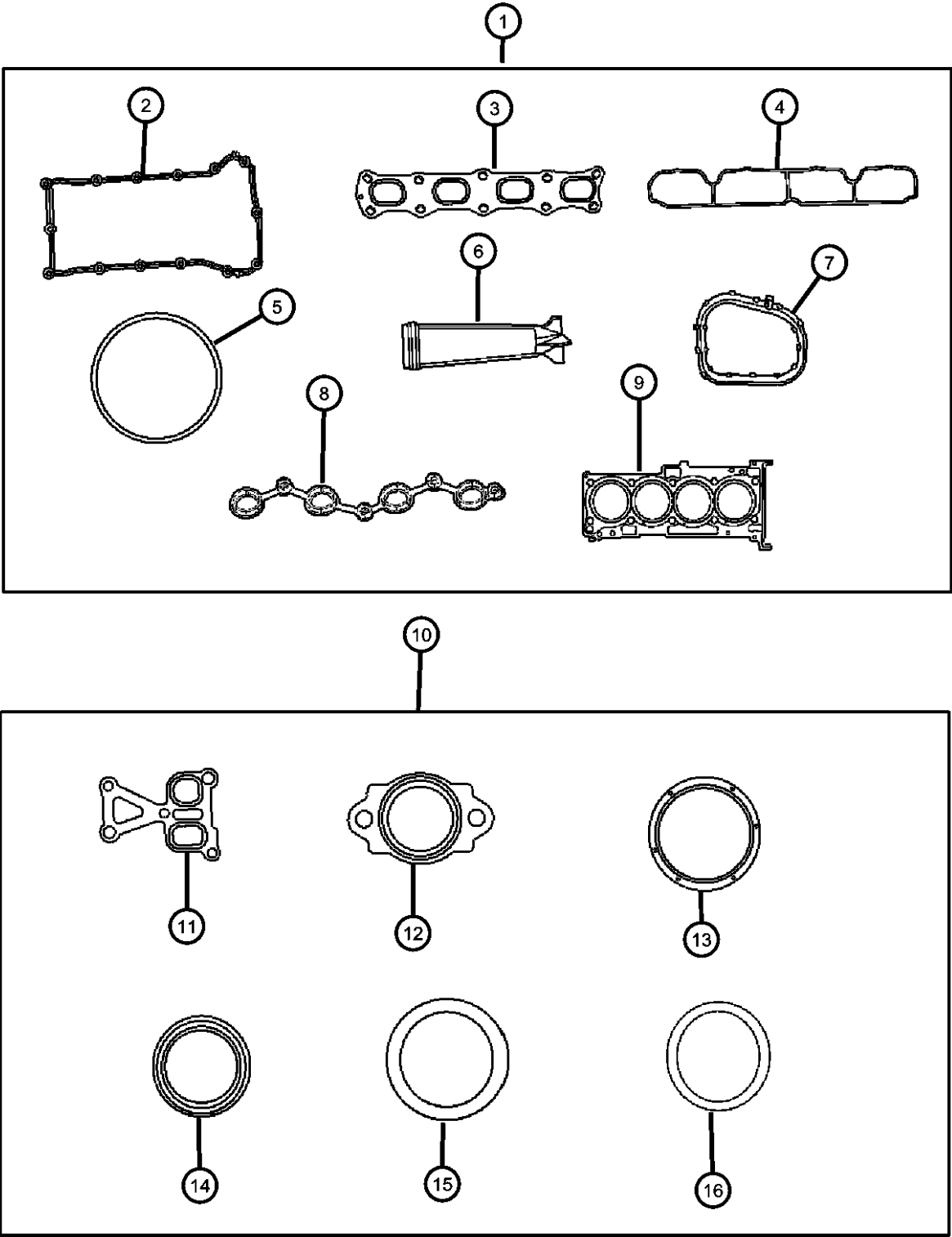


ITEM	PART NUMBER	QTY	LINE	SERIES	BODY	ENGINE	TRANS	TRIM	DESCRIPTION
------	-------------	-----	------	--------	------	--------	-------	------	-------------

NOTE: The Following Parts Must Be Replaced When Ordering A Replacement Short Block: Upper Engine Gasket Package, Flex Plate To Clutch Bolts, Flex Plate To Crankshaft Bolts, Catalytic Converter Gasket, Thermostat Housing "D" R The Engine Identification Label Contains: The Production Assembly Part Number And Displacement. It Is Located On The Valve Cover In The Rear Short Block Contains: Crankshaft, Pistons, Connecting Rods, Piston Rings, Crankshaft Bearings, Connecting Rod Bearings, Bedplate, Balance Sha Sales Codes: [DAV] = Continuously Variable Transmission [DEF] = 6-Speed Manual Aisian BG6 Transmission [DEK] = 6-Speed Manual Getrag DM76 Transmission [DE0] = All 6-Speed Manual Transmissions [DD0] = All 5-Speed Manual Transmissions [DD7] = 5-Speed Manual T355 Transmission [ECD] = 2.0L 4 Cylinder DOHC Diesel 16 Valve Engine [ECN] = 2.0L 4 Cylinder DOHC 16 Valve VVT Engine [EC0] = All 2.0L 4 Cylinder Gas Engines [ED3] = 2.4L 4 Cylinder DOHC 16 Valve Dual VVT Engine [ED4] = 2.4L 4 Cylinder DOHC 16 Valve Turbo Engine [ED0] = All 2.4L 4 Cylinder Gas Engines [NAA] = Federal Emissions [NAE] = California Emisssons [NAS] = 50 State Emissions [NA1] = Export Emissions									
1	68040870AA	1							ENGINE, Complete, Serviced By New Short Block Only, (NOT SERVICED)
2	68040870AA	1							ENGINE, Long Block, Serviced By New Short Block Only, (NOT SERVICED)
3	05183905AC	1	J, T, U			ECN			ENGINE, Short Block, See Note
4	05183905AC	1							LABEL, Engine Identification, See Note, (NOT SERVICED)

COMPASS/PATRIOT (MK)					
SERIES	LINE	BODY	ENGINE	TRANSMISSION	
H = HIGHLINE	T = JEEP - 2WD	49 = HATCHBACK TYPE #2	ECE = 2.0L 4 Cyl DOHC DPF	DEF = 6-Speed Manual Aisian BG6	
L = LOWLINE	J = JEEP - 4WD	74 = SPORT UTILITY 4-DR	Diesel Engine	Trans	
P = PREMIUM	U = JEEP - 4WD (RHD)	TYPE #4	ED3 = 2.4L 4 Cyl DOHC 16V	DD7 = 5-Speed Manual T355	
			Dual VVT Engine	Transmission	
			ECD = 2.0L 4 Cyl DOHC	DAV = Continuously Variable	
			Diesel 16V Engine	Transaxle II	
			ECN = 2.0L 4 Cyl DOHC 16V	DAW = Cont.Var. w/Off-Rd Crawl	
			Dual VVT Engine	Ratio Trans	

Engine Gasket Packages 2.0L [ECN]
Figure 009ECN-145



ITEM	PART NUMBER	QTY	LINE	SERIES	BODY	ENGINE	TRANS	TRIM	DESCRIPTION
------	-------------	-----	------	--------	------	--------	-------	------	-------------

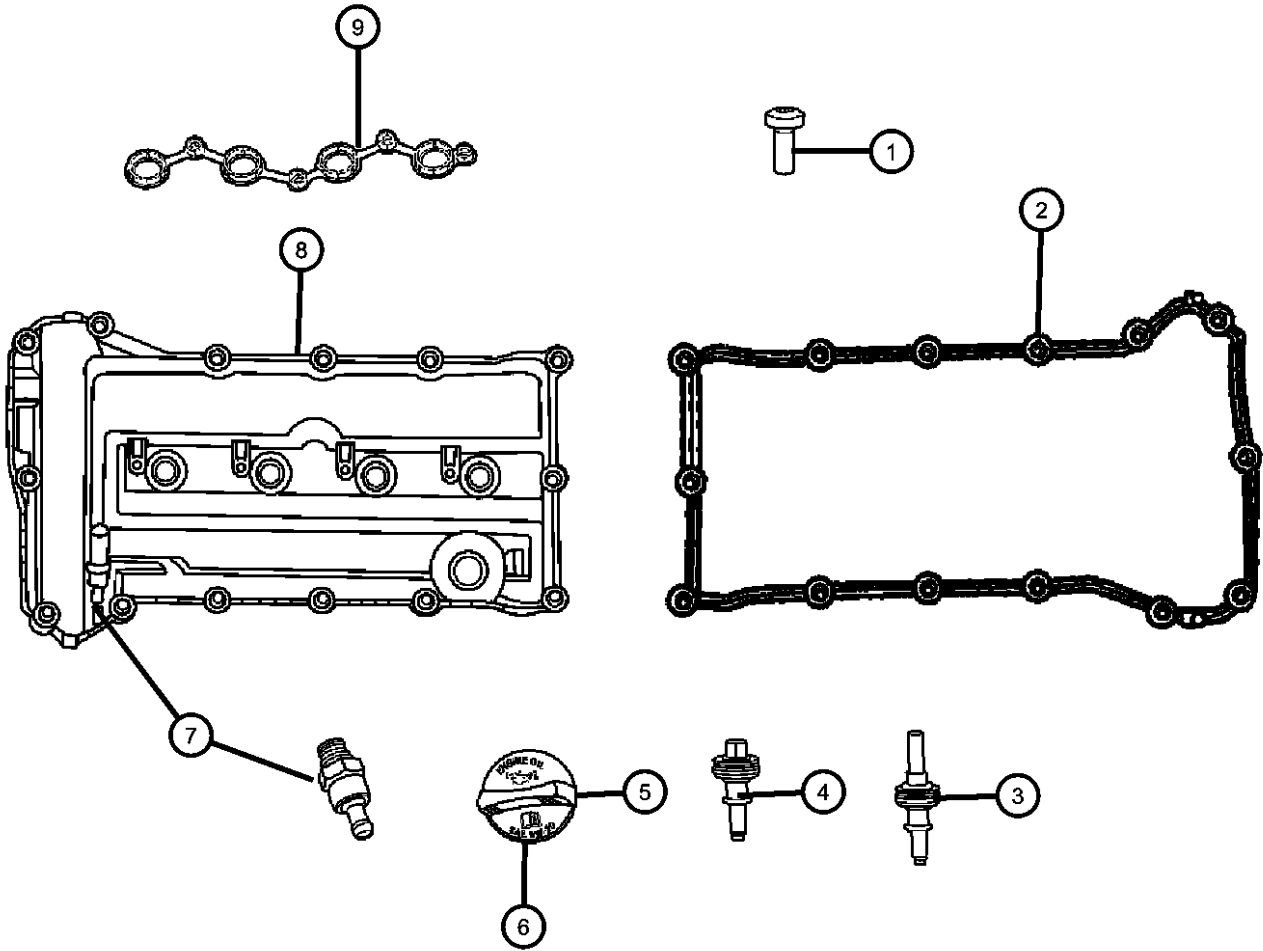
NOTE:
Sales Codes:
[DAV] = Continuously Variable Transmission
[DEF] = 6-Speed Manual Aisian BG6 Transmission
[DEK] = 6-Speed Manual Getrag DM76 Transmission
[DE0] = All 6-Speed Manual Transmissions
[DD0] = All 5-Speed Manual Transmissions
[DD7] = 5-Speed Manual T355 Transmission
[ECD] = 2.0L 4 Cylinder DOHC Diesel 16 Valve Engine
[ECN] = 2.0L 4 Cylinder DOHC 16 Valve VVT Engine
[EC0] = All 2.0L 4 Cylinder Gas Engines
[ED3] = 2.4L 4 Cylinder DOHC 16 Valve Duel VVT Engine
[ED4] = 2.4L 4 Cylinder DOHC 16 Valve Turbo Engine
[ED0] = All 2.4L 4 Cylinder Gas Engines
[NAA] = Federal Emissions
[NAE] = California Emisssions
[NAS] = 50 State Emissions
[NA1] = Export Emissions

1	05189954AA	1	J, T, U			ECN			GASKET PACKAGE, Engine Upper, Contains Items 2,3,4,5,6,7,8,9
2	04884762AA	1	J, T, U			ECN, ED3			GASKET, Cylinder Cover
3	1555A185	1	J, T, U			ECN, ED3			GASKET, Exhaust Manifold
4	04884550AB	1	J, T, U			ECN, ED3			GASKET, Intake Manifold
5	04884551AA	1	J, T, U			ECN, ED3			GASKET, Throttle Body
6	1028A025	1	J, T, U			ECN, ED3			FILTER, Continuous Variable Valve Timing
7	04884572AA	1	J, T, U			ECN, ED3			SEAL, Coolant Outlet Adapter
8	04884765AA	1	J, T, U			ECN, ED3			GASKET, Coil
9	05189975AA	1	J, T, U			ECN			GASKET PACKAGE, Cylinder Head, Contains Item 6
10	05189957AA	1	J, T, U			ECN			GASKET PACKAGE, Engine Lower, Contains Items 11,12, 13, 14, 15, 16
11	04884696AA	1	J, T, U			ECN, ED3			GASKET, Water Pump Outlet
12	04884703AA	1	J, T, U			ECN, ED3			GASKET, Water Inlet
13	2142125000	1	J, T, U			ECN, ED3			SEAL, Crankshaft Oil, Front
14	2144325000	1	J, T, U			ECN, ED3			SEAL, Crankshaft Oil, Rear
15	04884873AA	1	J, T, U			ECN, ED3			O RING, Water Inlet Tube
16	04884873AA	1							O RING, Engine Oil Level Tube, Part # 2661423500, (NOT SERVICED)

COMPASS/PATRIOT (MK)		BODY		ENGINE	TRANSMISSION
SERIES	LINE				
H = HIGHLINE	T = JEEP - 2WD	49 = HATCHBACK TYPE #2		ECE = 2.0L 4 Cyl DOHC DPF Diesel Engine	DEF = 6-Speed Manual Aisian BG6 Trans
L = LOWLINE	J = JEEP - 4WD	74 = SPORT UTILITY 4-DR TYPE #4		ED3 = 2.4L 4 Cyl DOHC 16V Dual VVT Engine	DD7 = 5-Speed Manual T355 Transmission
P = PREMIUM	U = JEEP - 4WD (RHD)			ECD = 2.0L 4 Cyl DOHC Diesel 16V Engine	DAV = Continuously Variable Transaxle II
				ECN = 2.0L 4 Cyl DOHC 16V Dual VVT Engine	DAW = Cont.Var. w/Off-Rd Crawl Ratio Trans

AR = use ase required - = Non illustrated part

Cylinder Head Cover 2.0L [ECN]
Figure 009ECN-205



ITEM	PART NUMBER	QTY	LINE	SERIES	BODY	ENGINE	TRANS	TRIM	DESCRIPTION
------	-------------	-----	------	--------	------	--------	-------	------	-------------

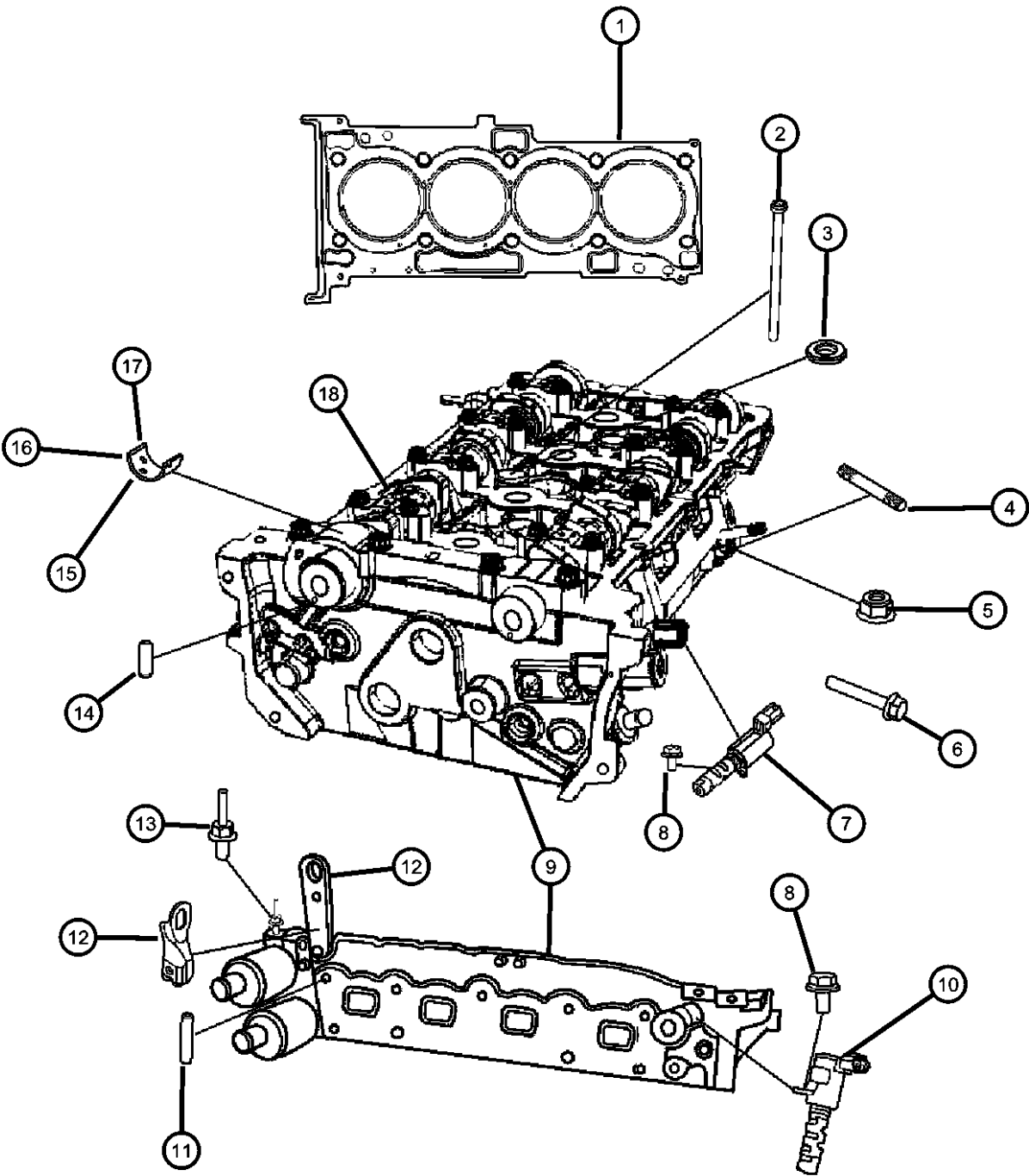
NOTE:
Sales Codes:
[DAV] = Continuously Variable Transmission
[DEF] = 6-Speed Manual Aisian BG6 Transmission
[DEK] = 6-Speed Manual Getrag DM76 Transmission
[DE0] = All 6-Speed Manual Transmissions
[DD0] = All 5-Speed Manual Transmissions
[DD7] = 5-Speed Manual T355 Transmission
[ECD] = 2.0L 4 Cylinder DOHC Diesel 16 Valve Engine
[ECN] = 2.0L 4 Cylinder DOHC 16 Valve VVT Engine
[EC0] = All 2.0L 4 Cylinder Gas Engines
[ED3] = 2.4L 4 Cylinder DOHC 16 Valve Duel VVT Engine
[ED4] = 2.4L 4 Cylinder DOHC 16 Valve Turbo Engine
[ED0] = All 2.4L 4 Cylinder Gas Engines
[NAA] = Federal Emissions
[NAE] = California Emisssons
[NAS] = 50 State Emissions
[NA1] = Export Emissions

1	06104141AA	4	J, T, U			ECN, ED3			SCREW, [M6X1.0X16.0], Ignition Coil To Cylinder Head Cover, Mounting
2	04884762AA	1	J, T, U			ECN, ED3			GASKET, Cylinder Cover
3	04884763AA	11	J, T, U			ECN, ED3			ISOLATOR, Cylinder Head Cover, Grommet And Stud, [M6 X 1.0-6G]
4	04884764AA	7	J, T, U			ECN, ED3			ISOLATOR, Cylinder Head Cover, Grommet And Bolt, [M6 X 1.0-6G]
5	04884739AA	1	J, T, U			ECN, ED3			CAP, Oil Filler, Includes O-ring
6	68029299AA	1	J, T, U			ECN, ED3			O RING, Oil Filler Cap
7	05047002AA	1	J, T, U			ECN, ED3			VALVE, PCV, 15mm Nipple
8	04884760AE	1	J, T, U			ECN, ED3			COVER, Cylinder Head
9	04884765AA	1	J, T, U			ECN, ED3			GASKET, Coil

COMPASS/PATRIOT (MK)					
SERIES	LINE	BODY	ENGINE	TRANSMISSION	
H = HIGHLINE	T = JEEP - 2WD	49 = HATCHBACK TYPE #2	ECE = 2.0L 4 Cyl DOHC DPF Diesel Engine	DEF = 6-Speed Manual Aisian BG6 Trans	
L = LOWLINE	J = JEEP - 4WD	74 = SPORT UTILITY 4-DR TYPE #4	ED3 = 2.4L 4 Cyl DOHC 16V Dual VVT Engine	DD7 = 5-Speed Manual T355 Transmission	
P = PREMIUM	U = JEEP - 4WD (RHD)		ECD = 2.0L 4 Cyl DOHC Diesel 16V Engine	DAV = Continuously Variable Transaxle II	
			ECN = 2.0L 4 Cyl DOHC 16V Dual VVT Engine	DAW = Cont.Var. w/Off-Rd Crawl Ratio Trans	

AR = use ase required - = Non illustrated part

Cylinder Head 2.0L [ECN]
Figure 009ECN-225



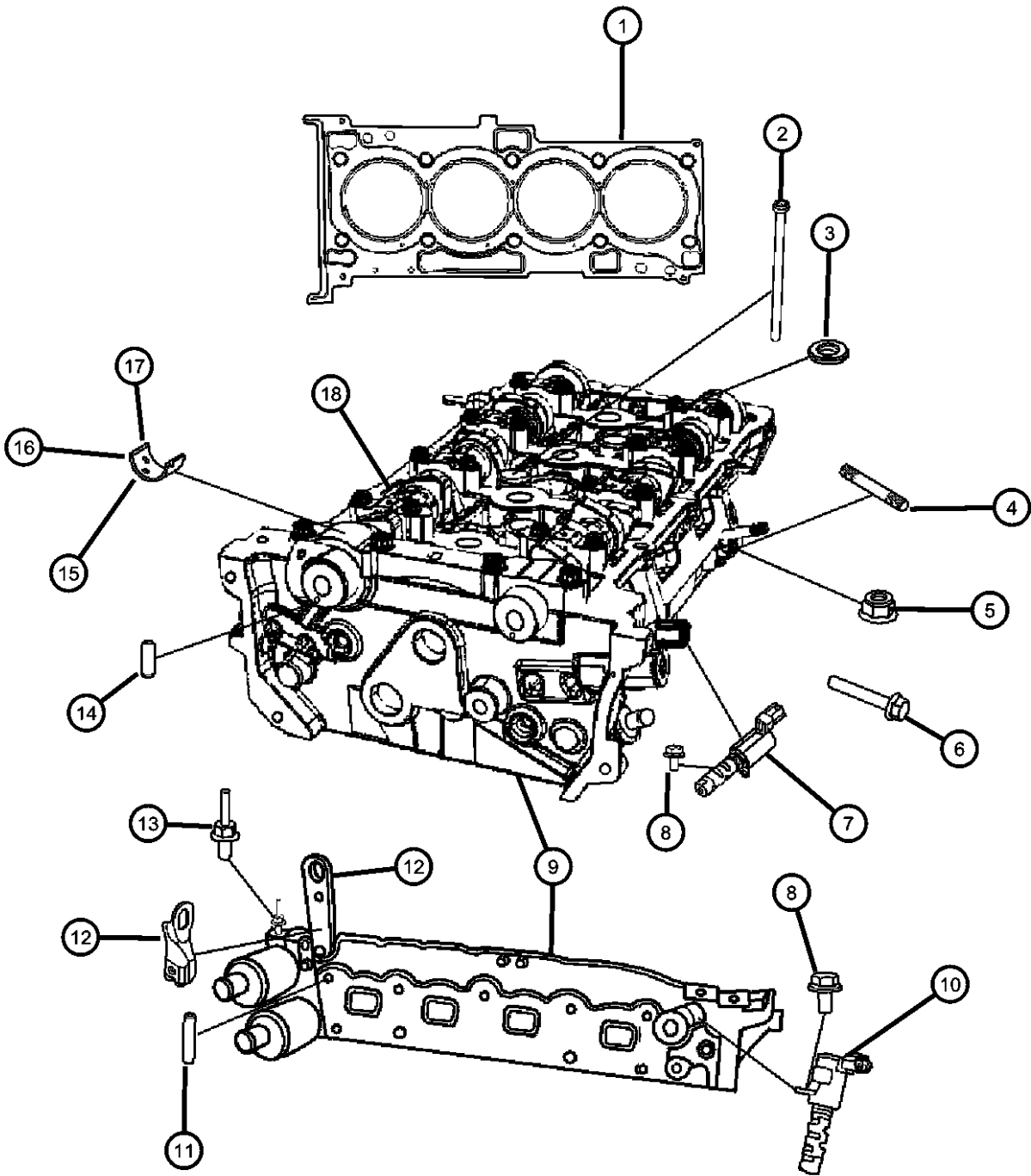
ITEM	PART NUMBER	QTY	LINE	SERIES	BODY	ENGINE	TRANS	TRIM	DESCRIPTION
------	----------------	-----	------	--------	------	--------	-------	------	-------------

NOTE:
Complete Cylinder Contains: Cylinder Head, Camshafts, Camshaft Bearings, Intake Valves, Exhaust Valves, Valve Stem Seals, Valve Retainers, V
Sales Codes:
[DAV] = Continuously Variable Transmission
[DEF] = 6-Speed Manual Aisian BG6 Transmission
[DEK] = 6-Speed Manual Getrag DM76 Transmission
[DE0] = All 6-Speed Manual Transmissions
[DD0] = All 5-Speed Manual Transmissions
[DD7] = 5-Speed Manual T355 Transmission
[ECD] = 2.0L 4 Cylinder DOHC Diesel 16 Valve Engine
[ECN] = 2.0L 4 Cylinder DOHC 16 Valve VVT Engine
[EC0] = All 2.0L 4 Cylinder Gas Engines
[ED3] = 2.4L 4 Cylinder DOHC 16 Valve Duel VVT Engine
[ED4] = 2.4L 4 Cylinder DOHC 16 Valve Turbo Engine
[ED0] = All 2.4L 4 Cylinder Gas Engines
[NAA] = Federal Emissions
[NAE] = California Emisssons
[NAS] = 50 State Emissions
[NA1] = Export Emissions

1	05189975AA	1	J, T, U		ECN				GASKET PACKAGE, Cylinder Head, See ILL 110 For Contents
2	06508858AA	8	J, T, U		ECN, ED3				BOLT, Torx Head, M11x1.50x165.70, Cylinder Head To Cylinder Block, Mounting
3	06508859AA	2	J, T, U		ECN, ED3				WASHER, Flat Special, ID M11.50 OD 23.20 THK 3.40, Cylinder Head To Engine Block, Mounting
4	06102397AA	2			ECN				STUD, Double Ended, M8x1.25x55.00, Intake Manifold To Cylinder Head, Mounting
5	06104716AA	4	J, T, U						NUT, Hex Flange Lock, M8X1.25, Intake Manifold To Cylinder Head, Mounting
6	06104201AA	3	J, T, U		ECN, ED3				BOLT, Hex Flange Head, M8X1.25X45.00, Intake Manifold To Cylinder Head, Mounting
7	04884695AA	1	J, T, U		ECN, ED3				CONTROL VALVE, Oil Intake
8	04884695AA	1							BOLT, [M6X12], (NOT SERVICED)
9	68004168AA	1	J, T, U		ECN, ED3				HEAD PACKAGE, Engine Cylinder, See Note
10	04884483AA	1	J, T, U		ECN, ED3				CONTROL VALVE, Oil Exhaust
11	06509036AA	2	J, T, U		ECN, ED3				STUD, Double Ended, [M10X1.25X43.80], Exhaust Manifold To Cylinder Head, Mounting

COMPASS/PATRIOT (MK)		BODY		ENGINE		TRANSMISSION	
SERIES	LINE						
H = HIGHLINE	T = JEEP - 2WD	49 = HATCHBACK TYPE #2		ECE = 2.0L 4 Cyl DOHC DPF Diesel Engine		DEF = 6-Speed Manual Aisian BG6 Trans	
L = LOWLINE	J = JEEP - 4WD	74 = SPORT UTILITY 4-DR TYPE #4		ED3 = 2.4L 4 Cyl DOHC 16V Dual VVT Engine		DD7 = 5-Speed Manual T355 Transmission	
P = PREMIUM	U = JEEP - 4WD (RHD)			ECD = 2.0L 4 Cyl DOHC Diesel 16V Engine		DAV = Continuously Variable Transaxle II	
				ECN = 2.0L 4 Cyl DOHC 16V Dual VVT Engine		DAW = Cont.Var. w/Off-Rd Crawl Ratio Trans	

Cylinder Head 2.0L [ECN]
Figure 009ECN-225

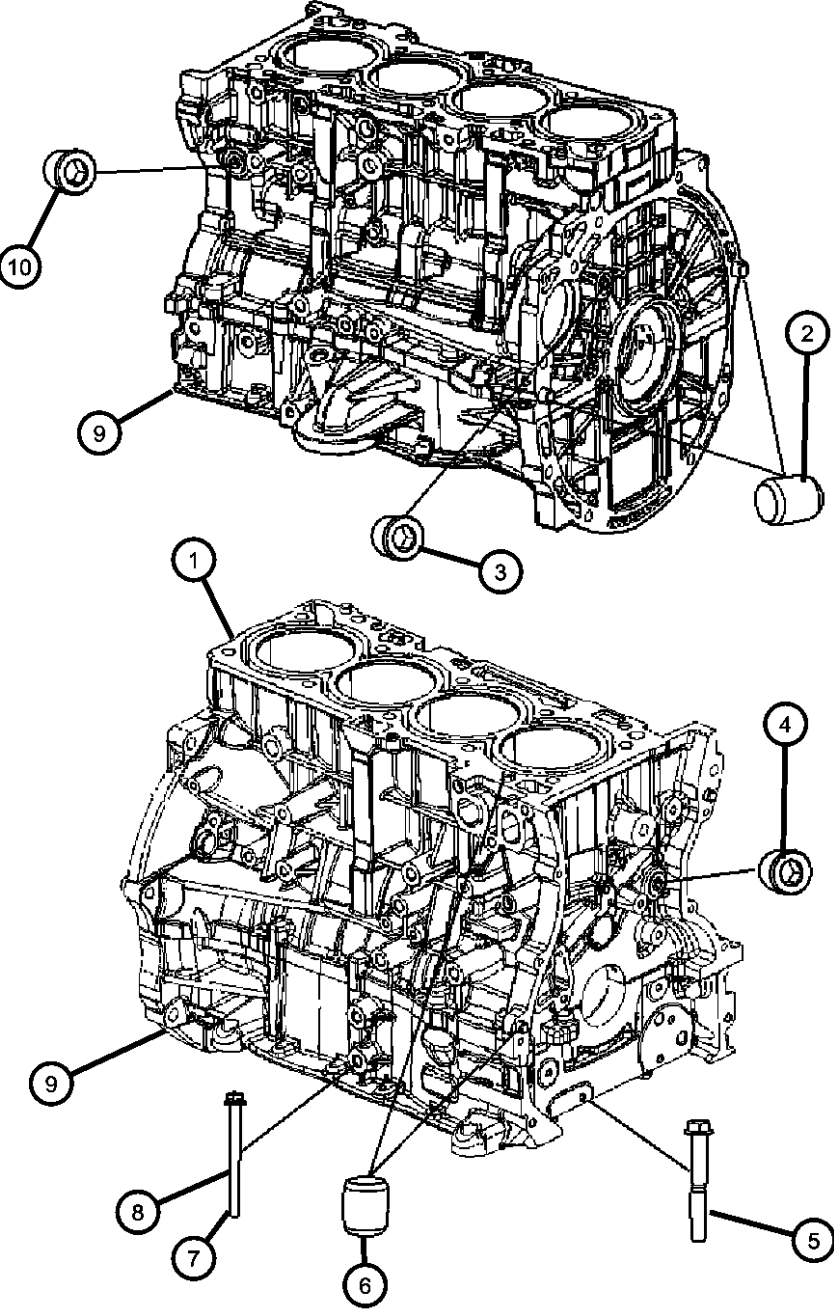


ITEM	PART NUMBER	QTY	LINE	SERIES	BODY	ENGINE	TRANS	TRIM	DESCRIPTION
12	04884752AC	1	J, T, U			ECN, ED3			BRACKET, Engine LiftRear
13	06508424AA	1	J, T, U			ECN, ED3			STUD, Double Ended, M8x1.25x50.00, Rear Lift Hook To Cylinder Head, Mounting
14	06508424AA	1							PIN, Dowel, Serviced With Camshaft, (NOT SERVICED)
15	05047008AA	AR	J, T, U			ECN, ED3			BEARING, Camshaft, Size 1
16	05047009AA	AR	J, T, U			ECN, ED3			BEARING, Camshaft, Size 2
17	05047010AA	AR	J, T, U			ECN, ED3			BEARING, Camshaft, Size 3
18	1601110000	7				ECN, ED3			BALL

COMPASS/PATRIOT (MK)				
SERIES	LINE	BODY	ENGINE	TRANSMISSION
H = HIGHLINE	T = JEEP - 2WD	49 = HATCHBACK TYPE #2	ECE = 2.0L 4 Cyl DOHC DPF Diesel Engine	DEF = 6-Speed Manual Aisin BG6 Trans
L = LOWLINE	J = JEEP - 4WD	74 = SPORT UTILITY 4-DR TYPE #4	ED3 = 2.4L 4 Cyl DOHC 16V Dual VVT Engine	DD7 = 5-Speed Manual T355 Transmission
P = PREMIUM	U = JEEP - 4WD (RHD)		ECD = 2.0L 4 Cyl DOHC Diesel 16V Engine	DAV = Continuously Variable Transaxle II
			ECN = 2.0L 4 Cyl DOHC 16V Dual VVT Engine	DAW = Cont.Var. w/Off-Rd Crawl Ratio Trans

AR = use ase required - = Non illustrated part

Engine Cylinder Block And Hardware 2.0L [ECN]
Figure 009ECN-305



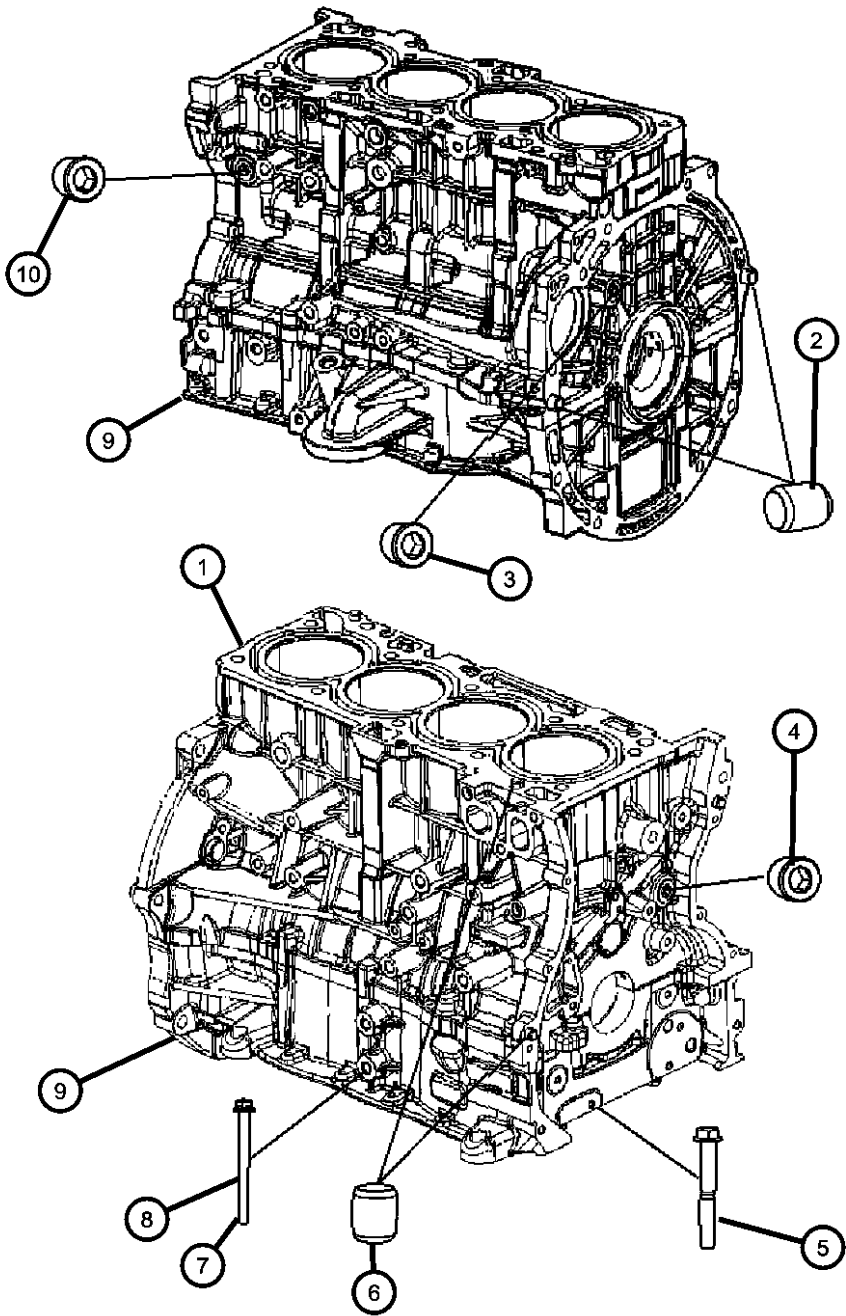
ITEM	PART NUMBER	QTY	LINE	SERIES	BODY	ENGINE	TRANS	TRIM	DESCRIPTION
------	-------------	-----	------	--------	------	--------	-------	------	-------------

NOTE:
The Following Parts Must Be Replaced When Ordering A Replacement Long Block:
Flex Plate To Clutch Bolts, Flex Plate To Crankshaft Bolts, Catalytic Converter Gasket, Intake And Exhaust Manifold Gaskets, Thermostat Housing

1	05183905AC	1	J, T, U			ECN			ENGINE, Short Block, See Note
2	04884783AA	2	J, T, U			ECN			DOWEL PIN
3	04884701AA	2	J, T, U			ECN			PLUG, Main Oil Gallery
4	04884701AA	1	J, T, U			ECN			PLUG, Oil Feed To Tensioner
5	04884701AA	1							BOLT, [M10X1.25X76] Serviced With Shortblock, (NOT SERVICED)
6									DOWEL PIN
	04884905AA	2	J, T, U			ECN			Chain Case Cover To Cylinder Block, Mounting
		2	J, T, U			ECN			Cylinder Block To Cylinder Head, Mounting
		2	J, T, U			ECN			Cylinder Block To Ladder Frame, Mounting
7	2434825000	2	J, T, U			ECN, ED3			BOLT, [M8X1.25X55], Ladder Frame To Cylinder Block, Mounting
8	2434825000	2							BOLT, [M8X1.25X103] Serviced With Shortblock, (NOT SERVICED)
9	2434825000	2							BEDPLATE, Serviced With Shortblock Only, (NOT SERVICED)
10	04884782AA	1	J, T, U			ECN, ED3			PLUG, Cylinder Block, [M14 X 1.5], Engine Block Water Jacket Drain

COMPASS/PATRIOT (MK)					
SERIES	LINE	BODY	ENGINE	TRANSMISSION	
H = HIGHLINE	T = JEEP - 2WD	49 = HATCHBACK TYPE #2	ECE = 2.0L 4 Cyl DOHC DPF Diesel Engine	DEF = 6-Speed Manual Aisin BG6 Trans	
L = LOWLINE	J = JEEP - 4WD	74 = SPORT UTILITY 4-DR TYPE #4	ED3 = 2.4L 4 Cyl DOHC 16V Dual VVT Engine	DD7 = 5-Speed Manual T355 Transmission	
P = PREMIUM	U = JEEP - 4WD (RHD)		ECD = 2.0L 4 Cyl DOHC Diesel 16V Engine	DAV = Continuously Variable Transaxle II	
			ECN = 2.0L 4 Cyl DOHC 16V Dual VVT Engine	DAW = Cont.Var. w/Off-Rd Crawl Ratio Trans	

Engine Cylinder Block Heater 2.0L [ECN]
Figure 009ECN-325



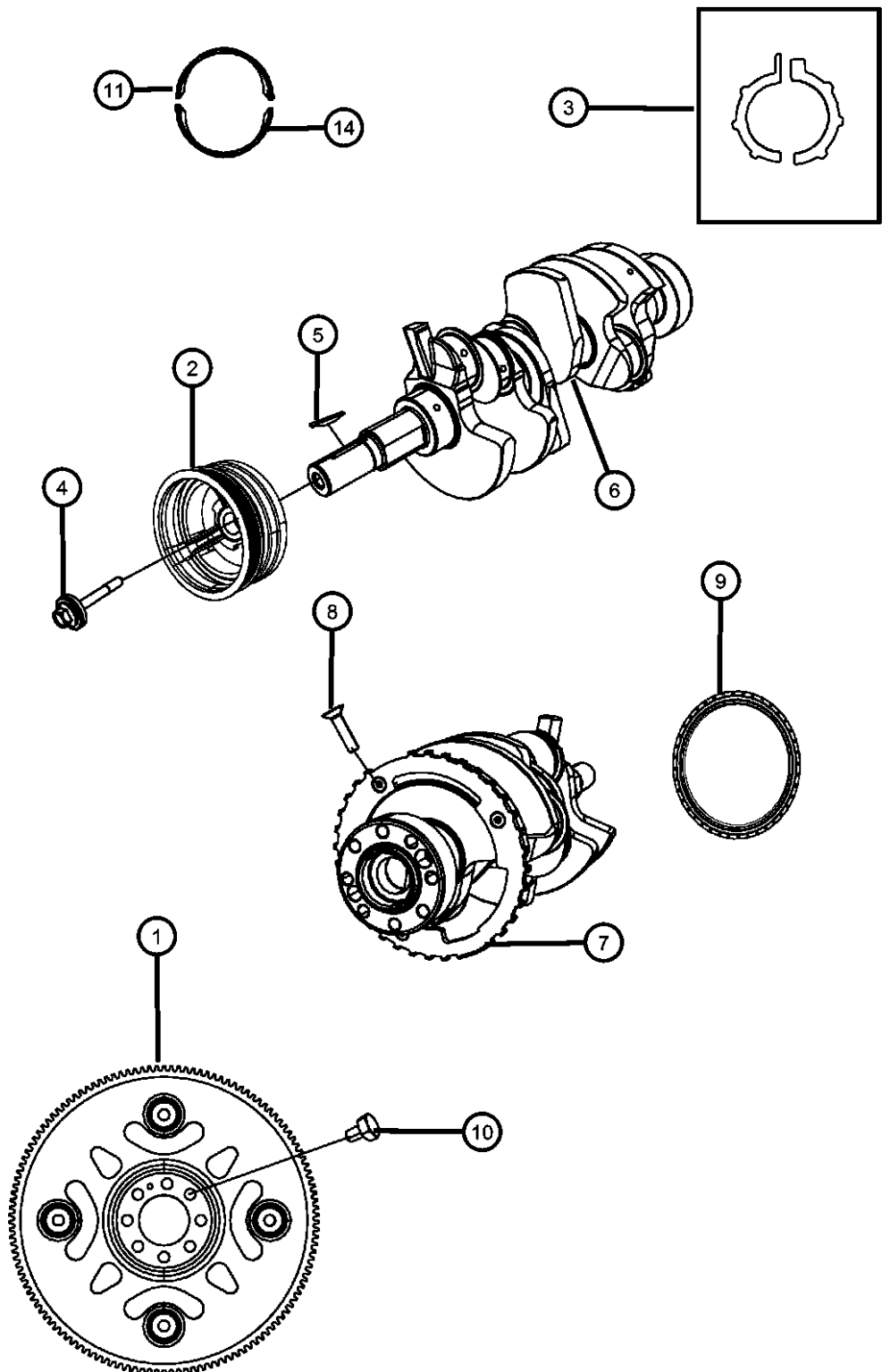
ITEM	PART NUMBER	QTY	LINE	SERIES	BODY	ENGINE	TRANS	TRIM	DESCRIPTION
------	-------------	-----	------	--------	------	--------	-------	------	-------------

NOTE:
The Following Parts Must Be Replaced When Ordering A Replacement Long Block:
Flex Plate To Clutch Bolts, Flex Plate To Crankshaft Bolts, Catalytic Converter Gasket, Intake And Exhaust Manifold Gaskets, Thermostat Housing

1	05183905AC	1	J, T, U			ECN			ENGINE, Short Block, See Note
2	04884783AA	2	J, T, U			ECN			DOWEL PIN
3	04884701AA	2	J, T, U			ECN			PLUG, Main Oil Gallery
4	04884701AA	1	J, T, U			ECN			PLUG, Oil Feed To Tensioner
5	04884701AA	1							BOLT, [M10X1.25X76] Serviced With Shortblock, (NOT SERVICED)
6									DOWEL PIN
	04884905AA	2	J, T, U			ECN			Chain Case Cover To Cylinder Block, Mounting
		2	J, T, U			ECN			Cylinder Block To Cylinder Head, Mounting
		2	J, T, U			ECN			Cylinder Block To Ladder Frame, Mounting
7	2434825000	2	J, T, U			ECN, ED3			BOLT, [M8X1.25X55], Ladder Frame To Cylinder Block, Mounting
8	2434825000	2							BOLT, [M8X1.25X103] Serviced With Shortblock, (NOT SERVICED)
9	2434825000	2							BEDPLATE, Serviced With Shortblock Only, (NOT SERVICED)
10	04884782AA	1	J, T, U			ECN, ED3			PLUG, Cylinder Block, [M14 X 1.5], Engine Block Water Jacket Drain

COMPASS/PATRIOT (MK)		BODY		ENGINE	TRANSMISSION
SERIES	LINE				
H = HIGHLINE	T = JEEP - 2WD	49 = HATCHBACK TYPE #2	ECE = 2.0L 4 Cyl DOHC DPF Diesel Engine	DEF = 6-Speed Manual Aisin BG6 Trans	
L = LOWLINE	J = JEEP - 4WD	74 = SPORT UTILITY 4-DR TYPE #4	ED3 = 2.4L 4 Cyl DOHC 16V Dual VVT Engine	DD7 = 5-Speed Manual T355 Transmission	
P = PREMIUM	U = JEEP - 4WD (RHD)		ECD = 2.0L 4 Cyl DOHC Diesel 16V Engine	DAV = Continuously Variable Transaxle II	
			ECN = 2.0L 4 Cyl DOHC 16V Dual VVT Engine	DAW = Cont.Var. w/Off-Rd Crawl Ratio Trans	

Crankshaft, Crankshaft Bearings, Damper And Driveplate 2.0L [ECN]
Figure 009ECN-405



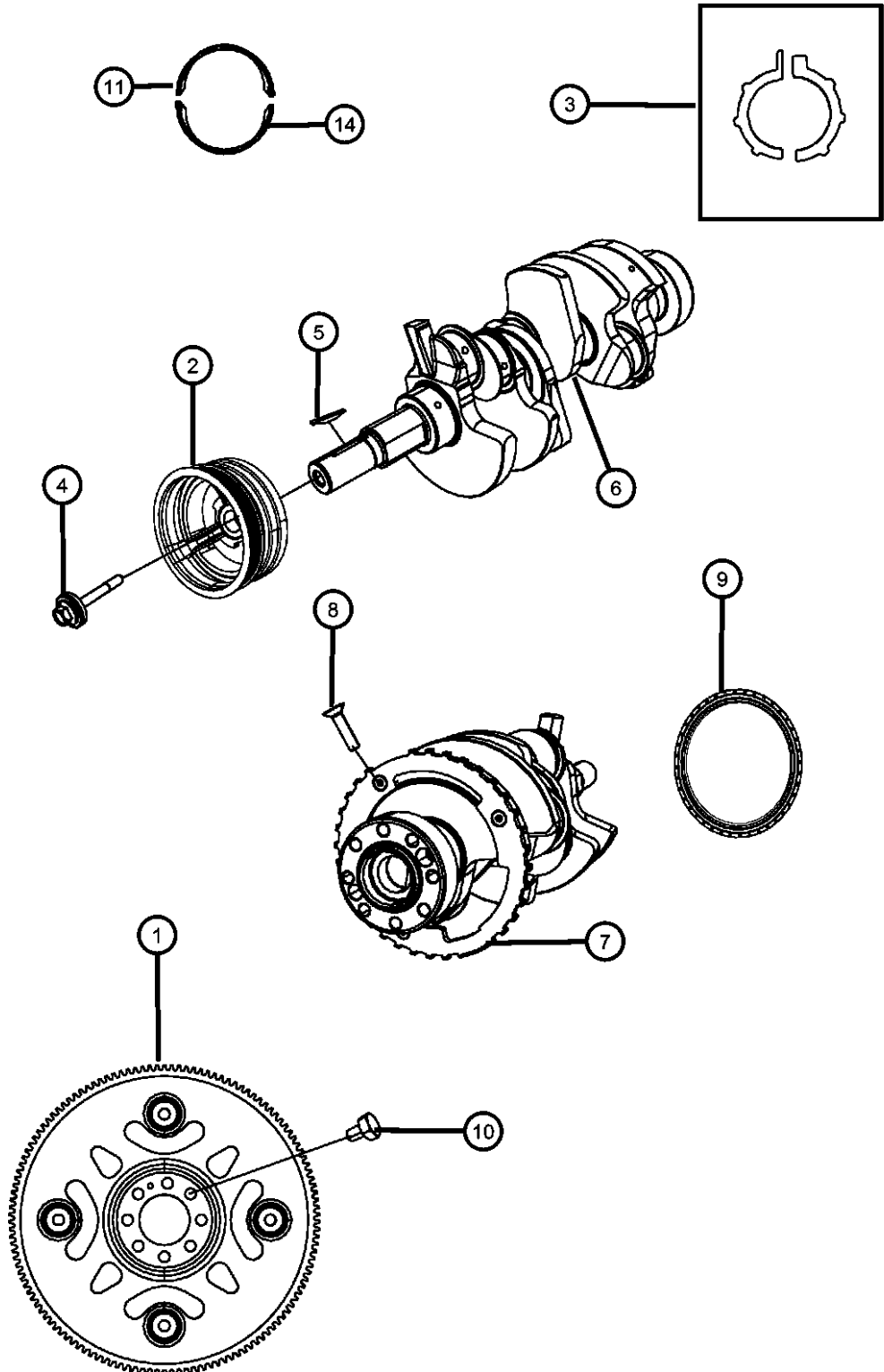
ITEM	PART NUMBER	QTY	LINE	SERIES	BODY	ENGINE	TRANS	TRIM	DESCRIPTION
------	-------------	-----	------	--------	------	--------	-------	------	-------------

NOTE: For Crankshaft Identification, Stamping Location And Bearing Information Refer To The Service Manual.
For Bearing Selection Sizes Please Refer To Service Manual Group 9, Bearings Crankshaft Main, [Select Fit Identification]
Sales Codes:
[DAV] = Continuously Variable Transmission
[DEF] = 6-Speed Manual Aisian BG6 Transmission
[DEK] = 6-Speed Manual Getrag DM76 Transmission
[DE0] = All 6-Speed Manual Transmissions
[DD0] = All 5-Speed Manual Transmissions
[DD7] = 5-Speed Manual T355 Transmission
[ECD] = 2.0L 4 Cylinder DOHC Diesel 16 Valve Engine
[ECN] = 2.0L 4 Cylinder DOHC 16 Valve VVT Engine
[EC0] = All 2.0L 4 Cylinder Gas Engines
[ED3] = 2.4L 4 Cylinder DOHC 16 Valve Duel VVT Engine
[ED4] = 2.4L 4 Cylinder DOHC 16 Valve Turbo Engine
[ED0] = All 2.4L 4 Cylinder Gas Engines
[NAA] = Federal Emissions
[NAE] = California Emissions
[NAS] = 50 State Emissions
[NA1] = Export Emissions

1	04736238AA	1	J, T, U				DAV, DAW		FLEXPLATE
		1	J, T, U				DD7		
2	2312425000	1	J, T, U			ECN, ED3			DAMPER, Crankshaft
3	04884910AA	2	J, T, U			ECN, ED3			BEARING, Crankshaft Thrust
4	06509029AA	1	J, T, U			ECN, ED3			BOLT, Hex Flange Head, M14x1.50x40.00
5	04884923AC	1	J, T, U			ECN, ED3			KEY, Crankshaft Sprocket
6	68001693AA	1	J, T, U			ECN			CRANKSHAFT PACKAGE, Engine
7	68001693AA	1							TONE RING, Sensor, Serviced With Crankshaft, (NOT SERVICED)
8	06509028AA	4	J, T, U			ECN, ED3			SCREW, Torx Flange Head, M6x1.00x14.00
9	2144325000	1	J, T, U			ECN, ED3			SEAL, Crankshaft Oil, Rear
10	05189932AA	7	J, T, U			ECN, ED3			BOLT PACKAGE, Driveplate To Crankshaft
11	04884915AA	AR	J, T, U			ECN, ED3			BEARING, Crankshaft Upper, Standard
-12	04884914AA	AR	J, T, U			ECN, ED3			BEARING, Crankshaft Upper, -6 Micron
-13	04884916AA	AR	J, T, U			ECN, ED3			BEARING, Crankshaft Upper, +6 Micron
14	04884919AA	AR	J, T, U			ECN, ED3			BEARING, Crankshaft Lower, Standard

COMPASS/PATRIOT (MK)		BODY		ENGINE		TRANSMISSION	
SERIES	LINE						
H = HIGHLINE	T = JEEP - 2WD	49 = HATCHBACK TYPE #2		ECE = 2.0L 4 Cyl DOHC DPF Diesel Engine		DEF = 6-Speed Manual Aisian BG6 Trans	
L = LOWLINE	J = JEEP - 4WD	74 = SPORT UTILITY 4-DR TYPE #4		ED3 = 2.4L 4 Cyl DOHC 16V Dual VVT Engine		DD7 = 5-Speed Manual T355 Transmission	
P = PREMIUM	U = JEEP - 4WD (RHD)			ECD = 2.0L 4 Cyl DOHC Diesel 16V Engine		DAV = Continuously Variable Transaxle II	
				ECN = 2.0L 4 Cyl DOHC 16V Dual VVT Engine		DAW = Cont.Var. w/Off-Rd Crawl Ratio Trans	

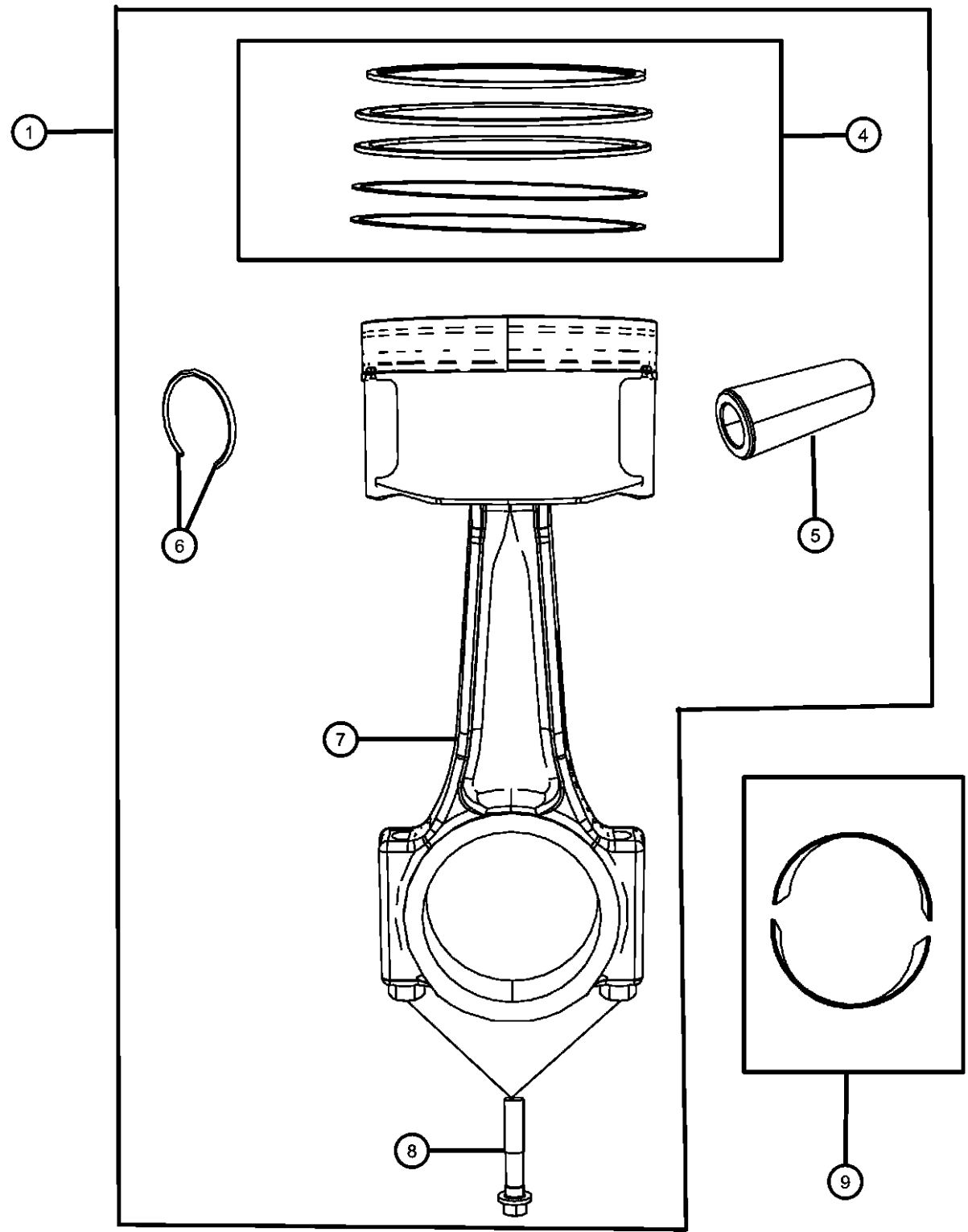
Crankshaft, Crankshaft Bearings, Damper And Driveplate 2.0L [ECN]
Figure 009ECN-405



ITEM	PART NUMBER	QTY	LINE	SERIES	BODY	ENGINE	TRANS	TRIM	DESCRIPTION
-15	04884918AA	AR	J, T, U			ECN, ED3			BEARING, Crankshaft Lower, -3 Micron
-16	04884920AA	AR	J, T, U			ECN, ED3			BEARING, Crankshaft Lower, +3 Micron
-17	04884917AA	AR	J, T, U			ECN, ED3			BEARING, Crankshaft Lower, -6 Micron
-18	04884921AA	AR	J, T, U			ECN, ED3			BEARING, Crankshaft Lower, +6 Micron

COMPASS/PATRIOT (MK)		BODY		ENGINE	TRANSMISSION
SERIES	LINE				
H = HIGHLINE	T = JEEP - 2WD	49 = HATCHBACK TYPE #2		ECE = 2.0L 4 Cyl DOHC DPF Diesel Engine	DEF = 6-Speed Manual Aisin BG6 Trans
L = LOWLINE	J = JEEP - 4WD	74 = SPORT UTILITY 4-DR TYPE #4		ED3 = 2.4L 4 Cyl DOHC 16V Dual VVT Engine	DD7 = 5-Speed Manual T355 Transmission
P = PREMIUM	U = JEEP - 4WD (RHD)			ECD = 2.0L 4 Cyl DOHC Diesel 16V Engine	DAV = Continuously Variable Transaxle II
				ECN = 2.0L 4 Cyl DOHC 16V Dual VVT Engine	DAW = Cont.Var. w/Off-Rd Crawl Ratio Trans

Pistons, Connecting Rods, Connecting Rod Bearings And Piston Rings 2.0L [ECN]
Figure 009ECN-425



ITEM	PART NUMBER	QTY	LINE	SERIES	BODY	ENGINE	TRANS	TRIM	DESCRIPTION
------	-------------	-----	------	--------	------	--------	-------	------	-------------

NOTE: For Crankshaft Identification, Stamping Location And Bearing Information Refer To The Service Manual.
For Bearing Selection Sizes Please Refer To Service Manual Group 9, Bearings Crankshaft Main, [Select Fit Identification]
Sales Codes:
[DAV] = Continuously Variable Transmission
[DEF] = 6-Speed Manual Aisian BG6 Transmission
[DEK] = 6-Speed Manual Getrag DM76 Transmission
[DE0] = All 6-Speed Manual Transmissions
[DD0] = All 5-Speed Manual Transmissions
[DD7] = 5-Speed Manual T355 Transmission
[ECD] = 2.0L 4 Cylinder DOHC Diesel 16 Valve Engine
[ECN] = 2.0L 4 Cylinder DOHC 16 Valve VVT Engine
[EC0] = All 2.0L 4 Cylinder Gas Engines
[ED3] = 2.4L 4 Cylinder DOHC 16 Valve Duel VVT Engine
[ED4] = 2.4L 4 Cylinder DOHC 16 Valve Turbo Engine
[ED0] = All 2.4L 4 Cylinder Gas Engines
[NAA] = Federal Emissions
[NAE] = California Emissions
[NAS] = 50 State Emissions
[NA1] = Export Emissions

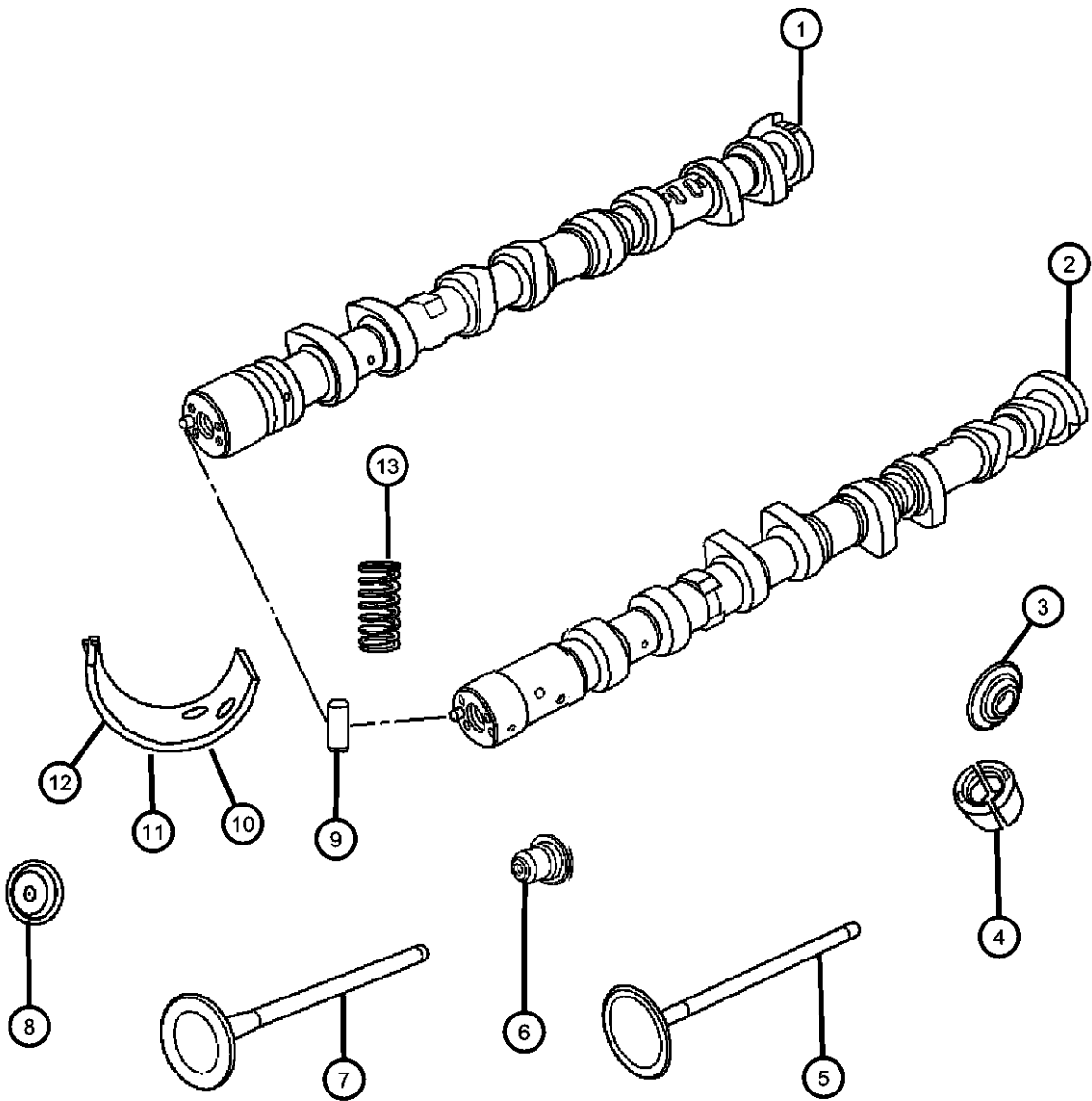
1	05191337AA	AR	J, T, U			ECN			PISTON PIN AND ROD, A-Size
-2	05191338AA	AR	J, T, U			ECN			PISTON PIN AND ROD, B-Size
-3	05191339AA	AR	J, T, U			ECN			PISTON PIN AND ROD, C-Size
4	05191418AB	AR	J, T, U			ECN			PISTON RING SET, COMPLETE ENGINE, STD.
5	05191418AB	AR							PIN, Piston, Serviced With Piston Package, (NOT SERVICED)
6	05191418AB	AR							RING, Piston Pin, Serviced With Piston Package, (NOT SERVICED)
7	05191418AB	AR							ROD, Connecting, Serviced With Piston Package, (NOT SERVICED)
8	MN195112	8	J, T, U			ECN			BOLT, Connecting Rod
9	04884912AA	AR	J, T, U			ECN, ED3			BEARING, Connecting Rod, STD.
-10	04884911AA	AR	J, T, U			ECN, ED3			BEARING, Connecting Rod, -3 Micron
-11	04884913AA	AR	J, T, U			ECN, ED3			BEARING, Connecting Rod, +3 Micron

COMPASS/PATRIOT (MK)		BODY		ENGINE		TRANSMISSION	
SERIES	LINE						
H = HIGHLINE	T = JEEP - 2WD	49 = HATCHBACK TYPE #2		ECE = 2.0L 4 Cyl DOHC DPF Diesel Engine		DEF = 6-Speed Manual Aisian BG6 Trans	
L = LOWLINE	J = JEEP - 4WD	74 = SPORT UTILITY 4-DR TYPE #4		ED3 = 2.4L 4 Cyl DOHC 16V Dual VVT Engine		DD7 = 5-Speed Manual T355 Transmission	
P = PREMIUM	U = JEEP - 4WD (RHD)			ECD = 2.0L 4 Cyl DOHC Diesel 16V Engine		DAV = Continuously Variable Transaxle II	
				ECN = 2.0L 4 Cyl DOHC 16V Dual VVT Engine		DAW = Cont.Var. w/Off-Rd Crawl Ratio Trans	

Camshafts And Valvetrain 2.0L [ECN]
Figure 009ECN-505

ITEM	PART NUMBER	QTY	LINE	SERIES	BODY	ENGINE	TRANS	TRIM	DESCRIPTION
------	-------------	-----	------	--------	------	--------	-------	------	-------------

NOTE:
Solid Bucket Tappets Thickness Is Stamped On Inside Of Bucket.
Sales Codes:
[DAV] = Continuously Variable Transmission
[DEF] = 6-Speed Manual Aisian BG6 Transmission
[DEK] = 6-Speed Manual Getrag DM76 Transmission
[DE0] = All 6-Speed Manual Transmissions
[DD0] = All 5-Speed Manual Transmissions
[DD7] = 5-Speed Manual T355 Transmission
[ECD] = 2.0L 4 Cylinder DOHC Diesel 16 Valve Engine
[ECN] = 2.0L 4 Cylinder DOHC 16 Valve VVT Engine
[EC0] = All 2.0L 4 Cylinder Gas Engines
[ED3] = 2.4L 4 Cylinder DOHC 16 Valve Duel VVT Engine
[ED4] = 2.4L 4 Cylinder DOHC 16 Valve Turbo Engine
[ED0] = All 2.4L 4 Cylinder Gas Engines
[NAA] = Federal Emissions
[NAE] = California Emissions
[NAS] = 50 State Emissions
[NA1] = Export Emissions



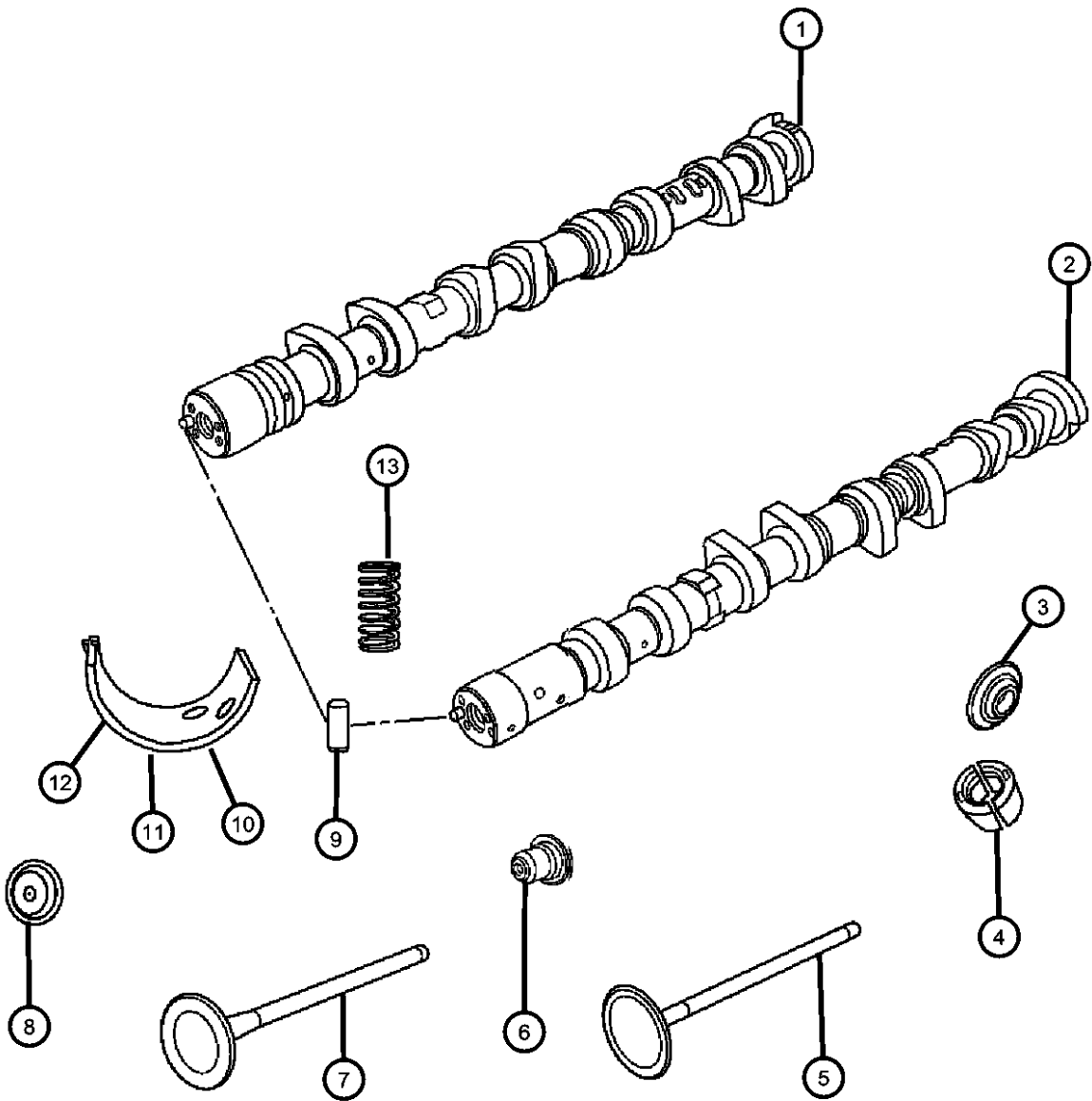
1	04884736AB	1				ECN			CAMSHAFT, Exhaust
2	04884735AB	1				ECN			CAMSHAFT, Intake
3	04884725AA	16				ECN			RETAINER, Valve Spring
4	04884726AA	32				ECN			LOCK, Valve Spring Retainer
5	MN187696	8				ECN			VALVE, Engine Intake
6	2222425000	16				ECN			SEAL, Valve Guide
7	MN183950	8				ECN			VALVE, Engine Exhaust
8									TAPPET, Valve, See Note
	04884594AB	AR				ECN			3.015 Millimeters
	04884594AE	AR				ECN			3.06 Millimeters
	04884594AH	AR				ECN			3.105 Millimeters
	04884594AK	AR				ECN			3.15 Millimeters
	04884594AN	AR				ECN			3.195 Millimeters
	04884594AQ	AR				ECN			3.24 Millimeters
	04884594AT	AR				ECN			3.285 Millimeters
	04884594AW	AR				ECN			3.33 Millimeters
	04884594AZ	AR				ECN			3.375 Millimeters
	04884594BC	AR				ECN			3.42 Millimeters
	04884594BF	AR				ECN			3.465 Millimeters

COMPASS/PATRIOT (MK)		BODY		ENGINE	TRANSMISSION
SERIES	LINE				
H = HIGHLINE	T = JEEP - 2WD	49 = HATCHBACK TYPE #2	ECE = 2.0L 4 Cyl DOHC DPF	DEF = 6-Speed Manual Aisian BG6	
L = LOWLINE	J = JEEP - 4WD	74 = SPORT UTILITY 4-DR	Diesel Engine	Trans	
P = PREMIUM	U = JEEP - 4WD (RHD)	TYPE #4	ED3 = 2.4L 4 Cyl DOHC 16V	DD7 = 5-Speed Manual T355	
			Dual VVT Engine	Transmission	
			ECD = 2.0L 4 Cyl DOHC	DAV = Continuously Variable	
			Diesel 16V Engine	Transaxle II	
			ECN = 2.0L 4 Cyl DOHC 16V	DAW = Cont.Var. w/Off-Rd Crawl	
			Dual VVT Engine	Ratio Trans	

AR = use ase required - = Non illustrated part

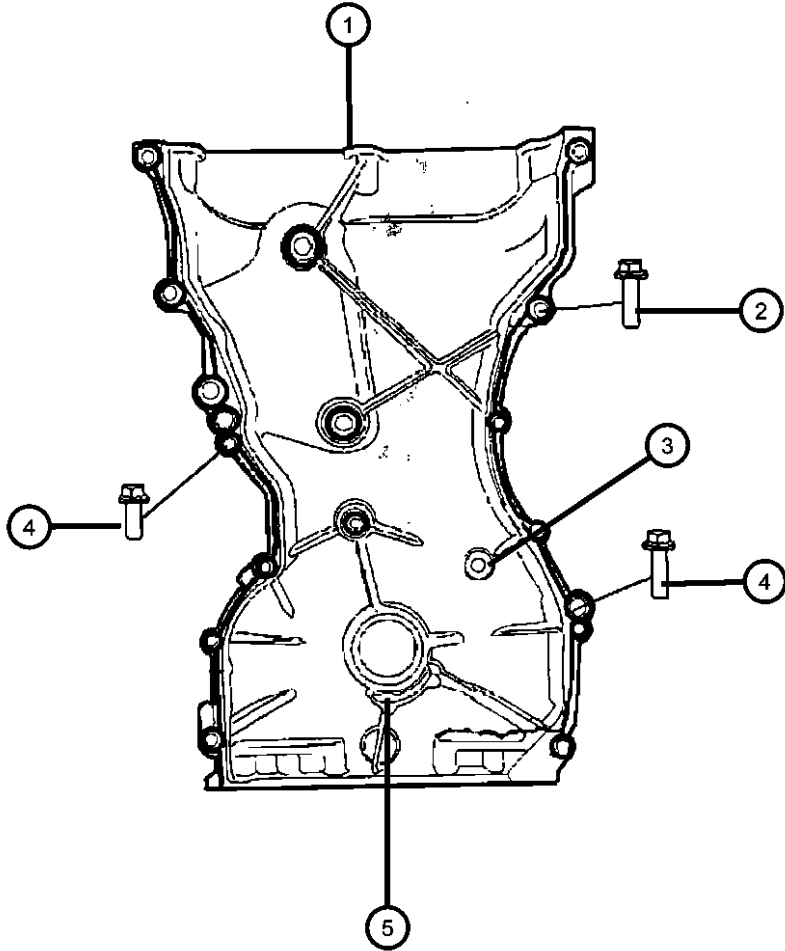
Camshafts And Valvetrain 2.0L [ECN]
Figure 009ECN-505

ITEM	PART NUMBER	QTY	LINE	SERIES	BODY	ENGINE	TRANS	TRIM	DESCRIPTION
	04884594BI	AR				ECN			3.51 Millimeters
	04884594BL	AR				ECN			3.555 Millimeters
	04884594BO	AR				ECN			3.600 Millimeters
	04884594BR	AR				ECN			3.645 Millimeters
	04884594BU	AR				ECN			3.690 Millimeters
9	04884594BU	AR							PIN, Dowel, Serviced With Items 1 And 2, (NOT SERVICED),
10	05047008AA	AR	J, T, U			ECN, ED3			BEARING, Camshaft, Size 1
11	05047009AA	AR	J, T, U			ECN, ED3			BEARING, Camshaft, Size 2
12	05047010AA	AR	J, T, U			ECN, ED3			BEARING, Camshaft, Size 3
13	04884804AA	16				ECN			SPRING, Valve



COMPASS/PATRIOT (MK)		BODY	ENGINE	TRANSMISSION
SERIES	LINE			
H = HIGHLINE	T = JEEP - 2WD	49 = HATCHBACK TYPE #2	ECE = 2.0L 4 Cyl DOHC DPF Diesel Engine	DEF = 6-Speed Manual Aisin BG6 Trans
L = LOWLINE	J = JEEP - 4WD	74 = SPORT UTILITY 4-DR TYPE #4	ED3 = 2.4L 4 Cyl DOHC 16V Dual VVT Engine	DD7 = 5-Speed Manual T355 Transmission
P = PREMIUM	U = JEEP - 4WD (RHD)		ECD = 2.0L 4 Cyl DOHC Diesel 16V Engine	DAV = Continuously Variable Transaxle II
			ECN = 2.0L 4 Cyl DOHC 16V Dual VVT Engine	DAW = Cont.Var. w/Off-Rd Crawl Ratio Trans

Timing Case Cover 2.0L [ECN]
Figure 009ECN-605



ITEM	PART NUMBER	QTY	LINE	SERIES	BODY	ENGINE	TRANS	TRIM	DESCRIPTION
------	----------------	-----	------	--------	------	--------	-------	------	-------------

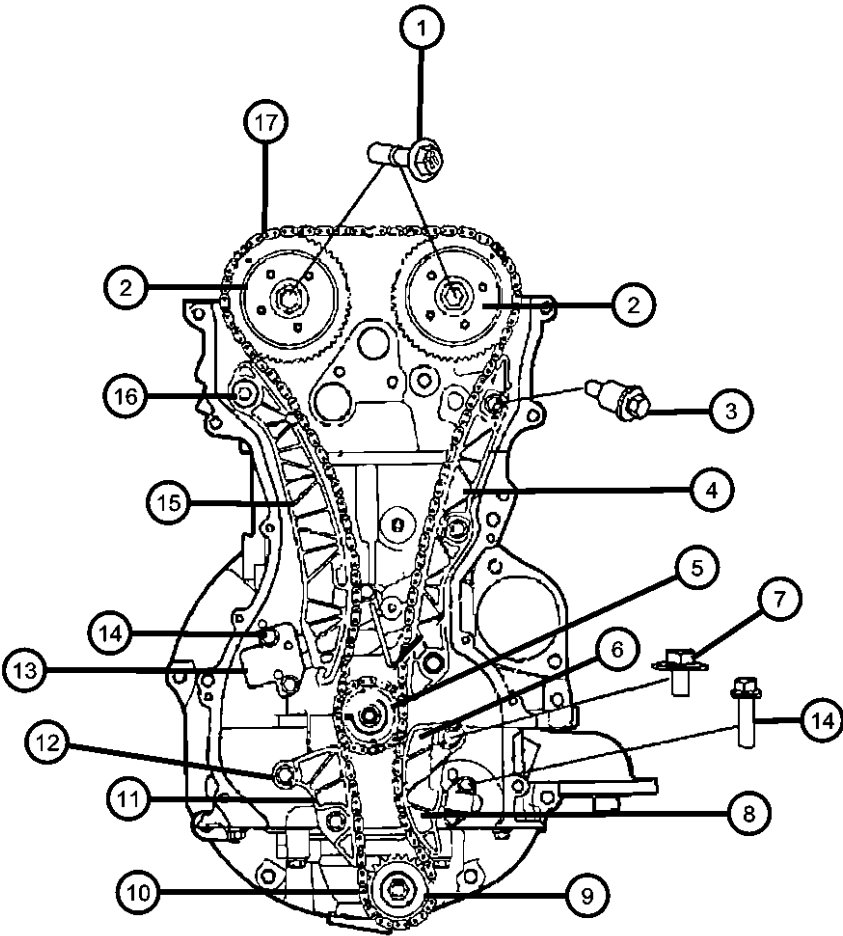
NOTE:
Sales Codes:
[DAV] = Continuously Variable Transmission
[DEF] = 6-Speed Manual Aisian BG6 Transmission
[DEK] = 6-Speed Manual Getrag DM76 Transmission
[DE0] = All 6-Speed Manual Transmissions
[DD0] = All 5-Speed Manual Transmissions
[DD7] = 5-Speed Manual T355 Transmission
[ECD] = 2.0L 4 Cylinder DOHC Diesel 16 Valve Engine
[ECN] = 2.0L 4 Cylinder DOHC 16 Valve VVT Engine
[EC0] = All 2.0L 4 Cylinder Gas Engines
[ED3] = 2.4L 4 Cylinder DOHC 16 Valve Duel VVT Engine
[ED4] = 2.4L 4 Cylinder DOHC 16 Valve Turbo Engine
[ED0] = All 2.4L 4 Cylinder Gas Engines
[NAA] = Federal Emissions
[NAE] = California Emisssons
[NAS] = 50 State Emissions
[NA1] = Export Emissions

1	04884466AB	1	J, T, U		ECN, ED3	COVER, Timing Case
2	04884466AB	1				BOLT, BOLT-FLANGE, [M6X25], (NOT SERVICED)
3	06102258AA	1	J, T, U		ECN, ED3	PLUG, Timing Chain Tensioner Access
4	06104025AA	6	J, T, U		ECN, ED3	SCREW, Hex Flange Head, M8X1.25X30.0, Timing Chain Cover To Engine Block, Mounting
5	2142125000	1	J, T, U		ECN, ED3	SEAL, Crankshaft Oil, Front

COMPASS/PATRIOT (MK)		BODY	ENGINE	TRANSMISSION
SERIES	LINE			
H = HIGHLINE	T = JEEP - 2WD	49 = HATCHBACK TYPE #2	ECE = 2.0L 4 Cyl DOHC DPF Diesel Engine	DEF = 6-Speed Manual Aisin BG6 Trans
L = LOWLINE	J = JEEP - 4WD	74 = SPORT UTILITY 4-DR	ED3 = 2.4L 4 Cyl DOHC 16V Dual VVT Engine	DD7 = 5-Speed Manual T355 Transmission
P = PREMIUM	U = JEEP - 4WD (RHD)	TYPE #4	ECD = 2.0L 4 Cyl DOHC Diesel 16V Engine	DAV = Continuously Variable Transaxle II
			ECN = 2.0L 4 Cyl DOHC 16V Dual VVT Engine	DAW = Cont.Var. w/Off-Rd Crawl Ratio Trans

AR = use ase required - = Non illustrated part

Timing System 2.0L [ECN]
Figure 009ECN-625



ITEM	PART NUMBER	QTY	LINE	SERIES	BODY	ENGINE	TRANS	TRIM	DESCRIPTION
------	----------------	-----	------	--------	------	--------	-------	------	-------------

NOTE:
Sales Codes:
[DAV] = Continuously Variable Transmission
[DEF] = 6-Speed Manual Aisian BG6 Transmission
[DEK] = 6-Speed Manual Getrag DM76 Transmission
[DE0] = All 6-Speed Manual Transmissions
[DD0] = All 5-Speed Manual Transmissions
[DD7] = 5-Speed Manual T355 Transmission
[ECD] = 2.0L 4 Cylinder DOHC Diesel 16 Valve Engine
[ECN] = 2.0L 4 Cylinder DOHC 16 Valve VVT Engine
[EC0] = All 2.0L 4 Cylinder Gas Engines
[ED3] = 2.4L 4 Cylinder DOHC 16 Valve Duel VVT Engine
[ED4] = 2.4L 4 Cylinder DOHC 16 Valve Turbo Engine
[ED0] = All 2.4L 4 Cylinder Gas Engines
[NAA] = Federal Emissions
[NAE] = California Emisssons
[NAS] = 50 State Emissions
[NA1] = Export Emissions

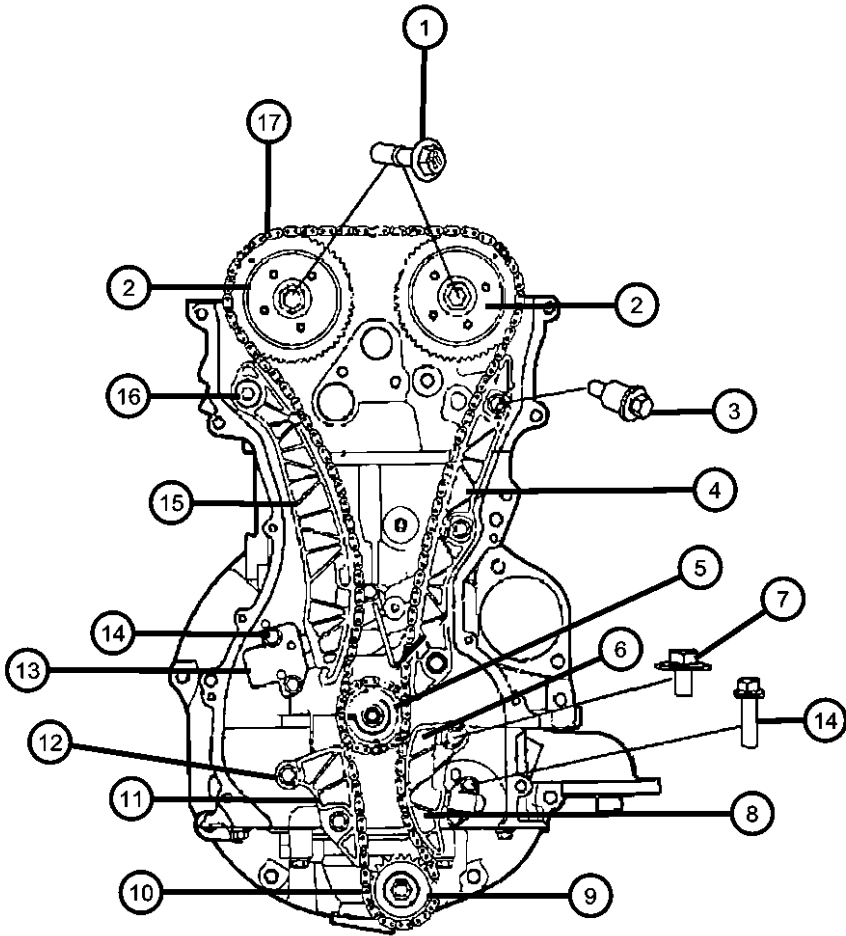
1	06509008AA	2	J, T, U			ECN, ED3			BOLT, Hex Flange Head, M10x1.25x41.50, Phaser To Camshaft, Mounting PHASER, Camshaft
2	05047021AA	1	J, T, U			ECN, ED3			Variable Valve Timing Intake
	05047022AA	1	J, T, U			ECN, ED3			Variable Valve Timing Exhaust
3	2434825000	3	J, T, U			ECN, ED3			BOLT, Timing Chain Guide Fixed To Engine Block, Mounting GUIDE, Timing Chain, Fixed
4	2443125000	1	J, T, U			ECN, ED3			SPROCKET, Crankshaft
5	04884587AA	1	J, T, U			ECN, ED3			TENSIONER ARM, Balance Shaft Driver
6	04884588AA	1	J, T, U			ECN, ED3			SCREW, Hex Flange Head, Balanceshaft Chain Arm To Ladder, Mounting
7	06509007AA	1	J, T, U			ECN, ED3			TENSIONER, Chain, Balance Shaft Chain, Secondary
8	04884876AA	1	J, T, U			ECN, ED3			SPROCKET, Drive, Serviced With Oil Pump, (NOT SERVICED)
9	04884876AA	1							CHAIN, Balance Shaft
10	04884870AB	1	J, T, U			ECN, ED3			GUIDE, Balance Shaft Chain
11	04884589AA	1	J, T, U			ECN, ED3			BOLT, Balance Shaft Chain Guide, Mounting
12	2434825000	2	J, T, U			ECN, ED3			TENSIONER, ChainPrimary
13	2441025000	1	J, T, U			ECN, ED3			

COMPASS/PATRIOT (MK)		BODY		ENGINE		TRANSMISSION	
SERIES	LINE						
H = HIGHLINE	T = JEEP - 2WD	49 = HATCHBACK TYPE #2		ECE = 2.0L 4 Cyl DOHC DPF Diesel Engine		DEF = 6-Speed Manual Aisian BG6 Trans	
L = LOWLINE	J = JEEP - 4WD	74 = SPORT UTILITY 4-DR TYPE #4		ED3 = 2.4L 4 Cyl DOHC 16V Dual VVT Engine		DD7 = 5-Speed Manual T355 Transmission	
P = PREMIUM	U = JEEP - 4WD (RHD)			ECD = 2.0L 4 Cyl DOHC Diesel 16V Engine		DAV = Continuously Variable Transaxle II	
				ECN = 2.0L 4 Cyl DOHC 16V Dual VVT Engine		DAW = Cont.Var. w/Off-Rd Crawl Ratio Trans	

AR = use ase required - = Non illustrated part

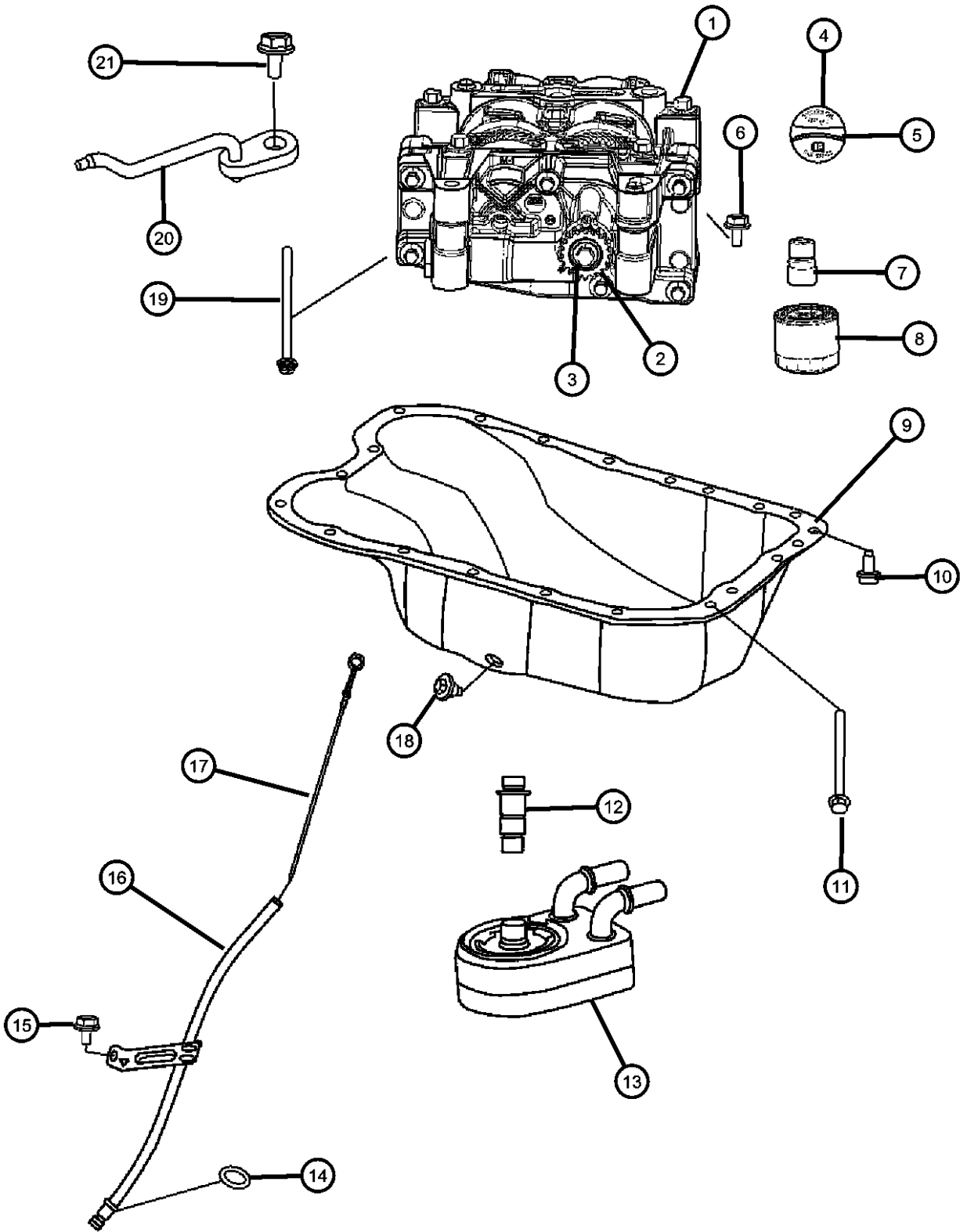
Timing System 2.0L [ECN]
Figure 009ECN-625

ITEM	PART NUMBER	QTY	LINE	SERIES	BODY	ENGINE	TRANS	TRIM	DESCRIPTION
14	06509090AA	2	J, T, U			ECN, ED3			BOLT, Hex Flange Head, M6X1.00X25.00, Tensioner To Cylinder Block, Mounting
15	2442025000	1	J, T, U			ECN, ED3			TENSIONER ARM, Pivot
16	06509005AA	1	J, T, U			ECN, ED3			SCREW, Hex Flange Head, Timing Chain Guide Pivot To Cylinder Head, Mounting
17	04884868AB	1	J, T, U			ECN, ED3			CHAIN, TimingPrimary



COMPASS/PATRIOT (MK)		BODY	ENGINE	TRANSMISSION
SERIES	LINE			
H = HIGHLINE	T = JEEP - 2WD	49 = HATCHBACK TYPE #2	ECE = 2.0L 4 Cyl DOHC DPF Diesel Engine	DEF = 6-Speed Manual Aisin BG6 Trans
L = LOWLINE	J = JEEP - 4WD	74 = SPORT UTILITY 4-DR	ED3 = 2.4L 4 Cyl DOHC 16V Dual VVT Engine	DD7 = 5-Speed Manual T355 Transmission
P = PREMIUM	U = JEEP - 4WD (RHD)	TYPE #4	ECD = 2.0L 4 Cyl DOHC Diesel 16V Engine	DAV = Continuously Variable Transaxle II
			ECN = 2.0L 4 Cyl DOHC 16V Dual VVT Engine	DAW = Cont.Var. w/Off-Rd Crawl Ratio Trans

Balance Shafts 2.0L [ECN]
Figure 009ECN-645

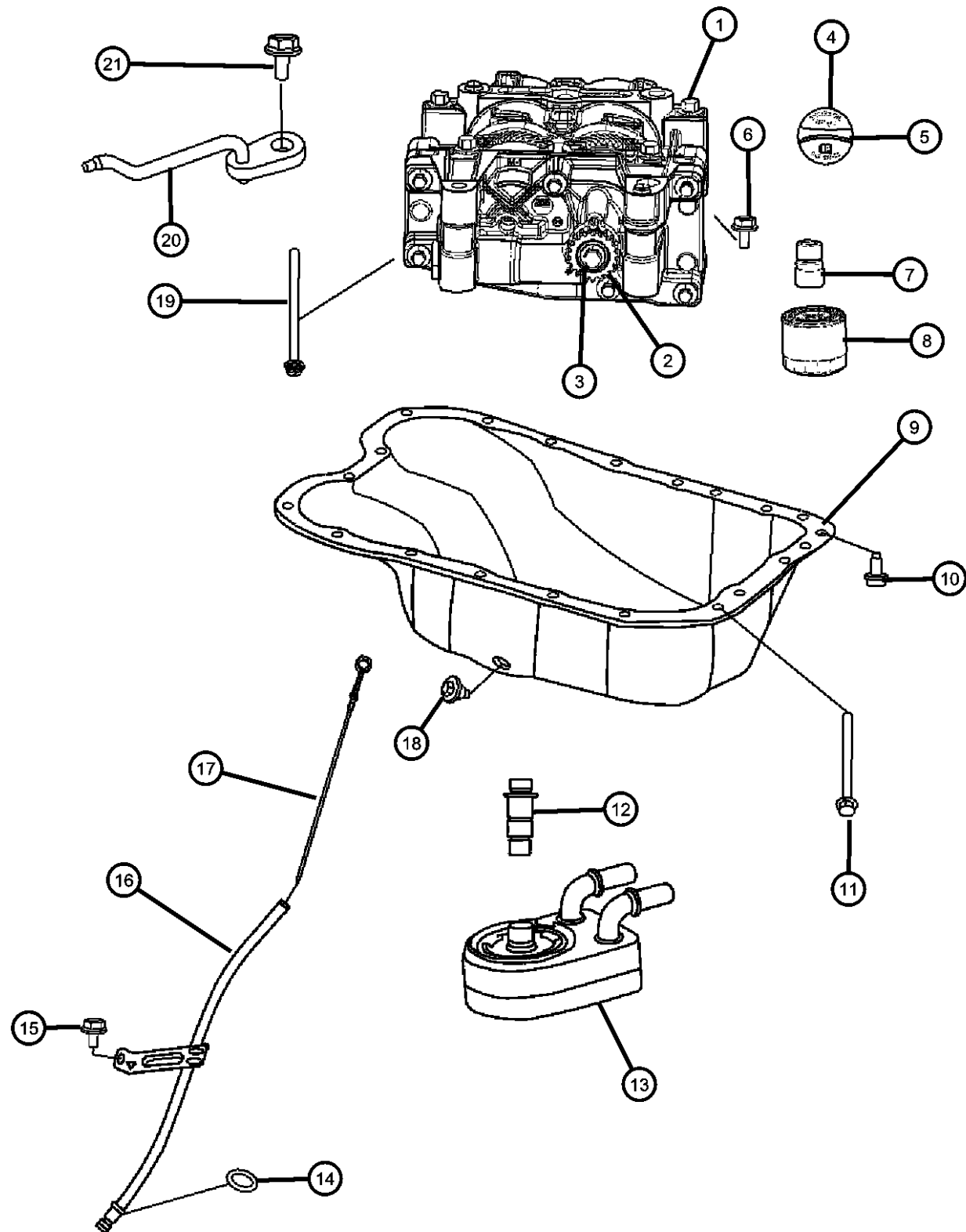


ITEM	PART NUMBER	QTY	LINE	SERIES	BODY	ENGINE	TRANS	TRIM	DESCRIPTION
1	05189870AC	1	J, T, U			ECN			SHAFT PACKAGE, Balance with Oil Pump
2	05189870AC	1							SPROCKET, Drive, Serviced With Oil Pump, (NOT SERVICED)
3	05189870AC	1							BOLT, BOLT, Serviced With Oil Pump, (NOT SERVICED)
4	04884739AA	1	J, T, U			ECN, ED3			CAP, Oil Filler
5	68029299AA	1	J, T, U			ECN, ED3			O RING, Oil Filler Cap
6	06508618AA	4	J, T, U			ECN, ED3			BOLT AND WASHER, Hex Flange Head Locking, M8x1.25x180.00, Balance Shaft Oil Pump Assembly To Cylinder Block, Mounting
7	04884902AB	1	J, T, U			ECN			CONNECTOR, Oil Filter
8	04884900AB	1	J, T, U			ECN, ED3			FILTER, Engine Oil
9	04884665AE	1	J, T, U			ECN, ED3			PAN, Oil
10	06509005AA	1	J, T, U			ECN, ED3			SCREW, Hex Flange Head
11	06508985AA	6	J, T, U			ECN			BOLT, Hex Flange Head, M8x1.25x104.00
12	04884758AB	1							CONNECTOR, Engine Oil Cooler
13	04884757AD	1							COOLER, Engine Oil
14	04884757AD	1							O RING, Engine Oil Level Tube, Serviced With Indicator Tube. O-Ring Part # 2661423500, (NOT SERVICED)
15	05183964AA	1	J, T, U			ECN, ED3			BOLT, Hex Flange Head, M6x1.00x10.90
16	04884733AC	1	J, T, U			ECN, ED3			TUBE, Engine Oil Indicator
17	04884688AD	1	J, T, U			ECN, ED3			INDICATOR, Engine Oil Level
18	06507741AA	1	J, T, U			ECN, ED3			PLUG, Oil Drain, [M14X1.50X21.50]
19	06508618AA	4	J, T, U			ECN, ED3			BOLT AND WASHER, Hex Flange Head Locking, M8x1.25x180.00
20	06508618AA	4							INJECTOR, Oil, (NOT SERVICED)
21	06508618AA	4							BOLT, [M6X12], (NOT SERVICED)

COMPASS/PATRIOT (MK)		BODY		ENGINE	TRANSMISSION
SERIES	LINE				
H = HIGHLINE	T = JEEP - 2WD	49 = HATCHBACK TYPE #2	ECE = 2.0L 4 Cyl DOHC DPF Diesel Engine	DEF = 6-Speed Manual Aisin BG6 Trans	
L = LOWLINE	J = JEEP - 4WD	74 = SPORT UTILITY 4-DR TYPE #4	ED3 = 2.4L 4 Cyl DOHC 16V Dual VVT Engine	DD7 = 5-Speed Manual T355 Transmission	
P = PREMIUM	U = JEEP - 4WD (RHD)		ECD = 2.0L 4 Cyl DOHC Diesel 16V Engine	DAV = Continuously Variable Transaxle II	
			ECN = 2.0L 4 Cyl DOHC 16V Dual VVT Engine	DAW = Cont.Var. w/Off-Rd Crawl Ratio Trans	

AR = use ase required - = Non illustrated part

**Engine Oiling Pump 2.0L [ECN]
Figure 009ECN-705**



ITEM	PART NUMBER	QTY	LINE	SERIES	BODY	ENGINE	TRANS	TRIM	DESCRIPTION
1	05189870AC	1	J, T, U			ECN			SHAFT PACKAGE, Balance with Oil Pump
2	05189870AC	1							SPROCKET, Drive, Serviced With Oil Pump, (NOT SERVICED)
3	05189870AC	1							BOLT, BOLT, Serviced With Oil Pump, (NOT SERVICED)
4	04884739AA	1	J, T, U			ECN, ED3			CAP, Oil Filler
5	68029299AA	1	J, T, U			ECN, ED3			O RING, Oil Filler Cap
6	06508618AA	4	J, T, U			ECN, ED3			BOLT AND WASHER, Hex Flange Head Locking, M8x1.25x180.00, Balance Shaft Oil Pump Assembly To Cylinder Block, Mounting
7	04884902AB	1	J, T, U			ECN			CONNECTOR, Oil Filter
8	04884900AB	1	J, T, U			ECN, ED3			FILTER, Engine Oil
9	04884665AE	1	J, T, U			ECN, ED3			PAN, Oil
10	06509005AA	1	J, T, U			ECN, ED3			SCREW, Hex Flange Head
11	06508985AA	6	J, T, U			ECN			BOLT, Hex Flange Head, M8x1.25x104.00
12	04884758AB	1							CONNECTOR, Engine Oil Cooler
13	04884757AD	1							COOLER, Engine Oil
14	04884757AD	1							O RING, Engine Oil Level Tube, Serviced With Indicator Tube. O-Ring Part # 2661423500, (NOT SERVICED)
15	05183964AA	1	J, T, U			ECN, ED3			BOLT, Hex Flange Head, M6x1.00x10.90
16	04884733AC	1	J, T, U			ECN, ED3			TUBE, Engine Oil Indicator
17	04884688AD	1	J, T, U			ECN, ED3			INDICATOR, Engine Oil Level
18	06507741AA	1	J, T, U			ECN, ED3			PLUG, Oil Drain, [M14X1.50X21.50]
19	06508618AA	4	J, T, U			ECN, ED3			BOLT AND WASHER, Hex Flange Head Locking, M8x1.25x180.00
20	06508618AA	4							INJECTOR, Oil, (NOT SERVICED)
21	06508618AA	4							BOLT, [M6X12], (NOT SERVICED)

COMPASS/PATRIOT (MK)

SERIES	LINE
H = HIGHLINE	T = JEEP - 2WD
L = LOWLINE	J = JEEP - 4WD
P = PREMIUM	U = JEEP - 4WD (RHD)

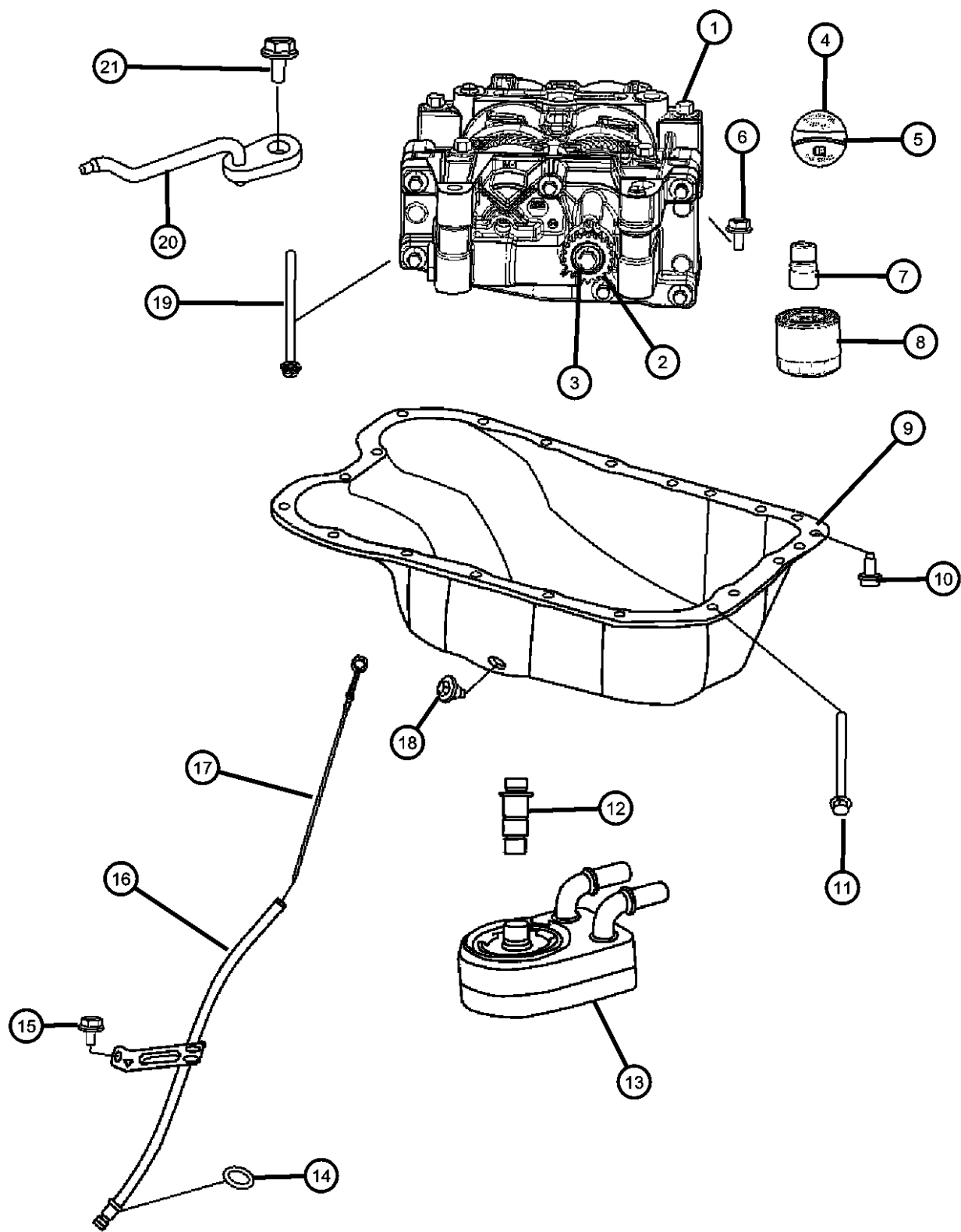
BODY
49 = HATCHBACK TYPE #2
74 = SPORT UTILITY 4-DR TYPE #4

ENGINE	TRANSMISSION
ECE = 2.0L 4 Cyl DOHC DPF Diesel Engine	DEF = 6-Speed Manual Aisin BG6 Trans
ED3 = 2.4L 4 Cyl DOHC 16V Dual VVT Engine	DD7 = 5-Speed Manual T355 Transmission
ECD = 2.0L 4 Cyl DOHC Diesel 16V Engine	DAV = Continuously Variable Transaxle II
ECN = 2.0L 4 Cyl DOHC 16V Dual VVT Engine	DAW = Cont.Var. w/Off-Rd Crawl Ratio Trans

AR = use ase required - = Non illustrated part

2008 MK

Engine Oil Pan, Engine Oil Level Indicator And Related Parts 2.0L [ECN]
Figure 009ECN-725



ITEM	PART NUMBER	QTY	LINE	SERIES	BODY	ENGINE	TRANS	TRIM	DESCRIPTION
1	05189870AC	1	J, T, U			ECN			SHAFT PACKAGE, Balance with Oil Pump
2	05189870AC	1							SPROCKET, Drive, Serviced With Oil Pump, (NOT SERVICED)
3	05189870AC	1							BOLT, BOLT, Serviced With Oil Pump, (NOT SERVICED)
4	04884739AA	1	J, T, U			ECN, ED3			CAP, Oil Filler
5	68029299AA	1	J, T, U			ECN, ED3			O RING, Oil Filler Cap
6	06508618AA	4	J, T, U			ECN, ED3			BOLT AND WASHER, Hex Flange Head Locking, M8x1.25x180.00, Balance Shaft Oil Pump Assembly To Cylinder Block, Mounting
7	04884902AB	1	J, T, U			ECN			CONNECTOR, Oil Filter
8	04884900AB	1	J, T, U			ECN, ED3			FILTER, Engine Oil
9	04884665AE	1	J, T, U			ECN, ED3			PAN, Oil
10	06509005AA	1	J, T, U			ECN, ED3			SCREW, Hex Flange Head
11	06508985AA	6	J, T, U			ECN			BOLT, Hex Flange Head, M8x1.25x104.00
12	04884758AB	1							CONNECTOR, Engine Oil Cooler
13	04884757AD	1							COOLER, Engine Oil
14	04884757AD	1							O RING, Engine Oil Level Tube, Serviced With Indicator Tube. O-Ring Part # 2661423500, (NOT SERVICED)
15	05183964AA	1	J, T, U			ECN, ED3			BOLT, Hex Flange Head, M6x1.00x10.90
16	04884733AC	1	J, T, U			ECN, ED3			TUBE, Engine Oil Indicator
17	04884688AD	1	J, T, U			ECN, ED3			INDICATOR, Engine Oil Level
18	06507741AA	1	J, T, U			ECN, ED3			PLUG, Oil Drain, [M14X1.50X21.50]
19	06508618AA	4	J, T, U			ECN, ED3			BOLT AND WASHER, Hex Flange Head Locking, M8x1.25x180.00
20	06508618AA	4							INJECTOR, Oil, (NOT SERVICED)
21	06508618AA	4							BOLT, [M6X12], (NOT SERVICED)

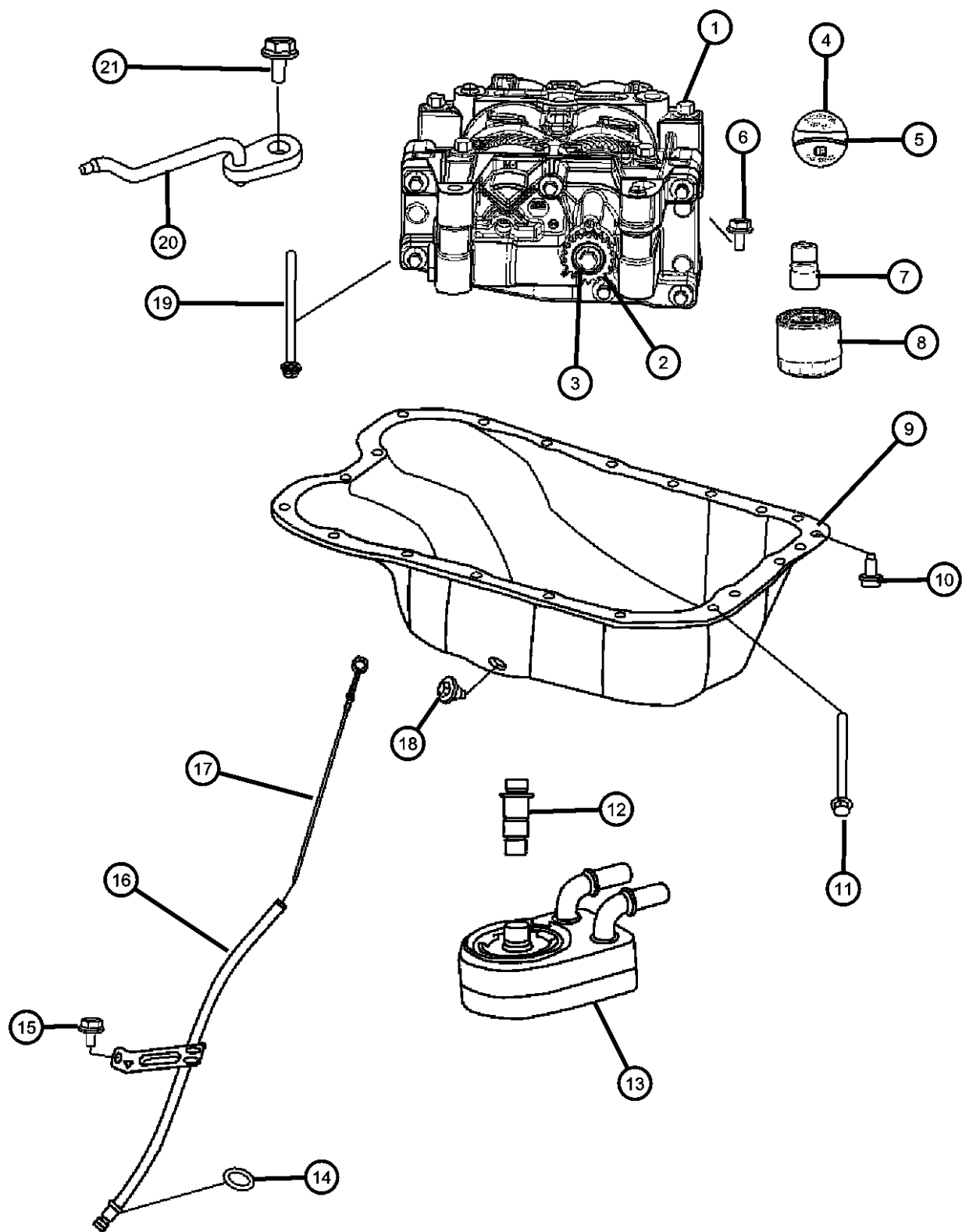
COMPASS/PATRIOT (MK)

SERIES	LINE	BODY	ENGINE	TRANSMISSION
H = HIGHLINE	T = JEEP - 2WD	49 = HATCHBACK TYPE #2	ECE = 2.0L 4 Cyl DOHC DPF Diesel Engine	DEF = 6-Speed Manual Aisin BG6 Trans
L = LOWLINE	J = JEEP - 4WD	74 = SPORT UTILITY 4-DR TYPE #4	ED3 = 2.4L 4 Cyl DOHC 16V Dual VVT Engine	DD7 = 5-Speed Manual T355 Transmission
P = PREMIUM	U = JEEP - 4WD (RHD)		ECD = 2.0L 4 Cyl DOHC Diesel 16V Engine	DAV = Continuously Variable Transaxle II
			ECN = 2.0L 4 Cyl DOHC 16V Dual VVT Engine	DAW = Cont.Var. w/Off-Rd Crawl Ratio Trans

AR = use ase required - = Non illustrated part

2008 MK

Engine Oil Filter And Related Parts 2.0L [ECN]
Figure 009ECN-745



ITEM	PART NUMBER	QTY	LINE	SERIES	BODY	ENGINE	TRANS	TRIM	DESCRIPTION
1	05189870AC	1	J, T, U			ECN			SHAFT PACKAGE, Balance with Oil Pump
2	05189870AC	1							SPROCKET, Drive, Serviced With Oil Pump, (NOT SERVICED)
3	05189870AC	1							BOLT, BOLT, Serviced With Oil Pump, (NOT SERVICED)
4	04884739AA	1	J, T, U			ECN, ED3			CAP, Oil Filler
5	68029299AA	1	J, T, U			ECN, ED3			O RING, Oil Filler Cap
6	06508618AA	4	J, T, U			ECN, ED3			BOLT AND WASHER, Hex Flange Head Locking, M8x1.25x180.00, Balance Shaft Oil Pump Assembly To Cylinder Block, Mounting
7	04884902AB	1	J, T, U			ECN			CONNECTOR, Oil Filter
8	04884900AB	1	J, T, U			ECN, ED3			FILTER, Engine Oil
9	04884665AE	1	J, T, U			ECN, ED3			PAN, Oil
10	06509005AA	1	J, T, U			ECN, ED3			SCREW, Hex Flange Head
11	06508985AA	6	J, T, U			ECN			BOLT, Hex Flange Head, M8x1.25x104.00
12	04884758AB	1							CONNECTOR, Engine Oil Cooler
13	04884757AD	1							COOLER, Engine Oil
14	04884757AD	1							O RING, Engine Oil Level Tube, Serviced With Indicator Tube. O-Ring Part # 2661423500, (NOT SERVICED)
15	05183964AA	1	J, T, U			ECN, ED3			BOLT, Hex Flange Head, M6x1.00x10.90
16	04884733AC	1	J, T, U			ECN, ED3			TUBE, Engine Oil Indicator
17	04884688AD	1	J, T, U			ECN, ED3			INDICATOR, Engine Oil Level
18	06507741AA	1	J, T, U			ECN, ED3			PLUG, Oil Drain, [M14X1.50X21.50]
19	06508618AA	4	J, T, U			ECN, ED3			BOLT AND WASHER, Hex Flange Head Locking, M8x1.25x180.00
20	06508618AA	4							INJECTOR, Oil, (NOT SERVICED)
21	06508618AA	4							BOLT, [M6X12], (NOT SERVICED)

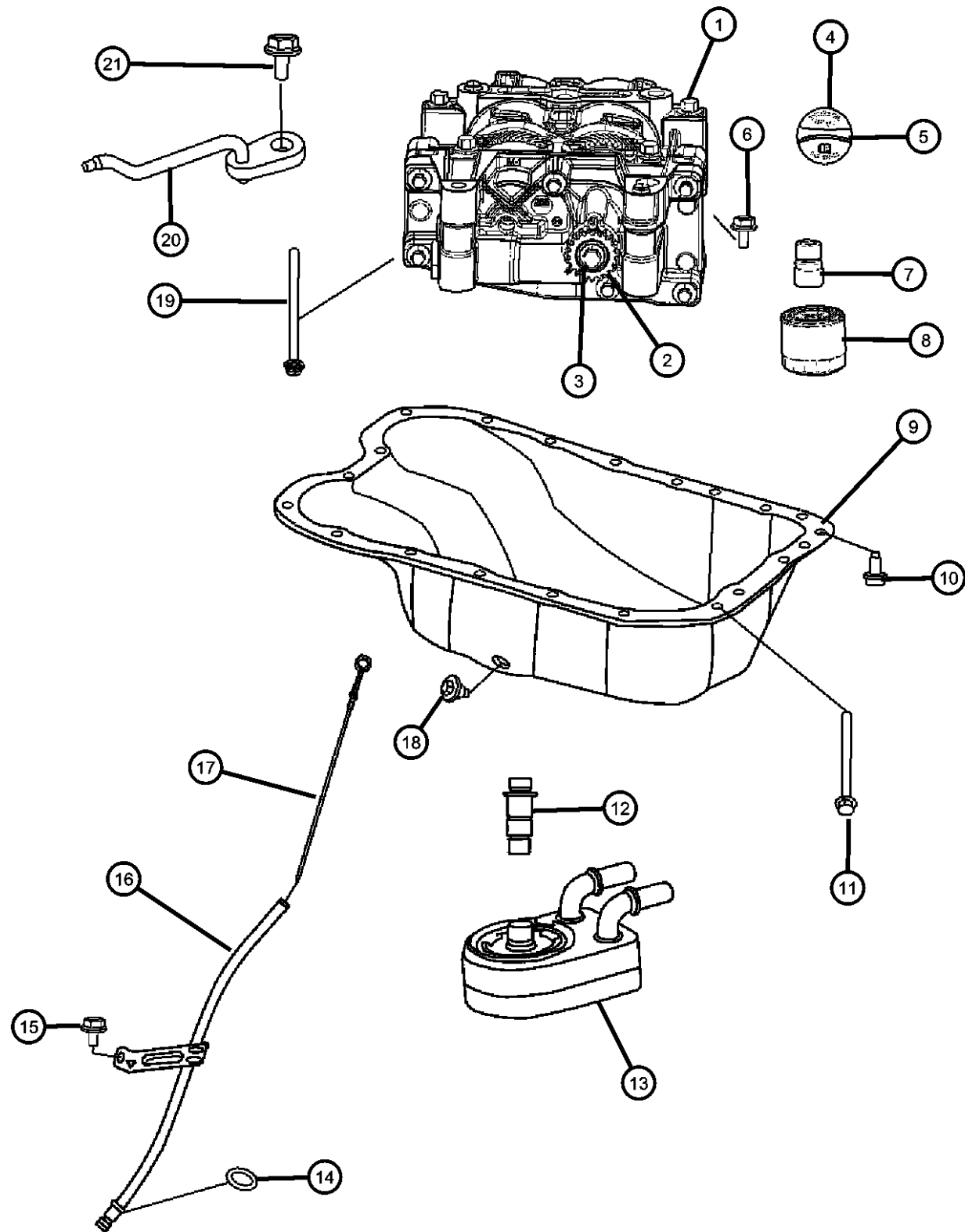
COMPASS/PATRIOT (MK)

SERIES	LINE	BODY	ENGINE	TRANSMISSION
H = HIGHLINE	T = JEEP - 2WD	49 = HATCHBACK TYPE #2	ECE = 2.0L 4 Cyl DOHC DPF Diesel Engine	DEF = 6-Speed Manual Aisin BG6 Trans
L = LOWLINE	J = JEEP - 4WD	74 = SPORT UTILITY 4-DR TYPE #4	ED3 = 2.4L 4 Cyl DOHC 16V Dual VVT Engine	DD7 = 5-Speed Manual T355 Transmission
P = PREMIUM	U = JEEP - 4WD (RHD)		ECD = 2.0L 4 Cyl DOHC Diesel 16V Engine	DAV = Continuously Variable Transaxle II
			ECN = 2.0L 4 Cyl DOHC 16V Dual VVT Engine	DAW = Cont.Var. w/Off-Rd Crawl Ratio Trans

AR = use ase required - = Non illustrated part

2008 MK

**Engine Oil Cooler 2.0L [ECN]
Figure 009ECN-805**



ITEM	PART NUMBER	QTY	LINE	SERIES	BODY	ENGINE	TRANS	TRIM	DESCRIPTION
1	05189870AC	1	J, T, U			ECN			SHAFT PACKAGE, Balance with Oil Pump
2	05189870AC	1							SPROCKET, Drive, Serviced With Oil Pump, (NOT SERVICED)
3	05189870AC	1							BOLT, BOLT, Serviced With Oil Pump, (NOT SERVICED)
4	04884739AA	1	J, T, U			ECN, ED3			CAP, Oil Filler
5	68029299AA	1	J, T, U			ECN, ED3			O RING, Oil Filler Cap
6	06508618AA	4	J, T, U			ECN, ED3			BOLT AND WASHER, Hex Flange Head Locking, M8x1.25x180.00, Balance Shaft Oil Pump Assembly To Cylinder Block, Mounting
7	04884902AB	1	J, T, U			ECN			CONNECTOR, Oil Filter
8	04884900AB	1	J, T, U			ECN, ED3			FILTER, Engine Oil
9	04884665AE	1	J, T, U			ECN, ED3			PAN, Oil
10	06509005AA	1	J, T, U			ECN, ED3			SCREW, Hex Flange Head
11	06508985AA	6	J, T, U			ECN			BOLT, Hex Flange Head, M8x1.25x104.00
12	04884758AB	1							CONNECTOR, Engine Oil Cooler
13	04884757AD	1							COOLER, Engine Oil
14	04884757AD	1							O RING, Engine Oil Level Tube, Serviced With Indicator Tube. O-Ring Part # 2661423500, (NOT SERVICED)
15	05183964AA	1	J, T, U			ECN, ED3			BOLT, Hex Flange Head, M6x1.00x10.90
16	04884733AC	1	J, T, U			ECN, ED3			TUBE, Engine Oil Indicator
17	04884688AD	1	J, T, U			ECN, ED3			INDICATOR, Engine Oil Level
18	06507741AA	1	J, T, U			ECN, ED3			PLUG, Oil Drain, [M14X1.50X21.50]
19	06508618AA	4	J, T, U			ECN, ED3			BOLT AND WASHER, Hex Flange Head Locking, M8x1.25x180.00
20	06508618AA	4							INJECTOR, Oil, (NOT SERVICED)
21	06508618AA	4							BOLT, [M6X12], (NOT SERVICED)

COMPASS/PATRIOT (MK)

SERIES	LINE
H = HIGHLINE	T = JEEP - 2WD
L = LOWLINE	J = JEEP - 4WD
P = PREMIUM	U = JEEP - 4WD (RHD)

BODY

49 = HATCHBACK TYPE #2
74 = SPORT UTILITY 4-DR
TYPE #4

ENGINE

ECE = 2.0L 4 Cyl DOHC DPF
Diesel Engine
ED3 = 2.4L 4 Cyl DOHC 16V
Dual VVT Engine
ECD = 2.0L 4 Cyl DOHC
Diesel 16V Engine
ECN = 2.0L 4 Cyl DOHC 16V
Dual VVT Engine

TRANSMISSION

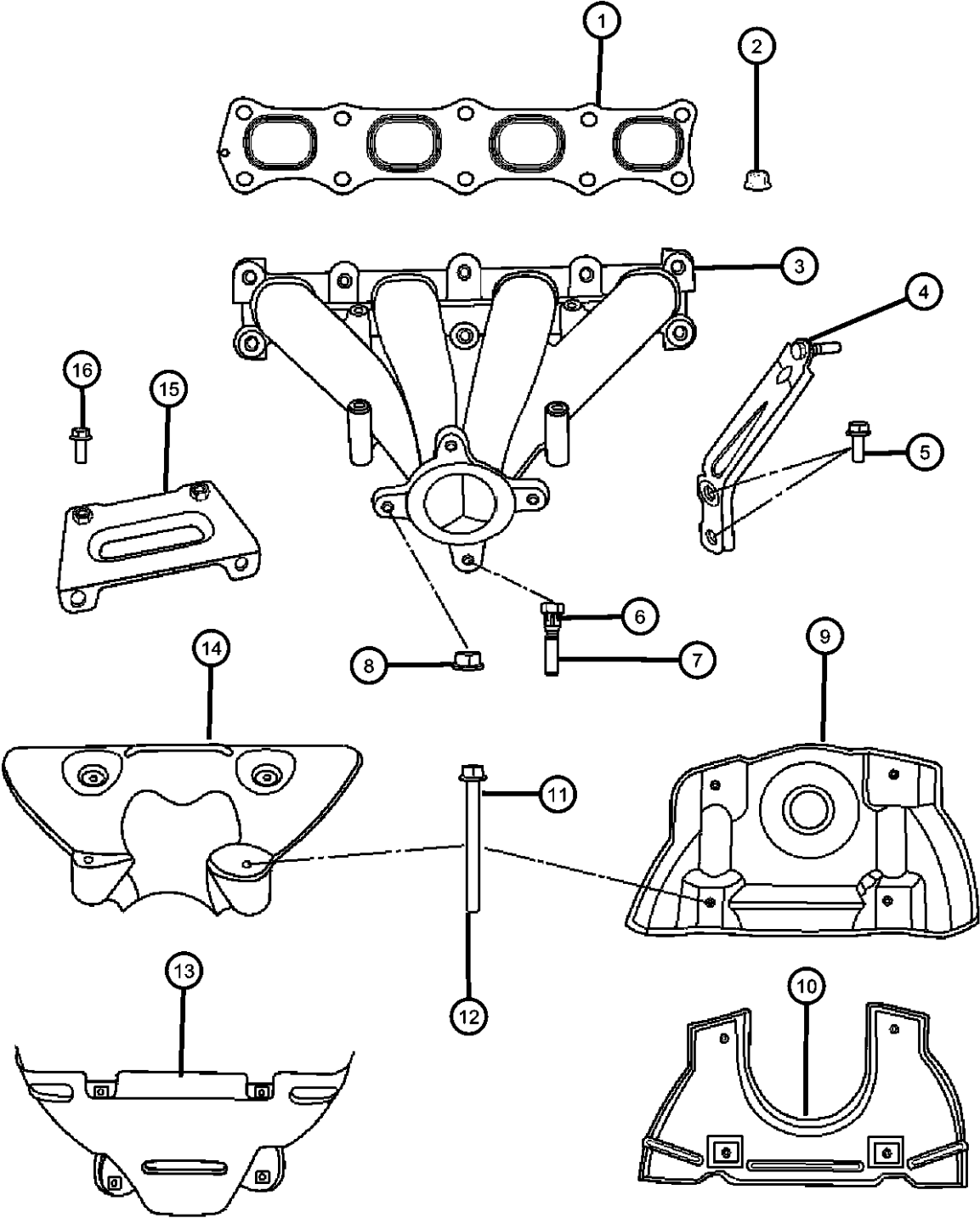
- DEF = 6-Speed Manual Aisin BG6 Trans
- DD7 = 5-Speed Manual T355 Transmission
- DAV = Continuously Variable Transaxle II
- DAW = Cont.Var. w/Off-Rd Crawl Ratio Trans

AR = use ase required - = Non illustrated part

2008 MK

<< RETURN TO GROUP INDEX

Exhaust Manifold And Heat Shields 2.0L [ECN]
Figure 009ECN-1005



ITEM	PART NUMBER	QTY	LINE	SERIES	BODY	ENGINE	TRANS	TRIM	DESCRIPTION
1	1555A185	1	J, T, U			ECN, ED3			GASKET, Exhaust Manifold
2	1022510003	2	J, T, U			ECN, ED3			NUT, Exhaust Manifold To Cylinder Head, Mounting
3	04693321AD	1	T						MANIFOLD, Exhaust
4	04693350AC	1	T						BRACKET, Exhaust ManifoldSupport
5	06104215AA	2	T						BOLT, Hex Flange Head, M10x1.50x25.00, Exhaust Manifold Bracket To Cylinder Block, Mounting
6	06508635AA	1	T						BOLT, M8X1.25X45.00, Exhaust Manifold To Front Exhaust Pipe, Mounting
7	06508185AA	6	T						BOLT, Hex Flange Head, M10x1.25x30.00, Exhaust Manifold To Cylinder Head, Mounting
8	06104716AA	4	T			ECN, ED3			NUT, Hex Flange Lock, M8X1.25, Exhaust Manifold To Front Exhaust Pipe, Mounting
9	04693326AC	1							SHIELD, Heat, AWD Only, Upper
10	04693327AC	1							SHIELD, Heat, AWD Only, Lower
11	06104191AA	4	J, T, U			ECN, ED3			BOLT, Hex Flange Head, M6x1.00x70.00, Heat Sheild To Exhaust Manifold, Mounting
12	06104191AA	4							BOLT, Hex Head, M8x1.25x16, [06501474], (NOT SERVICED)
13	04693349AB	1	T						SHIELD, Exhaust Manifold, FWD Only, Lower
14	04693348AB	1	T						SHIELD, Exhaust Manifold, FWD Only, Upper
15	04693351AC	1							BRACKET, Exhaust Manifold
16	06104215AA	2	T						BOLT, Hex Flange Head, M10x1.50x25.00, Exhaust Manifold Bracket To Engine Block, Mounting

COMPASS/PATRIOT (MK)		BODY		ENGINE	TRANSMISSION
SERIES	LINE				
H = HIGHLINE	T = JEEP - 2WD	49 = HATCHBACK TYPE #2		ECE = 2.0L 4 Cyl DOHC DPF Diesel Engine	DEF = 6-Speed Manual Aisin BG6 Trans
L = LOWLINE	J = JEEP - 4WD	74 = SPORT UTILITY 4-DR TYPE #4		ED3 = 2.4L 4 Cyl DOHC 16V Dual VVT Engine	DD7 = 5-Speed Manual T355 Transmission
P = PREMIUM	U = JEEP - 4WD (RHD)			ECD = 2.0L 4 Cyl DOHC Diesel 16V Engine	DAV = Continuously Variable Transaxle II
				ECN = 2.0L 4 Cyl DOHC 16V Dual VVT Engine	DAW = Cont.Var. w/Off-Rd Crawl Ratio Trans

AR = use ase required - = Non illustrated part

Intake Manifold 2.0L [ECN]
Figure 009ECN-1025

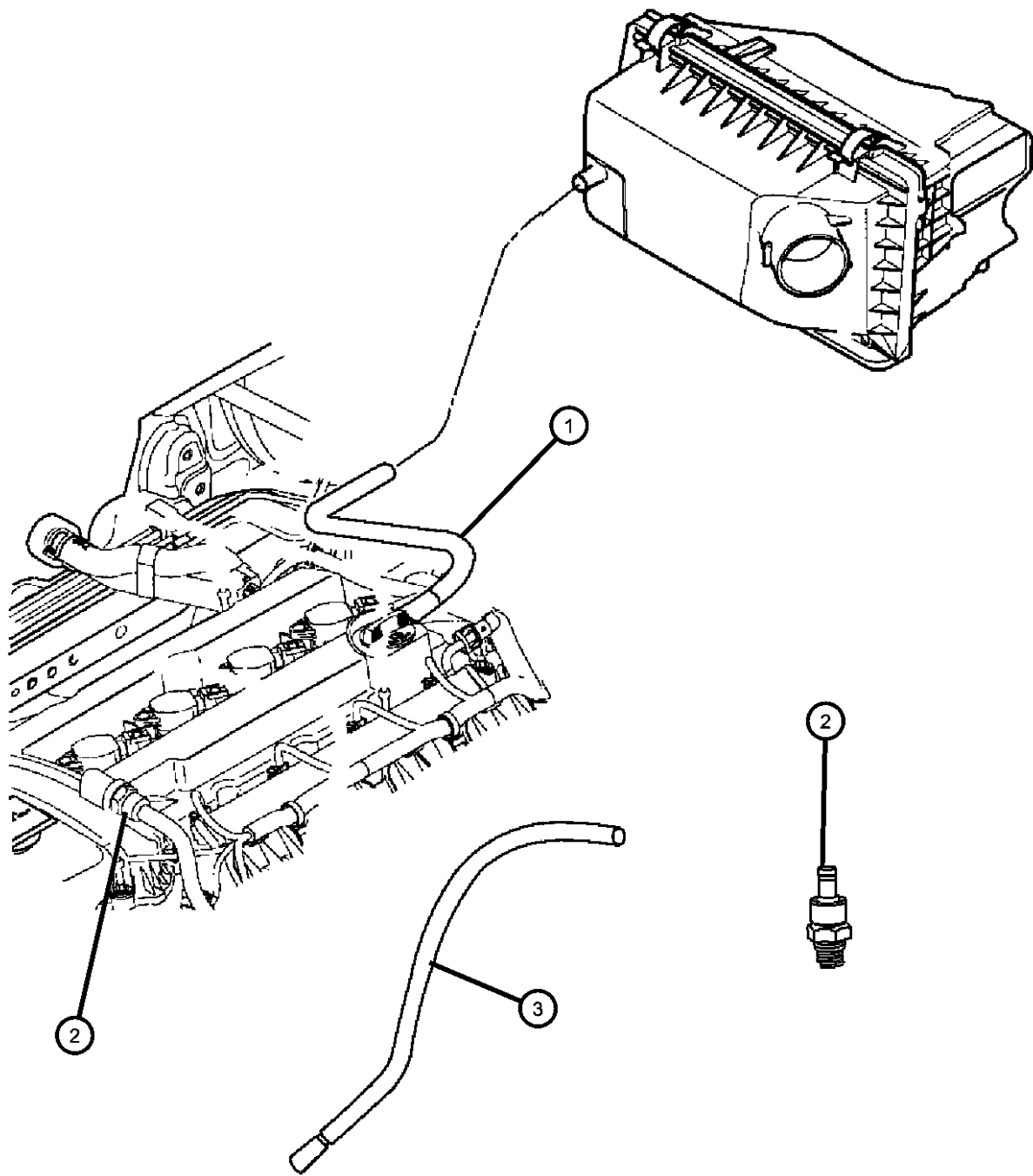
ITEM	PART NUMBER	QTY	LINE	SERIES	BODY	ENGINE	TRANS	TRIM	DESCRIPTION
1	04884495AF	1	J, T, U			ECN, ED3			MANIFOLD, Intake
2	04884550AB	1	J, T, U			ECN, ED3			GASKET, Intake Manifold
3	06104716AA	2	J, T, U			ECN, ED3			NUT, Hex Flange Lock, M8X1.25, Intake Manifold To Cylinder Head, Mounting
4	06104201AA	3	J, T, U			ECN, ED3			BOLT, Hex Flange Head, M8X1.25X45.00 Intake Manifold To Cylinder Head, Mounting
		1	J, T, U			ECN, ED3			Intake Manifold Support Bracket To Engine Block, Mounting
5	04884871AA	1	J, T, U			ECN, ED3			BRACKET, Throttle Body Support
6	04884549AD	1	J, T, U			ECN, ED3			ACTUATOR, Flow Control Valve
7	06508891AA	2	J, T, U			ECN, ED3			SCREW, Hex Flange Head Tapping, M5.74X1.81X21.50, Actuator To Intake Manifold, Mounting
8	05033310AB	1	J, T, U			ECN, ED3			SENSOR, MAP
9	06102417AA	1	J, T, U			ECN, ED3			SCREW, Tapping Hex Head, M4.2X1.70X16.00, Map Sensor To Intake Manifold, Mounting

COMPASS/PATRIOT (MK)

SERIES	LINE	BODY	ENGINE	TRANSMISSION
H = HIGHLINE	T = JEEP - 2WD	49 = HATCHBACK TYPE #2	ECE = 2.0L 4 Cyl DOHC DPF Diesel Engine	DEF = 6-Speed Manual Aisin BG6 Trans
L = LOWLINE	J = JEEP - 4WD	74 = SPORT UTILITY 4-DR TYPE #4	ED3 = 2.4L 4 Cyl DOHC 16V Dual VVT Engine	DD7 = 5-Speed Manual T355 Transmission
P = PREMIUM	U = JEEP - 4WD (RHD)		ECD = 2.0L 4 Cyl DOHC Diesel 16V Engine	DAV = Continuously Variable Transaxle II
			ECN = 2.0L 4 Cyl DOHC 16V Dual VVT Engine	DAW = Cont.Var. w/Off-Rd Crawl Ratio Trans

AR = use ase required - = Non illustrated part

Crankcase Ventilation 2.0L [ECN]
Figure 009ECN-1105



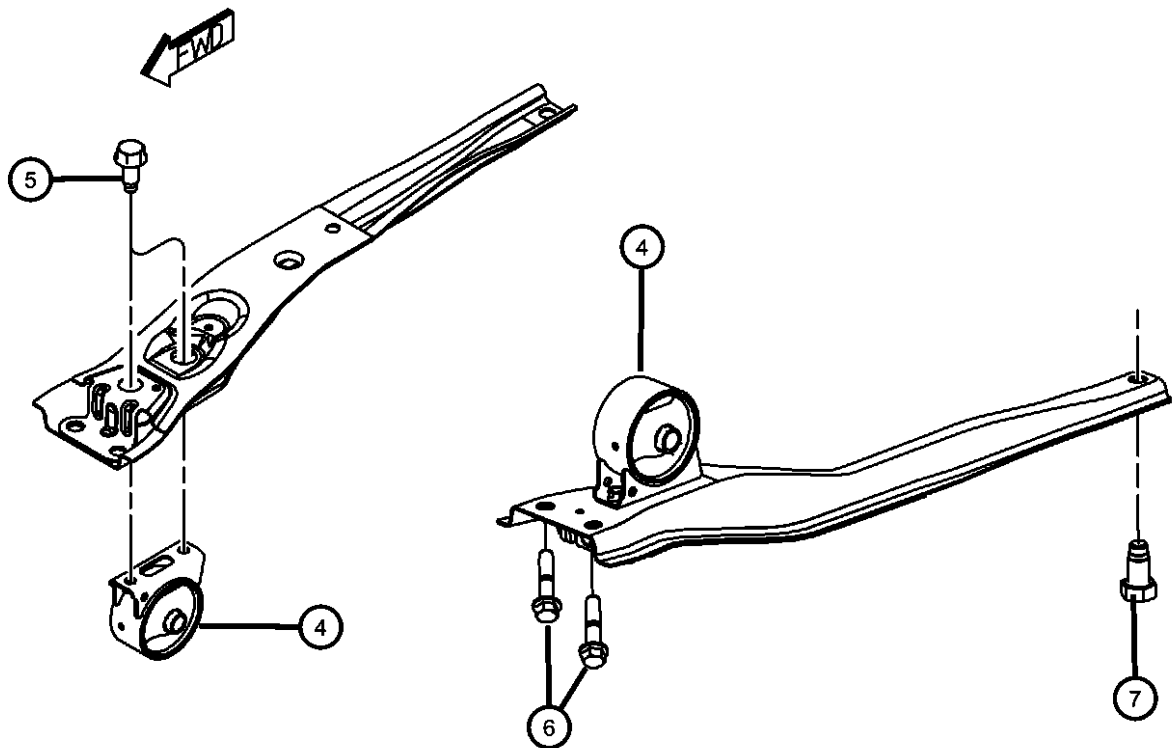
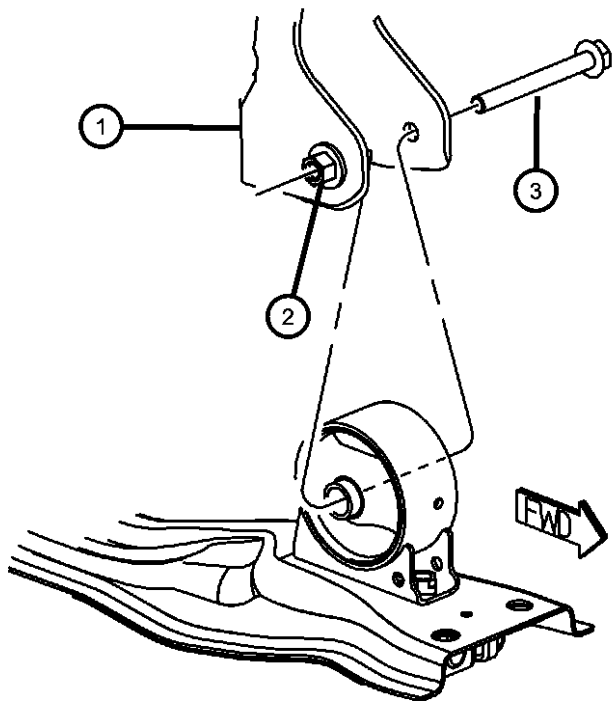
ITEM	PART NUMBER	QTY	LINE	SERIES	BODY	ENGINE	TRANS	TRIM	DESCRIPTION
------	-------------	-----	------	--------	------	--------	-------	------	-------------

NOTE:
Sales Codes:
[DAV] = Continuously Variable Transmission
[DEF] = 6-Speed Manual Aisian BG6 Transmission
[DEK] = 6-Speed Manual Getrag DM76 Transmission
[DE0] = All 6-Speed Manual Transmissions
[DD0] = All 5-Speed Manual Transmissions
[DD7] = 5-Speed Manual T355 Transmission
[ECD] = 2.0L 4 Cylinder DOHC Diesel 16 Valve Engine
[ECN] = 2.0L 4 Cylinder DOHC 16 Valve VVT Engine
[EC0] = All 2.0L 4 Cylinder Gas Engines
[ED3] = 2.4L 4 Cylinder DOHC 16 Valve Duel VVT Engine
[ED4] = 2.4L 4 Cylinder DOHC 16 Valve Turbo Engine
[ED0] = All 2.4L 4 Cylinder Gas Engines
[NAA] = Federal Emissions
[NAE] = California Emisssons
[NAS] = 50 State Emissions
[NA1] = Export Emissions

1	05047000AA	1	J, T, U			ECN, ED3			HOSE, Make Up Air
2	05047002AA	1	J, T, U			ECN, ED3			VALVE, PCV, 15mm Nipple
3	05047034AA	1	J, T, U			ECN, ED3			HOSE, Crankcase Vent

COMPASS/PATRIOT (MK)					
SERIES	LINE	BODY	ENGINE	TRANSMISSION	
H = HIGHLINE	T = JEEP - 2WD	49 = HATCHBACK TYPE #2	ECE = 2.0L 4 Cyl DOHC DPF Diesel Engine	DEF = 6-Speed Manual Aisin BG6 Trans	
L = LOWLINE	J = JEEP - 4WD	74 = SPORT UTILITY 4-DR TYPE #4	ED3 = 2.4L 4 Cyl DOHC 16V Dual VVT Engine	DD7 = 5-Speed Manual T355 Transmission	
P = PREMIUM	U = JEEP - 4WD (RHD)		ECD = 2.0L 4 Cyl DOHC Diesel 16V Engine	DAV = Continuously Variable Transaxle II	
			ECN = 2.0L 4 Cyl DOHC 16V Dual VVT Engine	DAW = Cont.Var. w/Off-Rd Crawl Ratio Trans	

Engine Mounting Front FWD 2.0L [ECN]
Figure 009ECN-1205

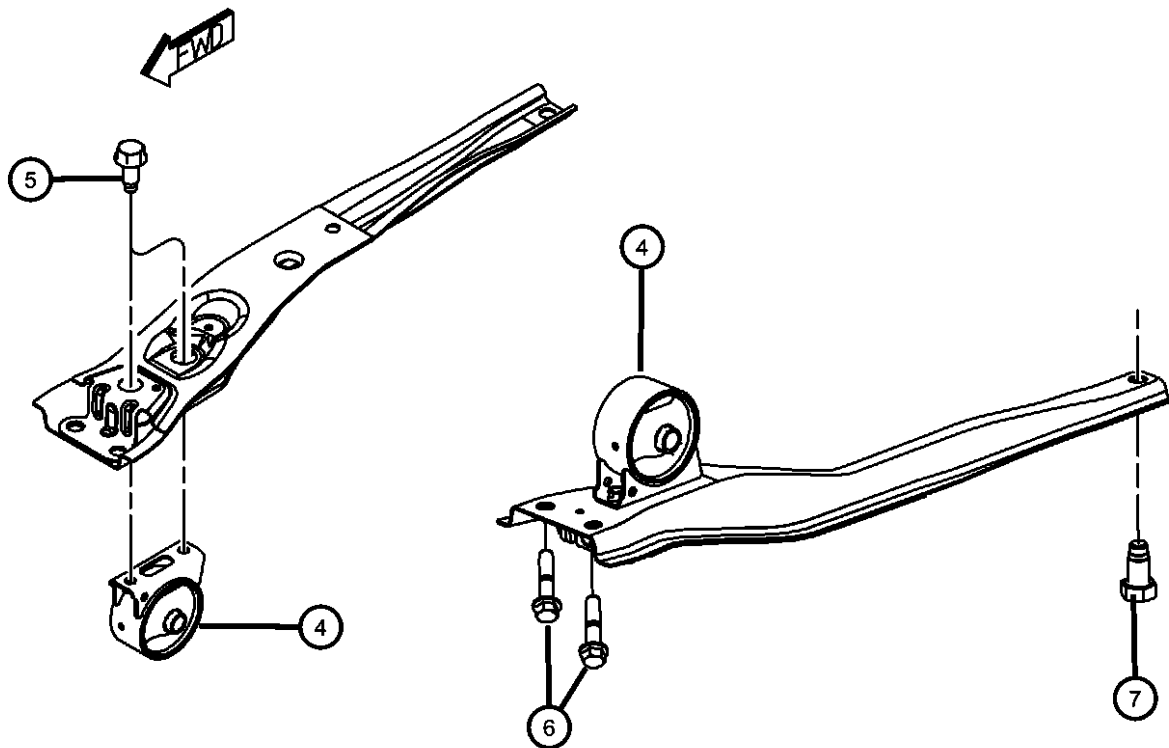
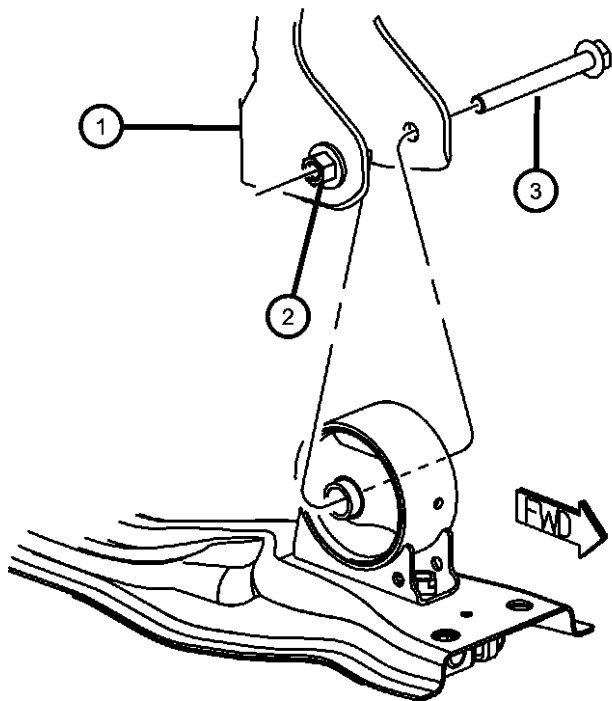


ITEM	PART NUMBER	QTY	LINE	SERIES	BODY	ENGINE	TRANS	TRIM	DESCRIPTION
1	05105596AB	1	J, T, U			ECN, ED3			BRACKET, Engine MountFront
2	05105596AB	1							WELD NUT, Serviced With Bracket, (NOT SERVICED)
3	06105074AA	1	J, T, U						BOLT, Hex Flange Head, M10X1.50X100.00, Front Mount To Bracket, Mounting
4	05105493AB	1	J, T, U				DD7, DEF		INSULATOR Front
	05105494AB	1	J, T, U				DAV, DAW		
5	06105062AA	2	J, T, U						BOLT, Hex Flange Head, M10x1.50x25.00, Front Mount To Crossmember, Mounting
6	06508511AA	2	J, T, U						BOLT, Hex Flange Head, M12X1.25X55.00, To Radiator Cross Member, Mounting
7	06105075AA	1	J, T, U						BOLT, Hex Flange Head, M12x1.50x25.00, To Suspension Cross Member, Mounting

COMPASS/PATRIOT (MK)		BODY		ENGINE		TRANSMISSION	
SERIES	LINE						
H = HIGHLINE	T = JEEP - 2WD	49 = HATCHBACK TYPE #2	ECE = 2.0L 4 Cyl DOHC DPF Diesel Engine	DEF = 6-Speed Manual Aisin BG6 Trans			
L = LOWLINE	J = JEEP - 4WD	74 = SPORT UTILITY 4-DR TYPE #4	ED3 = 2.4L 4 Cyl DOHC 16V Dual VVT Engine	DD7 = 5-Speed Manual T355 Transmission			
P = PREMIUM	U = JEEP - 4WD (RHD)		ECD = 2.0L 4 Cyl DOHC Diesel 16V Engine	DAV = Continuously Variable Transaxle II			
			ECN = 2.0L 4 Cyl DOHC 16V Dual VVT Engine	DAW = Cont.Var. w/Off-Rd Crawl Ratio Trans			

AR = use ase required - = Non illustrated part

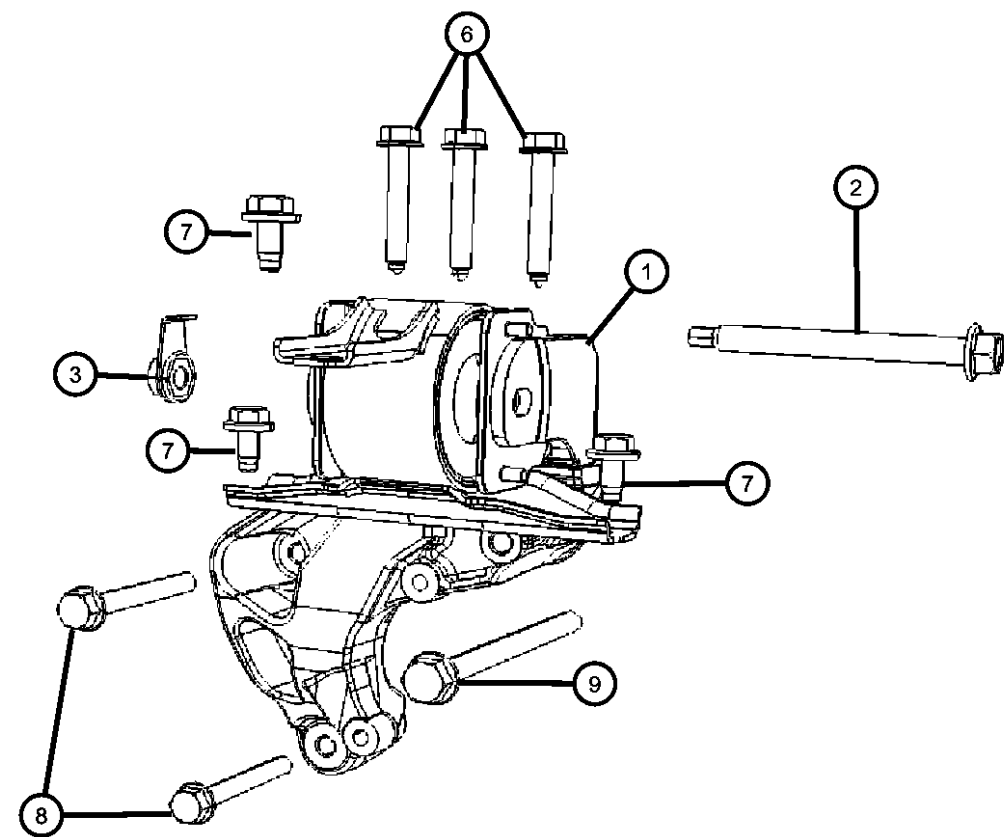
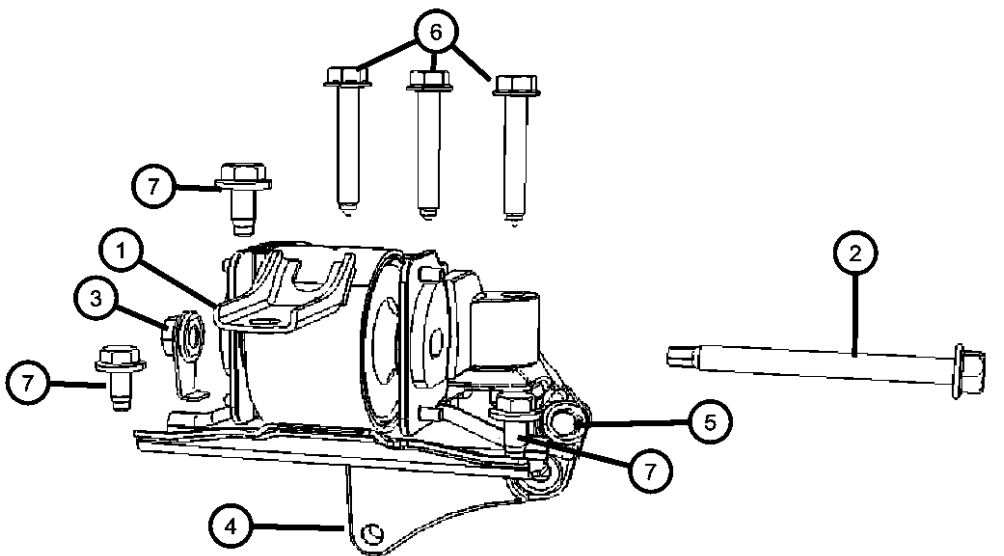
Engine Mounting Front AWD/4WD 2.0L [ECN]
Figure 009ECN-1215



ITEM	PART NUMBER	QTY	LINE	SERIES	BODY	ENGINE	TRANS	TRIM	DESCRIPTION
1	05105596AB	1	J, T, U			ECN, ED3			BRACKET, Engine MountFront
2	05105596AB	1							WELD NUT, Serviced With Bracket, (NOT SERVICED)
3	06105074AA	1	J, T, U						BOLT, Hex Flange Head, M10X1.50X100.00, Front Mount To Bracket, Mounting
4	05105493AB	1	J, T, U				DD7, DEF		INSULATOR
	05105494AB	1	J, T, U				DAV, DAW		Front
5	06105062AA	2	J, T, U						BOLT, Hex Flange Head, M10x1.50x25.00, Front Mount To Crossmember, Mounting
6	06508511AA	2	J, T, U						BOLT, Hex Flange Head, M12X1.25X55.00, To Radiator Cross Member, Mounting
7	06105075AA	1	J, T, U						BOLT, Hex Flange Head, M12x1.50x25.00, To Suspension Cross Member, Mounting

COMPASS/PATRIOT (MK)		BODY		ENGINE		TRANSMISSION	
SERIES	LINE						
H = HIGHLINE	T = JEEP - 2WD	49 = HATCHBACK TYPE #2	ECE = 2.0L 4 Cyl DOHC DPF Diesel Engine	DEF = 6-Speed Manual Aisin BG6 Trans			
L = LOWLINE	J = JEEP - 4WD	74 = SPORT UTILITY 4-DR TYPE #4	ED3 = 2.4L 4 Cyl DOHC 16V Dual VVT Engine	DD7 = 5-Speed Manual T355 Transmission			
P = PREMIUM	U = JEEP - 4WD (RHD)		ECD = 2.0L 4 Cyl DOHC Diesel 16V Engine	DAV = Continuously Variable Transaxle II			
			ECN = 2.0L 4 Cyl DOHC 16V Dual VVT Engine	DAW = Cont.Var. w/Off-Rd Crawl Ratio Trans			

Engine Mounting Right Side FWD 2.0L [ECN]
Figure 009ECN-1225



ITEM	PART NUMBER	QTY	LINE	SERIES	BODY	ENGINE	TRANS	TRIM	DESCRIPTION
1	05105489AD	1	J, T, U			ECN, ED3			INSULATOR, Engine Mount, Includes Items 3 and 4, Right
2	06508529AA	1	J, T, U			ECN, ED3			BOLT, Hex Flange Head, M12X1.50X121.00, Engine Mount Bracket to Insulator, Mounting
3	06508684AA	1	J, T, U			ECN, ED3			NUT, Hex Flange, M12X1.50, Engine Mount Bracket to Insulator, Mounting
4	68004188AA	1	J, T, U			ECN, ED3			BRACKET PACKAGE, Engine Mount
5	06500584	1	J, T, U			ECN, ED3			BOLT
6	06508235AA	3	J, T, U						BOLT, Hex Flange Head, M10X1.25X65.00, Engine Support Bracket to Power Steering Bracket, Mounting
7	06104412AA	3	J, T, U						BOLT AND CONED WASHER, Hex Head, M10X1.5X25.00
8	06104225AA	2	J, T, U			ECD, ECE			BOLT, Hex Flange Head, M10X1.50X80.00
9	06104230AA	1	J, T, U			ECD, ECE			BOLT, Hex Flange Head, M10X1.50X130.00, Engine Support Bracket to Block, Mounting

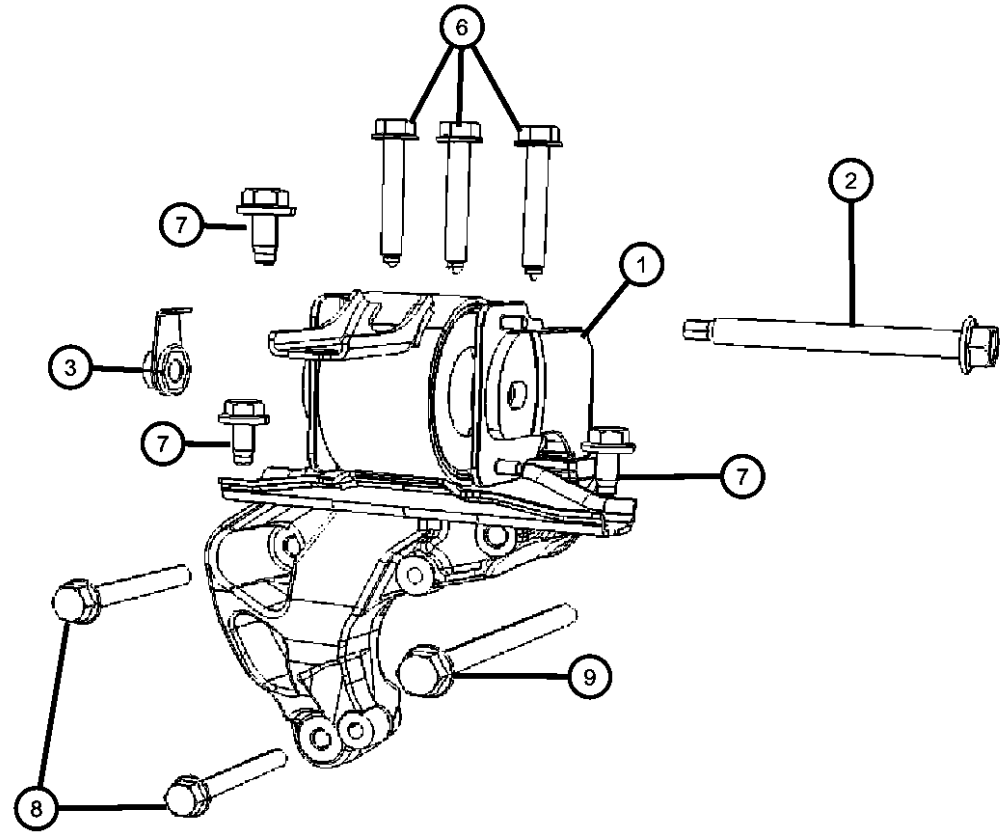
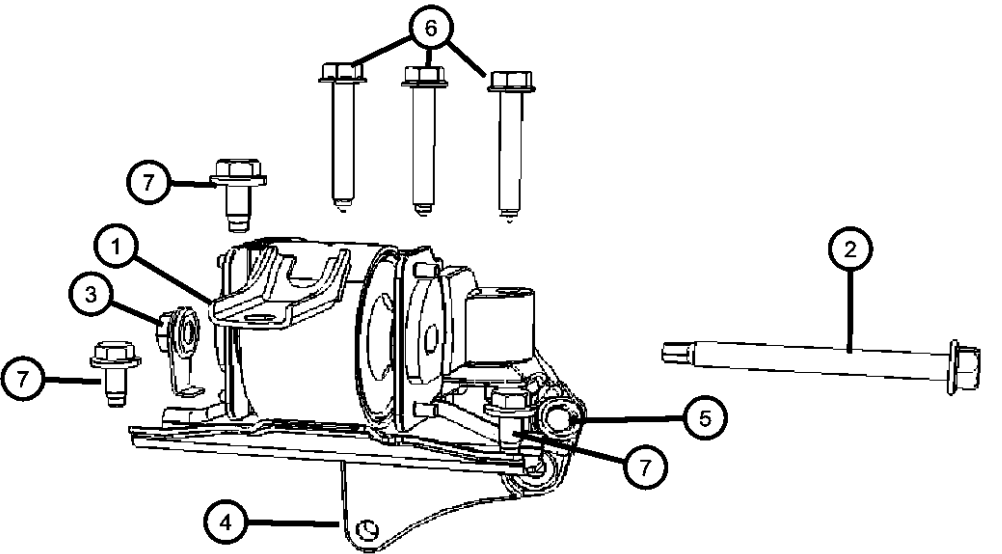
COMPASS/PATRIOT (MK)

SERIES	LINE	BODY	ENGINE	TRANSMISSION
H = HIGHLINE	T = JEEP - 2WD	49 = HATCHBACK TYPE #2	ECE = 2.0L 4 Cyl DOHC DPF Diesel Engine	DEF = 6-Speed Manual Aisin BG6 Trans
L = LOWLINE	J = JEEP - 4WD	74 = SPORT UTILITY 4-DR TYPE #4	ED3 = 2.4L 4 Cyl DOHC 16V Dual VVT Engine	DD7 = 5-Speed Manual T355 Transmission
P = PREMIUM	U = JEEP - 4WD (RHD)		ECD = 2.0L 4 Cyl DOHC Diesel 16V Engine	DAV = Continuously Variable Transaxle II
			ECN = 2.0L 4 Cyl DOHC 16V Dual VVT Engine	DAW = Cont.Var. w/Off-Rd Crawl Ratio Trans

AR = use ase required - = Non illustrated part

2008 MK

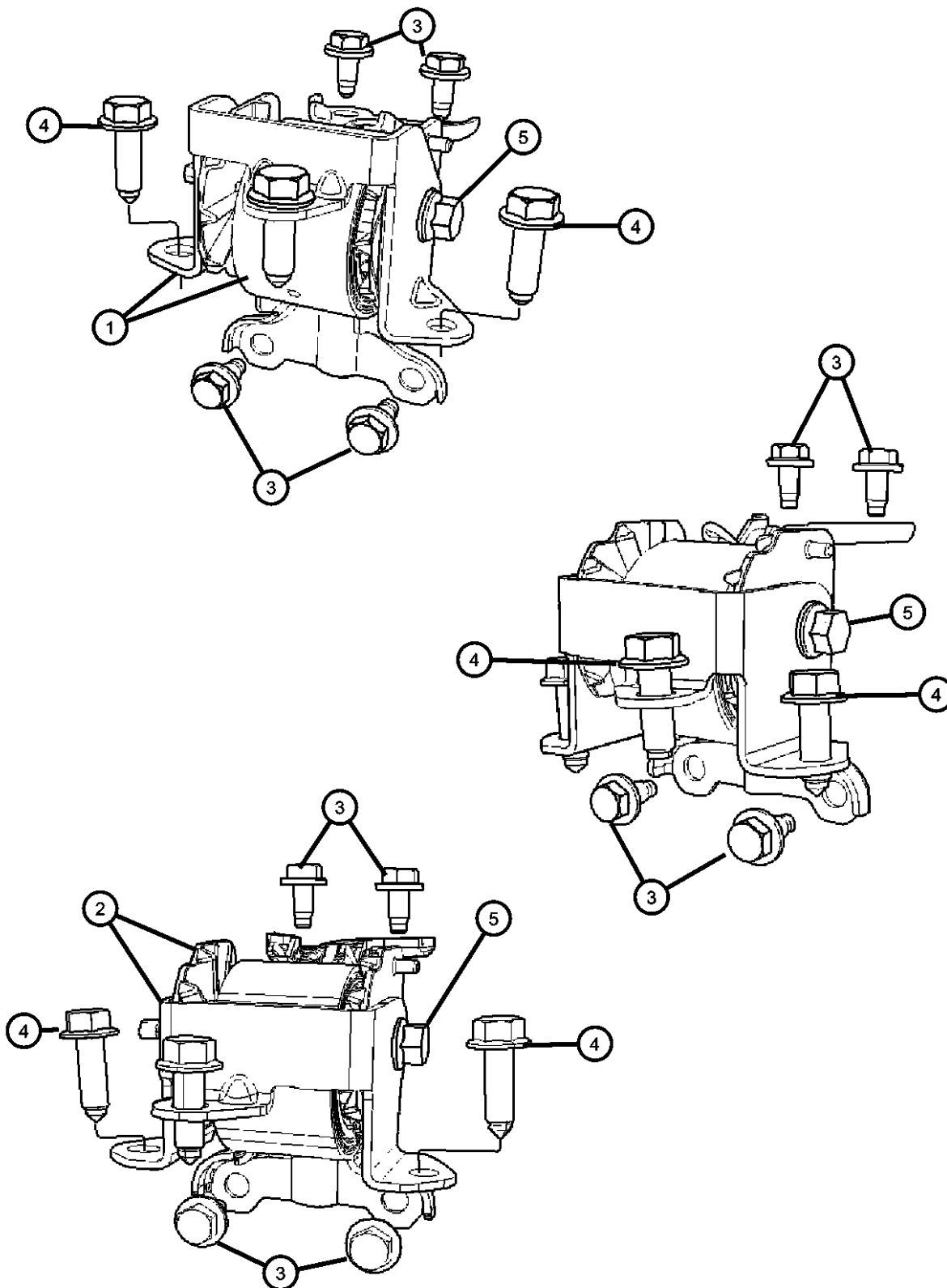
Engine Mounting Right Side AWD/4WD 2.0L [ECN]
Figure 009ECN-1235



ITEM	PART NUMBER	QTY	LINE	SERIES	BODY	ENGINE	TRANS	TRIM	DESCRIPTION
1	05105489AD	1	J, T, U			ECN, ED3			INSULATOR, Engine Mount, Includes Items 3 and 4, Right
2	06508529AA	1	J, T, U			ECN, ED3			BOLT, Hex Flange Head, M12X1.50X121.00, Engine Mount Bracket to Insulator, Mounting
3	06508684AA	1	J, T, U			ECN, ED3			NUT, Hex Flange, M12X1.50, Engine Mount Bracket to Insulator, Mounting
4	68004188AA	1	J, T, U			ECN, ED3			BRACKET PACKAGE, Engine Mount
5	06500584	1	J, T, U			ECN, ED3			BOLT
6	06508235AA	3	J, T, U						BOLT, Hex Flange Head, M10X1.25X65.00, Engine Support Bracket to Power Steering Bracket, Mounting
7	06104412AA	3	J, T, U						BOLT AND CONED WASHER, Hex Head, M10X1.5X25.00
8	06104225AA	2	J, T, U			ECD, ECE			BOLT, Hex Flange Head, M10X1.50X80.00
9	06104230AA	1	J, T, U			ECD, ECE			BOLT, Hex Flange Head, M10X1.50X130.00

COMPASS/PATRIOT (MK)		BODY		ENGINE	TRANSMISSION
SERIES	LINE				
H = HIGHLINE	T = JEEP - 2WD	49 = HATCHBACK TYPE #2	ECE = 2.0L 4 Cyl DOHC DPF Diesel Engine	DEF = 6-Speed Manual Aisin BG6 Trans	
L = LOWLINE	J = JEEP - 4WD	74 = SPORT UTILITY 4-DR TYPE #4	ED3 = 2.4L 4 Cyl DOHC 16V Dual VVT Engine	DD7 = 5-Speed Manual T355 Transmission	
P = PREMIUM	U = JEEP - 4WD (RHD)		ECD = 2.0L 4 Cyl DOHC Diesel 16V Engine	DAV = Continuously Variable Transaxle II	
			ECN = 2.0L 4 Cyl DOHC 16V Dual VVT Engine	DAW = Cont.Var. w/Off-Rd Crawl Ratio Trans	

**Engine Mounting Left Side FWD 2.0L [ECN]
Figure 009ECN-1245**



ITEM	PART NUMBER	QTY	LINE	SERIES	BODY	ENGINE	TRANS	TRIM	DESCRIPTION
1	05105489AD	1	J, T, U			ECN, ED3			INSULATOR, Engine Mount
	05105667AD	1	J, T, U				DAV, DAW		
	05105669AE	1	J, T, U				DD7		
2	05105671AD	1	J, T, U				DEF		SUPPORT, Engine Mount
3	06104412AA	4	J, T, U						BOLT AND CONED WASHER, Hex Head, M10X1.5X25.00, Left Mount To Frame Rail, Mounting
4	06508530AA	3	J, T, U						BOLT, Hex Flange Head, M12X1.25X40.00
5	06508530AA	3							BOLT, Serviced With Mount, (NOT SERVICED)

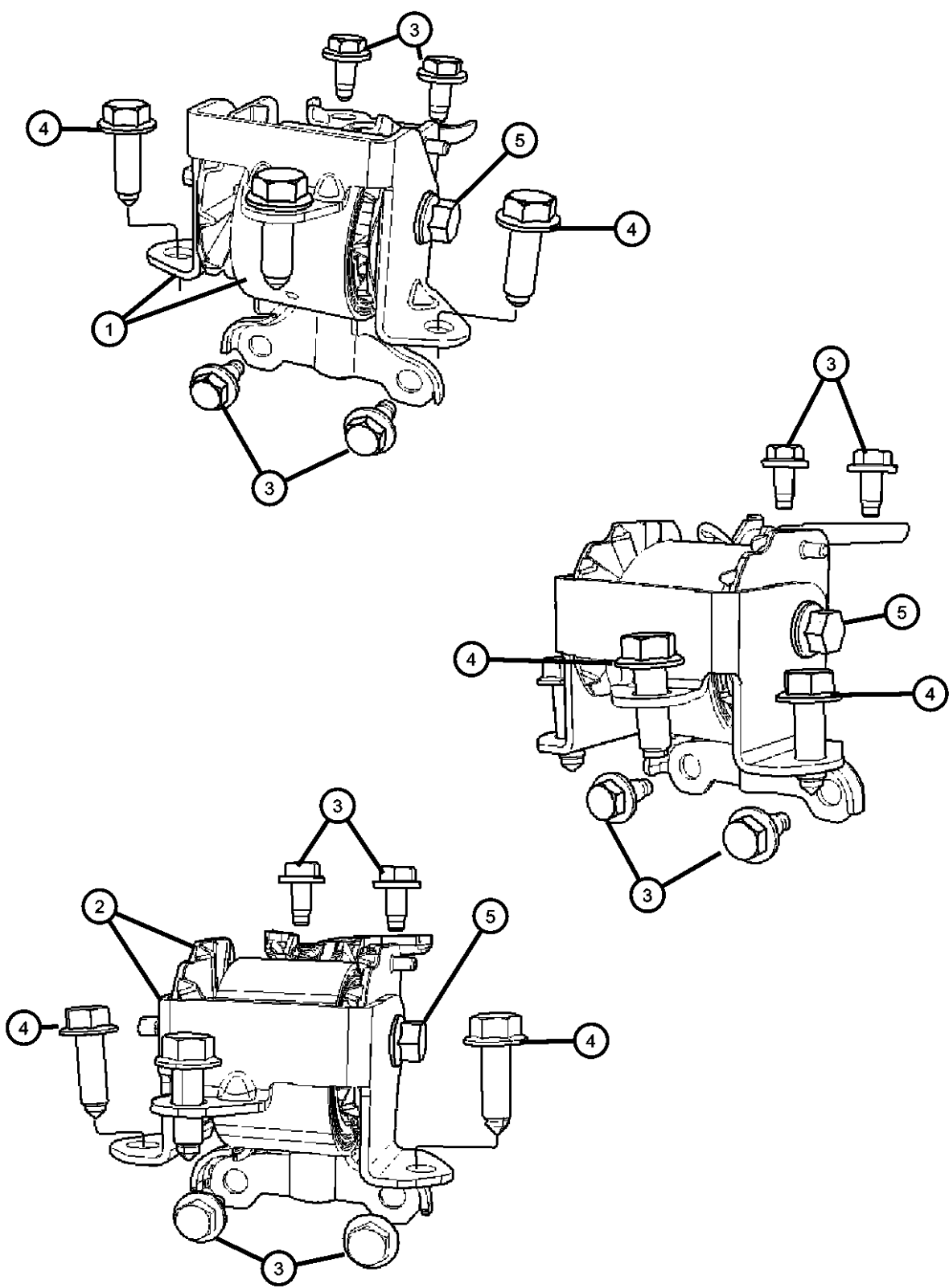
COMPASS/PATRIOT (MK)

SERIES	LINE	BODY	ENGINE	TRANSMISSION
H = HIGHLINE	T = JEEP - 2WD	49 = HATCHBACK TYPE #2	ECE = 2.0L 4 Cyl DOHC DPF Diesel Engine	DEF = 6-Speed Manual Aisin BG6 Trans
L = LOWLINE	J = JEEP - 4WD	74 = SPORT UTILITY 4-DR TYPE #4	ED3 = 2.4L 4 Cyl DOHC 16V Dual VVT Engine	DD7 = 5-Speed Manual T355 Transmission
P = PREMIUM	U = JEEP - 4WD (RHD)		ECD = 2.0L 4 Cyl DOHC Diesel 16V Engine	DAV = Continuously Variable Transaxle II
			ECN = 2.0L 4 Cyl DOHC 16V Dual VVT Engine	DAW = Cont.Var. w/Off-Rd Crawl Ratio Trans

AR = use ase required - = Non illustrated part

2008 MK

Engine Mounting Left Side AWD/4WD 2.0L [ECN]
Figure 009ECN-1255




ITEM	PART NUMBER	QTY	LINE	SERIES	BODY	ENGINE	TRANS	TRIM	DESCRIPTION
1	05105489AD	1	J, T, U			ECN, ED3			INSULATOR, Engine Mount
	05105667AD	1	J, T, U				DAV, DAW		
	05105669AE	1	J, T, U				DD7		
2	05105671AD	1	J, T, U				DEF		SUPPORT, Engine Mount
3	06104412AA	4	J, T, U						BOLT AND CONED WASHER, Hex Head, M10X1.5X25.00, Left Mount To Frame Rail, Mounting
4	06508530AA	3	J, T, U						BOLT, Hex Flange Head, M12X1.25X40.00
5	06508530AA	3							BOLT, Serviced With Mount, (NOT SERVICED)

COMPASS/PATRIOT (MK)		BODY		ENGINE	TRANSMISSION
SERIES	LINE				
H = HIGHLINE	T = JEEP - 2WD	49 = HATCHBACK TYPE #2		ECE = 2.0L 4 Cyl DOHC DPF Diesel Engine	DEF = 6-Speed Manual Aisin BG6 Trans
L = LOWLINE	J = JEEP - 4WD	74 = SPORT UTILITY 4-DR TYPE #4		ED3 = 2.4L 4 Cyl DOHC 16V Dual VVT Engine	DD7 = 5-Speed Manual T355 Transmission
P = PREMIUM	U = JEEP - 4WD (RHD)			ECD = 2.0L 4 Cyl DOHC Diesel 16V Engine	DAV = Continuously Variable Transaxle II
				ECN = 2.0L 4 Cyl DOHC 16V Dual VVT Engine	DAW = Cont.Var. w/Off-Rd Crawl Ratio Trans

AR = use ase required - = Non illustrated part

**Engine Mounting Rear FWD 2.0L [ECN]
Figure 009ECN-1265**



ITEM	PART NUMBER	QTY	LINE	SERIES	BODY	ENGINE	TRANS	TRIM	DESCRIPTION
1	05105511AE	1	T				DAV, DAW		SUPPORT
	68032586AA	1	T				DD7, DEF		
2	05105416AE	1	T			ECN, ED3			BRACKET, Torque Reaction
3	06105074AA	1	J, T, U						BOLT, Hex Flange Head, M10X1.50X100.00
4	05105409AE	1	J, U			ED3			BRACKET, Transmission Case Mounting
5									INSULATOR
	05105495AD	1	J, U				DD7, DEF		
	05105498AE	1	J, U				DAV, DAW		
6	05105511AE	1	T				DAV, DAW		SUPPORT
7	05105598AE	1	T			ECD, ECE			BRACKET, Torque Reaction
8	06105062AA	3	J, T, U						BOLT, Hex Flange Head, M10x1.50x25.00

COMPASS/PATRIOT (MK)

SERIES	LINE	BODY	ENGINE	TRANSMISSION
H = HIGHLINE	T = JEEP - 2WD	49 = HATCHBACK TYPE #2	ECE = 2.0L 4 Cyl DOHC DPF Diesel Engine	DEF = 6-Speed Manual Aisin BG6 Trans
L = LOWLINE	J = JEEP - 4WD	74 = SPORT UTILITY 4-DR TYPE #4	ED3 = 2.4L 4 Cyl DOHC 16V Dual VVT Engine	DD7 = 5-Speed Manual T355 Transmission
P = PREMIUM	U = JEEP - 4WD (RHD)		ECD = 2.0L 4 Cyl DOHC Diesel 16V Engine	DAV = Continuously Variable Transaxle II
			ECN = 2.0L 4 Cyl DOHC 16V Dual VVT Engine	DAW = Cont.Var. w/Off-Rd Crawl Ratio Trans

AR = use ase required - = Non illustrated part

2008 MK

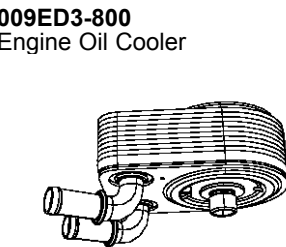
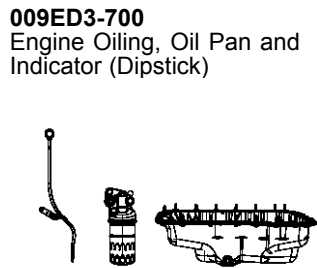

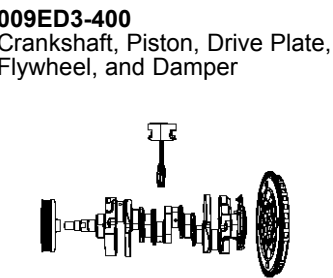
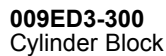
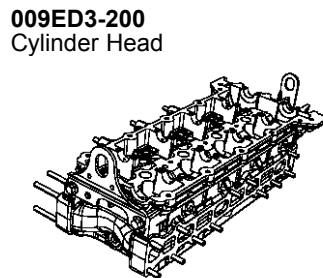
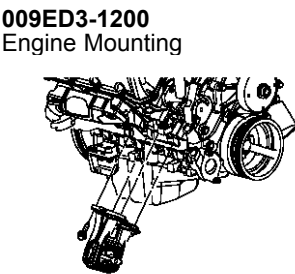
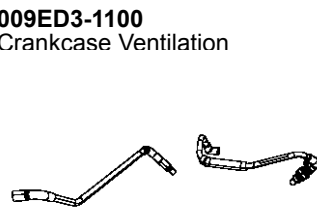
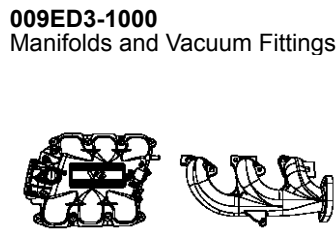
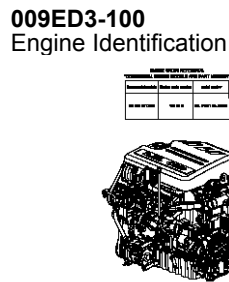
<< RETURN TO GROUP INDEX

Engine Mounting Rear AWD/4WD 2.0L [ECN]
Figure 009ECN-1275

										ITEM	PART NUMBER	QTY	LINE	SERIES	BODY	ENGINE	TRANS	TRIM	DESCRIPTION
										1									SUPPORT
											05105511AE	1	T				DAV, DAW		
											68032586AA	1	T				DD7, DEF		
										2	05105416AE	1	T			ECN, ED3			BRACKET, Torque Reaction
										3	06105074AA	1	J, T, U						BOLT, Hex Flange Head, M10X1.50X100.00
										4	05105409AE	1	J, U			ED3			BRACKET, Transmission Case Mounting
										5									INSULATOR
											05105495AD	1	J, U				DD7, DEF		
											05105498AE	1	J, U				DAV, DAW		
										6	05105511AE	1	T				DAV, DAW		SUPPORT
										7	05105598AE	1	T			ECD, ECE			BRACKET, Torque Reaction
										8	06105062AA	3	J, T, U						BOLT, Hex Flange Head, M10x1.50x25.00
COMPASS/PATRIOT (MK)																			
SERIES										LINE									
H = HIGHLINE										T = JEEP - 2WD									
L = LOWLINE										J = JEEP - 4WD									
P = PREMIUM										U = JEEP - 4WD (RHD)									
										BODY									
										49 = HATCHBACK TYPE #2									
										74 = SPORT UTILITY 4-DR									
										TYPE #4									
										ENGINE									
										ECE = 2.0L 4 Cyl DOHC DPF									
										Diesel Engine									
										ED3 = 2.4L 4 Cyl DOHC 16V									
										Dual VVT Engine									
										ECD = 2.0L 4 Cyl DOHC									
										Diesel 16V Engine									
										ECN = 2.0L 4 Cyl DOHC 16V									
										Dual VVT Engine									
										TRANSMISSION									
										DEF = 6-Speed Manual Aisin BG6									
										Trans									
										DD7 = 5-Speed Manual T355									
										Transmission									
										DAV = Continuously Variable									
										Transaxle II									
										DAW = Cont.Var. w/Off-Rd Crawl									
										Ratio Trans									

AR = use ase required - = Non illustrated part

Group - 009ED3
2.4L Gas; Engine



Group - 009ED3 2.4L Gas; Engine

Illustration Title Group-Fig. No.

Engine Identification

Engine Assembly And Identification 2.4L [ED3]	Fig. 009ED3 - 105
Engine Cover And Related Parts 2.4L [ED3].....	Fig. 009ED3 - 125
Engine Gasket Packages 2.4L [ED3].....	Fig. 009ED3 - 145

Cylinder Head

Cylinder Head Cover 2.4L [ED3]	Fig. 009ED3 - 205
Cylinder Head 2.4L [ED3]	Fig. 009ED3 - 225

Cylinder Block

Engine Cylinder Block And Hardware 2.4L [ED3]	Fig. 009ED3 - 305
Engine Cylinder Block Heater 2.4L [ED3]	Fig. 009ED3 - 325

Crankshaft, Piston, Drive Plate, Flywheel, and Damper

Crankshaft, Crankshaft Bearings, Damper, And Driveplate 2.4L [ED3].....	Fig. 009ED3 - 405
Pistons, Piston Rings, Connecting Rods And Connecting Rod Bearings 2.4L [ED3].....	Fig. 009ED3 - 425

Camshaft and Valve

Camshafts And Valvetrain 2.4L [ED3]	Fig. 009ED3 - 505
---	-------------------

Timing Belt/Chain and Cover and Balance Shaft

Timing Case Cover 2.4L [ED3].....	Fig. 009ED3 - 605
Timing System 2.4L [ED3].....	Fig. 009ED3 - 625
Balance Shafts 2.4L [ED3]	Fig. 009ED3 - 645

Engine Oiling, Oil Pan and Indicator (Dipstick)

Engine Oiling Pump 2.4L [ED3].....	Fig. 009ED3 - 705
Engine Pan, Engine Oil Level Indicator And Related Parts 2.4L [ED3]	Fig. 009ED3 - 725

Engine Oil Cooler

Engine Oil Cooler 2.4L [ED3].....	Fig. 009ED3 - 805
-----------------------------------	-------------------

Manifolds and Vacuum Fittings

Exhaust Manifold And Heat Sheilds 2.4L [ED3]	Fig. 009ED3 - 1005
Intake Manifold 2.4L [ED3]	Fig. 009ED3 - 1025

Crankcase Ventilation

Crankcase Ventilation 2.4L [ED3].....	Fig. 009ED3 - 1105
---------------------------------------	--------------------

Engine Mounting

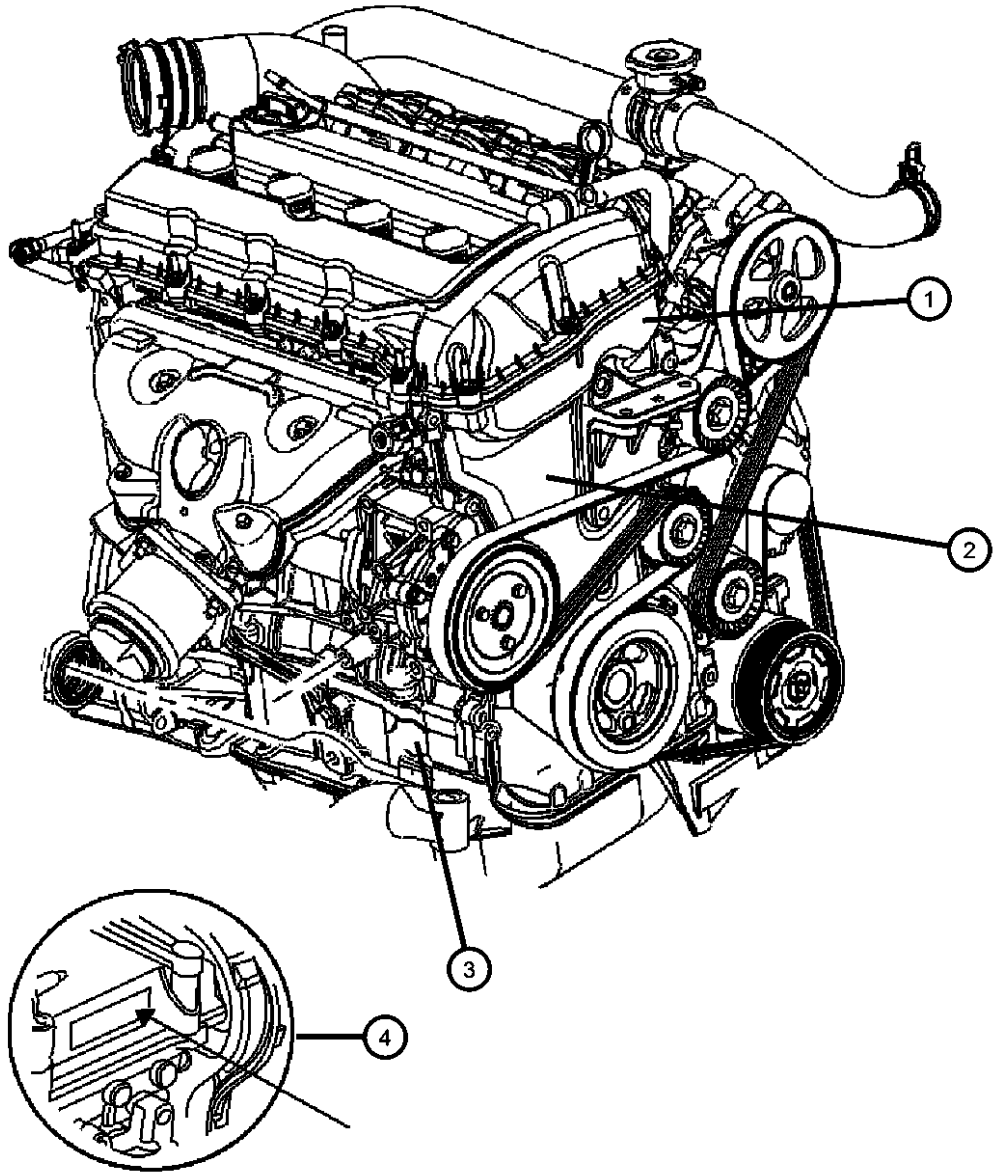
Engine Mounting Front FWD 2.4L [ED3]	Fig. 009ED3 - 1205
Engine Mounting Front AWD/4WD 2.4L [ED3].....	Fig. 009ED3 - 1215
Engine Mounting Right Side FWD 2.4L [ED3]	Fig. 009ED3 - 1225
Engine Mounting Right Side AWD/4WD 2.4L [ED3].....	Fig. 009ED3 - 1235
Engine Mounting Left Side FWD 2.4L [ED3].....	Fig. 009ED3 - 1245
Engine Mounting Left Side AWD/4WD 2.4L [ED3]	Fig. 009ED3 - 1255
Engine Mounting Rear FWD 2.4L [ED3].....	Fig. 009ED3 - 1265
Engine Mounting Rear AWD/4WD 2.4L [ED3].....	Fig. 009ED3 - 1275

Engine Assembly And Identification 2.4L [ED3]
Figure 009ED3-105

ITEM	PART NUMBER	QTY	LINE	SERIES	BODY	ENGINE	TRANS	TRIM	DESCRIPTION
------	-------------	-----	------	--------	------	--------	-------	------	-------------

NOTE:
The Engine Identifaction Label Contains: The Production Assembly Part Number And Displacement. It Is Located On The Valve Cover In The Rear

1	06105062AA	3							ENGINE, Complete, Serviced By New Short Block Only, (NOT SERVICED)
2	06105062AA	3							ENGINE, Long Block, Serviced By New Short Block Only, (NOT SERVICED)
3	05183906AC	1	J, T, U			ED3			ENGINE, Short Block, See Note
4	05183906AC	1							LABEL, Engine Identification, See Note, (NOT SERVICED)



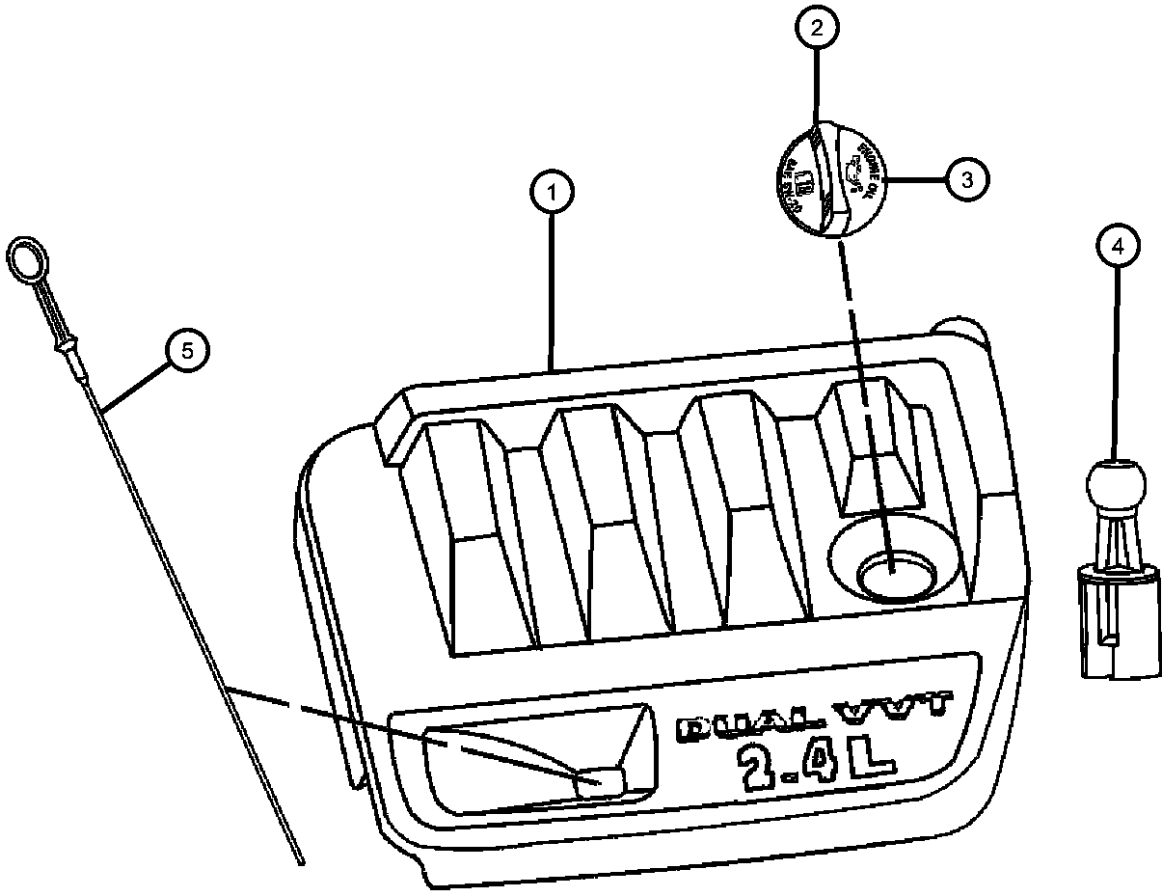
COMPASS/PATRIOT (MK)				
SERIES	LINE	BODY	ENGINE	TRANSMISSION
H = HIGHLINE	T = JEEP - 2WD	49 = HATCHBACK TYPE #2	ECE = 2.0L 4 Cyl DOHC DPF Diesel Engine	DEF = 6-Speed Manual Aisin BG6 Trans
L = LOWLINE	J = JEEP - 4WD	74 = SPORT UTILITY 4-DR TYPE #4	ED3 = 2.4L 4 Cyl DOHC 16V Dual VVT Engine	DD7 = 5-Speed Manual T355 Transmission
P = PREMIUM	U = JEEP - 4WD (RHD)		ECD = 2.0L 4 Cyl DOHC Diesel 16V Engine	DAV = Continuously Variable Transaxle II
			ECN = 2.0L 4 Cyl DOHC 16V Dual VVT Engine	DAW = Cont.Var. w/Off-Rd Crawl Ratio Trans

Engine Cover And Related Parts 2.4L [ED3]
Figure 009ED3-125

ITEM	PART NUMBER	QTY	LINE	SERIES	BODY	ENGINE	TRANS	TRIM	DESCRIPTION
------	-------------	-----	------	--------	------	--------	-------	------	-------------

NOTE:
Sales Codes:
[DAV] = Continuously Variable Transmission
[DEF] = 6-Speed Manual Aisian BG6 Transmission
[DE0] = All 6-Speed Manual Transmissions
[DD0] = All 5-Speed Manual Transmissions
[DD7] = 5-Speed Manual T355 Transmission
[ECD] = 2.0L 4 C

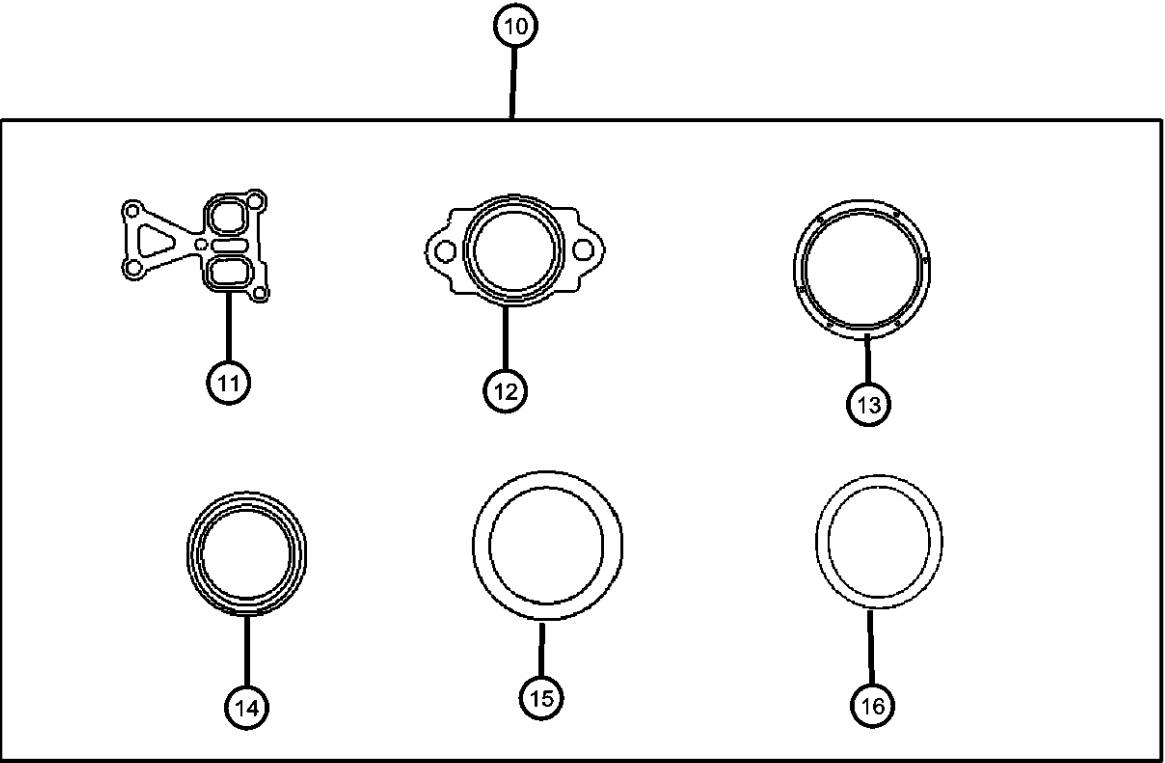
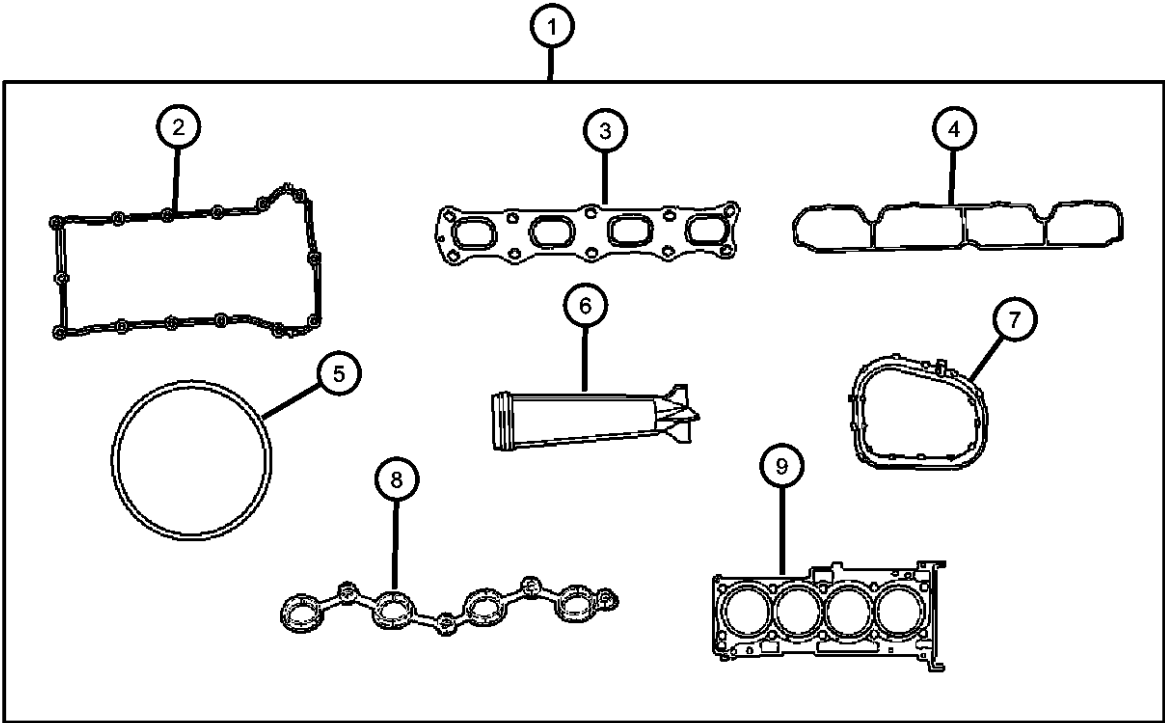
1	04891689AB	1	J, T, U			ED3			COVER, Engine
2	04884739AA	1	J, T, U			ECN, ED3			CAP, Oil Filler
3	68029299AA	1	J, T, U			ECN, ED3			O RING, Oil Filler Cap
4	04891847AA	4	J, T, U			ECN, ED3			BALL STUD
5	04884688AD	1	J, T, U			ECN, ED3			INDICATOR, Engine Oil Level



COMPASS/PATRIOT (MK)		BODY		ENGINE	TRANSMISSION
SERIES	LINE				
H = HIGHLINE	T = JEEP - 2WD	49 = HATCHBACK TYPE #2	ECE = 2.0L 4 Cyl DOHC DPF	DEF = 6-Speed Manual Aisin BG6	
L = LOWLINE	J = JEEP - 4WD	74 = SPORT UTILITY 4-DR	Diesel Engine	Trans	
P = PREMIUM	U = JEEP - 4WD (RHD)	TYPE #4	ED3 = 2.4L 4 Cyl DOHC 16V	DD7 = 5-Speed Manual T355	
			Dual VVT Engine	Transmission	
			ECD = 2.0L 4 Cyl DOHC	DAV = Continuously Variable	
			Diesel 16V Engine	Transaxle II	
			ECN = 2.0L 4 Cyl DOHC 16V	DAW = Cont.Var. w/Off-Rd Crawl	
			Dual VVT Engine	Ratio Trans	

AR = use ase required - = Non illustrated part

Engine Gasket Packages 2.4L [ED3]
Figure 009ED3-145



ITEM	PART NUMBER	QTY	LINE	SERIES	BODY	ENGINE	TRANS	TRIM	DESCRIPTION
NOTE: Sales Codes: [DAV] = Continuously Variable Transmission [DEF] = 6-Speed Manual Aisian BG6 Transmission [DE0] = All 6-Speed Manual Transmissions [DD0] = All 5-Speed Manual Transmissions [DD7] = 5-Speed Manual T355 Transmission [ECD] = 2.0L 4 C									
1	05189956AA	1	J, T, U			ED3			GASKET PACKAGE, Engine Upper
2	04884762AA	1	J, T, U			ECN, ED3			GASKET, Cylinder Cover
3	1555A185	1	J, T, U			ECN, ED3			GASKET, Exhaust Manifold
4	04884550AB	1	J, T, U			ECN, ED3			GASKET, Intake Manifold
5	04884551AA	1	J, T, U			ECN, ED3			GASKET, Throttle Body
6	1028A025	1	J, T, U			ECN, ED3			FILTER, Continuous Variable Valve Timing
7	04884572AA	1				ED3			SEAL, Coolant Outlet Adapter
8	04884765AA	1	J, T, U			ECN, ED3			GASKET, Coil
9	05189976AA	1	J, T, U			ED3			GASKET PACKAGE, Cylinder Head, Contains Item 6
10	05189957AA	1	J, T, U			ED3			GASKET PACKAGE, Engine Lower, Contains Items 11,12, 13, 14, 15, 16
11	04884696AA	1	J, T, U			ECN, ED3			GASKET, Water Pump Outlet
12	04884703AA	1	J, T, U			ECN, ED3			GASKET, Water Inlet
13	2142125000	1	J, T, U			ECN, ED3			SEAL, Crankshaft Oil, Front
14	2144325000	1	J, T, U			ECN, ED3			SEAL, Crankshaft Oil, Rear
15	04884873AA	1	J, T, U			ECN, ED3			O RING, Water Inlet Tube
16	04884873AA	1							O RING, Engine Oil Level Tube, Part # 2661423500, (NOT SERVICED)

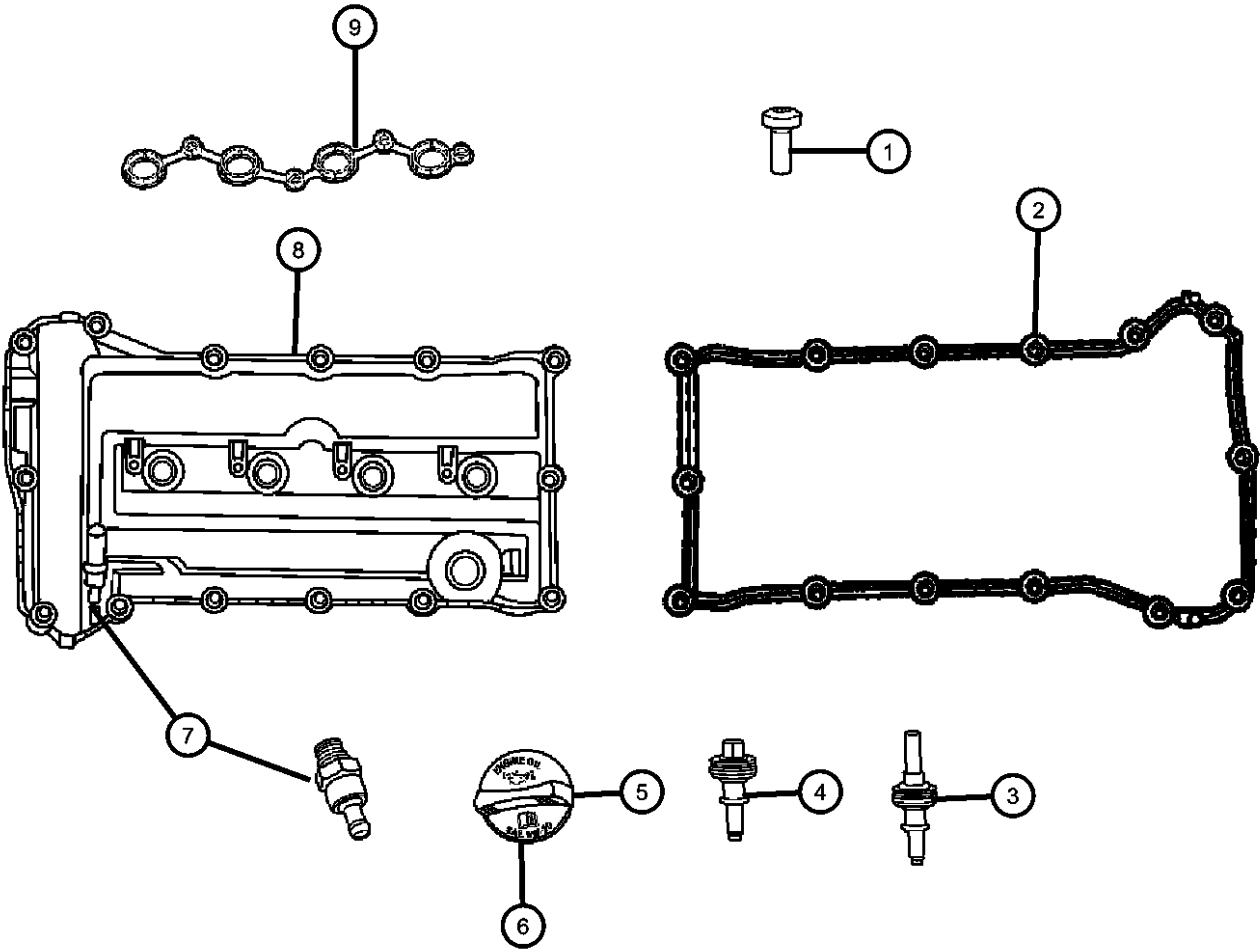
COMPASS/PATRIOT (MK)		BODY		ENGINE	TRANSMISSION
SERIES	LINE				
H = HIGHLINE	T = JEEP - 2WD	49 = HATCHBACK TYPE #2	ECE = 2.0L 4 Cyl DOHC DPF Diesel Engine	DEF = 6-Speed Manual Aisian BG6 Trans	
L = LOWLINE	J = JEEP - 4WD	74 = SPORT UTILITY 4-DR TYPE #4	ED3 = 2.4L 4 Cyl DOHC 16V Dual VVT Engine	DD7 = 5-Speed Manual T355 Transmission	
P = PREMIUM	U = JEEP - 4WD (RHD)		ECD = 2.0L 4 Cyl DOHC Diesel 16V Engine	DAV = Continuously Variable Transaxle II	
			ECN = 2.0L 4 Cyl DOHC 16V Dual VVT Engine	DAW = Cont.Var. w/Off-Rd Crawl Ratio Trans	

AR = use ase required - = Non illustrated part

Cylinder Head Cover 2.4L [ED3]
Figure 009ED3-205

ITEM	PART NUMBER	QTY	LINE	SERIES	BODY	ENGINE	TRANS	TRIM	DESCRIPTION
------	-------------	-----	------	--------	------	--------	-------	------	-------------

NOTE:
Sales Codes:
[DAV] = Continuously Variable Transmission
[DEF] = 6-Speed Manual Aisian BG6 Transmission
[DE0] = All 6-Speed Manual Transmissions
[DD0] = All 5-Speed Manual Transmissions
[DD7] = 5-Speed Manual T355 Transmission
[ECD] = 2.0L 4 C

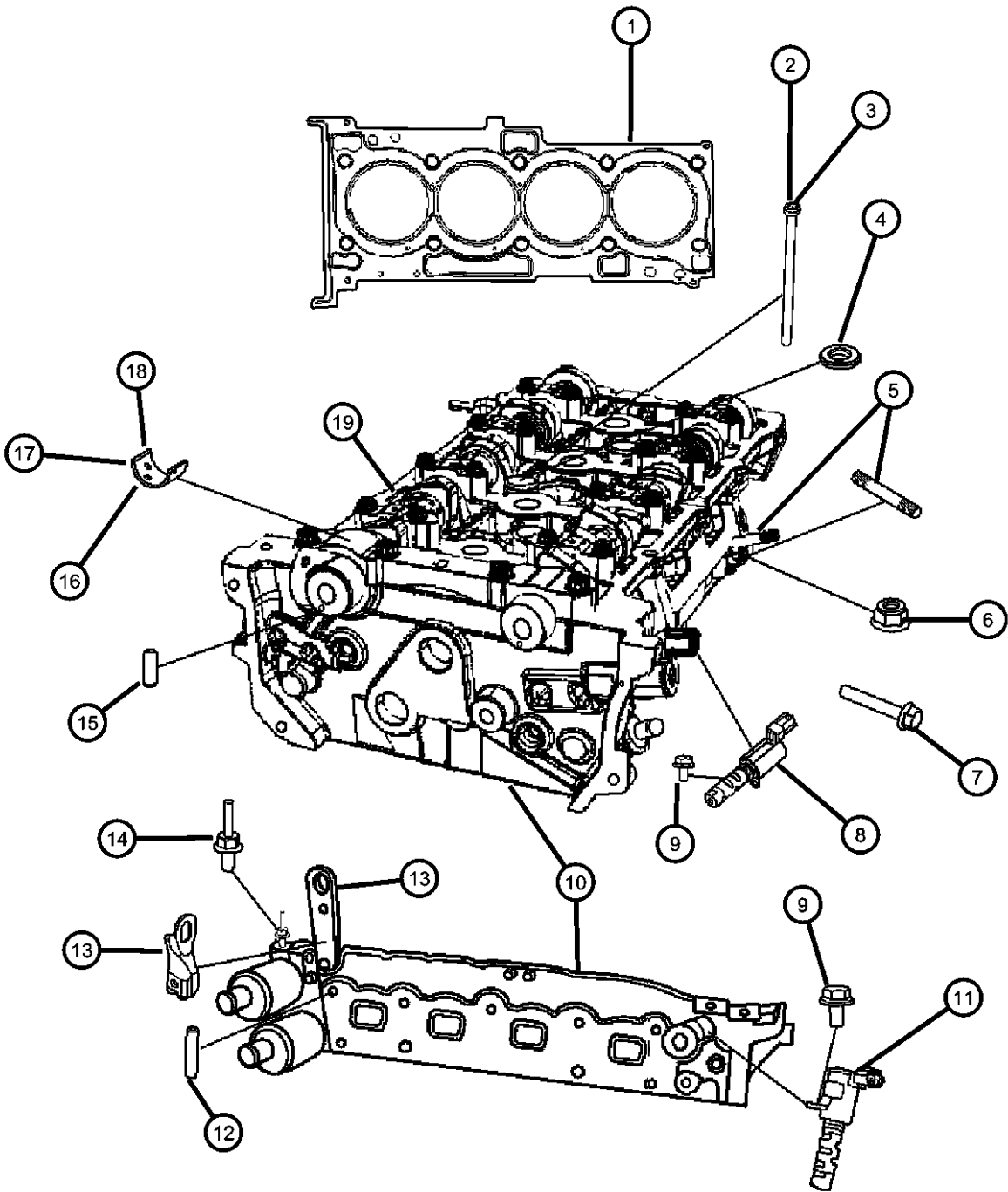


1	06104141AA	4	J, T, U			ECN, ED3			SCREW, [M6X1.0X16.0]
2	04884762AA	1	J, T, U			ECN, ED3			GASKET, Cylinder Cover
3	04884764AA	7	J, T, U			ECN, ED3			ISOLATOR, Cylinder Head Cover, Grommet And Bolt, [M6 X 1.0-6G]
4	04884764AA	7	J, T, U			ECN, ED3			ISOLATOR, Cylinder Head Cover, Grommet And Bolt, [M6 X 1.0-6G]
5	04884739AA	1	J, T, U			ECN, ED3			CAP, Oil Filler
6	68029299AA	1	J, T, U			ECN, ED3			O RING, Oil Filler Cap
7	05047002AA	1	J, T, U			ECN, ED3			VALVE, PCV
8	04884760AE	1	J, T, U			ECN, ED3			COVER, Cylinder Head
9	04884765AA	1	J, T, U			ECN, ED3			GASKET, Coil

COMPASS/PATRIOT (MK)		BODY	ENGINE	TRANSMISSION
SERIES	LINE			
H = HIGHLINE	T = JEEP - 2WD	49 = HATCHBACK TYPE #2	ECE = 2.0L 4 Cyl DOHC DPF Diesel Engine	DEF = 6-Speed Manual Aisin BG6 Trans
L = LOWLINE	J = JEEP - 4WD	74 = SPORT UTILITY 4-DR TYPE #4	ED3 = 2.4L 4 Cyl DOHC 16V Dual VVT Engine	DD7 = 5-Speed Manual T355 Transmission
P = PREMIUM	U = JEEP - 4WD (RHD)		ECD = 2.0L 4 Cyl DOHC Diesel 16V Engine	DAV = Continuously Variable Transaxle II
			ECN = 2.0L 4 Cyl DOHC 16V Dual VVT Engine	DAW = Cont.Var. w/Off-Rd Crawl Ratio Trans

AR = use ase required - = Non illustrated part

Cylinder Head 2.4L [ED3]
Figure 009ED3-225

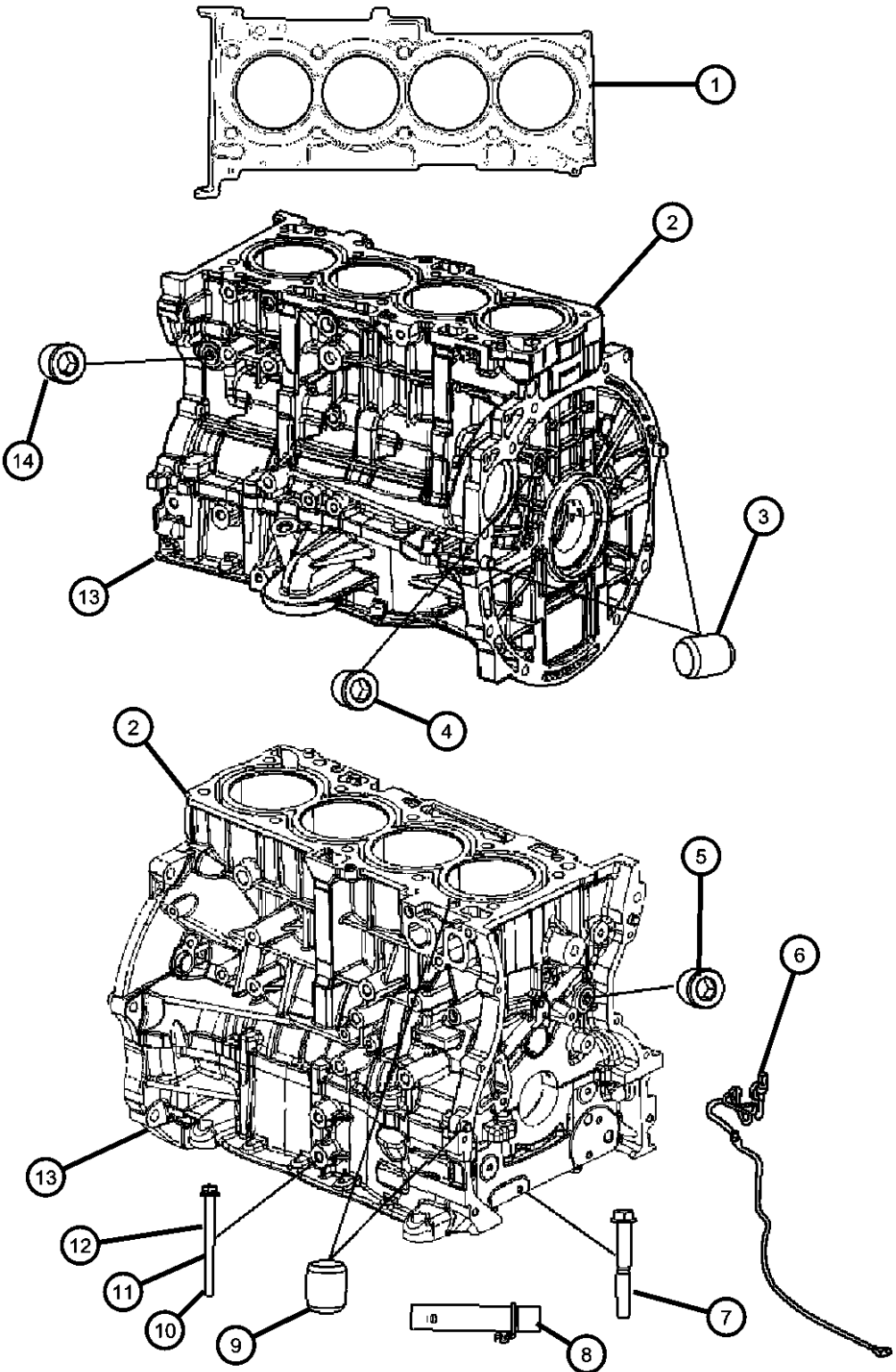


ITEM	PART NUMBER	QTY	LINE	SERIES	BODY	ENGINE	TRANS	TRIM	DESCRIPTION
------	-------------	-----	------	--------	------	--------	-------	------	-------------

NOTE: Complete Cylinder Contains: Cylinder Head, Camshafts, Camshaft Bearings, Intake Valves, Exhaust Valves, Valve Stem Seals, Valve Retainers, Valve Sales Codes: [DAV] = Continuously Variable Transmission [DEF] = 6-Speed Manual Aisia									
1	05189976AA	1	J, T, U			ED3			GASKET PACKAGE, Cylinder Head
2	06508857AA	8	J, T, U			ED3			BOLT, Torx Head, M11x1.50x165.70
3	06508857AA	8	J, T, U			ECN, ED3			BOLT, Torx Head, M11x1.50x165.70
4	06508859AA	2	J, T, U			ED3			WASHER, Flat Special, ID M11.50 OD 23.20 THK 3.40
5	06102397AA	2	J, T, U			ECN, ED3			STUD, Double Ended, M8x1.25x55.00
6	06104716AA	3	J, T, U						NUT, Hex Flange Lock, M8X1.25
7	06104201AA	3	J, T, U			ECN, ED3			BOLT, Hex Flange Head, M8X1.25X45.00
8	04884695AA	1	J, T, U			ECN, ED3			CONTROL VALVE, Oil Intake
9	06104179AA	1	J, T, U						BOLT, [M6X12]
10	68004168AA	1	J, T, U			ECN, ED3			HEAD PACKAGE, Engine Cylinder, See Note
11	04884483AA	1	J, T, U			ECN, ED3			CONTROL VALVE, Oil Exhaust
12	06509036AA	2	J, T, U			ED3			STUD, Double Ended, [10X28]
13	04884752AC	1				ED3			BRACKET, Engine LiftRear
14	06508424AA	1	J, T, U			ECN, ED3			STUD, Double Ended, M8x1.25x50.00
15	06508424AA	1							PIN, Dowel, (NOT SERVICED)
16	05047008AA	AR	J, T, U			ECN, ED3			BEARING, Camshaft, Size 1, Black
17	05047009AA	AR	J, T, U			ECN, ED3			BEARING, Camshaft, Size 2
18	05047010AA	AR	J, T, U			ECN, ED3			BEARING, Camshaft, Size 3, Green
19	1601110000	7	J, T, U			ECN, ED3			BALL, Main Oil Gallery

COMPASS/PATRIOT (MK)		BODY		ENGINE		TRANSMISSION	
SERIES	LINE						
H = HIGHLINE	T = JEEP - 2WD	49 = HATCHBACK TYPE #2	ECE = 2.0L 4 Cyl DOHC DPF Diesel Engine	DEF = 6-Speed Manual Aisin BG6 Trans			
L = LOWLINE	J = JEEP - 4WD	74 = SPORT UTILITY 4-DR TYPE #4	ED3 = 2.4L 4 Cyl DOHC 16V Dual VVT Engine	DD7 = 5-Speed Manual T355 Transmission			
P = PREMIUM	U = JEEP - 4WD (RHD)		ECD = 2.0L 4 Cyl DOHC Diesel 16V Engine	DAV = Continuously Variable Transaxle II			
			ECN = 2.0L 4 Cyl DOHC 16V Dual VVT Engine	DAW = Cont.Var. w/Off-Rd Crawl Ratio Trans			

Engine Cylinder Block And Hardware 2.4L [ED3]
Figure 009ED3-305

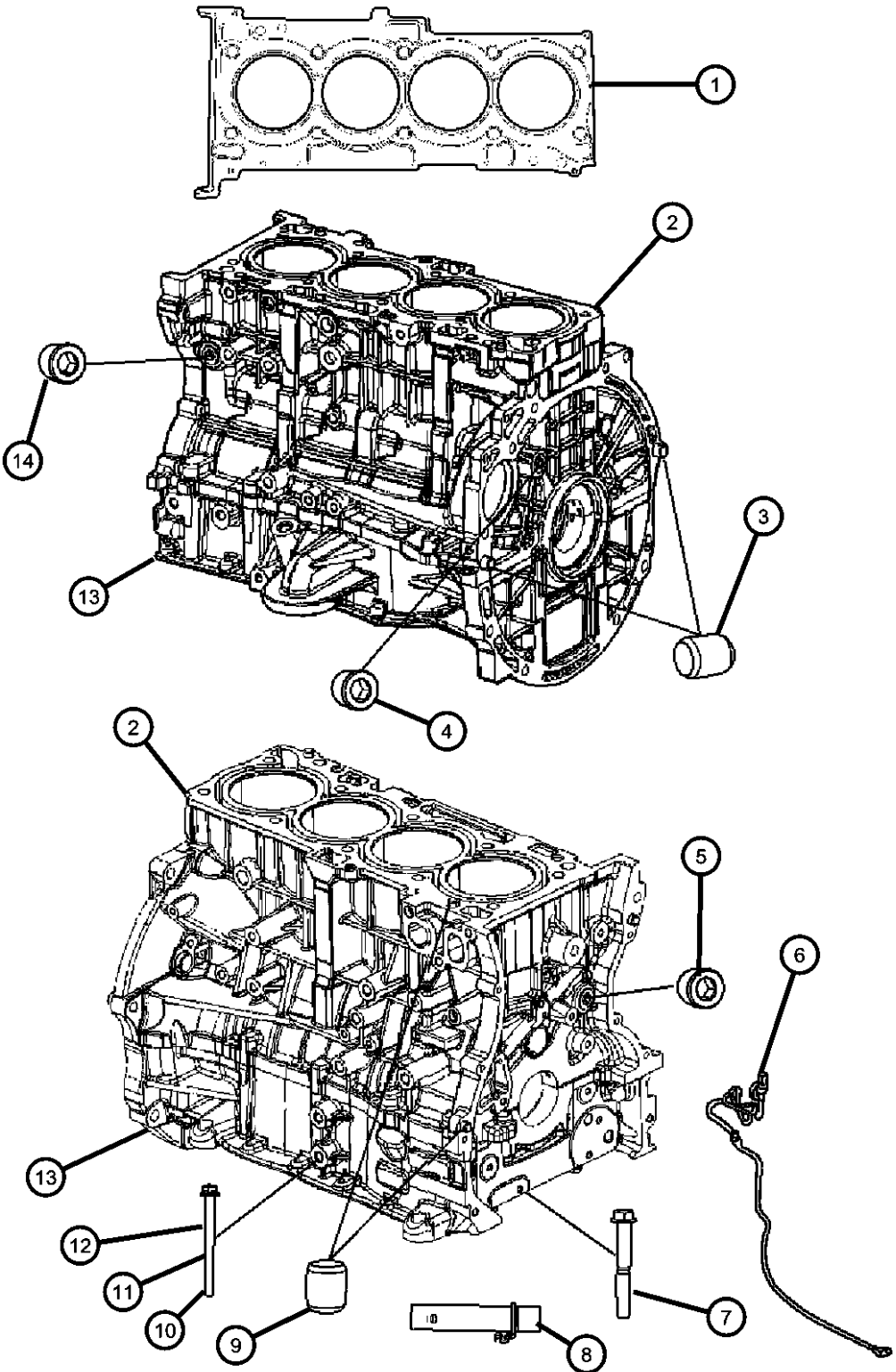


ITEM	PART NUMBER	QTY	LINE	SERIES	BODY	ENGINE	TRANS	TRIM	DESCRIPTION
NOTE: Short Block Contains: Crankshaft, Pistons, Connecting Rods, Piston Rings, Crankshaft Bearings, Connecting Rod Bearings, Sensor Target Wheel									
1	05189957AA	1	J, T, U			ED3			GASKET PACKAGE, Engine Lower, See ILL 110 For Contents
2	05183906AC	1	J, T, U			ED3			ENGINE, Short Block, See Note
3	04884783AA	2	J, T, U			ED3			DOWEL PIN
4	04884701AA	2	J, T, U			ED3			PLUG
5	04884701AA	1	J, T, U			ED3			PLUG
6	05033279AA	1	J, T, U			ED3			CORD, Engine Block Heater
7	06508983AA	10	J, T, U			ED3			BOLT, Hex Flange Head, M10x1.25x76.50
8	05033557AB	1	J, T, U			ECN, ED3			HEATER, Engine
9									DOWEL PIN
	04884783AA	2	J, T, U			ED3			Engine Block To Timing Chain Cover
		2	J, T, U			ED3			Engine Block To Cylinder Head
		2	J, T, U			ED3			Engine Block To Ladder
10	2212625000	4	J, T, U			ECN, ED3			BOLT, [M8X1.25X55], Ladder Frame To Cylinder Block
11	06508985AA	6	J, T, U			ED3			BOLT, Hex Flange Head, M8x1.25x104.00, Ladder Frame To Cylinder Block
12	06508985AA	6	J, T, U			ED3			BOLT, Hex Flange Head, M8x1.25x104.00
13	06508985AA	6							BEDPLATE, Serviced With Shortblock Only, (NOT SERVICED)
14	04884782AA	1	J, T, U			ECN, ED3			PLUG, Cylinder Block, [M14 X 1.5]

COMPASS/PATRIOT (MK)		BODY		ENGINE	TRANSMISSION
SERIES	LINE				
H = HIGHLINE	T = JEEP - 2WD	49 = HATCHBACK TYPE #2	ECE = 2.0L 4 Cyl DOHC DPF Diesel Engine	DEF = 6-Speed Manual Aisin BG6 Trans	
L = LOWLINE	J = JEEP - 4WD	74 = SPORT UTILITY 4-DR TYPE #4	ED3 = 2.4L 4 Cyl DOHC 16V Dual VVT Engine	DD7 = 5-Speed Manual T355 Transmission	
P = PREMIUM	U = JEEP - 4WD (RHD)		ECD = 2.0L 4 Cyl DOHC Diesel 16V Engine	DAV = Continuously Variable Transaxle II	
			ECN = 2.0L 4 Cyl DOHC 16V Dual VVT Engine	DAW = Cont.Var. w/Off-Rd Crawl Ratio Trans	

AR = use ase required - = Non illustrated part

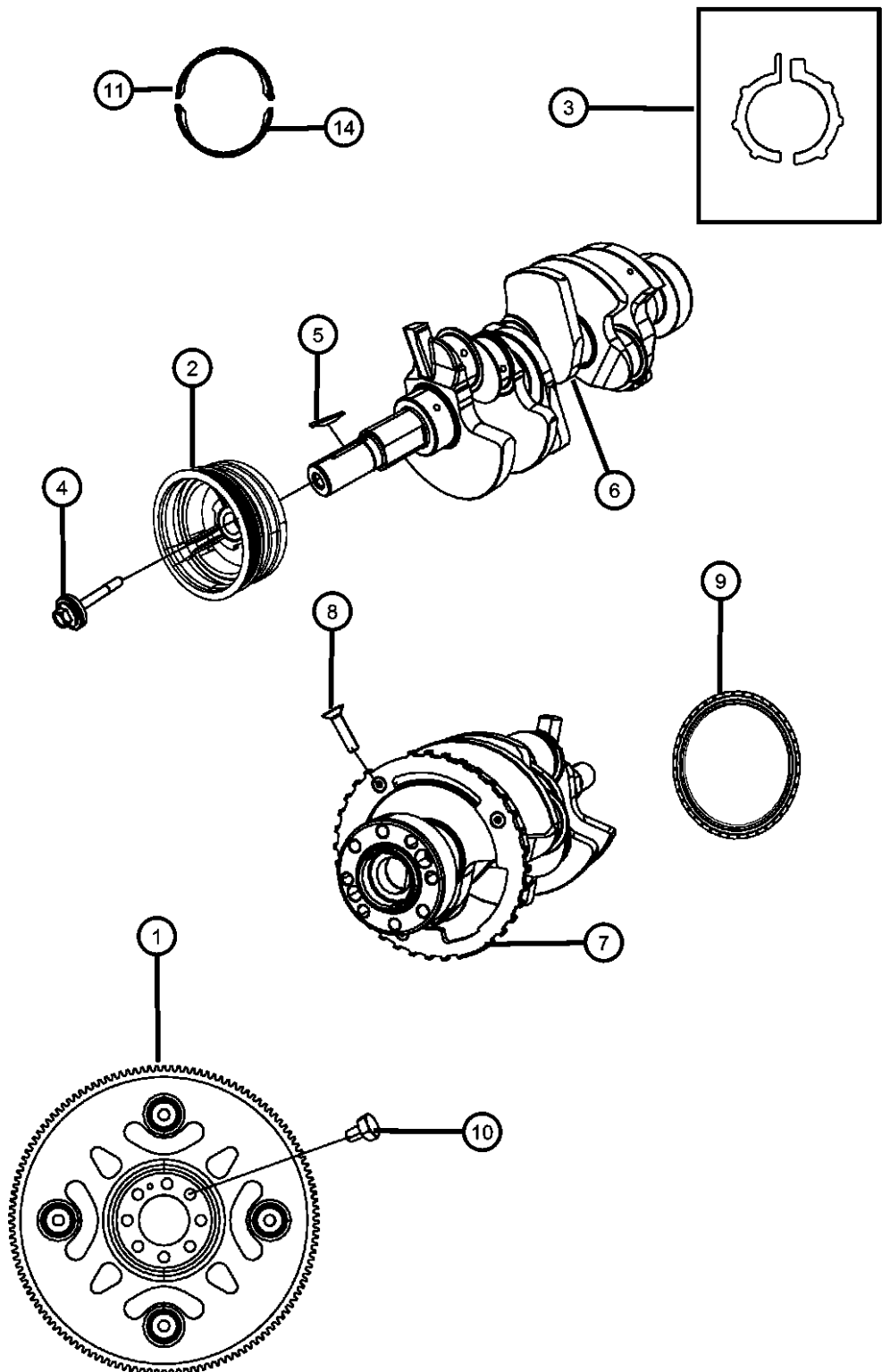
Engine Cylinder Block Heater 2.4L [ED3]
Figure 009ED3-325



ITEM	PART NUMBER	QTY	LINE	SERIES	BODY	ENGINE	TRANS	TRIM	DESCRIPTION
NOTE: Short Block Contains: Crankshaft, Pistons, Connecting Rods, Piston Rings, Crankshaft Bearings, Connecting Rod Bearings, Sensor Target Wheel									
1	05189957AA	1	J, T, U			ED3			GASKET PACKAGE, Engine Lower, See ILL 110 For Contents
2	05183906AC	1	J, T, U			ED3			ENGINE, Short Block, See Note
3	04884783AA	2	J, T, U			ED3			DOWEL PIN
4	04884701AA	2	J, T, U			ED3			PLUG
5	04884701AA	1	J, T, U			ED3			PLUG
6	05033279AA	1	J, T, U			ED3			CORD, Engine Block Heater
7	06508983AA	10	J, T, U			ED3			BOLT, Hex Flange Head, M10x1.25x76.50
8	05033557AB	1	J, T, U			ECN, ED3			HEATER, Engine
9									DOWEL PIN
	04884783AA	2	J, T, U			ED3			Engine Block To Timing Chain Cover
		2	J, T, U			ED3			Engine Block To Cylinder Head
		2	J, T, U			ED3			Engine Block To Ladder
10	2212625000	4	J, T, U			ECN, ED3			BOLT, [M8X1.25X55], Ladder Frame To Cylinder Block
11	06508985AA	6	J, T, U			ED3			BOLT, Hex Flange Head, M8x1.25x104.00, Ladder Frame To Cylinder Block
12	06508985AA	6	J, T, U			ED3			BOLT, Hex Flange Head, M8x1.25x104.00
13	06508985AA	6							BEDPLATE, Serviced With Shortblock Only, (NOT SERVICED)
14	04884782AA	1	J, T, U			ECN, ED3			PLUG, Cylinder Block, [M14 X 1.5]

COMPASS/PATRIOT (MK)		BODY		ENGINE		TRANSMISSION	
SERIES	LINE						
H = HIGHLINE	T = JEEP - 2WD	49 = HATCHBACK TYPE #2	ECE = 2.0L 4 Cyl DOHC DPF Diesel Engine	DEF = 6-Speed Manual Aisin BG6 Trans			
L = LOWLINE	J = JEEP - 4WD	74 = SPORT UTILITY 4-DR TYPE #4	ED3 = 2.4L 4 Cyl DOHC 16V Dual VVT Engine	DD7 = 5-Speed Manual T355 Transmission			
P = PREMIUM	U = JEEP - 4WD (RHD)		ECD = 2.0L 4 Cyl DOHC Diesel 16V Engine	DAV = Continuously Variable Transaxle II			
			ECN = 2.0L 4 Cyl DOHC 16V Dual VVT Engine	DAW = Cont.Var. w/Off-Rd Crawl Ratio Trans			

Crankshaft, Crankshaft Bearings, Damper, And Driveplate 2.4L [ED3]
Figure 009ED3-405



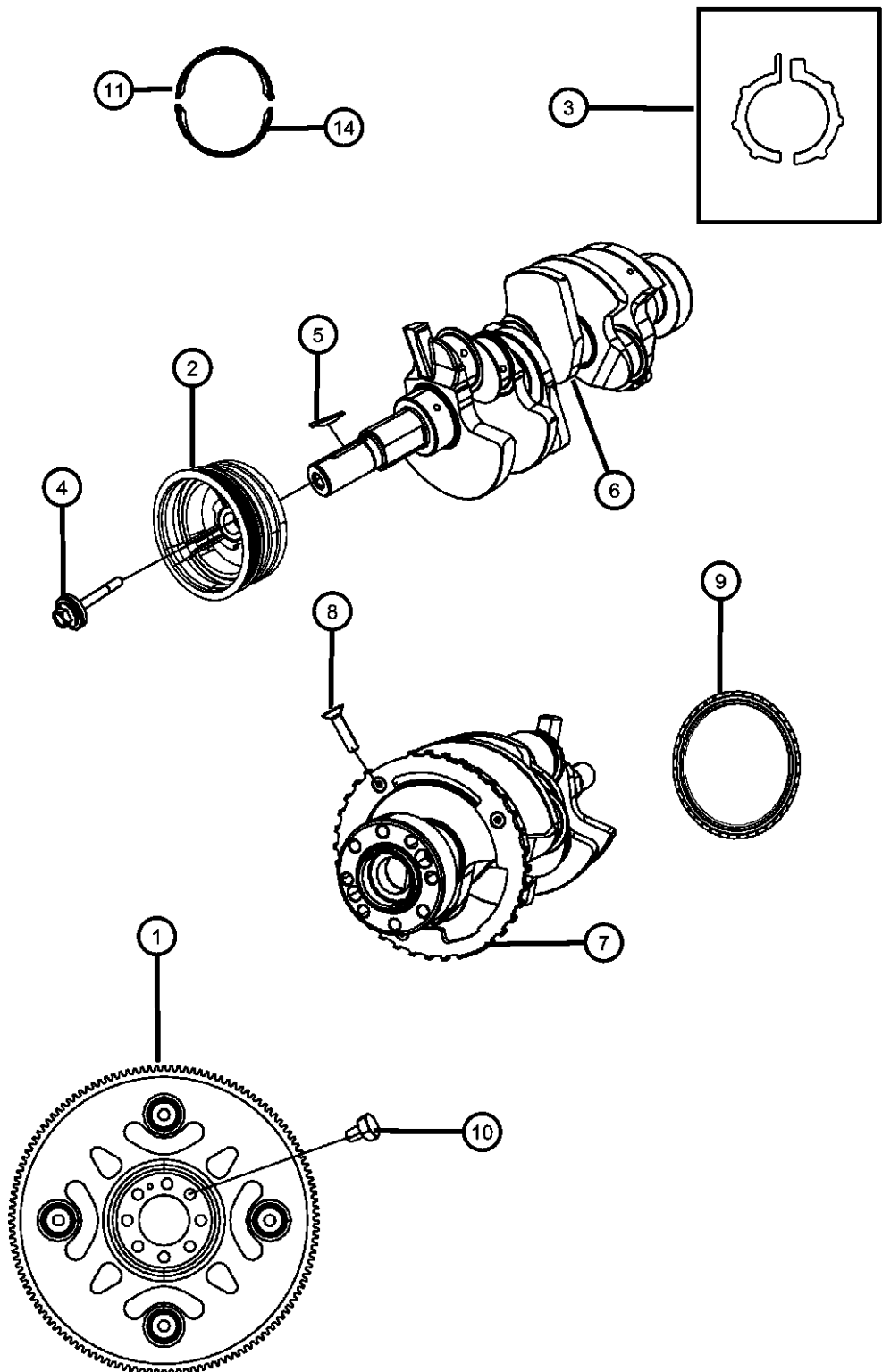
ITEM	PART NUMBER	QTY	LINE	SERIES	BODY	ENGINE	TRANS	TRIM	DESCRIPTION
------	-------------	-----	------	--------	------	--------	-------	------	-------------

NOTE: For Crankshaft Identification, Stamping Location And Bearing Information Refer To The Service Manual.
For Bearing Selection Sizes Please Refer To Service Manual Group 9, Bearings Crankshaft Main, [Select Fit Identification]
Sales Codes:
[DAV] = Continuously Variable Transmission
[DEF] = 6-Speed Manual Aisian BG6 Transmission
[DEK] = 6-Speed Manual Getrag DM76 Transmission
[DE0] = All 6-Speed Manual Transmissions
[DD0] = All 5-Speed Manual Transmissions
[DD7] = 5-Speed Manual T355 Transmission
[ECD] = 2.0L 4 Cylinder DOHC Diesel 16 Valve Engine
[ECN] = 2.0L 4 Cylinder DOHC 16 Valve VVT Engine
[EC0] = All 2.0L 4 Cylinder Gas Engines
[ED3] = 2.4L 4 Cylinder DOHC 16 Valve Dual VVT Engine
[ED4] = 2.4L 4 Cylinder DOHC 16 Valve Turbo Engine
[ED0] = All 2.4L 4 Cylinder Gas Engines
[NAA] = Federal Emissions
[NAE] = California Emissions
[NAS] = 50 State Emissions
[NA1] = Export Emissions

1	04736238AA	1	J, T, U				DAV, DAW		FLEXPLATE
		1	J, T, U				DD7		
2	2312425000	1	J, T, U			ECN, ED3			DAMPER, Crankshaft
3	04884910AA	2	J, T, U			ECN, ED3			BEARING, Crankshaft Thrust
4	06509029AA	1	J, T, U			ECN, ED3			BOLT, Hex Flange Head, M14x1.50x40.00
5	04884923AC	1	J, T, U			ECN, ED3			KEY, Crankshaft Sprocket
6	68001694AA	1	J, T, U			ED3			CRANKSHAFT PACKAGE, Engine
7	68001694AA	1							TONE RING, Sensor, Serviced With Crankshaft, (NOT SERVICED)
8	06509028AA	4	J, T, U			ECN, ED3			SCREW, Torx Flange Head, M6x1.00x14.00
9	2144325000	1	J, T, U			ECN, ED3			SEAL, Crankshaft Oil, Rear
10	05189932AA	7	J, T, U			ECN, ED3			BOLT PACKAGE, Driveplate To Crankshaft
11	04884915AA	AR	J, T, U			ECN, ED3			BEARING, Crankshaft Upper, Standard
-12	04884914AA	AR	J, T, U			ECN, ED3			BEARING, Crankshaft Upper, -6 Micron
-13	04884916AA	AR	J, T, U			ECN, ED3			BEARING, Crankshaft Upper, +6 Micron
14	04884919AA	AR	J, T, U			ECN, ED3			BEARING, Crankshaft Lower, Standard

COMPASS/PATRIOT (MK)		BODY		ENGINE		TRANSMISSION	
SERIES	LINE						
H = HIGHLINE	T = JEEP - 2WD	49 = HATCHBACK TYPE #2		ECE = 2.0L 4 Cyl DOHC DPF Diesel Engine		DEF = 6-Speed Manual Aisian BG6 Trans	
L = LOWLINE	J = JEEP - 4WD	74 = SPORT UTILITY 4-DR TYPE #4		ED3 = 2.4L 4 Cyl DOHC 16V Dual VVT Engine		DD7 = 5-Speed Manual T355 Transmission	
P = PREMIUM	U = JEEP - 4WD (RHD)			ECD = 2.0L 4 Cyl DOHC Diesel 16V Engine		DAV = Continuously Variable Transaxle II	
				ECN = 2.0L 4 Cyl DOHC 16V Dual VVT Engine		DAW = Cont.Var. w/Off-Rd Crawl Ratio Trans	

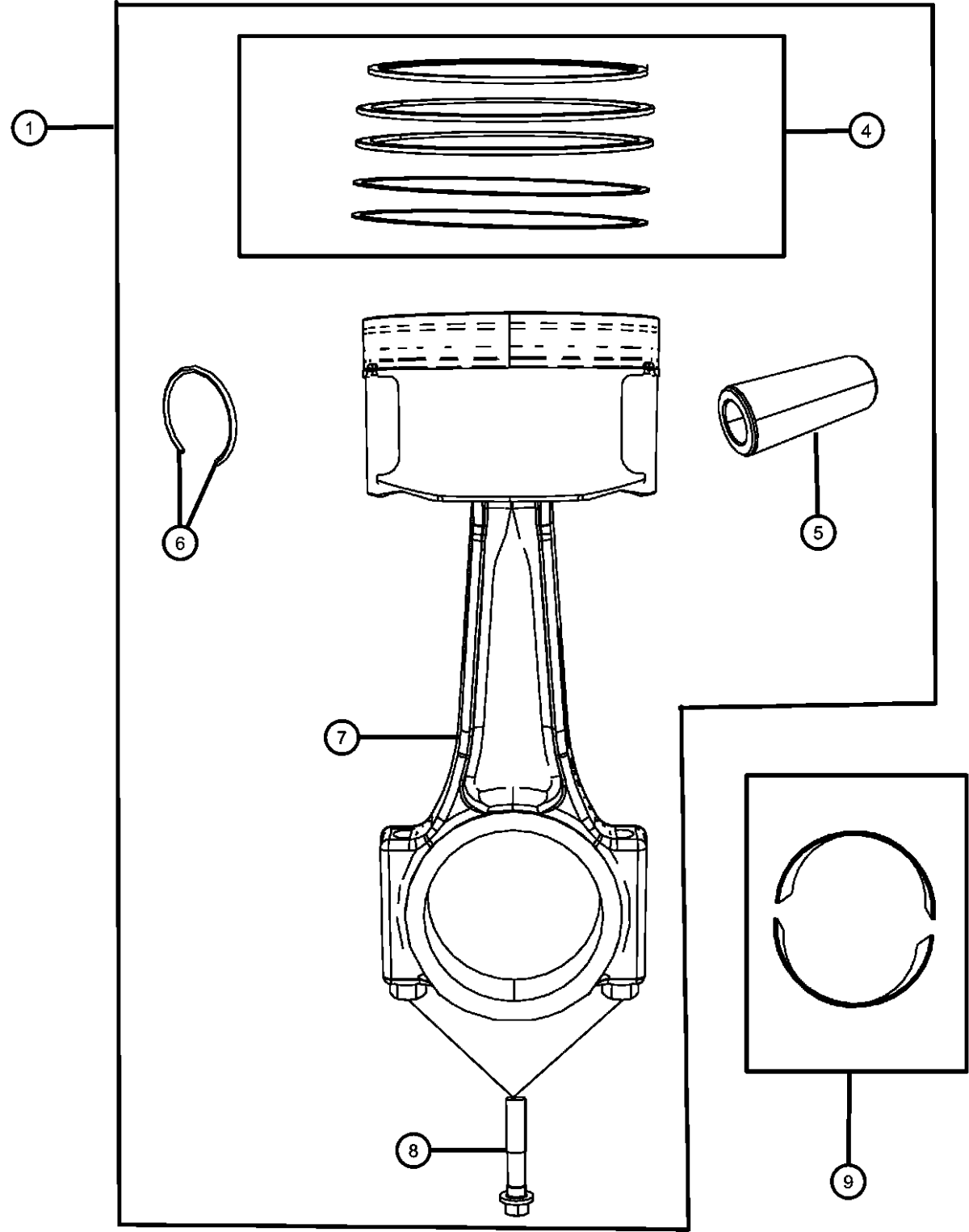
Crankshaft, Crankshaft Bearings, Damper, And Driveplate 2.4L [ED3]
Figure 009ED3-405



ITEM	PART NUMBER	QTY	LINE	SERIES	BODY	ENGINE	TRANS	TRIM	DESCRIPTION
-15	04884918AA	AR	J, T, U			ECN, ED3			BEARING, Crankshaft Lower, -3 Micron
-16	04884920AA	AR	J, T, U			ECN, ED3			BEARING, Crankshaft Lower, +3 Micron
-17	04884917AA	AR	J, T, U			ECN, ED3			BEARING, Crankshaft Lower, -6 Micron
-18	04884921AA	AR	J, T, U			ECN, ED3			BEARING, Crankshaft Lower, +6 Micron

COMPASS/PATRIOT (MK)		BODY	ENGINE	TRANSMISSION
SERIES	LINE			
H = HIGHLINE	T = JEEP - 2WD	49 = HATCHBACK TYPE #2	ECE = 2.0L 4 Cyl DOHC DPF Diesel Engine	DEF = 6-Speed Manual Aisin BG6 Trans
L = LOWLINE	J = JEEP - 4WD	74 = SPORT UTILITY 4-DR TYPE #4	ED3 = 2.4L 4 Cyl DOHC 16V Dual VVT Engine	DD7 = 5-Speed Manual T355 Transmission
P = PREMIUM	U = JEEP - 4WD (RHD)		ECD = 2.0L 4 Cyl DOHC Diesel 16V Engine	DAV = Continuously Variable Transaxle II
			ECN = 2.0L 4 Cyl DOHC 16V Dual VVT Engine	DAW = Cont.Var. w/Off-Rd Crawl Ratio Trans

Pistons, Piston Rings, Connecting Rods And Connecting Rod Bearings 2.4L [ED3]
Figure 009ED3-425

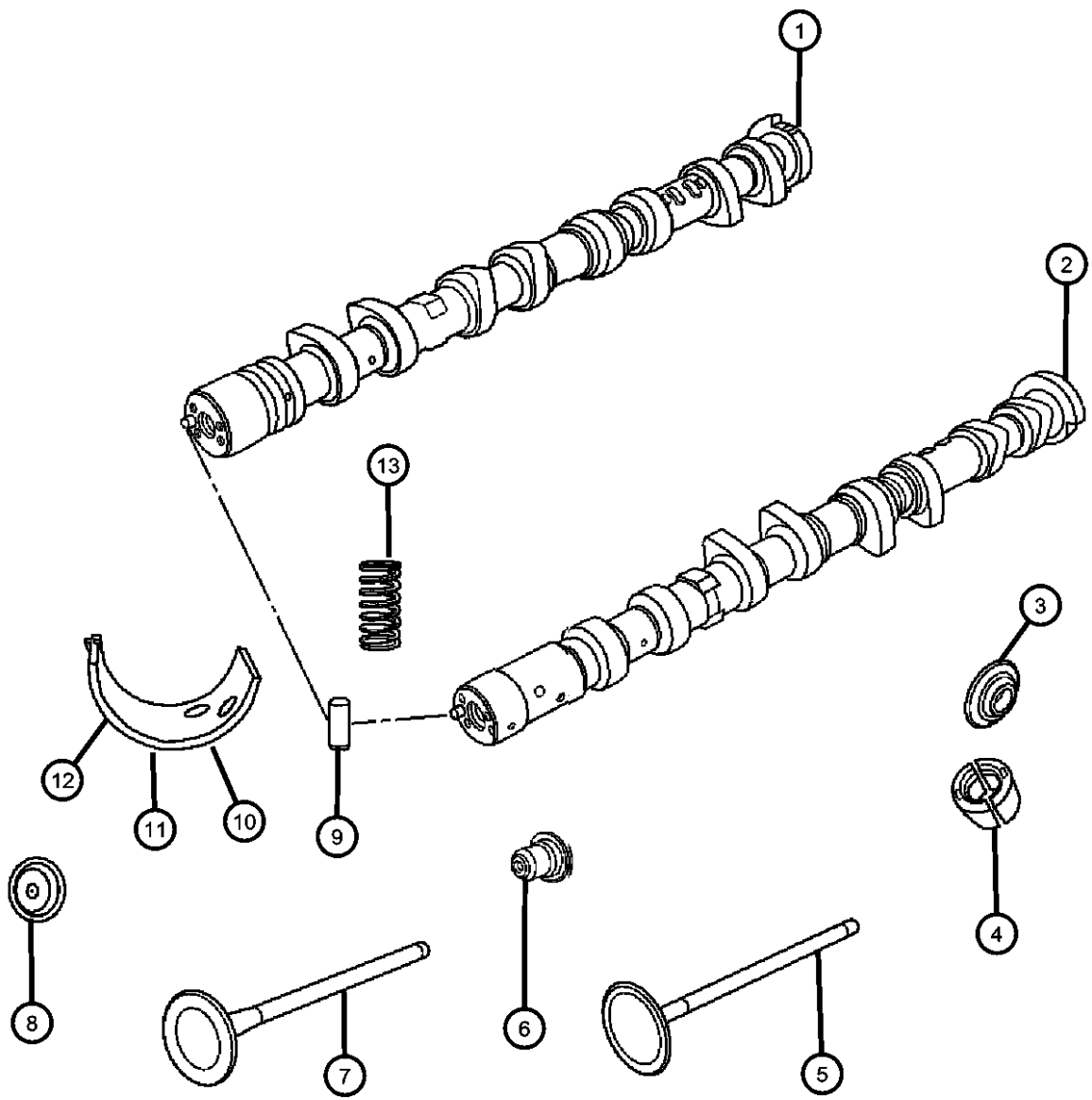


ITEM	PART NUMBER	QTY	LINE	SERIES	BODY	ENGINE	TRANS	TRIM	DESCRIPTION
------	-------------	-----	------	--------	------	--------	-------	------	-------------

NOTE: For Crankshaft Identification, Stamping Location And Bearing Information Refer To The Service Manual. For Bearing Selection Sizes Please Refer To Service Manual Group 9, Bearings Crankshaft Main, [Select Fit Identification] Sales Codes: [DA									
1	05191340AA	AR	J, T, U			ED3			PISTON PIN AND ROD, A-Size
-2	05191341AA	AR	J, T, U			ED3			PISTON PIN AND ROD, B-Size
-3	05191342AA	AR	J, T, U			ED3			PISTON PIN AND ROD, C-Size
4	05191424AA	1	J, T, U			ED3			PISTON RING SET, COMPLETE ENGINE, STD.
5	05191424AA	1							PIN, Piston, Serviced With Piston Package, (NOT SERVICED)
6	05191424AA	1							RING, Piston Pin, Serviced With Piston Package, (NOT SERVICED)
7	05191424AA	1							ROD, Connecting, Serviced With Piston Package, (NOT SERVICED)
8	MN195112	8	J, T, U			ED3			BOLT, Connecting Rod
9	04884912AA	AR	J, T, U			ECN, ED3			BEARING, Connecting Rod, STD.
-10	04884911AA	AR	J, T, U			ECN, ED3			BEARING, Connecting Rod, -3 Micron
-11	04884913AA	AR	J, T, U			ECN, ED3			BEARING, Connecting Rod, +3 Micron

COMPASS/PATRIOT (MK)		BODY		ENGINE		TRANSMISSION	
SERIES	LINE						
H = HIGHLINE	T = JEEP - 2WD	49 = HATCHBACK TYPE #2	ECE = 2.0L 4 Cyl DOHC DPF	DEF = 6-Speed Manual Aisin BG6			
L = LOWLINE	J = JEEP - 4WD	74 = SPORT UTILITY 4-DR	Diesel Engine	Trans			
P = PREMIUM	U = JEEP - 4WD (RHD)	TYPE #4	ED3 = 2.4L 4 Cyl DOHC 16V	DD7 = 5-Speed Manual T355			
			Dual VVT Engine	Transmission			
			ECD = 2.0L 4 Cyl DOHC	DAV = Continuously Variable			
			Diesel 16V Engine	Transaxle II			
			ECN = 2.0L 4 Cyl DOHC 16V	DAW = Cont.Var. w/Off-Rd Crawl			
			Dual VVT Engine	Ratio Trans			

Camshafts And Valvetrain 2.4L [ED3]
Figure 009ED3-505

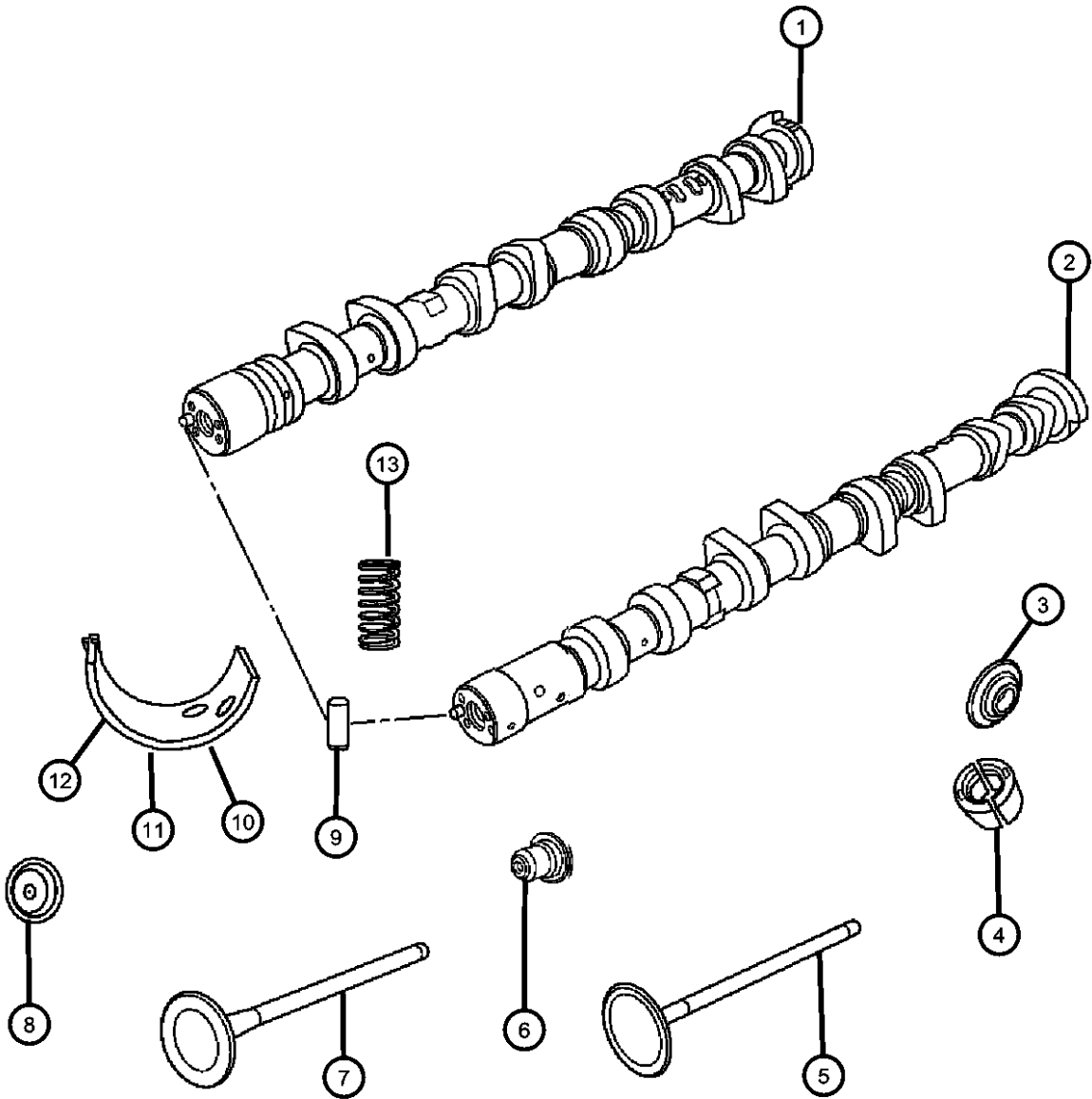


ITEM	PART NUMBER	QTY	LINE	SERIES	BODY	ENGINE	TRANS	TRIM	DESCRIPTION
NOTE: Solid Bucket Tappets Thickness Is Stamped On Inside Of Bucket. Sales Codes: [DAV] = Continuously Variable Transmission [DEF] = 6-Speed Manual Aisian BG6 Transmission [DE0] = All 6-Speed Manual Transmissions [DD0] = All 5-Speed Manual Transmiss									
1	04884736AB	1	J, T, U			ECN, ED3			CAMSHAFT, Exhaust
2	04884735AB	1	J, T, U			ECN, ED3			CAMSHAFT, Intake
3	04884725AA	16	J, T, U			ECN, ED3			RETAINER, Valve Spring
4	04884726AA	32	J, T, U			ECN, ED3			LOCK, Valve Spring Retainer
5	MN187696	8	J, T, U			ECN, ED3			VALVE, Engine Intake
6	2222425000	16	J, T, U			ECN, ED3			SEAL, Valve Guide
7	MN183950	8	J, T, U			ECN, ED3			VALVE, Engine Exhaust
8									TAPPET, Valve, See Note
	04884594AB	AR				ED3			3.015 Millimeters
	04884594AE	AR				ED3			3.06 Millimeters
	04884594AH	AR				ED3			3.105 Millimeters
	04884594AK	AR				ED3			3.15 Millimeters
	04884594AN	AR				ED3			3.195 Millimeters
	04884594AQ	AR				ED3			3.24 Millimeters
	04884594AT	AR				ED3			3.285 Millimeters
	04884594AW	AR				ED3			3.33 Millimeters
	04884594AZ	AR				ED3			3.375 Millimeters
	04884594BC	AR				ED3			3.42 Millimeters
	04884594BF	AR				ED3			3.465 Millimeters
	04884594BI	AR				ED3			3.51 Millimeters
	04884594BL	AR				ED3			3.555 Millimeters
	04884594BO	AR				ED3			3.600 Millimeters
	04884594BR	AR				ED3			3.645 Millimeters
	04884594BU	AR				ED3			3.690 Millimeters
9	04884594BU	AR							PIN, Dowel, (NOT SERVICED),
10	05047008AA	AR	J, T, U			ECN, ED3			BEARING, Camshaft, Size 1
11	05047009AA	AR	J, T, U			ECN, ED3			BEARING, Camshaft, Size 2

COMPASS/PATRIOT (MK)					
SERIES	LINE	BODY	ENGINE	TRANSMISSION	
H = HIGHLINE	T = JEEP - 2WD	49 = HATCHBACK TYPE #2	ECE = 2.0L 4 Cyl DOHC DPF	DEF = 6-Speed Manual Aisian BG6	
L = LOWLINE	J = JEEP - 4WD	74 = SPORT UTILITY 4-DR	Diesel Engine	Trans	
P = PREMIUM	U = JEEP - 4WD (RHD)	TYPE #4	ED3 = 2.4L 4 Cyl DOHC 16V	DD7 = 5-Speed Manual T355	
			Dual VVT Engine	Transmission	
			ECD = 2.0L 4 Cyl DOHC	DAV = Continuously Variable	
			Diesel 16V Engine	Transaxle II	
			ECN = 2.0L 4 Cyl DOHC 16V	DAW = Cont.Var. w/Off-Rd Crawl	
			Dual VVT Engine	Ratio Trans	

Camshafts And Valvetrain 2.4L [ED3]
Figure 009ED3-505

ITEM	PART NUMBER	QTY	LINE	SERIES	BODY	ENGINE	TRANS	TRIM	DESCRIPTION
12	05047010AA	AR	J, T, U			ECN, ED3			BEARING, Camshaft, Size 3
13	04884804AA	16	J, T, U			ECN, ED3			SPRING, Valve



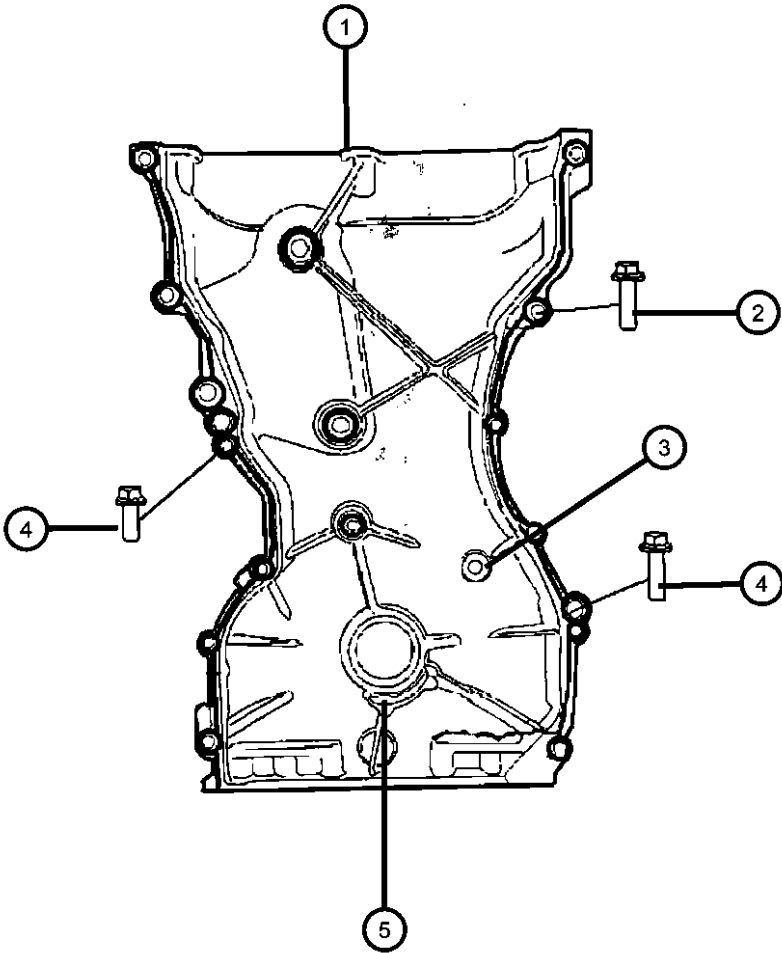
COMPASS/PATRIOT (MK)		BODY	ENGINE	TRANSMISSION
SERIES	LINE			
H = HIGHLINE	T = JEEP - 2WD	49 = HATCHBACK TYPE #2	ECE = 2.0L 4 Cyl DOHC DPF Diesel Engine	DEF = 6-Speed Manual Aisin BG6 Trans
L = LOWLINE	J = JEEP - 4WD	74 = SPORT UTILITY 4-DR TYPE #4	ED3 = 2.4L 4 Cyl DOHC 16V Dual VVT Engine	DD7 = 5-Speed Manual T355 Transmission
P = PREMIUM	U = JEEP - 4WD (RHD)		ECD = 2.0L 4 Cyl DOHC Diesel 16V Engine	DAV = Continuously Variable Transaxle II
			ECN = 2.0L 4 Cyl DOHC 16V Dual VVT Engine	DAW = Cont.Var. w/Off-Rd Crawl Ratio Trans

AR = use ase required - = Non illustrated part

Timing Case Cover 2.4L [ED3]
Figure 009ED3-605

ITEM	PART NUMBER	QTY	LINE	SERIES	BODY	ENGINE	TRANS	TRIM	DESCRIPTION
------	----------------	-----	------	--------	------	--------	-------	------	-------------

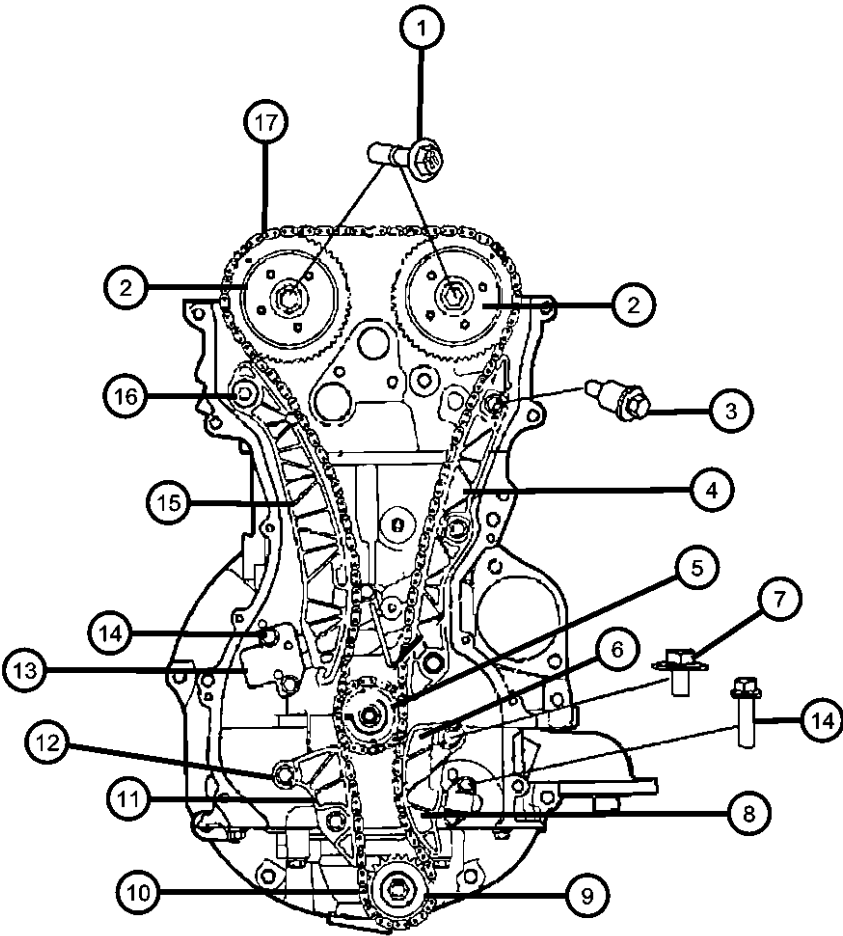
NOTE:
Sales Codes:
[DAV] = Continuously Variable Transmission
[DEF] = 6-Speed Manual Aisian BG6 Transmission
[DEK] = 6-Speed Manual Getrag DM76 Transmission
[DE0] = All 6-Speed Manual Transmissions
[DD0] = All 5-Speed Manual Transmissions
[DD7] = 5-Speed Manual T355 Transmission
[ECD] = 2.0L 4 Cylinder DOHC Diesel 16 Valve Engine
[ECN] = 2.0L 4 Cylinder DOHC 16 Valve VVT Engine
[EC0] = All 2.0L 4 Cylinder Gas Engines
[ED3] = 2.4L 4 Cylinder DOHC 16 Valve Duel VVT Engine
[ED4] = 2.4L 4 Cylinder DOHC 16 Valve Turbo Engine
[ED0] = All 2.4L 4 Cylinder Gas Engines
[NAA] = Federal Emissions
[NAE] = California Emisssons
[NAS] = 50 State Emissions
[NA1] = Export Emissions



1	04884466AB	1	J, T, U		ECN, ED3	COVER, Timing Case
2	04884466AB	1				BOLT, BOLT-FLANGE, [M6X25], (NOT SERVICED)
3	06102258AA	1	J, T, U		ECN, ED3	PLUG, Timing Chain Tensioner Access
4	06104025AA	6	J, T, U		ECN, ED3	SCREW, Hex Flange Head, M8X1.25X30.0, Timing Chain Cover To Engine Block, Mounting
5	2142125000	1	J, T, U		ECN, ED3	SEAL, Crankshaft Oil, Front

COMPASS/PATRIOT (MK)					
SERIES	LINE	BODY	ENGINE	TRANSMISSION	
H = HIGHLINE	T = JEEP - 2WD	49 = HATCHBACK TYPE #2	ECE = 2.0L 4 Cyl DOHC DPF Diesel Engine	DEF = 6-Speed Manual Aisin BG6 Trans	
L = LOWLINE	J = JEEP - 4WD	74 = SPORT UTILITY 4-DR TYPE #4	ED3 = 2.4L 4 Cyl DOHC 16V Dual VVT Engine	DD7 = 5-Speed Manual T355 Transmission	
P = PREMIUM	U = JEEP - 4WD (RHD)		ECD = 2.0L 4 Cyl DOHC Diesel 16V Engine	DAV = Continuously Variable Transaxle II	
			ECN = 2.0L 4 Cyl DOHC 16V Dual VVT Engine	DAW = Cont.Var. w/Off-Rd Crawl Ratio Trans	

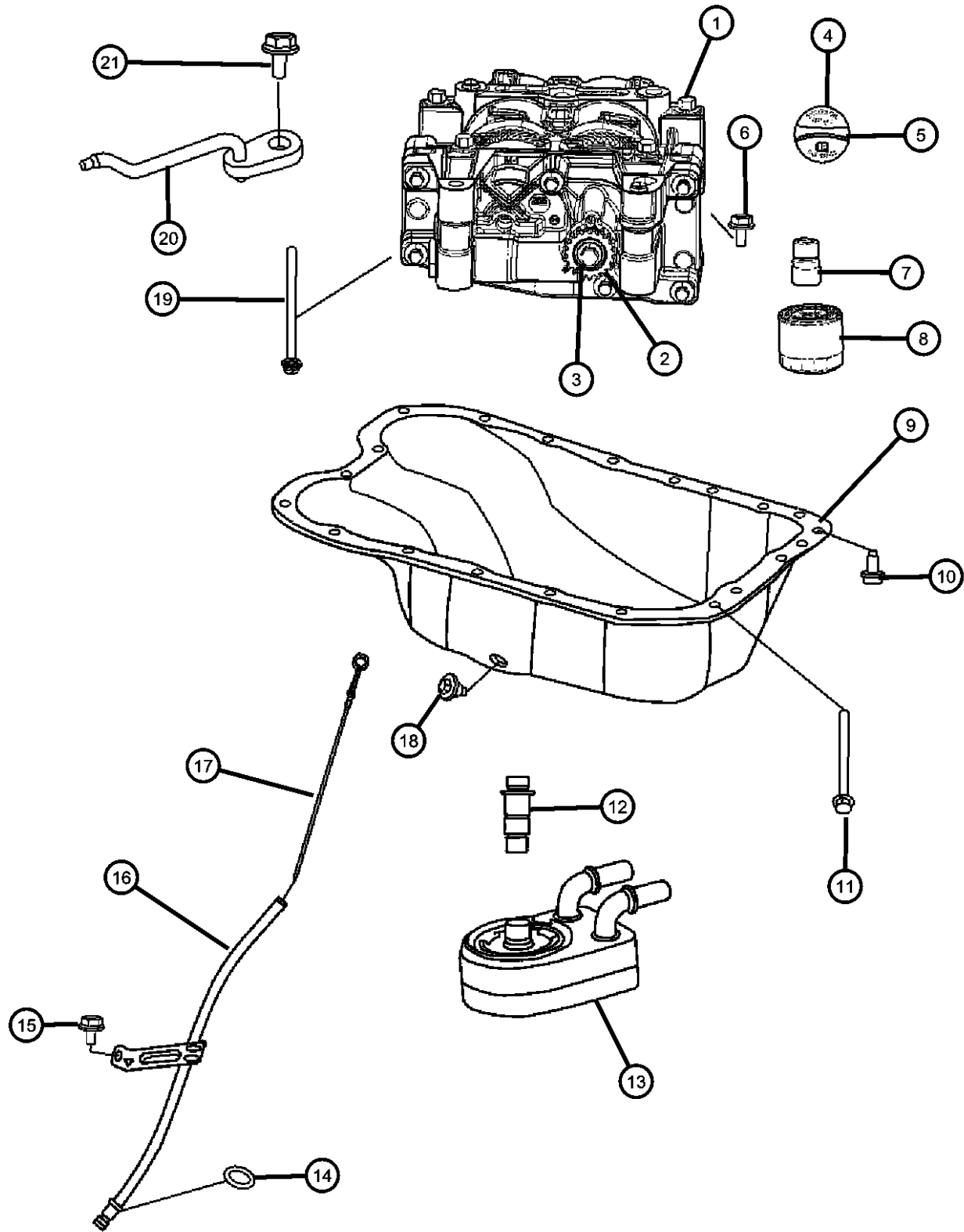
Timing System 2.4L [ED3]
Figure 009ED3-625



ITEM	PART NUMBER	QTY	LINE	SERIES	BODY	ENGINE	TRANS	TRIM	DESCRIPTION
NOTE: Sales Codes: [DAV] = Continuously Variable Transmission [DEF] = 6-Speed Manual Aisian BG6 Transmission [DEK] = 6-Speed Manual Getrag DM76 Transmission [DE0] = All 6-Speed Manual Transmissions [DD0] = All 5-Speed Manual Transmissions									
1	06509008AA	2	J, T, U			ECN, ED3			BOLT, Hex Flange Head, M10x1.25x41.50, Phaser To Camshaft, Mounting
2									PHASER, Camshaft
	05047021AA	1	J, T, U			ECN, ED3			Variable Valve Timing Intake
	05047022AA	1	J, T, U			ECN, ED3			Variable Valve Timing Exhaust
3	2434825000	3	J, T, U			ECN, ED3			BOLT, Timing Chain Guide Fixed To Engine Block, Mounting
4	2443125000	1	J, T, U			ECN, ED3			GUIDE, Timing Chain, Fixed
5	04884587AA	1	J, T, U			ECN, ED3			SPROCKET, Crankshaft
6	04884588AA	1	J, T, U			ECN, ED3			TENSIONER ARM, Balance Shaft Driver
7	06509007AA	1	J, T, U			ECN, ED3			SCREW, Hex Flange Head, Balanceshaft Chain Arm To Ladder, Mounting
8	04884876AA	1	J, T, U			ECN, ED3			TENSIONER, Chain, Balance Shaft Chain, Secondary
9	04884876AA	1							SPROCKET, Drive, Serviced With Oil Pump, (NOT SERVICED)
10	04884870AB	1	J, T, U			ECN, ED3			CHAIN, Balance Shaft
11	04884589AA	1	J, T, U			ECN, ED3			GUIDE, Balance Shaft Chain
12	2434825000	2	J, T, U			ECN, ED3			BOLT, Balance Shaft Chain Guide, Mounting
13	2441025000	1	J, T, U			ECN, ED3			TENSIONER, ChainPrimary
14	06509090AA	2	J, T, U			ECN, ED3			BOLT, Hex Flange Head, M6X1.00X25.00, Tensioner To Cylinder Block, Mounting
15	2442025000	1	J, T, U			ECN, ED3			TENSIONER ARM, Pivot
16	06509005AA	1	J, T, U			ECN, ED3			SCREW, Hex Flange Head, Timing Chain Guide Pivot To Cylinder Head, Mounting
17	04884868AB	1	J, T, U			ECN, ED3			CHAIN, TimingPrimary

COMPASS/PATRIOT (MK)		BODY		ENGINE		TRANSMISSION
SERIES	LINE					
H = HIGHLINE	T = JEEP - 2WD	49 = HATCHBACK TYPE #2	ECE = 2.0L 4 Cyl DOHC DPF Diesel Engine	DEF = 6-Speed Manual Aisian BG6 Trans		
L = LOWLINE	J = JEEP - 4WD	74 = SPORT UTILITY 4-DR	ED3 = 2.4L 4 Cyl DOHC 16V Dual VVT Engine	DD7 = 5-Speed Manual T355 Transmission		
P = PREMIUM	U = JEEP - 4WD (RHD)	TYPE #4	ECD = 2.0L 4 Cyl DOHC Diesel 16V Engine	DAV = Continuously Variable Transaxle II		
			ECN = 2.0L 4 Cyl DOHC 16V Dual VVT Engine	DAW = Cont.Var. w/Off-Rd Crawl Ratio Trans		

Figure 009ED3-645



ITEM	PART NUMBER	QTY	LINE	SERIES	BODY	ENGINE	TRANS	TRIM	DESCRIPTION
1	05189868AC	1	J, T, U			ED3			SHAFT PACKAGE, Balance with Oil Pump
2	05189868AC	1							SPROCKET, Drive, Serviced With Oil Pump, (NOT SERVICED)
3	05189868AC	1							BOLT, BOLT, Serviced With Oil Pump, (NOT SERVICED)
4	04884739AA	1	J, T, U			ECN, ED3			CAP, Oil Filler
5	68029299AA	1	J, T, U			ECN, ED3			O RING, Oil Filler Cap
6	06508618AA	4	J, T, U			ECN, ED3			BOLT AND WASHER, Hex Flange Head Locking, M8x1.25x180.00, Balance Shaft Oil Pump Assembly To Cylinder Block, Mounting
7	04884902AB	1	J, T, U			ED3			CONNECTOR, Oil Filter
8	04884900AB	1	J, T, U			ECN, ED3			FILTER, Engine Oil
9	04884665AE	1	J, T, U			ECN, ED3			PAN, Oil
10	06509005AA	1	J, T, U			ECN, ED3			SCREW, Hex Flange Head
11	06508985AA	6	J, T, U			ED3			BOLT, Hex Flange Head, M8x1.25x104.00
12	04884758AB	1							CONNECTOR, Engine Oil Cooler
13	04884757AD	1							COOLER, Engine Oil
14	04884757AD	1							O RING, Engine Oil Level Tube, Serviced With Indicator Tube. O-Ring Part # 2661423500, (NOT SERVICED)
15	05183964AA	1	J, T, U			ECN, ED3			BOLT, Hex Flange Head, M6x1.00x10.90
16	04884733AC	1	J, T, U			ECN, ED3			TUBE, Engine Oil Indicator
17	04884688AD	1	J, T, U			ECN, ED3			INDICATOR, Engine Oil Level
18	06507741AA	1	J, T, U			ECN, ED3			PLUG, Oil Drain, [M14X1.50X21.50]
19	06508618AA	4	J, T, U			ECN, ED3			BOLT AND WASHER, Hex Flange Head Locking, M8x1.25x180.00
20	06508618AA	4							INJECTOR, Oil, (NOT SERVICED)
21	06508618AA	4							BOLT, [M6X12], (NOT SERVICED)

COMPASS/PATRIOT (MK)

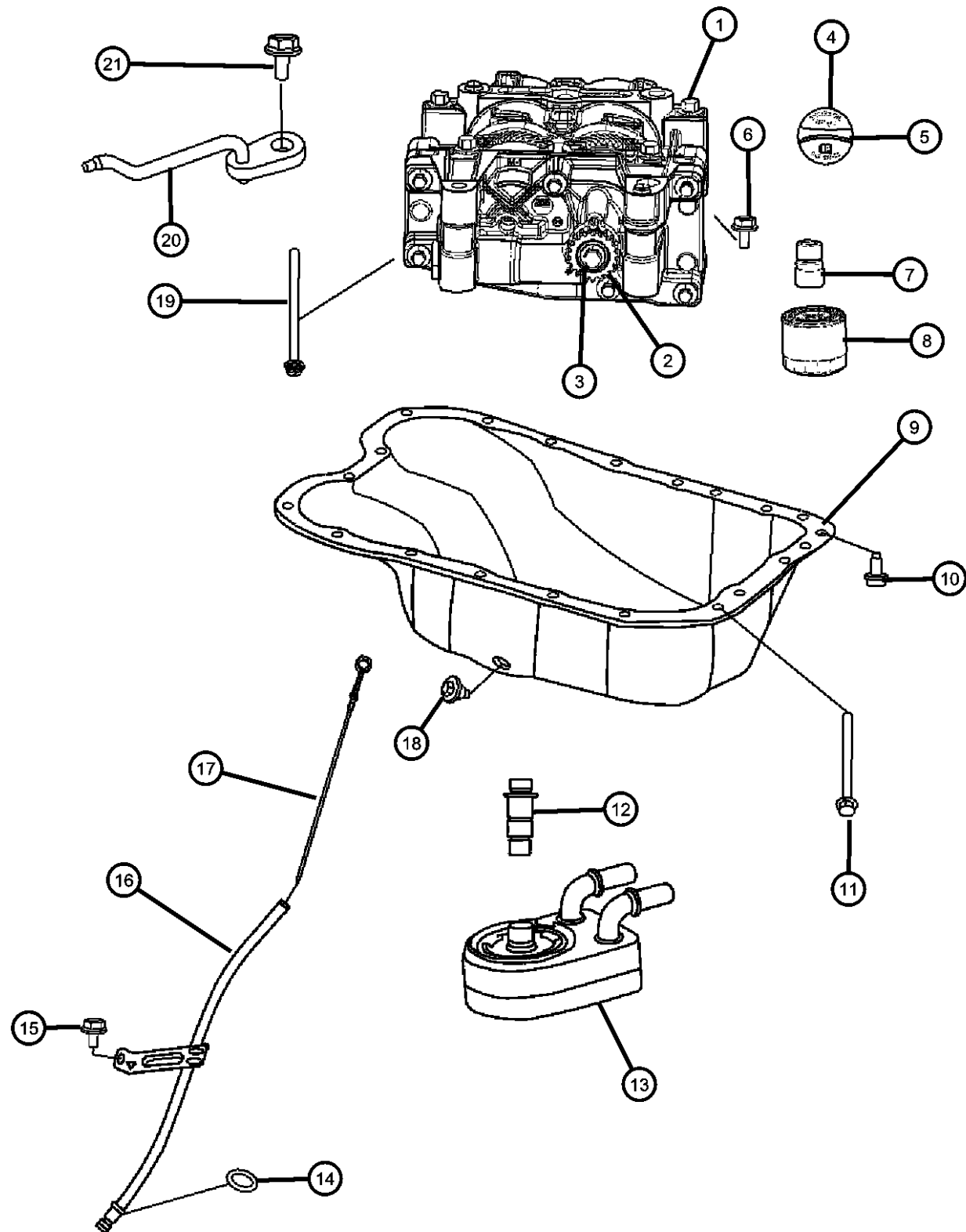
SERIES	LINE	BODY	ENGINE	TRANSMISSION
H = HIGHLINE	T = JEEP - 2WD	49 = HATCHBACK TYPE #2	ECE = 2.0L 4 Cyl DOHC DPF Diesel Engine	DEF = 6-Speed Manual Aisin BG6 Trans
L = LOWLINE	J = JEEP - 4WD	74 = SPORT UTILITY 4-DR	ED3 = 2.4L 4 Cyl DOHC 16V Dual VVT Engine	DD7 = 5-Speed Manual T355 Transmission
P = PREMIUM	U = JEEP - 4WD (RHD)	TYPE #4	ECD = 2.0L 4 Cyl DOHC Diesel 16V Engine	DAV = Continuously Variable Transaxle II
			ECN = 2.0L 4 Cyl DOHC 16V Dual VVT Engine	DAW = Cont.Var. w/Off-Rd Crawl Ratio Trans

AR = use ase required - = Non illustrated part

2008 MK

<< RETURN TO GROUP INDEX

**Engine Oiling Pump 2.4L [ED3]
Figure 009ED3-705**



ITEM	PART NUMBER	QTY	LINE	SERIES	BODY	ENGINE	TRANS	TRIM	DESCRIPTION
1	05189868AC	1	J, T, U			ED3			SHAFT PACKAGE, Balance with Oil Pump
2	05189868AC	1							SPROCKET, Drive, Serviced With Oil Pump, (NOT SERVICED)
3	05189868AC	1							BOLT, BOLT, Serviced With Oil Pump, (NOT SERVICED)
4	04884739AA	1	J, T, U			ECN, ED3			CAP, Oil Filler
5	68029299AA	1	J, T, U			ECN, ED3			O RING, Oil Filler Cap
6	06508618AA	4	J, T, U			ECN, ED3			BOLT AND WASHER, Hex Flange Head Locking, M8x1.25x180.00, Balance Shaft Oil Pump Assembly To Cylinder Block, Mounting
7	04884902AB	1	J, T, U			ED3			CONNECTOR, Oil Filter
8	04884900AB	1	J, T, U			ECN, ED3			FILTER, Engine Oil
9	04884665AE	1	J, T, U			ECN, ED3			PAN, Oil
10	06509005AA	1	J, T, U			ECN, ED3			SCREW, Hex Flange Head
11	06508985AA	6	J, T, U			ED3			BOLT, Hex Flange Head, M8x1.25x104.00
12	04884758AB	1							CONNECTOR, Engine Oil Cooler
13	04884757AD	1							COOLER, Engine Oil
14	04884757AD	1							O RING, Engine Oil Level Tube, Serviced With Indicator Tube. O-Ring Part # 2661423500, (NOT SERVICED)
15	05183964AA	1	J, T, U			ECN, ED3			BOLT, Hex Flange Head, M6x1.00x10.90
16	04884733AC	1	J, T, U			ECN, ED3			TUBE, Engine Oil Indicator
17	04884688AD	1	J, T, U			ECN, ED3			INDICATOR, Engine Oil Level
18	06507741AA	1	J, T, U			ECN, ED3			PLUG, Oil Drain, [M14X1.50X21.50]
19	06508618AA	4	J, T, U			ECN, ED3			BOLT AND WASHER, Hex Flange Head Locking, M8x1.25x180.00
20	06508618AA	4							INJECTOR, Oil, (NOT SERVICED)
21	06508618AA	4							BOLT, [M6X12], (NOT SERVICED)

COMPASS/PATRIOT (MK)

SERIES	LINE
H = HIGHLINE	T = JEEP - 2WD
L = LOWLINE	J = JEEP - 4WD
P = PREMIUM	U = JEEP - 4WD (RHD)

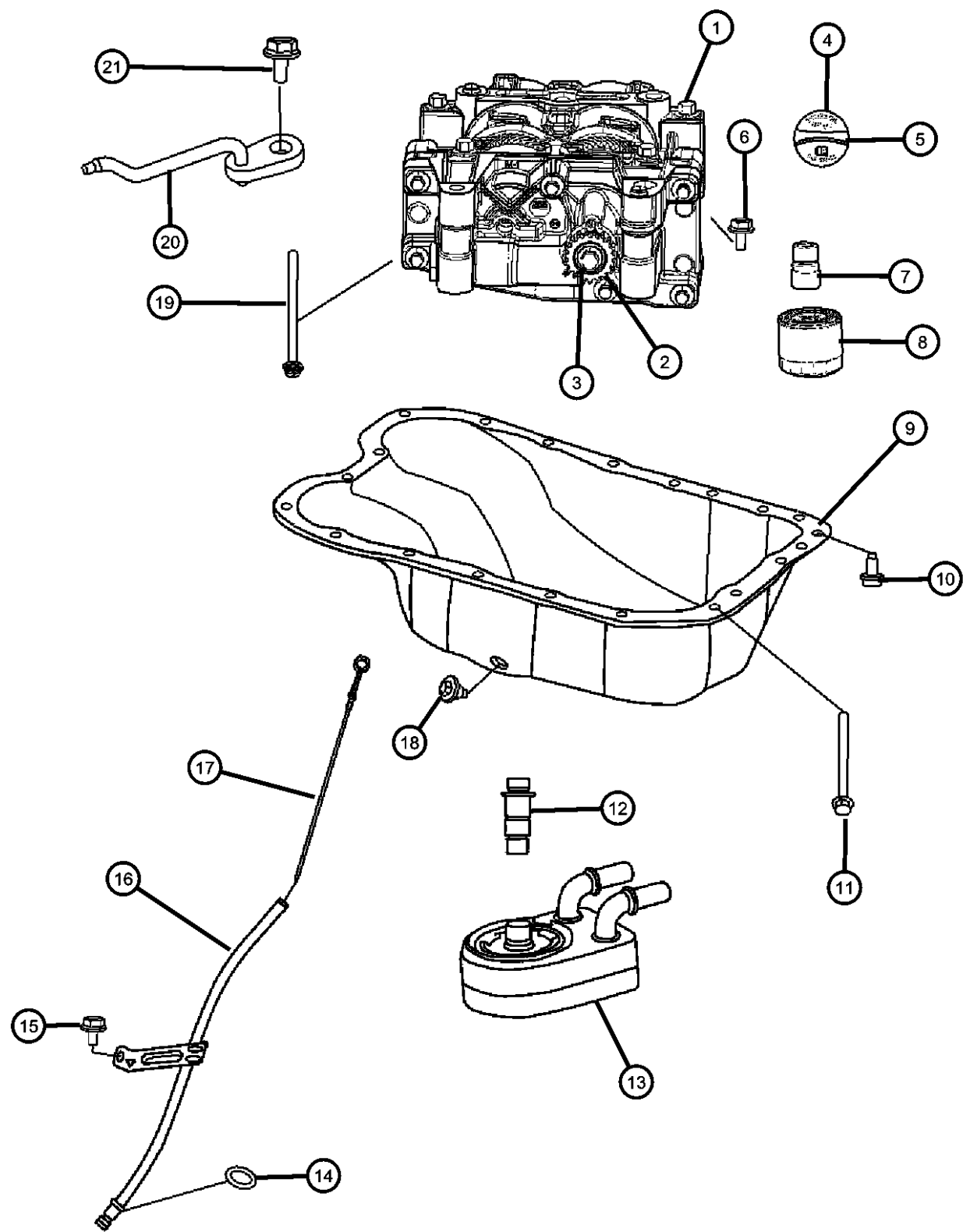
BODY
49 = HATCHBACK TYPE #2
74 = SPORT UTILITY 4-DR TYPE #4

ENGINE	TRANSMISSION
ECE = 2.0L 4 Cyl DOHC DPF Diesel Engine	DEF = 6-Speed Manual Aisin BG6 Trans
ED3 = 2.4L 4 Cyl DOHC 16V Dual VVT Engine	DD7 = 5-Speed Manual T355 Transmission
ECD = 2.0L 4 Cyl DOHC Diesel 16V Engine	DAV = Continuously Variable Transaxle II
ECN = 2.0L 4 Cyl DOHC 16V Dual VVT Engine	DAW = Cont.Var. w/Off-Rd Crawl Ratio Trans

AR = use ase required - = Non illustrated part

2008 MK

Engine Pan, Engine Oil Level Indicator And Related Parts 2.4L [ED3]
Figure 009ED3-725



ITEM	PART NUMBER	QTY	LINE	SERIES	BODY	ENGINE	TRANS	TRIM	DESCRIPTION
1	05189868AC	1	J, T, U			ED3			SHAFT PACKAGE, Balance with Oil Pump
2	05189868AC	1							SPROCKET, Drive, Serviced With Oil Pump, (NOT SERVICED)
3	05189868AC	1							BOLT, BOLT, Serviced With Oil Pump, (NOT SERVICED)
4	04884739AA	1	J, T, U			ECN, ED3			CAP, Oil Filler
5	68029299AA	1	J, T, U			ECN, ED3			O RING, Oil Filler Cap
6	06508618AA	4	J, T, U			ECN, ED3			BOLT AND WASHER, Hex Flange Head Locking, M8x1.25x180.00, Balance Shaft Oil Pump Assembly To Cylinder Block, Mounting
7	04884902AB	1	J, T, U			ED3			CONNECTOR, Oil Filter
8	04884900AB	1	J, T, U			ECN, ED3			FILTER, Engine Oil
9	04884665AE	1	J, T, U			ECN, ED3			PAN, Oil
10	06509005AA	1	J, T, U			ECN, ED3			SCREW, Hex Flange Head
11	06508985AA	6	J, T, U			ED3			BOLT, Hex Flange Head, M8x1.25x104.00
12	04884758AB	1							CONNECTOR, Engine Oil Cooler
13	04884757AD	1							COOLER, Engine Oil
14	04884757AD	1							O RING, Engine Oil Level Tube, Serviced With Indictor Tube. O-Ring Part # 2661423500, (NOT SERVICED)
15	05183964AA	1	J, T, U			ECN, ED3			BOLT, Hex Flange Head, M6x1.00x10.90
16	04884733AC	1	J, T, U			ECN, ED3			TUBE, Engine Oil Indicator
17	04884688AD	1	J, T, U			ECN, ED3			INDICATOR, Engine Oil Level
18	06507741AA	1	J, T, U			ECN, ED3			PLUG, Oil Drain, [M14X1.50X21.50]
19	06508618AA	4	J, T, U			ECN, ED3			BOLT AND WASHER, Hex Flange Head Locking, M8x1.25x180.00
20	06508618AA	4							INJECTOR, Oil, (NOT SERVICED)
21	06508618AA	4							BOLT, [M6X12], (NOT SERVICED)

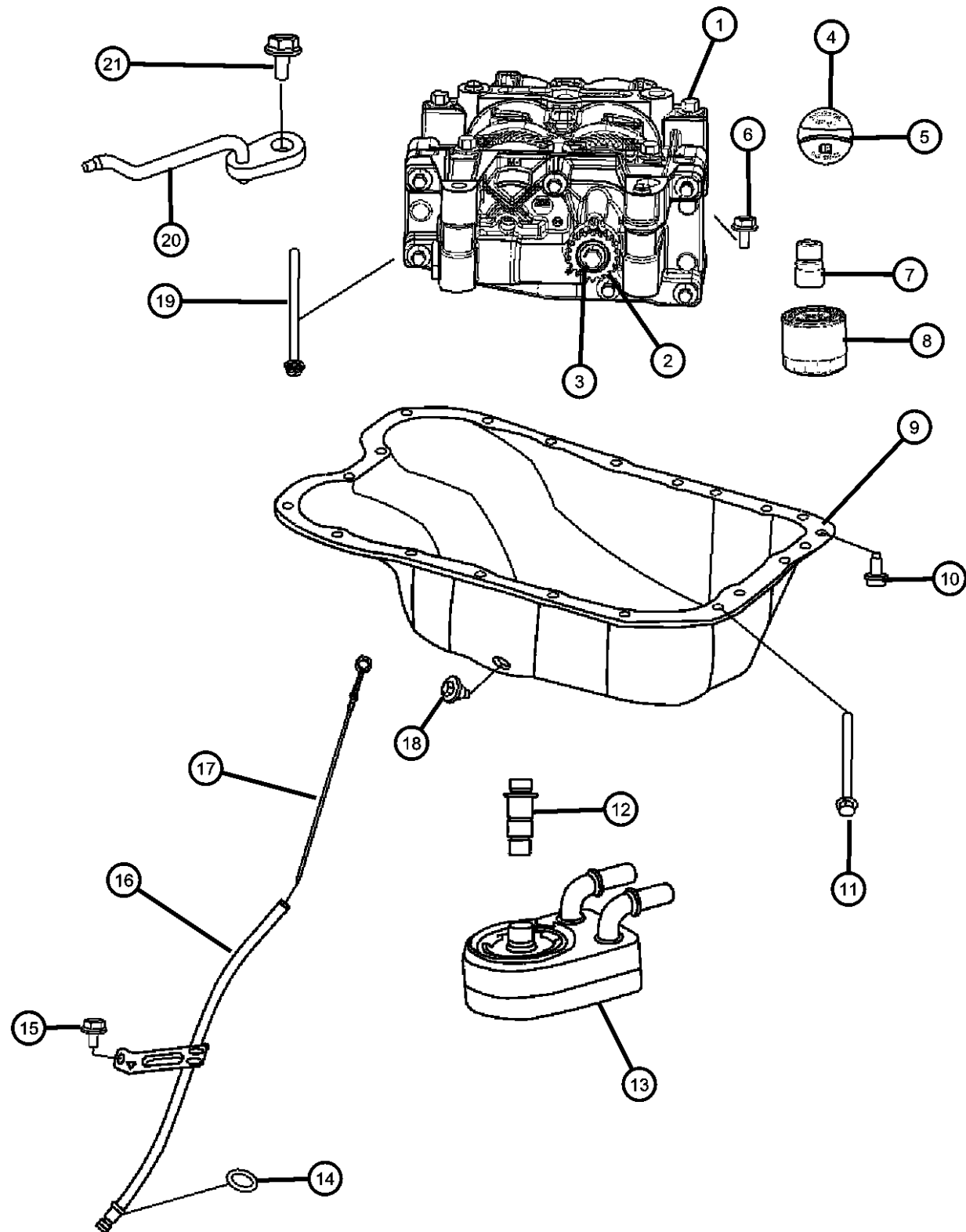
COMPASS/PATRIOT (MK)

SERIES	LINE	BODY	ENGINE	TRANSMISSION
H = HIGHLINE	T = JEEP - 2WD	49 = HATCHBACK TYPE #2	ECE = 2.0L 4 Cyl DOHC DPF Diesel Engine	DEF = 6-Speed Manual Aisin BG6 Trans
L = LOWLINE	J = JEEP - 4WD	74 = SPORT UTILITY 4-DR TYPE #4	ED3 = 2.4L 4 Cyl DOHC 16V Dual VVT Engine	DD7 = 5-Speed Manual T355 Transmission
P = PREMIUM	U = JEEP - 4WD (RHD)		ECD = 2.0L 4 Cyl DOHC Diesel 16V Engine	DAV = Continuously Variable Transaxle II
			ECN = 2.0L 4 Cyl DOHC 16V Dual VVT Engine	DAW = Cont.Var. w/Off-Rd Crawl Ratio Trans

AR = use ase required - = Non illustrated part

2008 MK

Engine Oil Cooler 2.4L [ED3]
Figure 009ED3-805



ITEM	PART NUMBER	QTY	LINE	SERIES	BODY	ENGINE	TRANS	TRIM	DESCRIPTION
1	05189868AC	1	J, T, U			ED3			SHAFT PACKAGE, Balance with Oil Pump
2	05189868AC	1							SPROCKET, Drive, Serviced With Oil Pump, (NOT SERVICED)
3	05189868AC	1							BOLT, BOLT, Serviced With Oil Pump, (NOT SERVICED)
4	04884739AA	1	J, T, U			ECN, ED3			CAP, Oil Filler
5	68029299AA	1	J, T, U			ECN, ED3			O RING, Oil Filler Cap
6	06508618AA	4	J, T, U			ECN, ED3			BOLT AND WASHER, Hex Flange Head Locking, M8x1.25x180.00, Balance Shaft Oil Pump Assembly To Cylinder Block, Mounting
7	04884902AB	1	J, T, U			ED3			CONNECTOR, Oil Filter
8	04884900AB	1	J, T, U			ECN, ED3			FILTER, Engine Oil
9	04884665AE	1	J, T, U			ECN, ED3			PAN, Oil
10	06509005AA	1	J, T, U			ECN, ED3			SCREW, Hex Flange Head
11	06508985AA	6	J, T, U			ED3			BOLT, Hex Flange Head, M8x1.25x104.00
12	04884758AB	1							CONNECTOR, Engine Oil Cooler
13	04884757AD	1							COOLER, Engine Oil
14	04884757AD	1							O RING, Engine Oil Level Tube, Serviced With Indicator Tube. O-Ring Part # 2661423500, (NOT SERVICED)
15	05183964AA	1	J, T, U			ECN, ED3			BOLT, Hex Flange Head, M6x1.00x10.90
16	04884733AC	1	J, T, U			ECN, ED3			TUBE, Engine Oil Indicator
17	04884688AD	1	J, T, U			ECN, ED3			INDICATOR, Engine Oil Level
18	06507741AA	1	J, T, U			ECN, ED3			PLUG, Oil Drain, [M14X1.50X21.50]
19	06508618AA	4	J, T, U			ECN, ED3			BOLT AND WASHER, Hex Flange Head Locking, M8x1.25x180.00
20	06508618AA	4							INJECTOR, Oil, (NOT SERVICED)
21	06508618AA	4							BOLT, [M6X12], (NOT SERVICED)

COMPASS/PATRIOT (MK)

SERIES	LINE
H = HIGHLINE	T = JEEP - 2WD
L = LOWLINE	J = JEEP - 4WD
P = PREMIUM	U = JEEP - 4WD (RHD)

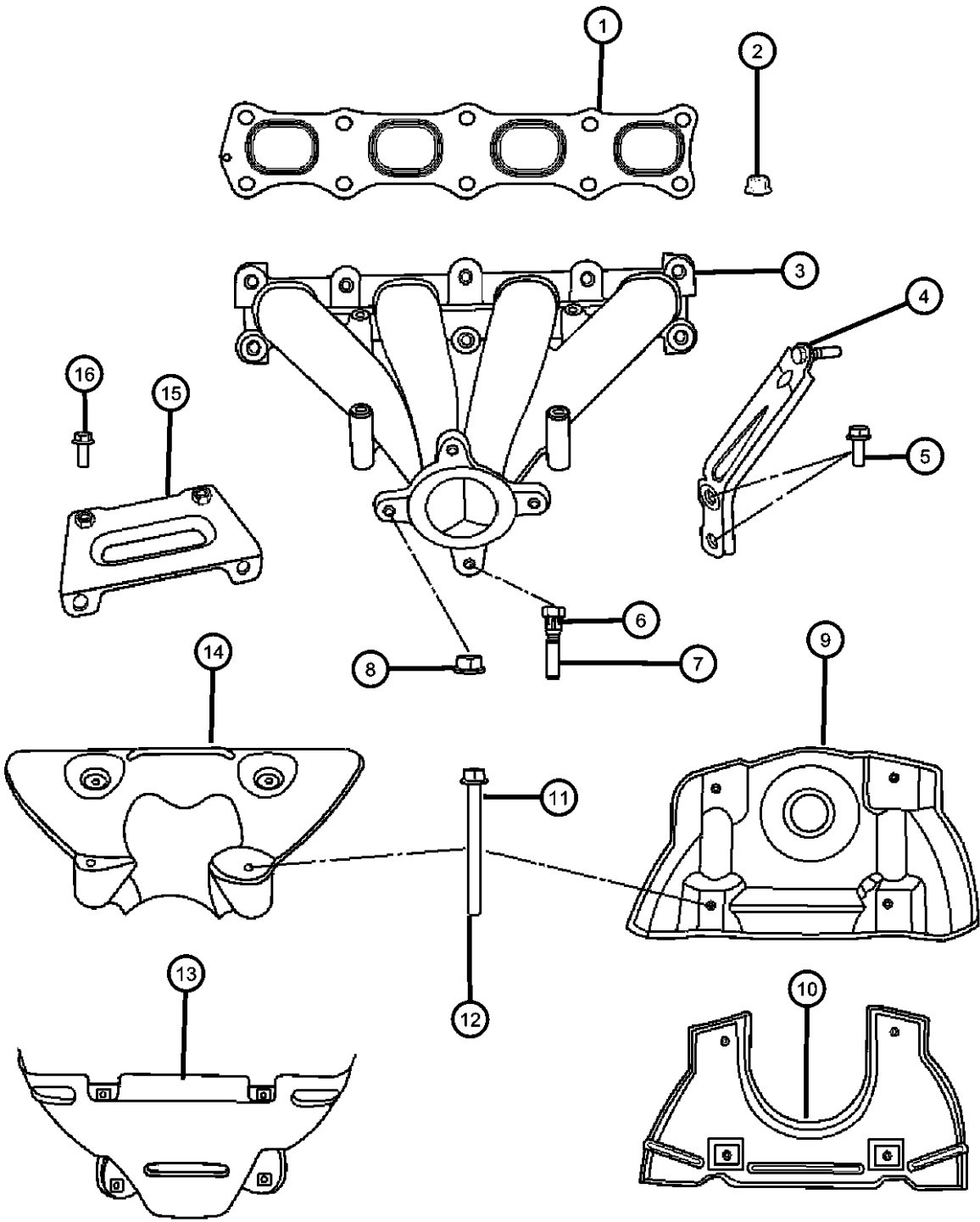
BODY
49 = HATCHBACK TYPE #2
74 = SPORT UTILITY 4-DR TYPE #4

ENGINE	TRANSMISSION
ECE = 2.0L 4 Cyl DOHC DPF Diesel Engine	DEF = 6-Speed Manual Aisin BG6 Trans
ED3 = 2.4L 4 Cyl DOHC 16V Dual VVT Engine	DD7 = 5-Speed Manual T355 Transmission
ECD = 2.0L 4 Cyl DOHC Diesel 16V Engine	DAV = Continuously Variable Transaxle II
ECN = 2.0L 4 Cyl DOHC 16V Dual VVT Engine	DAW = Cont.Var. w/Off-Rd Crawl Ratio Trans

AR = use ase required - = Non illustrated part

2008 MK

Exhaust Manifold And Heat Sheilds 2.4L [ED3]
Figure 009ED3-1005



ITEM	PART NUMBER	QTY	LINE	SERIES	BODY	ENGINE	TRANS	TRIM	DESCRIPTION
1	1555A185	1	J, T, U			ECN, ED3			GASKET, Exhaust Manifold
2	1022510003	2	J, T, U			ECN, ED3			NUT, Exhaust Manifold To Cylinder Head, Mounting
3	04693321AD	1	T						MANIFOLD, Exhaust
4	04693350AC	1	T						BRACKET, Exhaust ManifoldSupport
5	06104215AA	2	T						BOLT, Hex Flange Head, M10x1.50x25.00, Exhaust Manifold Bracket To Cylinder Block, Mounting
6	06508635AA	1	T						BOLT, M8X1.25X45.00, Exhaust Manifold To Front Exhaust Pipe, Mounting
7	06508185AA	6	T						BOLT, Hex Flange Head, M10x1.25x30.00, Exhaust Manifold To Cylinder Head, Mounting
8	06104716AA	4	T			ECN, ED3			NUT, Hex Flange Lock, M8X1.25, Exhaust Manifold To Front Exhaust Pipe, Mounting
9	04693326AC	1							SHIELD, Heat, AWD Only, Upper
10	04693327AC	1							SHIELD, Heat, AWD Only, Lower
11	06104191AA	4	J, T, U			ECN, ED3			BOLT, Hex Flange Head, M6x1.00x70.00, Heat Sheild To Exhaust Manifold, Mounting
12	06104191AA	4							BOLT, Hex Head, M8x1.25x16, [06501474], (NOT SERVICED)
13	04693349AB	1	T						SHIELD, Exhaust Manifold, FWD Only, Lower
14	04693348AB	1	T						SHIELD, Exhaust Manifold, FWD Only, Upper
15	04693351AC	1							BRACKET, Exhaust Manifold
16	06104215AA	2	T						BOLT, Hex Flange Head, M10x1.50x25.00, Exhaust Manifold Bracket To Engine Block, Mounting

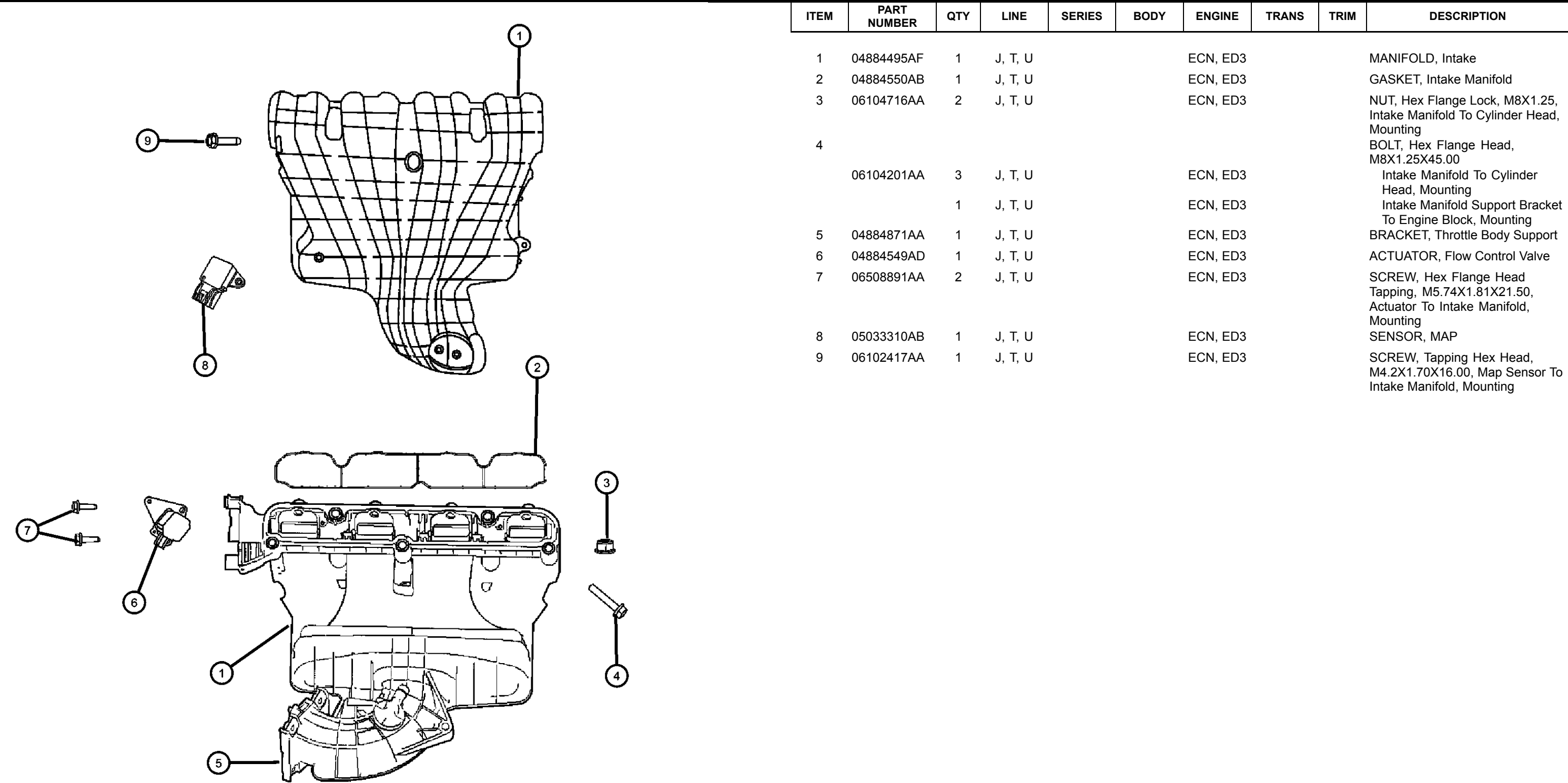
COMPASS/PATRIOT (MK)

SERIES	LINE	BODY	ENGINE	TRANSMISSION
H = HIGHLINE	T = JEEP - 2WD	49 = HATCHBACK TYPE #2	ECE = 2.0L 4 Cyl DOHC DPF Diesel Engine	DEF = 6-Speed Manual Aisin BG6 Trans
L = LOWLINE	J = JEEP - 4WD	74 = SPORT UTILITY 4-DR TYPE #4	ED3 = 2.4L 4 Cyl DOHC 16V Dual VVT Engine	DD7 = 5-Speed Manual T355 Transmission
P = PREMIUM	U = JEEP - 4WD (RHD)		ECD = 2.0L 4 Cyl DOHC Diesel 16V Engine	DAV = Continuously Variable Transaxle II
			ECN = 2.0L 4 Cyl DOHC 16V Dual VVT Engine	DAW = Cont.Var. w/Off-Rd Crawl Ratio Trans

AR = use ase required - = Non illustrated part

2008 MK

Intake Manifold 2.4L [ED3]
Figure 009ED3-1025



ITEM	PART NUMBER	QTY	LINE	SERIES	BODY	ENGINE	TRANS	TRIM	DESCRIPTION
1	04884495AF	1	J, T, U			ECN, ED3			MANIFOLD, Intake
2	04884550AB	1	J, T, U			ECN, ED3			GASKET, Intake Manifold
3	06104716AA	2	J, T, U			ECN, ED3			NUT, Hex Flange Lock, M8X1.25, Intake Manifold To Cylinder Head, Mounting
4	06104201AA	3	J, T, U			ECN, ED3			BOLT, Hex Flange Head, M8X1.25X45.00
		1	J, T, U			ECN, ED3			Intake Manifold To Cylinder Head, Mounting
						ECN, ED3			Intake Manifold Support Bracket To Engine Block, Mounting
5	04884871AA	1	J, T, U			ECN, ED3			BRACKET, Throttle Body Support
6	04884549AD	1	J, T, U			ECN, ED3			ACTUATOR, Flow Control Valve
7	06508891AA	2	J, T, U			ECN, ED3			SCREW, Hex Flange Head Tapping, M5.74X1.81X21.50, Actuator To Intake Manifold, Mounting
8	05033310AB	1	J, T, U			ECN, ED3			SENSOR, MAP
9	06102417AA	1	J, T, U			ECN, ED3			SCREW, Tapping Hex Head, M4.2X1.70X16.00, Map Sensor To Intake Manifold, Mounting

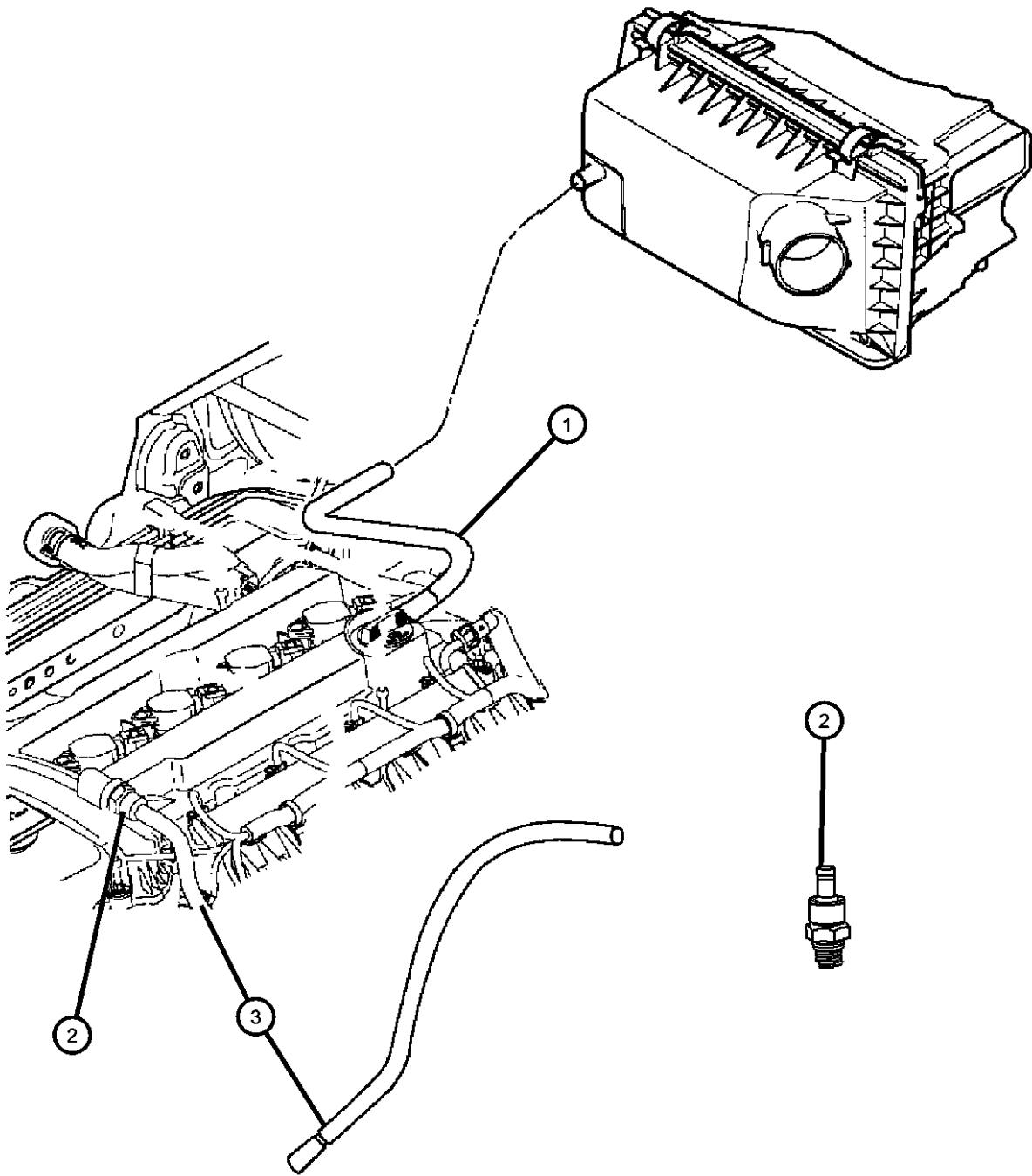
COMPASS/PATRIOT (MK)					
SERIES	LINE	BODY	ENGINE	TRANSMISSION	
H = HIGHLINE	T = JEEP - 2WD	49 = HATCHBACK TYPE #2	ECE = 2.0L 4 Cyl DOHC DPF Diesel Engine	DEF = 6-Speed Manual Aisin BG6 Trans	
L = LOWLINE	J = JEEP - 4WD	74 = SPORT UTILITY 4-DR	ED3 = 2.4L 4 Cyl DOHC 16V Dual VVT Engine	DD7 = 5-Speed Manual T355 Transmission	
P = PREMIUM	U = JEEP - 4WD (RHD)	TYPE #4	ECD = 2.0L 4 Cyl DOHC Diesel 16V Engine	DAV = Continuously Variable Transaxle II	
			ECN = 2.0L 4 Cyl DOHC 16V Dual VVT Engine	DAW = Cont.Var. w/Off-Rd Crawl Ratio Trans	

Crankcase Ventilation 2.4L [ED3]
Figure 009ED3-1105

ITEM	PART NUMBER	QTY	LINE	SERIES	BODY	ENGINE	TRANS	TRIM	DESCRIPTION
------	-------------	-----	------	--------	------	--------	-------	------	-------------

NOTE:
Sales Codes:
[DAV] = Continuously Variable Transmission
[DEF] = 6-Speed Manual Aisian BG6 Transmission
[DE0] = All 6-Speed Manual Transmissions
[DD0] = All 5-Speed Manual Transmissions
[DD7] = 5-Speed Manual T355 Transmission
[ECD] = 2.0L 4 C

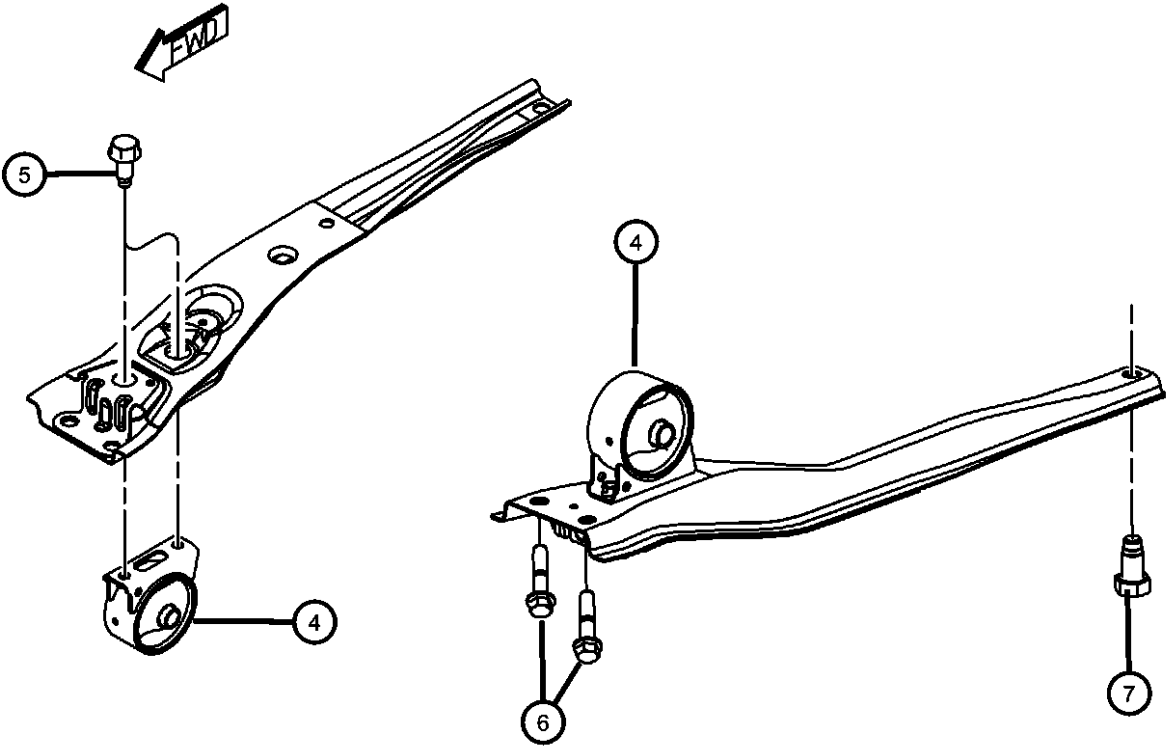
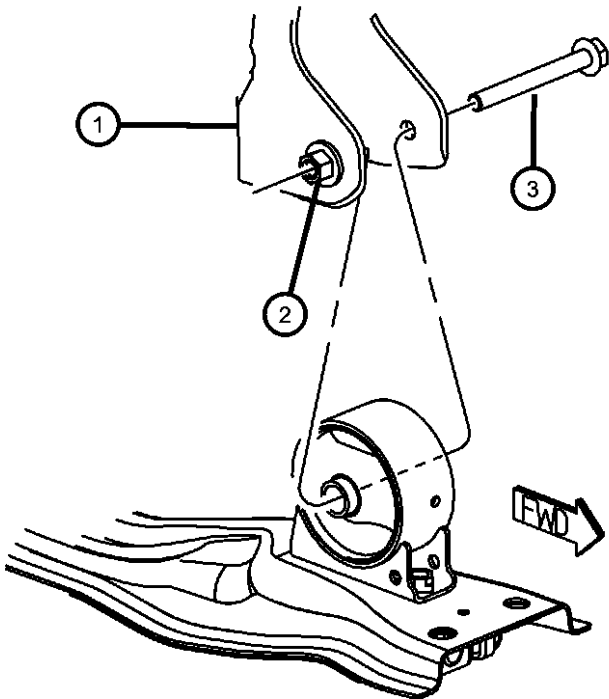
1	05047000AA	1	J, T, U			ECN, ED3			HOSE, Make Up Air
2	05047002AA	1	J, T, U			ECN, ED3			VALVE, PCV
3	05047034AA	1	J, T, U			ECN, ED3			HOSE, Crankcase Vent



COMPASS/PATRIOT (MK)				
SERIES	LINE	BODY	ENGINE	TRANSMISSION
H = HIGHLINE	T = JEEP - 2WD	49 = HATCHBACK TYPE #2	ECE = 2.0L 4 Cyl DOHC DPF Diesel Engine	DEF = 6-Speed Manual Aisin BG6 Trans
L = LOWLINE	J = JEEP - 4WD	74 = SPORT UTILITY 4-DR	ED3 = 2.4L 4 Cyl DOHC 16V Dual VVT Engine	DD7 = 5-Speed Manual T355 Transmission
P = PREMIUM	U = JEEP - 4WD (RHD)	TYPE #4	ECD = 2.0L 4 Cyl DOHC Diesel 16V Engine	DAV = Continuously Variable Transaxle II
			ECN = 2.0L 4 Cyl DOHC 16V Dual VVT Engine	DAW = Cont.Var. w/Off-Rd Crawl Ratio Trans

AR = use ase required - = Non illustrated part

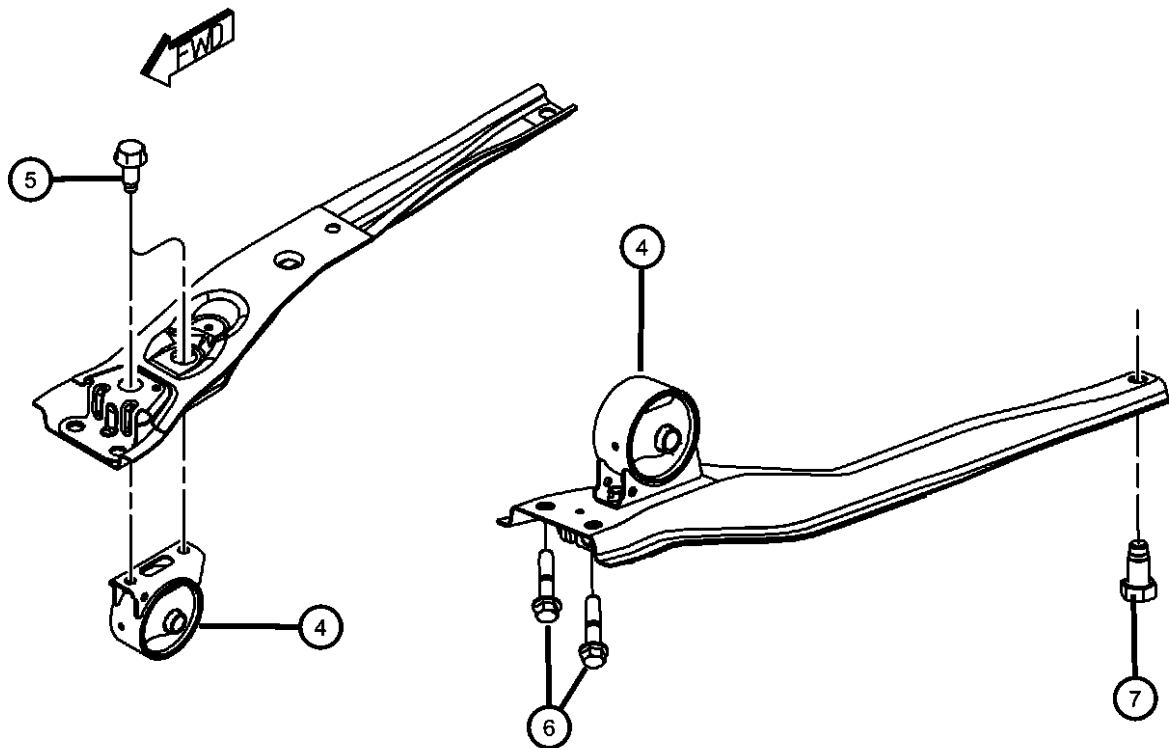
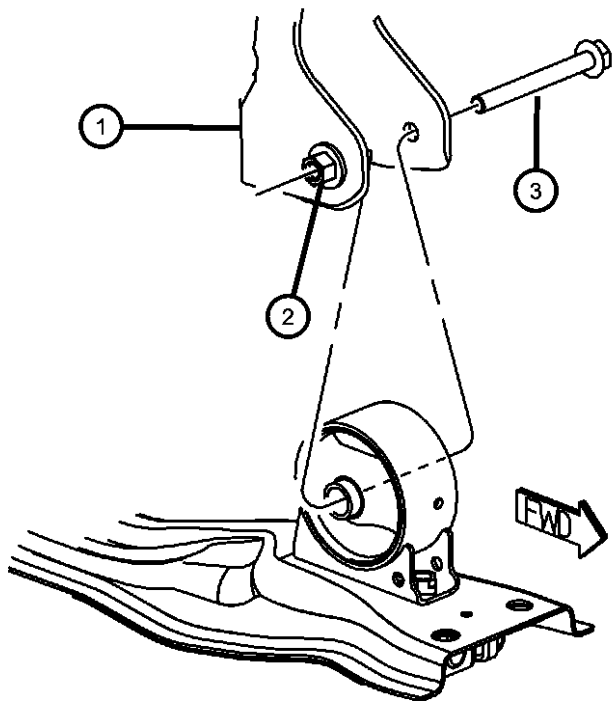
Engine Mounting Front FWD 2.4L [ED3]
Figure 009ED3-1205



ITEM	PART NUMBER	QTY	LINE	SERIES	BODY	ENGINE	TRANS	TRIM	DESCRIPTION
1	05105596AB	1	J, T, U			ECN, ED3			BRACKET, Engine MountFront
2	05105596AB	1							WELD NUT, Serviced With Bracket, (NOT SERVICED)
3	06105074AA	1	J, T, U						BOLT, Hex Flange Head, M10X1.50X100.00, Front Mount To Bracket, Mounting
4	05105493AB	1	J, T, U				DD7, DEF		INSULATOR Front
	05105494AB	1	J, T, U				DAV, DAW		
5	06105062AA	2	J, T, U						BOLT, Hex Flange Head, M10x1.50x25.00, Front Mount To Crossmember, Mounting
6	06508511AA	2	J, T, U						BOLT, Hex Flange Head, M12X1.25X55.00, To Radiator Cross Member, Mounting
7	06105075AA	1	J, T, U						BOLT, Hex Flange Head, M12x1.50x25.00, To Suspension Cross Member, Mounting

COMPASS/PATRIOT (MK)				
SERIES	LINE	BODY	ENGINE	TRANSMISSION
H = HIGHLINE	T = JEEP - 2WD	49 = HATCHBACK TYPE #2	ECE = 2.0L 4 Cyl DOHC DPF Diesel Engine	DEF = 6-Speed Manual Aisin BG6 Trans
L = LOWLINE	J = JEEP - 4WD	74 = SPORT UTILITY 4-DR TYPE #4	ED3 = 2.4L 4 Cyl DOHC 16V Dual VVT Engine	DD7 = 5-Speed Manual T355 Transmission
P = PREMIUM	U = JEEP - 4WD (RHD)		ECD = 2.0L 4 Cyl DOHC Diesel 16V Engine	DAV = Continuously Variable Transaxle II
			ECN = 2.0L 4 Cyl DOHC 16V Dual VVT Engine	DAW = Cont.Var. w/Off-Rd Crawl Ratio Trans

Engine Mounting Front AWD/4WD 2.4L [ED3]
Figure 009ED3-1215

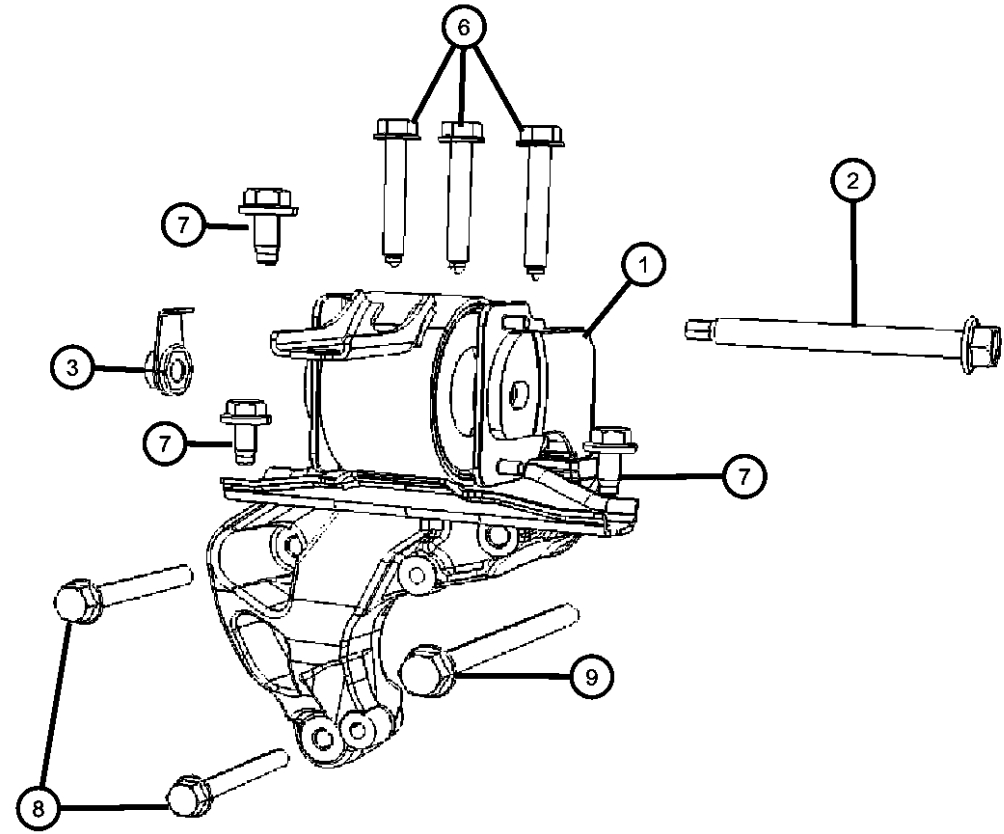
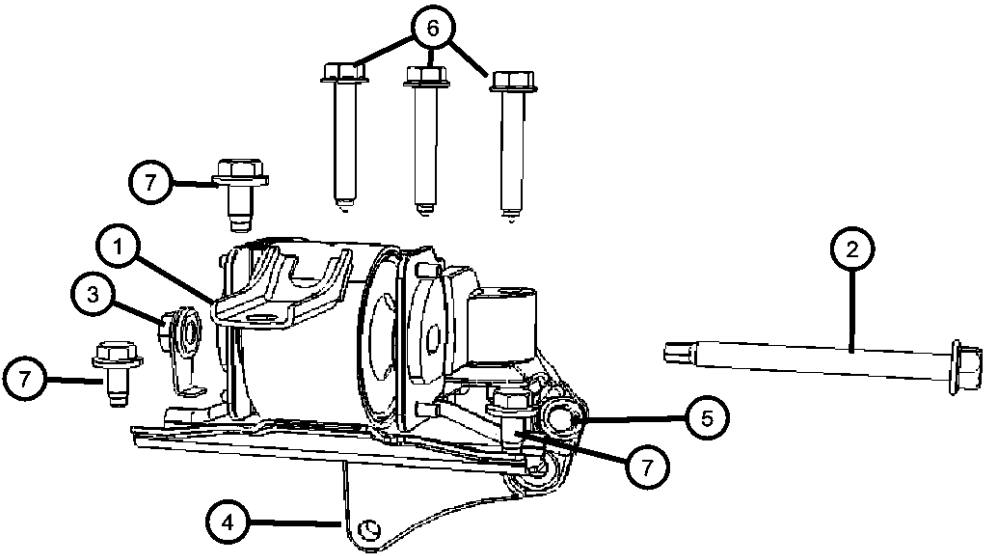


ITEM	PART NUMBER	QTY	LINE	SERIES	BODY	ENGINE	TRANS	TRIM	DESCRIPTION
1	05105596AB	1	J, T, U			ECN, ED3			BRACKET, Engine MountFront
2	05105596AB	1							WELD NUT, Serviced With Bracket, (NOT SERVICED)
3	06105074AA	1	J, T, U						BOLT, Hex Flange Head, M10X1.50X100.00, Front Mount To Bracket, Mounting
4									INSULATOR
	05105493AB	1	J, T, U				DD7, DEF		Front
	05105494AB	1	J, T, U				DAV, DAW		
5	06105062AA	2	J, T, U						BOLT, Hex Flange Head, M10x1.50x25.00, Front Mount To Crossmember, Mounting
6	06508511AA	2	J, T, U						BOLT, Hex Flange Head, M12X1.25X55.00, To Radiator Cross Member, Mounting
7	06105075AA	1	J, T, U						BOLT, Hex Flange Head, M12x1.50x25.00, To Suspension Cross Member, Mounting

COMPASS/PATRIOT (MK)		BODY		ENGINE	TRANSMISSION
SERIES	LINE				
H = HIGHLINE	T = JEEP - 2WD	49 = HATCHBACK TYPE #2	ECE = 2.0L 4 Cyl DOHC DPF Diesel Engine	DEF = 6-Speed Manual Aisin BG6 Trans	
L = LOWLINE	J = JEEP - 4WD	74 = SPORT UTILITY 4-DR TYPE #4	ED3 = 2.4L 4 Cyl DOHC 16V Dual VVT Engine	DD7 = 5-Speed Manual T355 Transmission	
P = PREMIUM	U = JEEP - 4WD (RHD)		ECD = 2.0L 4 Cyl DOHC Diesel 16V Engine	DAV = Continuously Variable Transaxle II	
			ECN = 2.0L 4 Cyl DOHC 16V Dual VVT Engine	DAW = Cont.Var. w/Off-Rd Crawl Ratio Trans	

AR = use ase required - = Non illustrated part

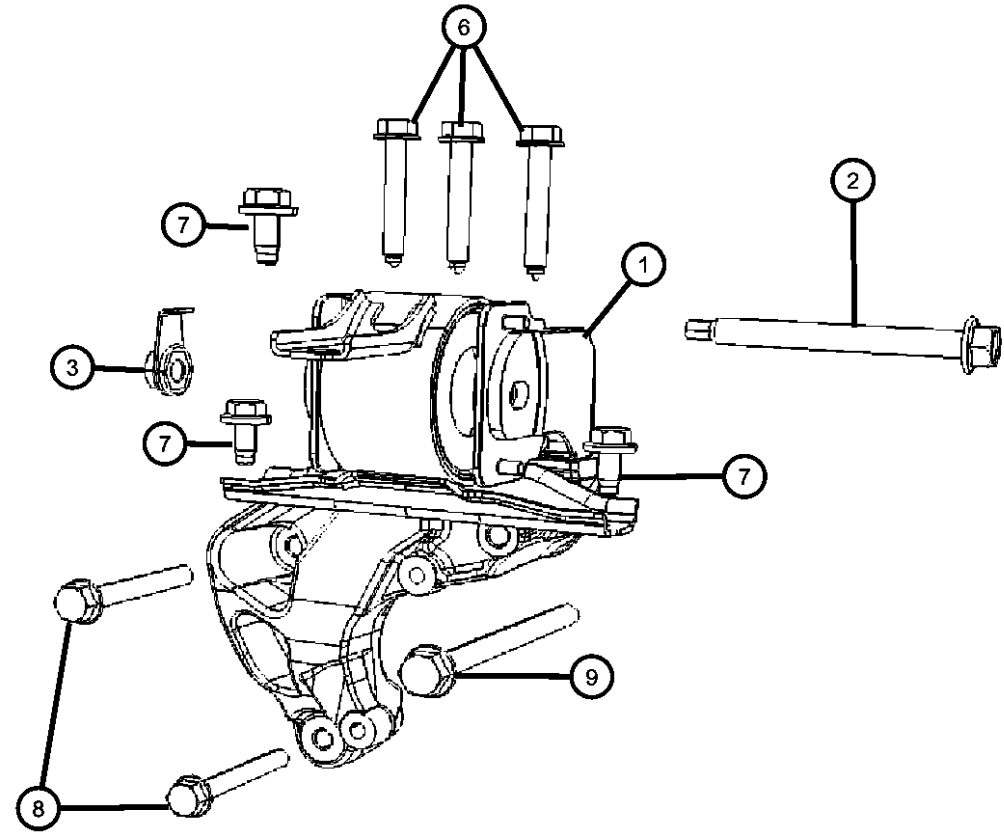
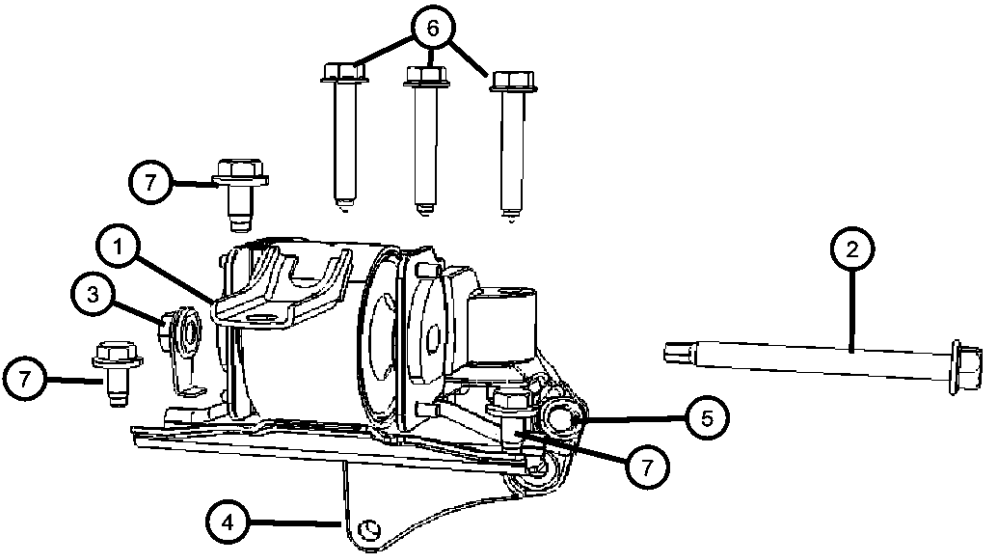
Engine Mounting Right Side FWD 2.4L [ED3]
Figure 009ED3-1225



ITEM	PART NUMBER	QTY	LINE	SERIES	BODY	ENGINE	TRANS	TRIM	DESCRIPTION
1	05105489AD	1	J, T, U			ECN, ED3			INSULATOR, Engine Mount, Includes Items 3 and 4, Right
2	06508529AA	1	J, T, U			ECN, ED3			BOLT, Hex Flange Head, M12X1.50X121.00, Engine Mount Bracket to Insulator, Mounting
3	06508684AA	1	J, T, U			ECN, ED3			NUT, Hex Flange, M12X1.50, Engine Mount Bracket to Insulator, Mounting
4	68004188AA	1	J, T, U			ECN, ED3			BRACKET PACKAGE, Engine Mount
5	06500584	1	J, T, U			ECN, ED3			BOLT
6	06508235AA	3	J, T, U						BOLT, Hex Flange Head, M10X1.25X65.00, Engine Support Bracket to Power Steering Bracket, Mounting
7	06104412AA	3	J, T, U						BOLT AND CONED WASHER, Hex Head, M10X1.5X25.00
8	06104225AA	2	J, T, U			ECD, ECE			BOLT, Hex Flange Head, M10X1.50X80.00
9	06104230AA	1	J, T, U			ECD, ECE			BOLT, Hex Flange Head, M10X1.50X130.00

COMPASS/PATRIOT (MK)		BODY		ENGINE	TRANSMISSION
SERIES	LINE				
H = HIGHLINE	T = JEEP - 2WD	49 = HATCHBACK TYPE #2		ECE = 2.0L 4 Cyl DOHC DPF Diesel Engine	DEF = 6-Speed Manual Aisin BG6 Trans
L = LOWLINE	J = JEEP - 4WD	74 = SPORT UTILITY 4-DR TYPE #4		ED3 = 2.4L 4 Cyl DOHC 16V Dual VVT Engine	DD7 = 5-Speed Manual T355 Transmission
P = PREMIUM	U = JEEP - 4WD (RHD)			ECD = 2.0L 4 Cyl DOHC Diesel 16V Engine	DAV = Continuously Variable Transaxle II
				ECN = 2.0L 4 Cyl DOHC 16V Dual VVT Engine	DAW = Cont.Var. w/Off-Rd Crawl Ratio Trans

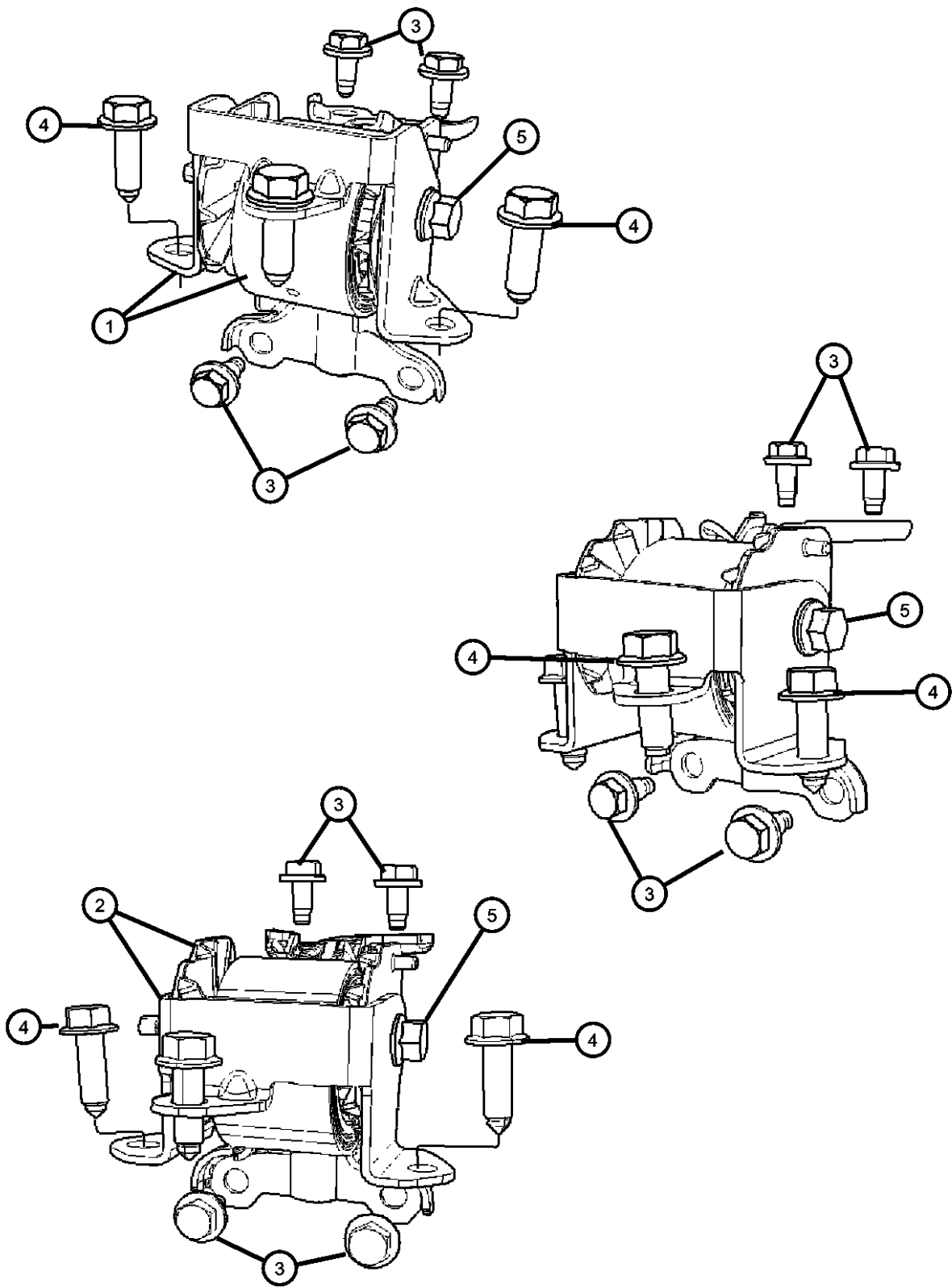
Engine Mounting Right Side AWD/4WD 2.4L [ED3]
Figure 009ED3-1235



ITEM	PART NUMBER	QTY	LINE	SERIES	BODY	ENGINE	TRANS	TRIM	DESCRIPTION
1	05105489AD	1	J, T, U			ECN, ED3			INSULATOR, Engine Mount, Includes Items 3 and 4, Right
2	06508529AA	1	J, T, U			ECN, ED3			BOLT, Hex Flange Head, M12X1.50X121.00, Engine Mount Bracket to Insulator, Mounting
3	06508684AA	1	J, T, U			ECN, ED3			NUT, Hex Flange, M12X1.50, Engine Mount Bracket to Insulator, Mounting
4	68004188AA	1	J, T, U			ECN, ED3			BRACKET PACKAGE, Engine Mount
5	06500584	1	J, T, U			ECN, ED3			BOLT
6	06508235AA	3	J, T, U						BOLT, Hex Flange Head, M10X1.25X65.00, Engine Support Bracket to Power Steering Bracket, Mounting
7	06104412AA	3	J, T, U						BOLT AND CONED WASHER, Hex Head, M10X1.5X25.00
8	06104225AA	2	J, T, U			ECD, ECE			BOLT, Hex Flange Head, M10X1.50X80.00
9	06104230AA	1	J, T, U			ECD, ECE			BOLT, Hex Flange Head, M10X1.50X130.00

COMPASS/PATRIOT (MK)		BODY		ENGINE	TRANSMISSION
SERIES	LINE				
H = HIGHLINE	T = JEEP - 2WD	49 = HATCHBACK TYPE #2	ECE = 2.0L 4 Cyl DOHC DPF Diesel Engine	DEF = 6-Speed Manual Aisin BG6 Trans	
L = LOWLINE	J = JEEP - 4WD	74 = SPORT UTILITY 4-DR TYPE #4	ED3 = 2.4L 4 Cyl DOHC 16V Dual VVT Engine	DD7 = 5-Speed Manual T355 Transmission	
P = PREMIUM	U = JEEP - 4WD (RHD)		ECD = 2.0L 4 Cyl DOHC Diesel 16V Engine	DAV = Continuously Variable Transaxle II	
			ECN = 2.0L 4 Cyl DOHC 16V Dual VVT Engine	DAW = Cont.Var. w/Off-Rd Crawl Ratio Trans	

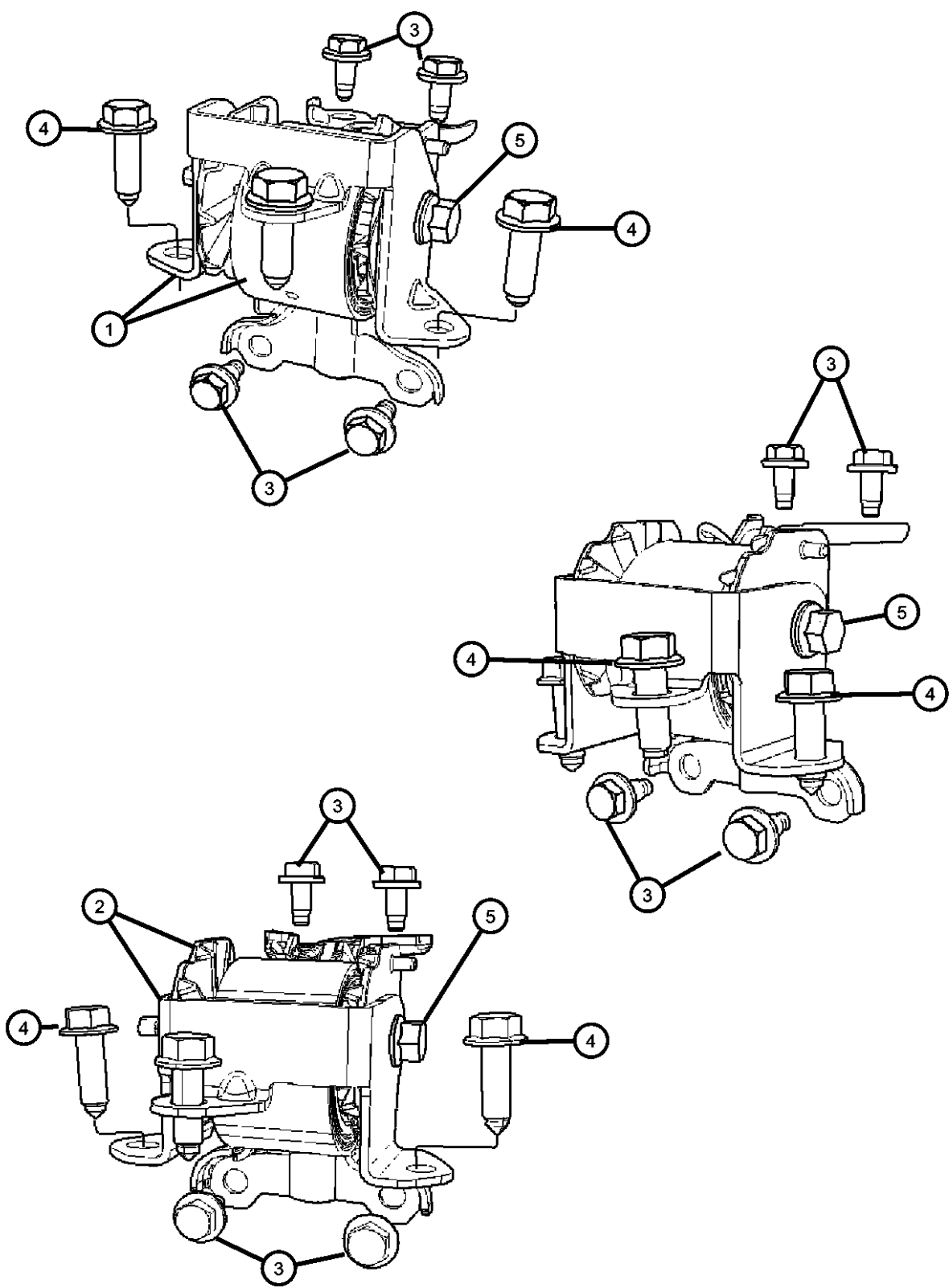
Engine Mounting Left Side FWD 2.4L [ED3]
Figure 009ED3-1245



ITEM	PART NUMBER	QTY	LINE	SERIES	BODY	ENGINE	TRANS	TRIM	DESCRIPTION
1	05105489AD	1	J, T, U			ECN, ED3			INSULATOR, Engine Mount
	05105667AD	1	J, T, U				DAV, DAW		
	05105669AE	1	J, T, U				DD7		
2	05105671AD	1	J, T, U				DEF		SUPPORT, Engine Mount
3	06104412AA	4	J, T, U						BOLT AND CONED WASHER, Hex Head, M10X1.5X25.00, Left Mount To Frame Rail, Mounting
4	06508530AA	3	J, T, U						BOLT, Hex Flange Head, M12X1.25X40.00
5	06508530AA	3							BOLT, Serviced With Mount, (NOT SERVICED)

COMPASS/PATRIOT (MK)		BODY	ENGINE	TRANSMISSION
SERIES	LINE			
H = HIGHLINE	T = JEEP - 2WD	49 = HATCHBACK TYPE #2	ECE = 2.0L 4 Cyl DOHC DPF Diesel Engine	DEF = 6-Speed Manual Aisin BG6 Trans
L = LOWLINE	J = JEEP - 4WD	74 = SPORT UTILITY 4-DR TYPE #4	ED3 = 2.4L 4 Cyl DOHC 16V Dual VVT Engine	DD7 = 5-Speed Manual T355 Transmission
P = PREMIUM	U = JEEP - 4WD (RHD)		ECD = 2.0L 4 Cyl DOHC Diesel 16V Engine	DAV = Continuously Variable Transaxle II
			ECN = 2.0L 4 Cyl DOHC 16V Dual VVT Engine	DAW = Cont.Var. w/Off-Rd Crawl Ratio Trans

Engine Mounting Left Side AWD/4WD 2.4L [ED3]
Figure 009ED3-1255




ITEM	PART NUMBER	QTY	LINE	SERIES	BODY	ENGINE	TRANS	TRIM	DESCRIPTION
1	05105489AD	1	J, T, U			ECN, ED3			INSULATOR, Engine Mount
	05105667AD	1	J, T, U				DAV, DAW		
	05105669AE	1	J, T, U				DD7		
2	05105671AD	1	J, T, U				DEF		SUPPORT, Engine Mount
3	06104412AA	4	J, T, U						BOLT AND CONED WASHER, Hex Head, M10X1.5X25.00, Left Mount To Frame Rail, Mounting
4	06508530AA	3	J, T, U						BOLT, Hex Flange Head, M12X1.25X40.00
5	06508530AA	3							BOLT, Serviced With Mount, (NOT SERVICED)

COMPASS/PATRIOT (MK)		BODY	ENGINE	TRANSMISSION
SERIES	LINE			
H = HIGHLINE	T = JEEP - 2WD	49 = HATCHBACK TYPE #2	ECE = 2.0L 4 Cyl DOHC DPF Diesel Engine	DEF = 6-Speed Manual Aisin BG6 Trans
L = LOWLINE	J = JEEP - 4WD	74 = SPORT UTILITY 4-DR TYPE #4	ED3 = 2.4L 4 Cyl DOHC 16V Dual VVT Engine	DD7 = 5-Speed Manual T355 Transmission
P = PREMIUM	U = JEEP - 4WD (RHD)		ECD = 2.0L 4 Cyl DOHC Diesel 16V Engine	DAV = Continuously Variable Transaxle II
			ECN = 2.0L 4 Cyl DOHC 16V Dual VVT Engine	DAW = Cont.Var. w/Off-Rd Crawl Ratio Trans

AR = use ase required - = Non illustrated part

**Engine Mounting Rear FWD 2.4L [ED3]
Figure 009ED3-1265**



ITEM	PART NUMBER	QTY	LINE	SERIES	BODY	ENGINE	TRANS	TRIM	DESCRIPTION
1	05105511AE	1	T				DAV, DAW		SUPPORT
	68032586AA	1	T				DD7, DEF		
2	05105416AE	1	T			ECN, ED3			BRACKET, Torque Reaction
3	06105074AA	1	J, T, U						BOLT, Hex Flange Head, M10X1.50X100.00
4	05105409AE	1	J, U			ED3			BRACKET, Transmission Case Mounting
5									INSULATOR
	05105495AD	1	J, U				DD7, DEF		
	05105498AE	1	J, U				DAV, DAW		
6	05105511AE	1	T				DAV, DAW		SUPPORT
7	05105416AE	1	T			ECN, ED3			BRACKET, Torque Reaction
8	06105062AA	3	J, T, U						BOLT, Hex Flange Head, M10x1.50x25.00

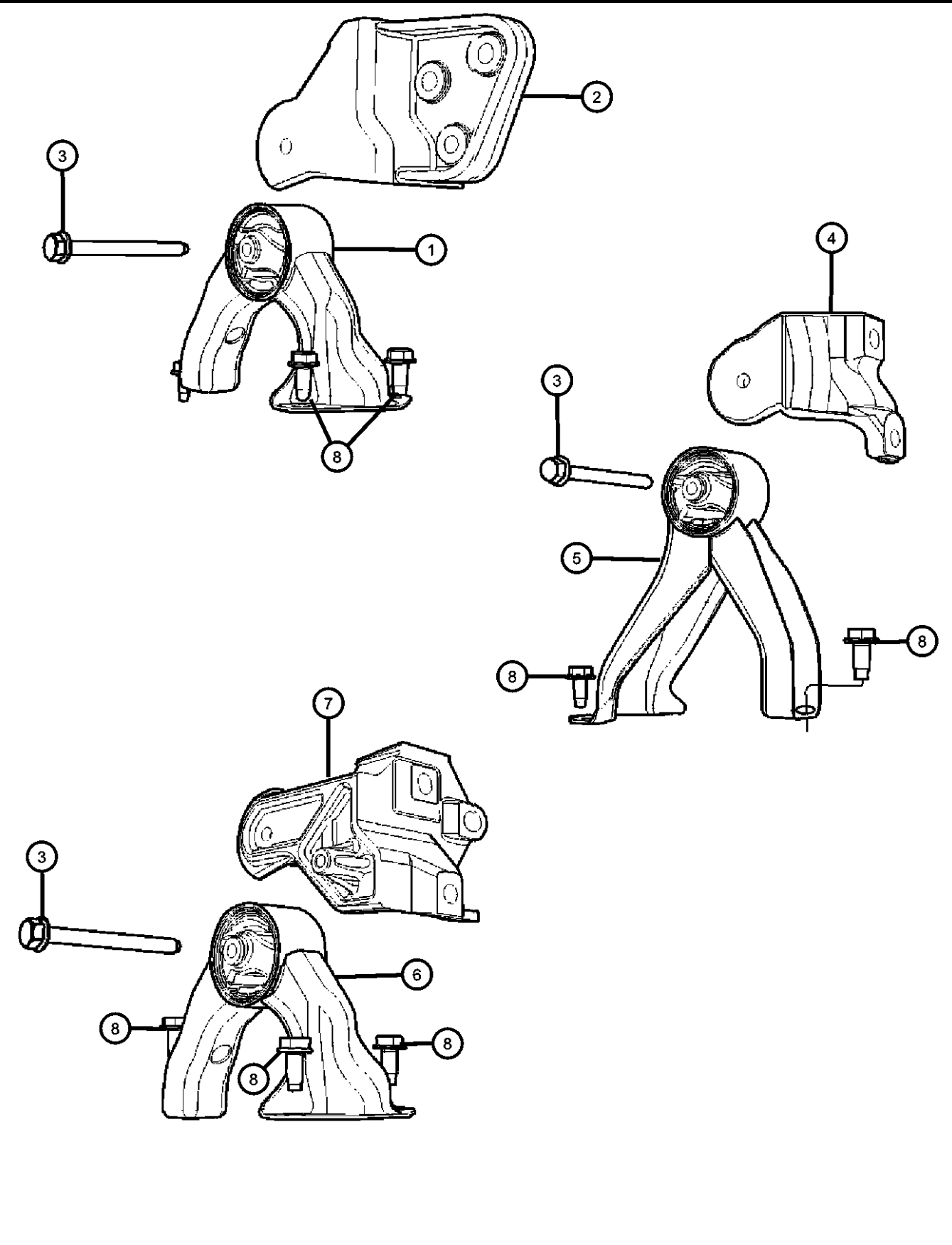
COMPASS/PATRIOT (MK)

SERIES	LINE	BODY	ENGINE	TRANSMISSION
H = HIGHLINE	T = JEEP - 2WD	49 = HATCHBACK TYPE #2	ECE = 2.0L 4 Cyl DOHC DPF Diesel Engine	DEF = 6-Speed Manual Aisin BG6 Trans
L = LOWLINE	J = JEEP - 4WD	74 = SPORT UTILITY 4-DR TYPE #4	ED3 = 2.4L 4 Cyl DOHC 16V Dual VVT Engine	DD7 = 5-Speed Manual T355 Transmission
P = PREMIUM	U = JEEP - 4WD (RHD)		ECD = 2.0L 4 Cyl DOHC Diesel 16V Engine	DAV = Continuously Variable Transaxle II
			ECN = 2.0L 4 Cyl DOHC 16V Dual VVT Engine	DAW = Cont.Var. w/Off-Rd Crawl Ratio Trans

AR = use ase required - = Non illustrated part

2008 MK

Engine Mounting Rear AWD/4WD 2.4L [ED3]
Figure 009ED3-1275

										ITEM	PART NUMBER	QTY	LINE	SERIES	BODY	ENGINE	TRANS	TRIM	DESCRIPTION
										1									SUPPORT
											05105511AE	1	T				DAV, DAW		
											68032586AA	1	T				DD7, DEF		
										2	05105416AE	1	T			ECN, ED3			BRACKET, Torque Reaction
										3	06105074AA	1	J, T, U						BOLT, Hex Flange Head, M10X1.50X100.00
										4	05105409AE	1	J, U			ED3			BRACKET, Transmission Case Mounting
										5									INSULATOR
											05105495AD	1	J, U				DD7, DEF		
											05105498AE	1	J, U				DAV, DAW		
										6	05105511AE	1	T				DAV, DAW		SUPPORT
										7	05105416AE	1	T			ECN, ED3			BRACKET, Torque Reaction
										8	06105062AA	3	J, T, U						BOLT, Hex Flange Head, M10x1.50x25.00
										COMPASS/PATRIOT (MK)									
										SERIES		LINE		BODY		ENGINE		TRANSMISSION	
										H = HIGHLINE		T = JEEP - 2WD		49 = HATCHBACK TYPE #2		ECE = 2.0L 4 Cyl DOHC DPF Diesel Engine		DEF = 6-Speed Manual Aisin BG6 Trans	
										L = LOWLINE		J = JEEP - 4WD		74 = SPORT UTILITY 4-DR TYPE #4		ED3 = 2.4L 4 Cyl DOHC 16V Dual VVT Engine		DD7 = 5-Speed Manual T355 Transmission	
										P = PREMIUM		U = JEEP - 4WD (RHD)				ECD = 2.0L 4 Cyl DOHC Diesel 16V Engine		DAV = Continuously Variable Transaxle II	
																ECN = 2.0L 4 Cyl DOHC 16V Dual VVT Engine		DAW = Cont.Var. w/Off-Rd Crawl Ratio Trans	

AR = use ase required - = Non illustrated part

2008 MK

Group - 10

Restraints

Group - 10 Restraints

Illustration Title	Group-Fig. No.
Air Bags	
Air Bag Modules, Impact Sensors and Clock Spring	Fig. 10 - 205
Air Bags Front	Fig. 10 - 210
Side Air Bags	Fig. 10 - 215
Seat Belts	
Seat Belts First Row	Fig. 10 - 305
Seat Belt Second Row	Fig. 10 - 310

010-200 Air Bags	010-300 Seat Belts		
----------------------------	------------------------------	--	--

Air Bag Modules, Impact Sensors and Clock Spring
Figure 10-205

ITEM	PART NUMBER	QTY	LINE	SERIES	BODY	ENGINE	TRANS	TRIM	DESCRIPTION
1									CLOCKSPRING, Steering Column Control Module
	68024159AC	1	J, T, U		49				
		1	J, T, U		74				
	68003216AE	1	J, T, U		49				Export
		1	J, T, U		74				Export
2									MODULE, Occupant Restraint
	04672609AF	1	J, T, U		49				[CG1,CJ4], Export
	04672610AD	1	J, T, U		49				[CG1] Mexico,
	04672611AC	1	J, T, U		74				[CG1,CJ4]
	04672612AC	1	J, T, U		74				[CG1,CJ4,CJ1]
	04672613AC	1	J, T, U		74				[CG1,CJ4,CJ1], Export
	04672614AC	1	J, T, U		74				[CG1] Mexico
	04896615AC	1	J, T, U		74				[CG1,CJ4], Export
	04896619AC	1	J, T, U		49				[CG1,CJ4,CJ1], Export
	04896623AC	1	J, T, U		49				[CG1,CJ4]
	04896624AC	1	J, T, U		49				[CG1,CJ4,CJ1]
3									SENSOR, Impact
	04896061AA	2	J, T, U		49				Front
		2	J, T, U		74				Front
4	05084008AA	2	J, T		49, 74			*AL	SENSOR, Seat Position
5									SENSOR, Impact
	04896065AA	2	J, T, U		49				Side
		2	J, T, U		74				Side
-6									NUT, Hex
	05097674AA	3	J, T, U		49				AIRBAG MODULE TO CENTER TUNNEL
		3	J, T, U		74				AIRBAG MODULE TO CENTER TUNNEL

COMPASS/PATRIOT (MK)		BODY		ENGINE	TRANSMISSION
SERIES	LINE				
H = HIGHLINE	T = JEEP - 2WD	49 = HATCHBACK TYPE #2		ECE = 2.0L 4 Cyl DOHC DPF Diesel Engine	DEF = 6-Speed Manual Aisin BG6 Trans
L = LOWLINE	J = JEEP - 4WD	74 = SPORT UTILITY 4-DR TYPE #4		ED3 = 2.4L 4 Cyl DOHC 16V Dual VVT Engine	DD7 = 5-Speed Manual T355 Transmission
P = PREMIUM	U = JEEP - 4WD (RHD)			ECD = 2.0L 4 Cyl DOHC Diesel 16V Engine	DAV = Continuously Variable Transaxle II
				ECN = 2.0L 4 Cyl DOHC 16V Dual VVT Engine	DAW = Cont.Var. w/Off-Rd Crawl Ratio Trans

AR = use ase required - = Non illustrated part

2008 MK

Air Bags Front Figure 10-210

ITEM	PART NUMBER	QTY	LINE	SERIES	BODY	ENGINE	TRANS	TRIM	DESCRIPTION
------	----------------	-----	------	--------	------	--------	-------	------	-------------

NOTE:

Sales Codes:

[EBA]=1.8L 4 CYL DOHC 16V DUAL VVT ENGINE

[ECN]=2.0L 4 CYL DOHC 16V DUAL VVT ENGINE

[ED3]=2.4L 4 CYL DOHC 16V DUAL VVT ENGINE

[ECD]=2.0L 4 CYL DOHC Diesel 16V Engine

1

AIR BAG, Driver

1BL23XDVAC	1	J, T, U	49	*O0	[CGJ] [DA]
	1	J, T, U	74	*O0	[CGJ] [DA]
	1	J, T, U	49	*O0	[CGJ] [DV]
0YD59DK7AD	1	J, T, U	49	*O0	[CG1] [KA]
	1	J, T, U	74	*O0	[CG1] [KA]
0YD59XDVAD	1	J, T, U	49	*O0	[CG1] [DA]
	1	J, T, U	74	*O0	[CG1] [DA]
	1	J, T, U	49	*O0	[CG1] [DV]
	1	J, T, U	74	*O0	[CG1] [DV]
1BL23DK7AC	1	J, T, U	49	*O0	[CGJ] [KA]
	1	J, T, U	74	*O0	[CGJ] [KA]
	1	J, T, U	74	*O0	[CGJ] [DV]

2

AIR BAG, Passenger

04664345AE	1	J, T, U	74		[CG1], Export
	1	J, T, U	49		[CG1], Export
05108018AA	1	J, T, U	74		[CG1]
05108037AA	1	J, T, U	49		[CG1]

3

COVER, Air Bag Module

0YF36DK7AB	1	J, T	49	*O0	[CG1] [KA]
	1	J, T	74	*O0	[CG1] [KA]
0YF36XDVAB	1	J, T	49	*O0	[CG1] [DV]
	1	J, T	74	*O0	[CG1] [DV]

4

AIR BAG, Driver, Air Bag Delete

1BL23DK7AC	1	J, T, U	49	*O0	[KA]
	1	J, T, U	74	*O0	[KA]
1BL23XDVAC	1	J, T, U	49	*O0	[DA]
	1	T, U, J	74	*O0	[DA]

COMPASS/PATRIOT (MK)

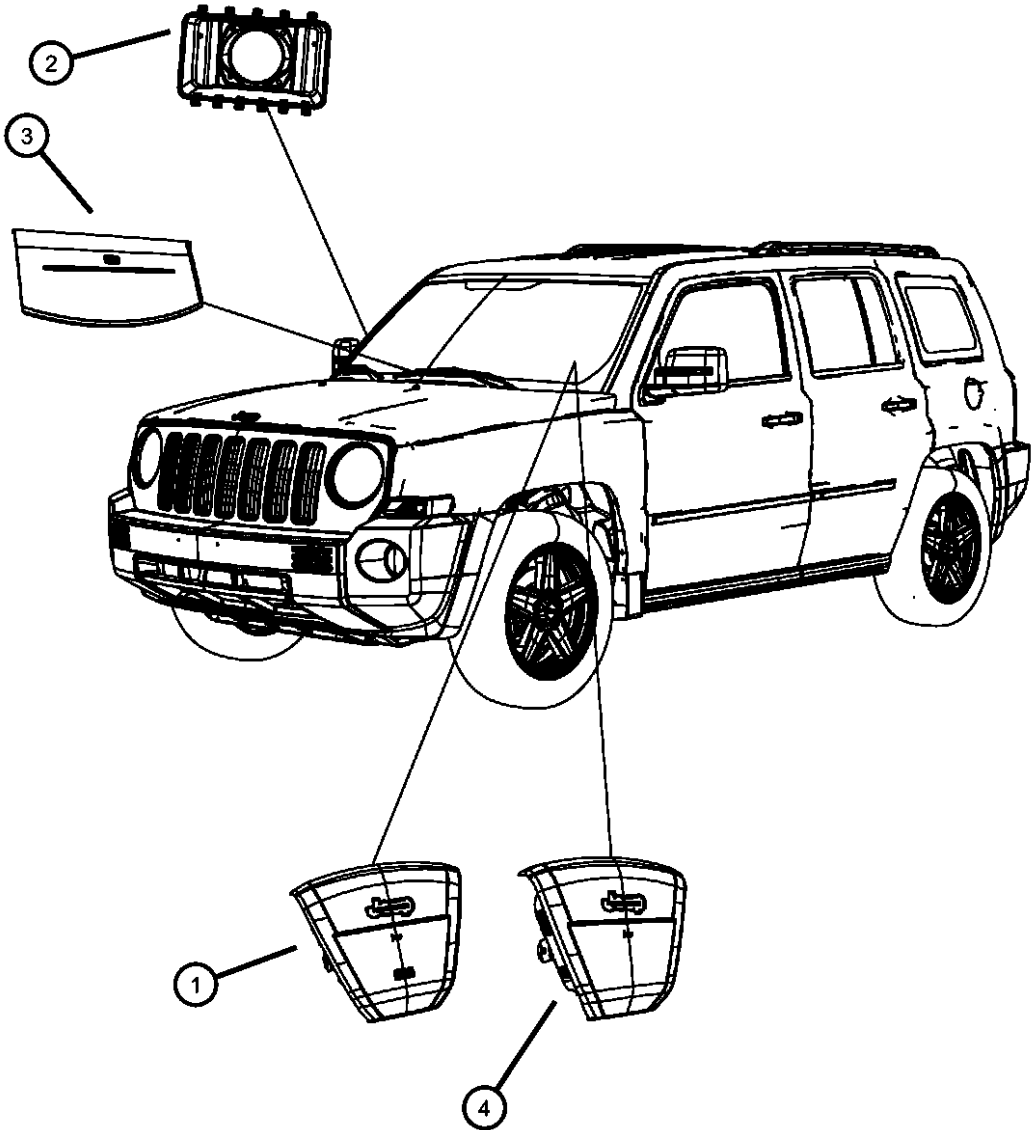
SERIES	LINE	BODY	ENGINE	TRANSMISSION
H = HIGHLINE	T = JEEP - 2WD	49 = HATCHBACK TYPE #2	ECE = 2.0L 4 Cyl DOHC DPF Diesel Engine	DEF = 6-Speed Manual Aisin BG6 Trans
L = LOWLINE	J = JEEP - 4WD	74 = SPORT UTILITY 4-DR TYPE #4	ED3 = 2.4L 4 Cyl DOHC 16V Dual VVT Engine	DD7 = 5-Speed Manual T355 Transmission
P = PREMIUM	U = JEEP - 4WD (RHD)		ECD = 2.0L 4 Cyl DOHC Diesel 16V Engine	DAV = Continuously Variable Transaxle II
			ECN = 2.0L 4 Cyl DOHC 16V Dual VVT Engine	DAW = Cont.Var. w/Off-Rd Crawl Ratio Trans

AR = use ase required - = Non illustrated part

2008 MK

Air Bags Front
Figure 10-210

ITEM	PART NUMBER	QTY	LINE	SERIES	BODY	ENGINE	TRANS	TRIM	DESCRIPTION
		1	J, T, U		49			*O0	[DV]
		1	J, T, U		74			*O0	[DV]
-5									BOLT, Hex Flange Head, [M6X1.00X20.00]
	06105037AA	2	J, T, U		49				Air Bag to Steering Wheel
		2	J, T, U		74				Air Bag to Steering Wheel




COMPASS/PATRIOT (MK)				
SERIES	LINE	BODY	ENGINE	TRANSMISSION
H = HIGHLINE	T = JEEP - 2WD	49 = HATCHBACK TYPE #2	ECE = 2.0L 4 Cyl DOHC DPF Diesel Engine	DEF = 6-Speed Manual Aisin BG6 Trans
L = LOWLINE	J = JEEP - 4WD	74 = SPORT UTILITY 4-DR TYPE #4	ED3 = 2.4L 4 Cyl DOHC 16V Dual VVT Engine	DD7 = 5-Speed Manual T355 Transmission
P = PREMIUM	U = JEEP - 4WD (RHD)		ECD = 2.0L 4 Cyl DOHC Diesel 16V Engine	DAV = Continuously Variable Transaxle II
			ECN = 2.0L 4 Cyl DOHC 16V Dual VVT Engine	DAW = Cont.Var. w/Off-Rd Crawl Ratio Trans

AR = use ase required - = Non illustrated part

Side Air Bags
Figure 10-215

ITEM	PART NUMBER	QTY	LINE	SERIES	BODY	ENGINE	TRANS	TRIM	DESCRIPTION
------	----------------	-----	------	--------	------	--------	-------	------	-------------

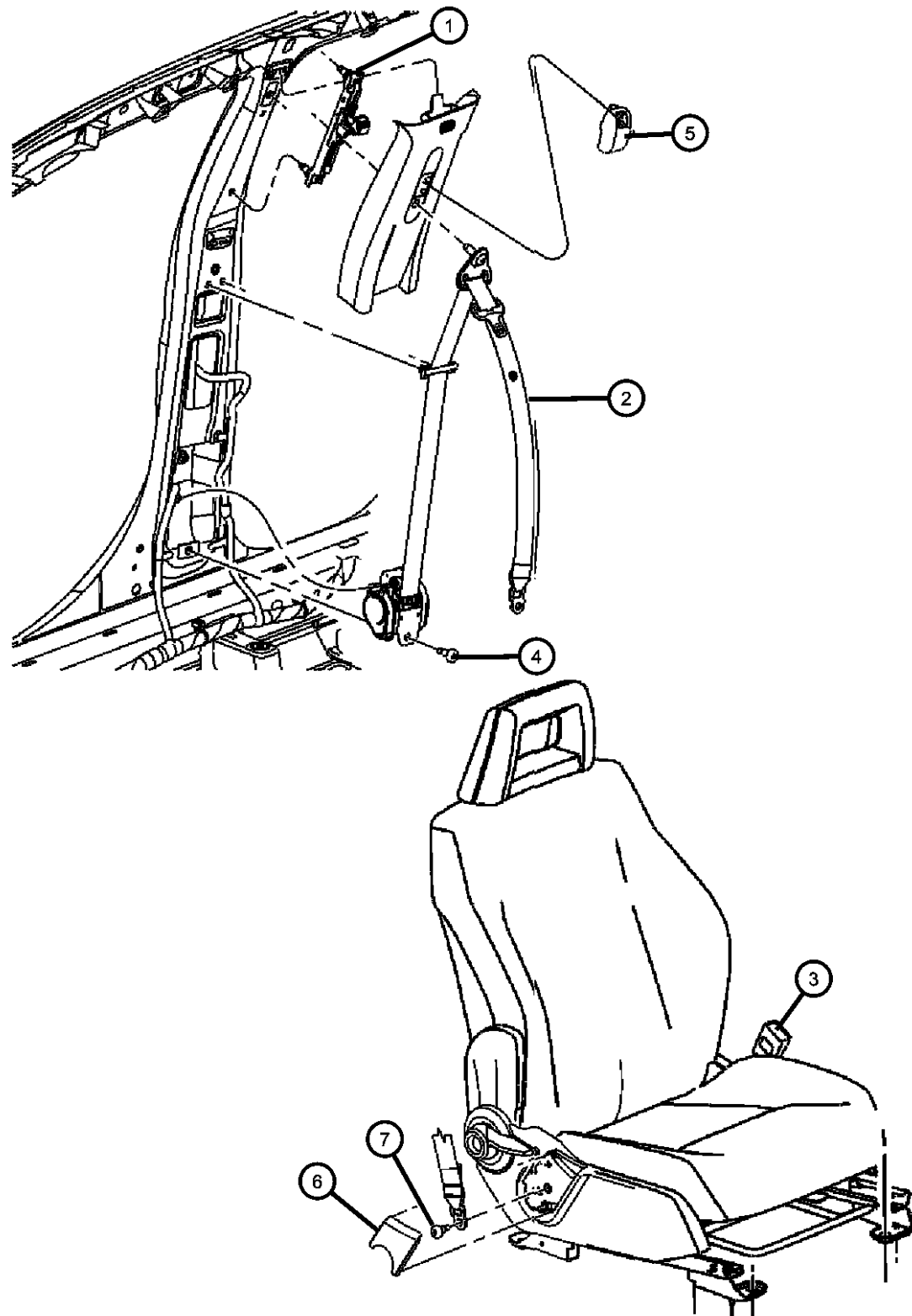
NOTE:
Sales Codes:
[EBA]=1.8L 4 CYL DOHC 16V DUAL VVT ENGINE
[ECN]=2.0L 4 CYL DOHC 16V DUAL VVT ENGINE
[ED3]=2.4L 4 CYL DOHC 16V DUAL VVT ENGINE
[ECD]=2.0L 4 CYL DOHC Diesel 16V Engine



1									AIR BAG, Side Curtain
	55351258AB	1	J, T, U		74				Right
	55351259AB	1	J, T, U		74				Left
	55351290AE	1	J, T, U		49				Right
	55351291AE	1	J, T, U		49				Left
2									AIR BAG, Seat
	04645992AC	1	J, T		49			*D7	Right
		1	J, T		74			*D7	Right
	05108033AA	1	J, T		49			*AL	Left
		1	J, T		74			*AL	Left
-3									NUT, U, M6x1.00
	06506035AA	14	J, T, U		49				Side Air Bag to Body
		14	J, T, U		74				Side Air Bag to Body

COMPASS/PATRIOT (MK)					
SERIES	LINE	BODY	ENGINE	TRANSMISSION	
H = HIGHLINE	T = JEEP - 2WD	49 = HATCHBACK TYPE #2	ECE = 2.0L 4 Cyl DOHC DPF Diesel Engine	DEF = 6-Speed Manual Aisin BG6 Trans	
L = LOWLINE	J = JEEP - 4WD	74 = SPORT UTILITY 4-DR TYPE #4	ED3 = 2.4L 4 Cyl DOHC 16V Dual VVT Engine	DD7 = 5-Speed Manual T355 Transmission	
P = PREMIUM	U = JEEP - 4WD (RHD)		ECD = 2.0L 4 Cyl DOHC Diesel 16V Engine	DAV = Continuously Variable Transaxle II	
			ECN = 2.0L 4 Cyl DOHC 16V Dual VVT Engine	DAW = Cont.Var. w/Off-Rd Crawl Ratio Trans	

Seat Belts First Row
Figure 10-305



ITEM	PART NUMBER	QTY	LINE	SERIES	BODY	ENGINE	TRANS	TRIM	DESCRIPTION
1									ADJUSTER, Seat Belt Turning Loop
	0YV89DW1AE	2	J, T, U		49			*O0	[DA]
		2	J, T, U		49			*O0	[DV]
		2	J, T, U		49			*O0	[KA]
		2	J, T, U		74			*O0	[DA]
		2	J, T, U		74			*O0	[DV]
		2	J, T, U		74			*O0	[KA]
2									SEAT BELT, Front Outer
	1BR841DVAA	1	J, T		49			*O0	[DA] With [CG1] Without [CGK], Right
		1	J, T		74			*O0	[DA] With [CG1] Without [CGK], Right
		1	J, T		49			*O0	[DV] With [CG1] Without [CGK], Right
		1	J, T		74			*O0	[DV] With [CG1] Without [CGK], Right
	1BR841K7AA	1	J, T		49			*O0	[KA] With [CG1] Without [CGK], Right
		1	J, T		74			*O0	[KA] With [CG1] Without [CGK], Right
	1BR851DVAA	1	J, T		49			*O0	[DA] With [CG1] Without [CGK], Left
	1BR851DVAB	1	J, T		49			*O0	[DV] With [CG1] Without [CGK], Left
	1BR881DVAA	1	J, T		74			*O0	[DA] With [CGJ], Right
		1	J, T		49			*O0	[DV] With [CGJ], Right
		1	J, T		74			*O0	[DV] With [CGJ], Right
	1BR881K7AA	1	J, T		49			*O0	[KA] With [CGJ], Right
		1	J, T		74			*O0	[KA] With [CGJ], Right
	1BR891DVAA	1	J, T		49			*O0	[DA] With [CGJ], Left
		1	J, T		74			*O0	[DA] With [CGJ], Left
		1	J, T		49			*O0	[DV] With [CGJ], Left
	1BR851K7AB	1	J, T		49			*O0	[KA] With [CG1] Without [CGK], Left
		1	J, T		49			*O0	[DA] With [CGJ], Right
	1BS031K7AB	1	J, T		49			*O0	[KA] With [CG1] and [CGK], Left
		1	J, T		74			*O0	[KA] With [CG1] and [CGK], Left

COMPASS/PATRIOT (MK)

SERIES

H = HIGHLINE

L = LOWLINE

P = PREMIUM

LINE

T = JEEP - 2WD

J = JEEP - 4WD

U = JEEP - 4WD (RHD)

BODY

49 = HATCHBACK TYPE #2

74 = SPORT UTILITY 4-DR

TYPE #4

ENGINE

ECE = 2.0L 4 Cyl DOHC DPF

Diesel Engine

ED3 = 2.4L 4 Cyl DOHC 16V

Dual VVT Engine

ECD = 2.0L 4 Cyl DOHC

Diesel 16V Engine

ECN = 2.0L 4 Cyl DOHC 16V

Dual VVT Engine

TRANSMISSION

DEF = 6-Speed Manual Aisin BG6

Trans

DD7 = 5-Speed Manual T355

Transmission

DAV = Continuously Variable

Transaxle II

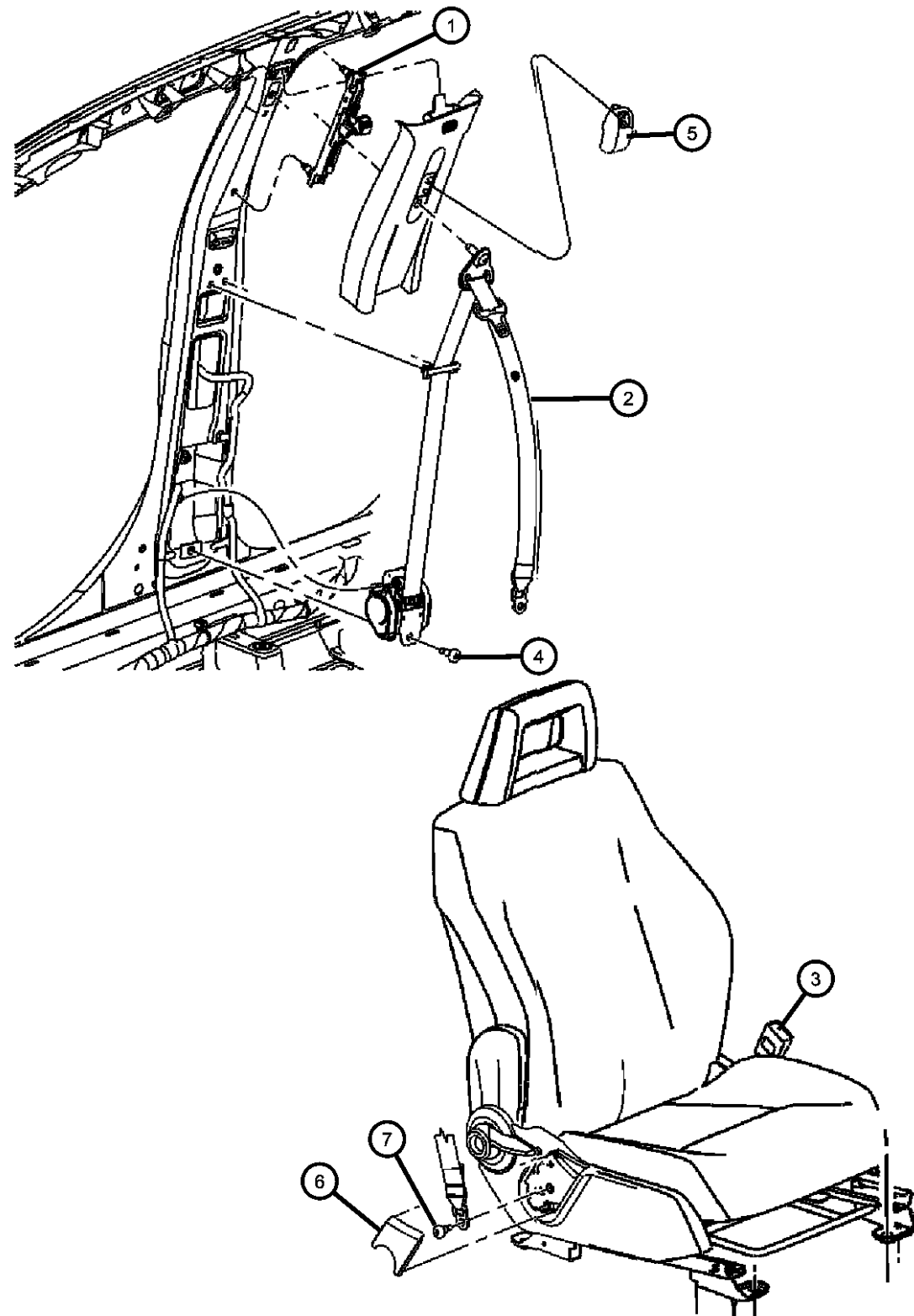
DAW = Cont.Var. w/Off-Rd Crawl

Ratio Trans

AR = use ase required - = Non illustrated part

2008 MK

Seat Belts First Row
Figure 10-305



ITEM	PART NUMBER	QTY	LINE	SERIES	BODY	ENGINE	TRANS	TRIM	DESCRIPTION
		1	J, T		74			*O0	[DV] With [CGJ], Left
	1BR891K7AA	1	J, T		49			*O0	[KA] With [CGJ], Left
		1	J, T		74			*O0	[KA] With [CGJ], Left
	1BS031DVAB	1	J, T		49			*O0	[DA] With [CG1] and [CGK], Left
		1	J, T		74			*O0	[DA] With [CG1] and [CGK], Left
	1BS041DVAB	1	J, T		49			*O0	[DA] With [CG1] and [CGK], Right
		1	J, T		74			*O0	[DA] With [CG1] and [CGK], Right
		1	J, T		49			*O0	[DV] With [CG1] and [CGK], Right
		1	J, T		74			*O0	[DV] With [CG1] and [CGK], Right
	1BS041K7AB	1	J, T		49			*O0	[KA] With [CG1] and [CGK], Right
		1	J, T		74			*O0	[KA] With [CG1] and [CGK], Right
	1BS031DVAC	1	J, T		49			*O0	[DV] With [CG1] and [CGK], Left
		1	J, T		74			*O0	[DV] With [CG1] and [CGK], Left
	1BS061DVAB	1	U		49, 74			*O0	[DV] With [CG1] and [CGK], Right
	1BS061K7AB	1	U		49, 74			*O0	[KA] With [CG1] and [CGK], Right
	1BS091DVAB	1	U		49, 74			*O0	[DA] With [CG1] and [CGK], Left
	1BS091K7AB	1	U		49, 74			*O0	[KA] With [CG1] and [CGK], Left
3									SEAT BELT, Buckle Half
	0YV931D5AB	1	J, T		49			*K6	[DA]
		1	J, T		74			*K6	[DA]
	1CW251K7AA	1	J, T		49			*D7	[KA] 2-Way
		1	J, T		74			*D7	[KA] 2-Way
		1	J, T		49			*K6	[KA] 2-Way
		1	J, T		74			*K6	[KA] 2-Way
	1CW251KAAA	1	J, T		74			*E6	[KA] 2-Way
		1	J, T		49			*AL	[KA] 2-Way
		1	J, T		74			*AL	[KA] 2-Way
	0YV931DAAB	1	J, T		49			*AL	[DA]
		1	J, T		74			*AL	[DA]

COMPASS/PATRIOT (MK)

SERIES LINE
H = HIGHLINE T = JEEP - 2WD
L = LOWLINE J = JEEP - 4WD
P = PREMIUM U = JEEP - 4WD (RHD)

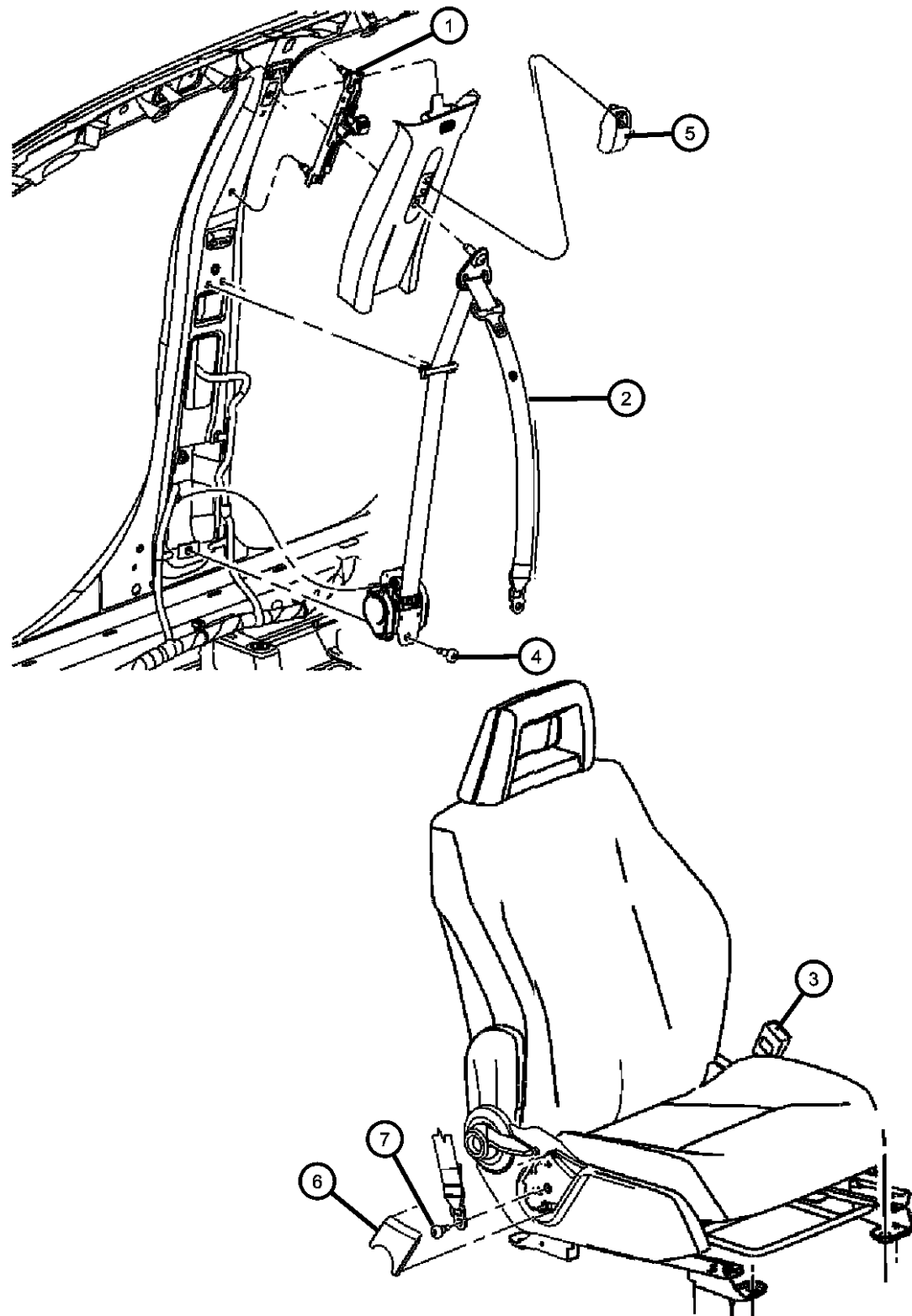
BODY
49 = HATCHBACK TYPE #2
74 = SPORT UTILITY 4-DR TYPE #4

ENGINE
ECE = 2.0L 4 Cyl DOHC DPF Diesel Engine
ED3 = 2.4L 4 Cyl DOHC 16V Dual VVT Engine
ECD = 2.0L 4 Cyl DOHC Diesel 16V Engine
ECN = 2.0L 4 Cyl DOHC 16V Dual VVT Engine
TRANSMISSION
DEF = 6-Speed Manual Aisin BG6 Trans
DD7 = 5-Speed Manual T355 Transmission
DAV = Continuously Variable Transaxle II
DAW = Cont.Var. w/Off-Rd Crawl Ratio Trans

AR = use ase required - = Non illustrated part

2008 MK

Seat Belts First Row
Figure 10-305



ITEM	PART NUMBER	QTY	LINE	SERIES	BODY	ENGINE	TRANS	TRIM	DESCRIPTION
		1	J, T		74			*E6	[DA]
	0YV931DVAB	1	J, T		49			*D7	[DA]
		1	J, T		74			*D7	[DA]
	0YV931K7AB	1	J, T		49			*D7	[KA]
		1	J, T		74			*D7	[KA]
		1	J, T		49			*K6	[KA]
		1	J, T		74			*K6	[KA]
	0YV931KAAB	1	J, T		49			*AL	[KA]
		1	J, T		74			*AL	[KA]
		1	J, T		74			*E6	[KA]
	1CW251D5AA	1	J, T		49			*D7	[DA] 2-Way
		1	J, T		74			*D7	[DA] 2-Way
		1	J, T		49			*K6	[DA] 2-Way
		1	J, T		74			*K6	[DA] 2-Way
	1CW251DAAA	1	J, T		74			*E6	[DA] 2-Way
		1	J, T		49			*AL	[DA] 2-Way
		1	J, T		74			*AL	[DA] 2-Way
4	06105123AA	2	J, T, U		74				SCREW
5									COVER, Turning Loop
	0YV87DW1AC	2	J, T, U		49			*O0	[DA]
		2	J, T, U		49			*O0	[KA]
		2	J, T, U		74			*O0	[DA]
		2	J, T, U		74			*O0	[KA]
		2	J, T, U		49			*O0	[DV]
		2	J, T, U		74			*O0	[DV]
6									COVER, Anchor
	1DQ431D5AA	1	J, T		49			*D7	[DA]
		1	J, T		74			*D7	[DA]
		1	J, T		49			*K6	[DA]
		1	J, T		74			*K6	[DA]
	1DQ431K2AA	1	J, T		49			*D7	[KA]
		1	J, T		74			*D7	[KA]

COMPASS/PATRIOT (MK)

SERIES LINE
H = HIGHLINE T = JEEP - 2WD
L = LOWLINE J = JEEP - 4WD
P = PREMIUM U = JEEP - 4WD (RHD)

BODY
49 = HATCHBACK TYPE #2
74 = SPORT UTILITY 4-DR TYPE #4

ENGINE
ECE = 2.0L 4 Cyl DOHC DPF Diesel Engine
ED3 = 2.4L 4 Cyl DOHC 16V Dual VVT Engine
ECD = 2.0L 4 Cyl DOHC Diesel 16V Engine
ECN = 2.0L 4 Cyl DOHC 16V Dual VVT Engine
TRANSMISSION
DEF = 6-Speed Manual Aisin BG6 Trans
DD7 = 5-Speed Manual T355 Transmission
DAV = Continuously Variable Transaxle II
DAW = Cont.Var. w/Off-Rd Crawl Ratio Trans

AR = use ase required - = Non illustrated part

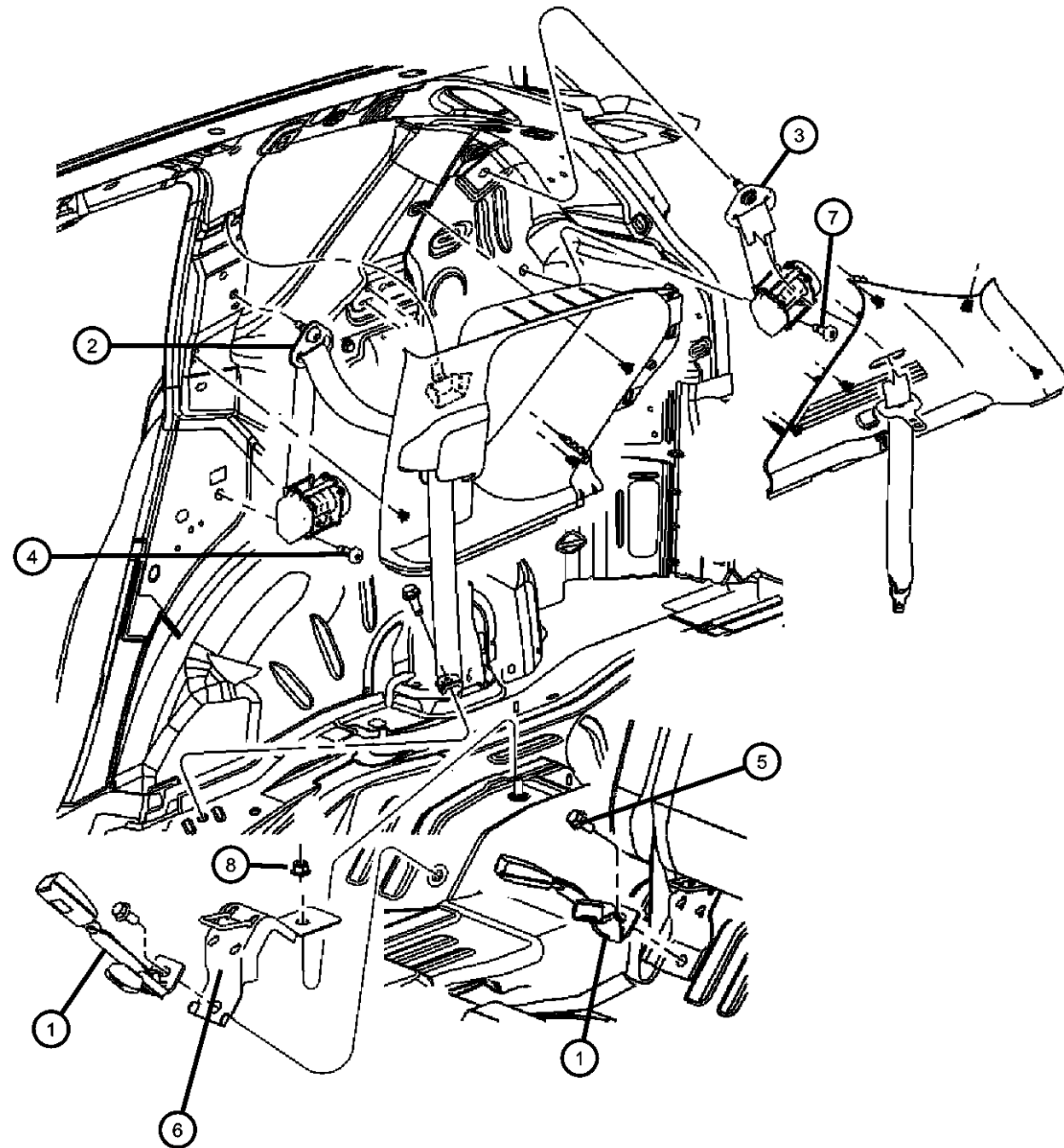
2008 MK

Seat Belts First Row
Figure 10-305

ITEM	PART NUMBER	QTY	LINE	SERIES	BODY	ENGINE	TRANS	TRIM	DESCRIPTION
		1	J, T		49			*K6	[KA]
		1	J, T		74			*K6	[KA]
7	06105131AA	2	J, T, U		49				SCREW
-8	05291865AC	1	J, T, U		49, 74				COVER, Seat Belt Retractor, Lower
	05291866AC	1	J, T, U		49, 74				Left
									Right

COMPASS/PATRIOT (MK)		BODY	ENGINE	TRANSMISSION
SERIES	LINE			
H = HIGHLINE	T = JEEP - 2WD	49 = HATCHBACK TYPE #2	ECE = 2.0L 4 Cyl DOHC DPF Diesel Engine	DEF = 6-Speed Manual Aisin BG6 Trans
L = LOWLINE	J = JEEP - 4WD	74 = SPORT UTILITY 4-DR TYPE #4	ED3 = 2.4L 4 Cyl DOHC 16V Dual VVT Engine	DD7 = 5-Speed Manual T355 Transmission
P = PREMIUM	U = JEEP - 4WD (RHD)		ECD = 2.0L 4 Cyl DOHC Diesel 16V Engine	DAV = Continuously Variable Transaxle II
			ECN = 2.0L 4 Cyl DOHC 16V Dual VVT Engine	DAW = Cont.Var. w/Off-Rd Crawl Ratio Trans

Seat Belt Second Row
Figure 10-310



ITEM	PART NUMBER	QTY	LINE	SERIES	BODY	ENGINE	TRANS	TRIM	DESCRIPTION
1	SEAT BELT, Rear Inner								
	1GD221DVAA	1	J, T, U		49			*O0	[DA], Right
		1	J, T, U		74			*O0	[DA], Right
	1GD221K7AA	1	J, T, U		49			*O0	[KA], Right
		1	J, T, U		74			*O0	[KA], Right
	1GD231DVAA	1	J, T, U		49			*O0	[DA], Left
		1	J, T, U		74			*O0	[DA], Left
	1GD231K7AA	1	J, T, U		49			*O0	[KA], Left
		1	J, T, U		74			*O0	[KA], Left
2	SEAT BELT, Rear Outer								
	1GE61XDVAA	1	J, T		49			*O0	[DA] Without [CGK], Left
		1	J, T		74			*O0	[DA] Without [CGK], Left
	1GE61DK7AA	1	J, T		49			*O0	[KA] Without [CGK], Left
		1	J, T		74			*O0	[KA] Without [CGK], Left
	1GE73DK7AA	1	J, T, U		49			*O0	[KA] With [CKG], Left
	1GE62DK7AA	1	J, T		49			*O0	[KA] Without [CGK], Right
	1GE62XDVAA	1	J, T		49			*O0	[DA] Without [CGK], Right
		1	J, T		74			*O0	[DA] Without [CGK], Right
	1GE62DK7AB	1	J, T		74			*O0	[KA] Without [CGK], Right
		1	J, T, U		74			*O0	[KA] With [CKG], Left
	1GE73XDVAA	1	J, T, U		49			*O0	[DA] With [CKG], Left
		1	J, T, U		74			*O0	[DA] With [CKG], Left
	1GE74DK7AA	1	J, T, U		49			*O0	[KA] With [CKG], Right
		1	J, T, U		74			*O0	[KA] With [CKG], Right
	1GE74XDVAA	1	J, T, U		49			*O0	[DA] With [CKG], Right
		1	J, T, U		74			*O0	[DA] With [CKG], Right
3	SEAT BELT, RR CNTR SHOULDER								
	1AC86DK7AB	1	J, T		49			*O0	[KA] , Without [CGK]
	1AC86XDVAB	1	J, T		49			*O0	[DA] , Without [CGK]
	1DD58DK7AA	1	J, T		74			*O0	[KA] , Without [CGK]
	1DD58XDVAA	1	J, T		74			*O0	[DA] , Without [CGK]
	1DE64DK7AA	1	J, T, U		74			*O0	[KA] , With [CGK]

COMPASS/PATRIOT (MK)

SERIES LINE
H = HIGHLINE T = JEEP - 2WD
L = LOWLINE J = JEEP - 4WD
P = PREMIUM U = JEEP - 4WD (RHD)

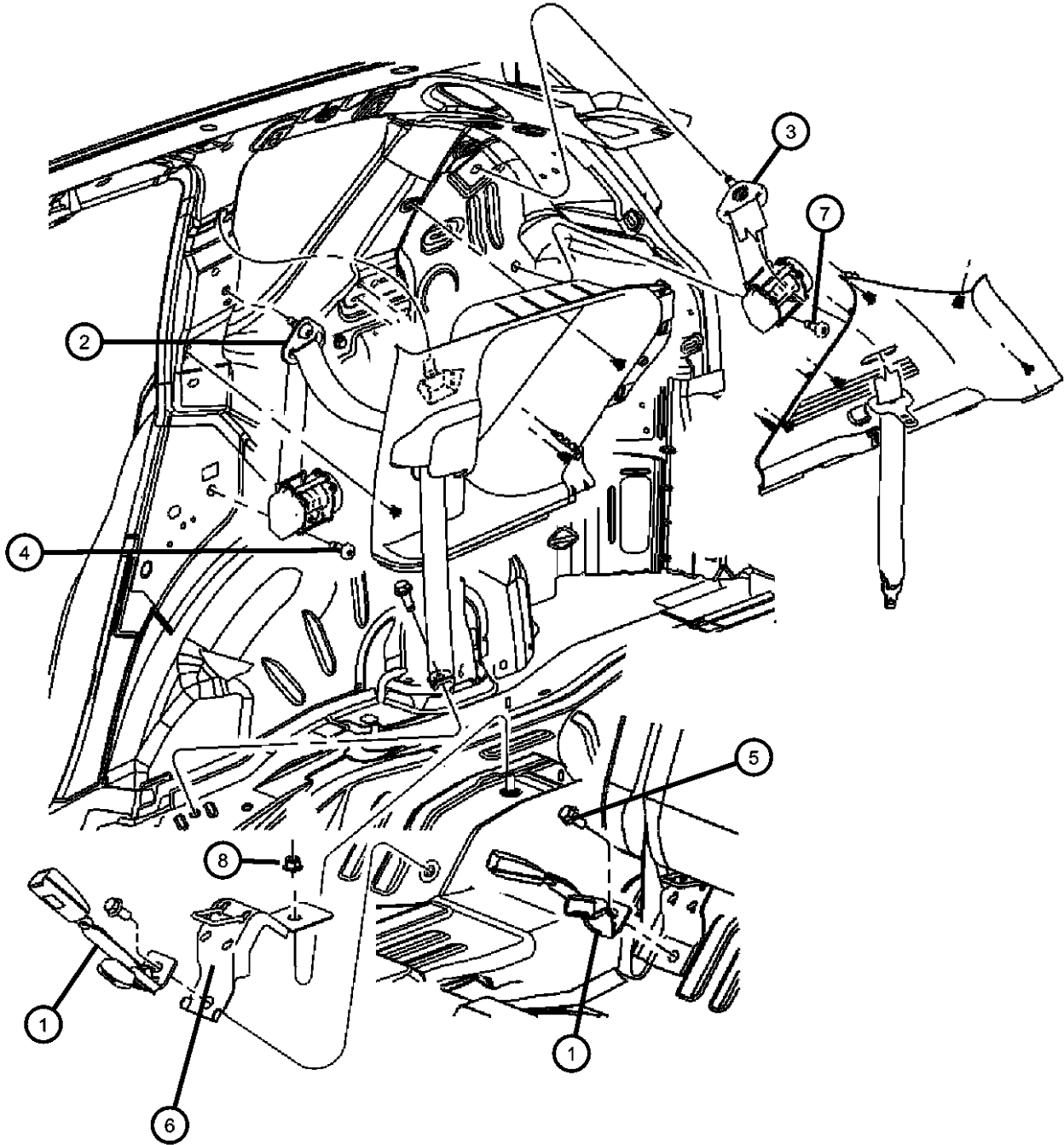
BODY
49 = HATCHBACK TYPE #2
74 = SPORT UTILITY 4-DR TYPE #4

ENGINE TRANSMISSION
ECE = 2.0L 4 Cyl DOHC DPF DEF = 6-Speed Manual Aisin BG6
Diesel Engine Trans
ED3 = 2.4L 4 Cyl DOHC 16V DD7 = 5-Speed Manual T355
Dual VVT Engine Transmission
ECD = 2.0L 4 Cyl DOHC DAV = Continuously Variable
Diesel 16V Engine Transaxle II
ECN = 2.0L 4 Cyl DOHC 16V DAW = Cont.Var. w/Off-Rd Crawl
Dual VVT Engine Ratio Trans

AR = use ase required - = Non illustrated part

2008 MK

Seat Belt Second Row
Figure 10-310



ITEM	PART NUMBER	QTY	LINE	SERIES	BODY	ENGINE	TRANS	TRIM	DESCRIPTION
	1DE64XDVAA	1	J, T, U		74			*O0	[DA] , With [CGK]
4	06105123AA	2	J, T, U		74				SCREW
5	06105074AA	1	J, T, U		49				BOLT, Hex Flange Head, M10X1.50X100.00
6	04645999AA	1	J, T, U		49				ANCHOR, Child Seat
7	06105123AA	2	J, T, U		49				SCREW
8	06502724	3	J, T, U		49				NUT, Hex Flange, M12x1.75

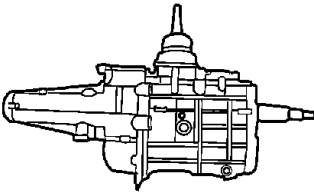
COMPASS/PATRIOT (MK)		BODY	ENGINE	TRANSMISSION
SERIES	LINE			
H = HIGHLINE	T = JEEP - 2WD	49 = HATCHBACK TYPE #2	ECE = 2.0L 4 Cyl DOHC DPF Diesel Engine	DEF = 6-Speed Manual Aisin BG6 Trans
L = LOWLINE	J = JEEP - 4WD	74 = SPORT UTILITY 4-DR TYPE #4	ED3 = 2.4L 4 Cyl DOHC 16V Dual VVT Engine	DD7 = 5-Speed Manual T355 Transmission
P = PREMIUM	U = JEEP - 4WD (RHD)		ECD = 2.0L 4 Cyl DOHC Diesel 16V Engine	DAV = Continuously Variable Transaxle II
			ECN = 2.0L 4 Cyl DOHC 16V Dual VVT Engine	DAW = Cont.Var. w/Off-Rd Crawl Ratio Trans

Group - 11

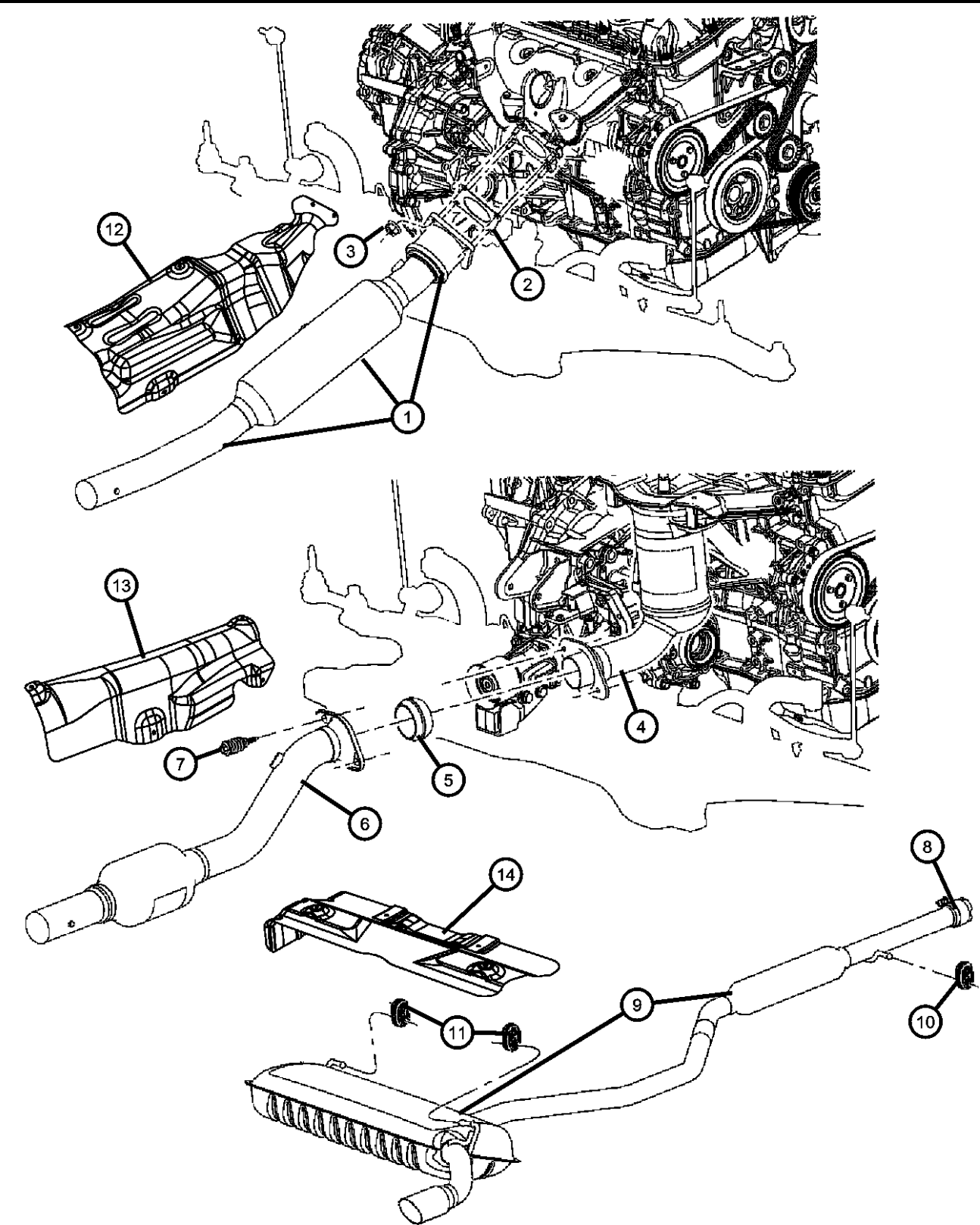
Exhaust

Group - 11 Exhaust

Illustration Title	Group-Fig. No.
Exhaust System	
Exhaust System	Fig. 11 - 105
Exhaust System	Fig. 11 - 110

<div><div>011-100</div><div>Exhaust System</div><div></div></div>			
---	--	--	--

Exhaust System
Figure 11-105



ITEM	PART NUMBER	QTY	LINE	SERIES	BODY	ENGINE	TRANS	TRIM	DESCRIPTION
------	-------------	-----	------	--------	------	--------	-------	------	-------------

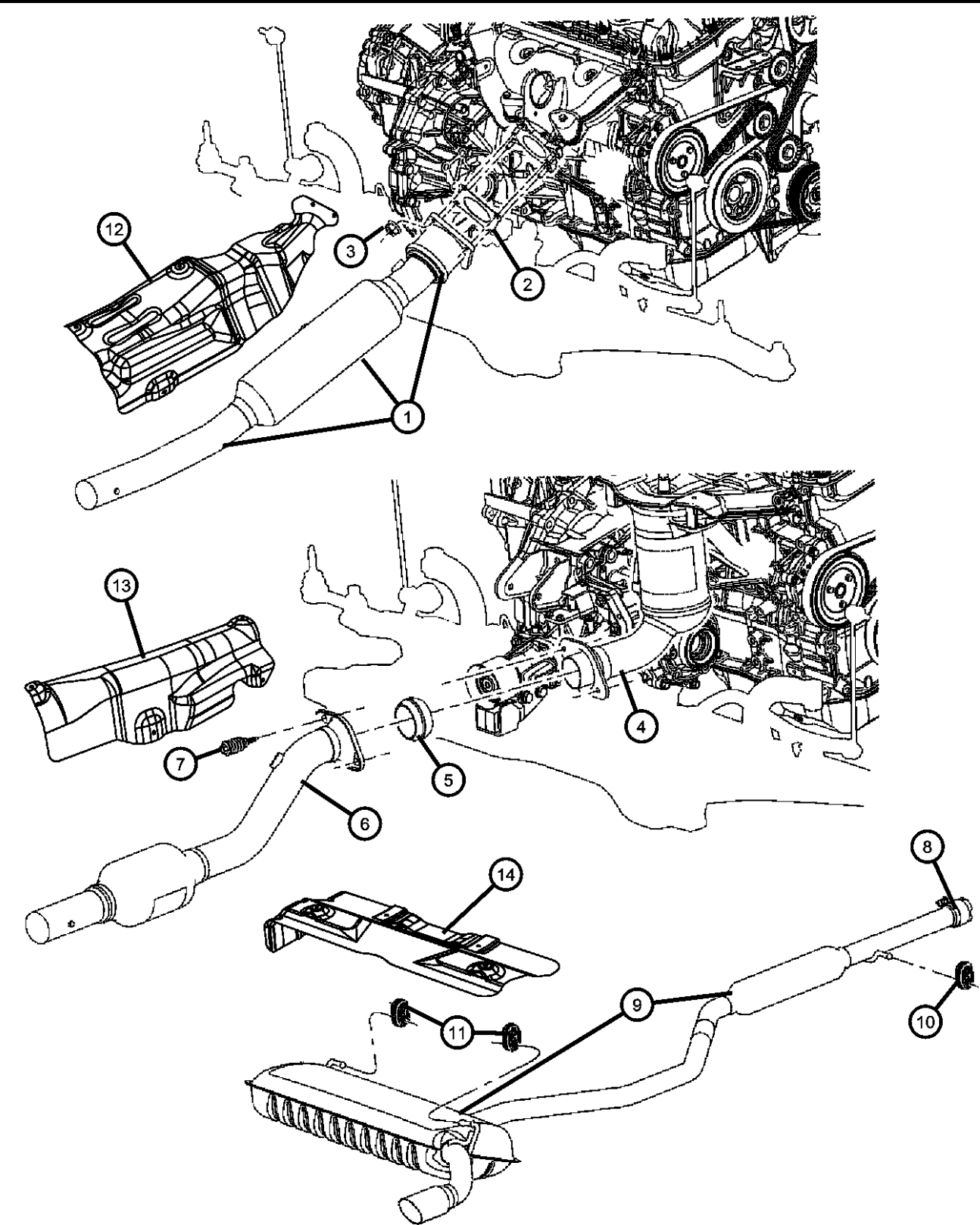
Sales Codes:
[ECN]= 2.0L 4 Cylinder 16V Dual VVT
[ED3] = 2.4L 4 Cylinder DOHC 16 Valve Dual VVT

1									CONVERTER, Catalytic
	05105049AC	1	T		49, 74	ED3	DD7		
	05105126AD	1	T		49, 74	ECN, ED3	DAV		
2	04616671AB	1	T		49, 74	ECN, ED3			GASKET, Catalytic Converter
3	06104709AA	4	T		49, 74	ECN, ED3			NUT, Hex Flange, M8x1.25
4									MANIFOLD AND CONVERTER, Exhaust
	05105408AD	1	J, U		74	ED3	DD7		[NAA,NA1]
		1	J, U		49	ED3	DAV, DAW		[NAA,NA1]
		1	J, U		74	ED3	DAV, DAW		[NAA,NA1]
		1	J, U		49	ED3	DD7		[NAA,NA1]
	05105460AE	1	J, U		49	ED3	DD7		[NAE]
		1	J, U		74	ED3	DD7		[NAE]
5									GASKET, Catalytic Converter
	05105615AB	1	J, U		49	ED3			
		1	J, U		74	ED3			
6									PIPE AND CONVERTER, Exhaust
	05105131AC	1	J, U		49	ED3	DD7		[NAE]
		1	J, U		74	ED3	DD7		[NAE]
	05105428AC	1	J, U		49	ED3	DAV, DAW		[NAA,NAE,NA1]
		1	J, U		74	ED3	DAV, DAW		[NAA,NAE,NA1]
		1	J, U		49	ED3	DD7		[NAA,NA1]
		1	J, U		74	ED3	DD7		[NAA,NA1]
7									BOLT, Spring
	05105616AA	2	J, U		49	ED3			
		2	J, U		74	ED3			
8									CLAMP, Exhaust
	04695220AB	1	T		49, 74	ECN, ED3			[-NEC]
		1	T		49, 74	ECN, ED3			[NEC]
		1	J, U		49	ED3			
		1	J, U		74	ED3			

COMPASS/PATRIOT (MK)		BODY		ENGINE		TRANSMISSION	
SERIES	LINE						
H = HIGHLINE	T = JEEP - 2WD	49 = HATCHBACK TYPE #2	ECE = 2.0L 4 Cyl DOHC DPF Diesel Engine	DEF = 6-Speed Manual Aisin BG6 Trans			
L = LOWLINE	J = JEEP - 4WD	74 = SPORT UTILITY 4-DR TYPE #4	ED3 = 2.4L 4 Cyl DOHC 16V Dual VVT Engine	DD7 = 5-Speed Manual T355 Transmission			
P = PREMIUM	U = JEEP - 4WD (RHD)		ECD = 2.0L 4 Cyl DOHC Diesel 16V Engine	DAV = Continuously Variable Transaxle II			
			ECN = 2.0L 4 Cyl DOHC 16V Dual VVT Engine	DAW = Cont.Var. w/Off-Rd Crawl Ratio Trans			

AR = use ase required - = Non illustrated part

Exhaust System
Figure 11-105

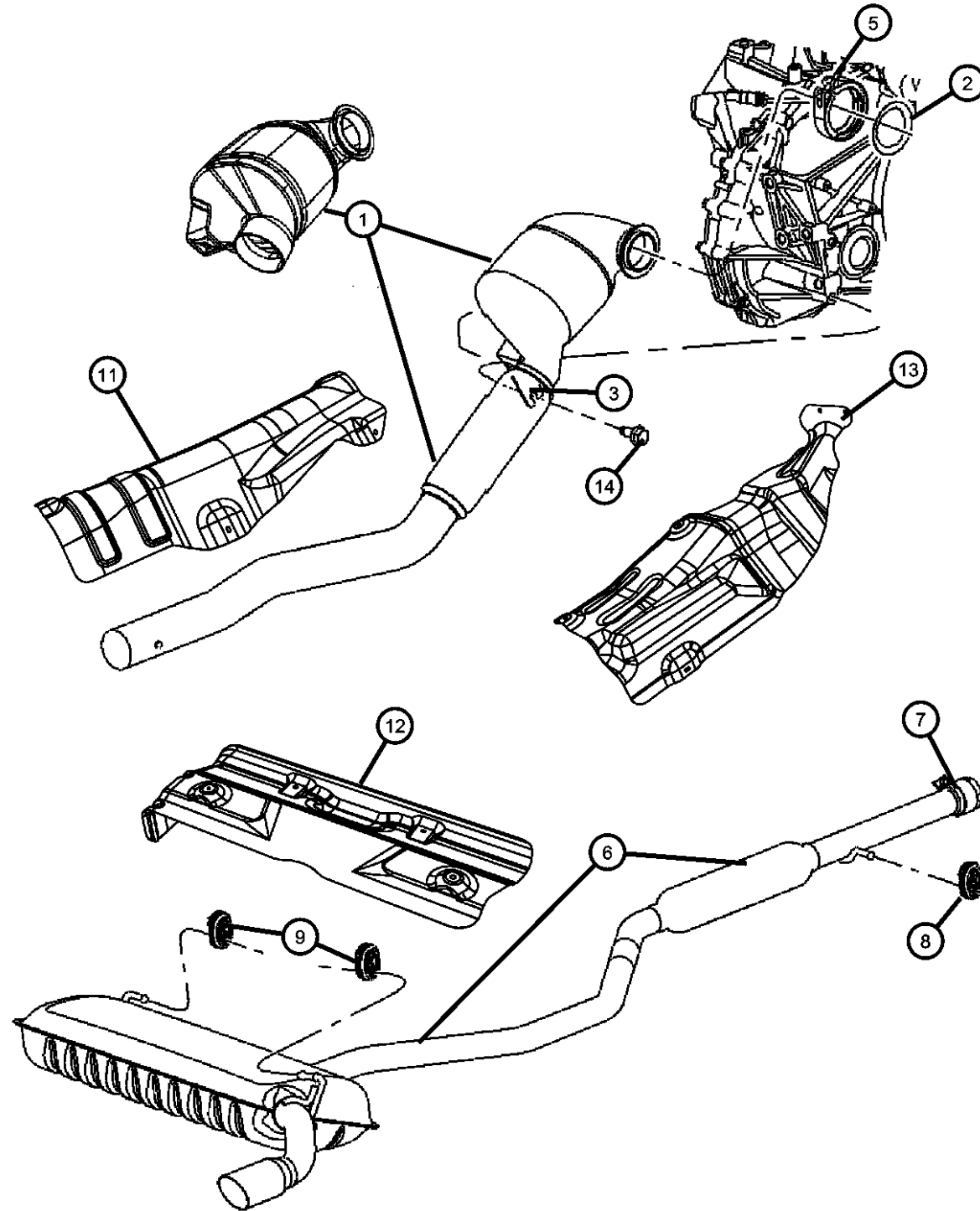


ITEM	PART NUMBER	QTY	LINE	SERIES	BODY	ENGINE	TRANS	TRIM	DESCRIPTION
9									MUFFLER AND RESONATOR, Exhaust
	05105123AG	1	T		49, 74	ECN, ED3			[-NEC]
	05105125AH	1	J, U		49	ED3			[-AWL,-ABA,-NEC]
		1	J, U		74	ED3			[-AWL,-ABA,-NEC]
	05105694AF	1	T		49, 74	ECN, ED3			[NEC]
	05105917AD	1	J, U		49	ED3			[AWL,-ABA,NEC]
		1	J, U		74	ED3			[AWL,-ABA,NEC]
	68025356AC	1	J, U		49	ED3			[ABA,-AWL,-NEC]
		1	J, U		74	ED3			[ABA,-AWL,-NEC]
10									ISOLATOR, Exhaust
	04766177AA	1	J, T, U		49				
		1	J, T, U		74				
11									ISOLATOR, Exhaust
	05105110AB	2	J, T, U		49				
		2	J, T, U		74				
12									SHIELD, Heat
	05155473AA	1	J, T, U		49				Front Floor
		1	J, T, U		74				
13									SHIELD, Floor Pan
	04673701AB	1	J, T, U		49				Front Floor, Rear
		1	J, T, U		74				Front Floor, Rear
14									SHIELD, Floor Pan
	04673702AB	1	J, T, U		74				Rear
		1	J, T, U		49				Rear

COMPASS/PATRIOT (MK)		BODY		ENGINE	TRANSMISSION
SERIES	LINE				
H = HIGHLINE	T = JEEP - 2WD	49 = HATCHBACK TYPE #2		ECE = 2.0L 4 Cyl DOHC DPF Diesel Engine	DEF = 6-Speed Manual Aisin BG6 Trans
L = LOWLINE	J = JEEP - 4WD	74 = SPORT UTILITY 4-DR TYPE #4		ED3 = 2.4L 4 Cyl DOHC 16V Dual VVT Engine	DD7 = 5-Speed Manual T355 Transmission
P = PREMIUM	U = JEEP - 4WD (RHD)			ECD = 2.0L 4 Cyl DOHC Diesel 16V Engine	DAV = Continuously Variable Transaxle II
				ECN = 2.0L 4 Cyl DOHC 16V Dual VVT Engine	DAW = Cont.Var. w/Off-Rd Crawl Ratio Trans

AR = use ase required - = Non illustrated part

Exhaust System
Figure 11-110



ITEM	PART NUMBER	QTY	LINE	SERIES	BODY	ENGINE	TRANS	TRIM	DESCRIPTION
1									CONVERTER, Catalytic
	04743962AA	1	J, T, U		49	ECE			
		1	J, T, U		74	ECE			
	05105452AC	1	J, T, U		49, 74	ECD			
		1	J, U		49	ECD	DEF		[NA1]
		1	J, U		74	ECD	DEF		[NA1]
2									GASKET, Exhaust Manifold to Front Converter
	05105630AA	1	J, T, U		49	ECE			
		1	J, T, U		74	ECE			
		1	J, T, U		49	ECD			
		1	J, T, U		74	ECD			
3									BRACKET, Exhaust Particulate Filter
	05105907AA	1	J, T, U		49	ECE			
		1	J, T, U		74	ECE			
-4									PIPE, Exhaust Front
	05105815AA	1	J, U		49	ECE	DEF		Without Converter
		1	J, U		74	ECE	DEF		Without Converter
5									CLAMP, Exhaust
	05105634AB	1	J, T, U		49	ECE			
		1	J, T, U		74	ECE			
		1	J, T, U		49	ECD			
		1	J, T, U		74	ECD			
6									MUFFLER AND TAILPIPE, Exhaust
	05105675AG	1	J, U		49	ECD, ECE			
	05105941AB	1	J, U		49	ECD, ECE			[NEC]
		1	J, U		74	ECD, ECE			[NEC]
		1	J, U		74	ECD, ECE			
7									CLAMP, Exhaust
	04695220AB	1	J, U		49	ECD, ECE			[NEC]
		1	J, U		74	ECD, ECE			[NEC]
		1	J, U		49	ECD, ECE			[NEC]

COMPASS/PATRIOT (MK)

SERIES LINE
H = HIGHLINE T = JEEP - 2WD
L = LOWLINE J = JEEP - 4WD
P = PREMIUM U = JEEP - 4WD (RHD)

BODY
49 = HATCHBACK TYPE #2
74 = SPORT UTILITY 4-DR TYPE #4

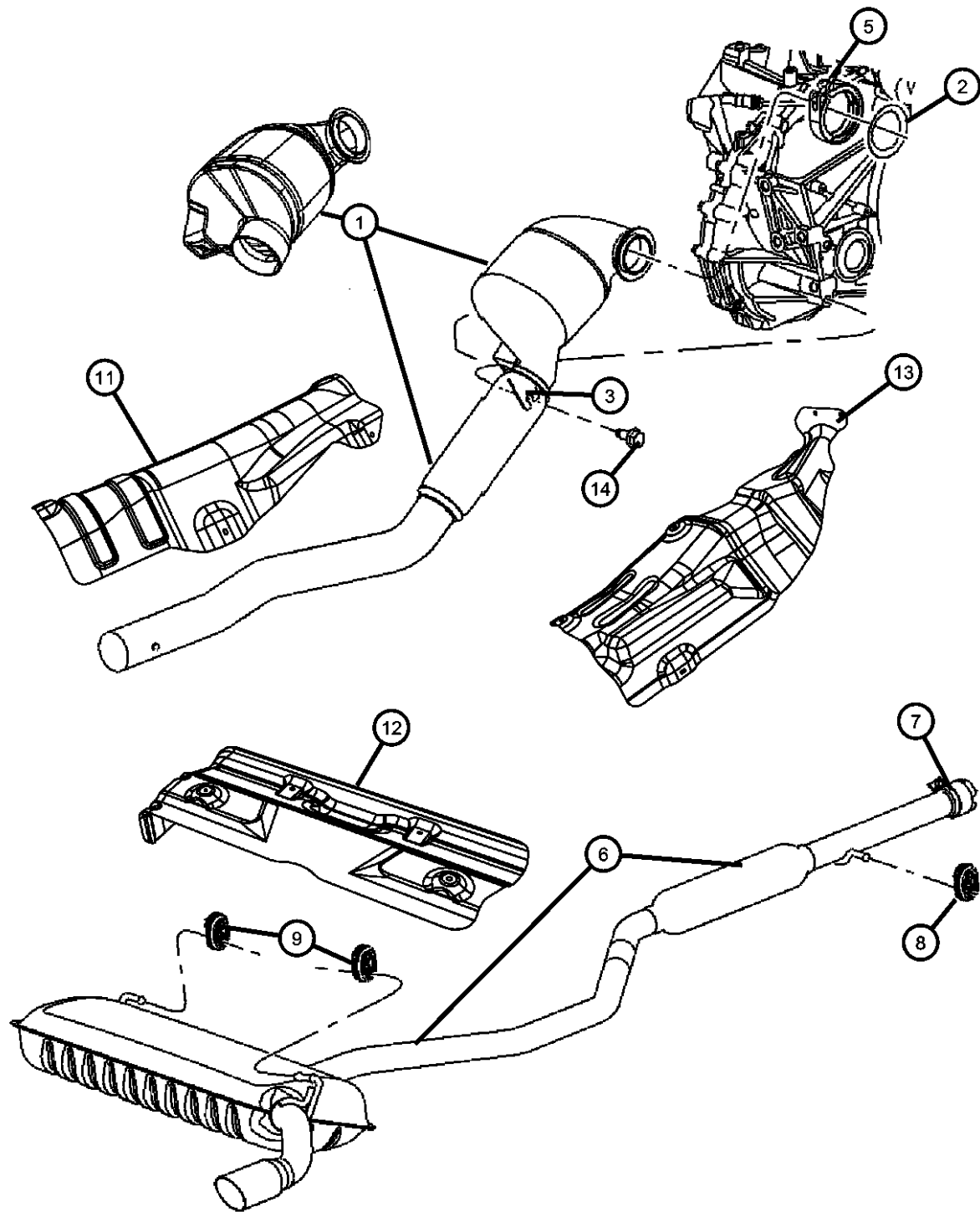
ENGINE
ECE = 2.0L 4 Cyl DOHC DPF Diesel Engine
ED3 = 2.4L 4 Cyl DOHC 16V Dual VVT Engine
ECD = 2.0L 4 Cyl DOHC Diesel 16V Engine
ECN = 2.0L 4 Cyl DOHC 16V Dual VVT Engine

TRANSMISSION
DEF = 6-Speed Manual Aisin BG6 Trans
DD7 = 5-Speed Manual T355 Transmission
DAV = Continuously Variable Transaxle II
DAW = Cont.Var. w/Off-Rd Crawl Ratio Trans

AR = use ase required - = Non illustrated part

2008 MK

Exhaust System
Figure 11-110



ITEM	PART NUMBER	QTY	LINE	SERIES	BODY	ENGINE	TRANS	TRIM	DESCRIPTION
8		1	J, U		74	ECD, ECE			[-NEC] ISOLATOR, Exhaust
	04766177AA	1	J, T, U		74				
		1	J, T, U		49				
9									ISOLATOR, Exhaust
	05105110AB	2	J, T, U		49				
		2	J, T, U		74				
-10									SHIELD, Converter
	05105896AB	1	J, T, U		49	ECE			
		1	J, T, U		74	ECE			
11									SHIELD, Floor Pan Front Floor Rear
	04673701AB	1	J, T, U		49				
		1	J, T, U		74				Front Floor Rear
12									SHIELD, Floor Pan
	04673702AB	1	J, T, U		49				
		1	J, T, U		74				
13									SHIELD, Heat Front Floor
	05155473AA	1	J, T, U		49				
		1	J, T, U		74				Front Floor
14									SCREW
	06105048AA	1	J, T, U		49	ECD			
		1	J, T, U		74	ECD			
		1	J, T, U		49	ECE			
		1	J, T, U		74	ECE			

COMPASS/PATRIOT (MK)		BODY		ENGINE	TRANSMISSION
SERIES	LINE				
H = HIGHLINE	T = JEEP - 2WD	49 = HATCHBACK TYPE #2		ECE = 2.0L 4 Cyl DOHC DPF Diesel Engine	DEF = 6-Speed Manual Aisin BG6 Trans
L = LOWLINE	J = JEEP - 4WD	74 = SPORT UTILITY 4-DR TYPE #4		ED3 = 2.4L 4 Cyl DOHC 16V Dual VVT Engine	DD7 = 5-Speed Manual T355 Transmission
P = PREMIUM	U = JEEP - 4WD (RHD)			ECD = 2.0L 4 Cyl DOHC Diesel 16V Engine	DAV = Continuously Variable Transaxle II
				ECN = 2.0L 4 Cyl DOHC 16V Dual VVT Engine	DAW = Cont.Var. w/Off-Rd Crawl Ratio Trans

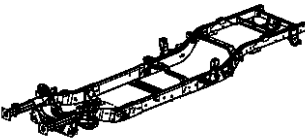
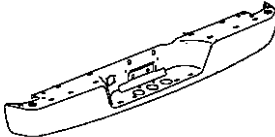
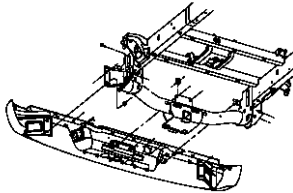
AR = use ase required - = Non illustrated part

Group - 13

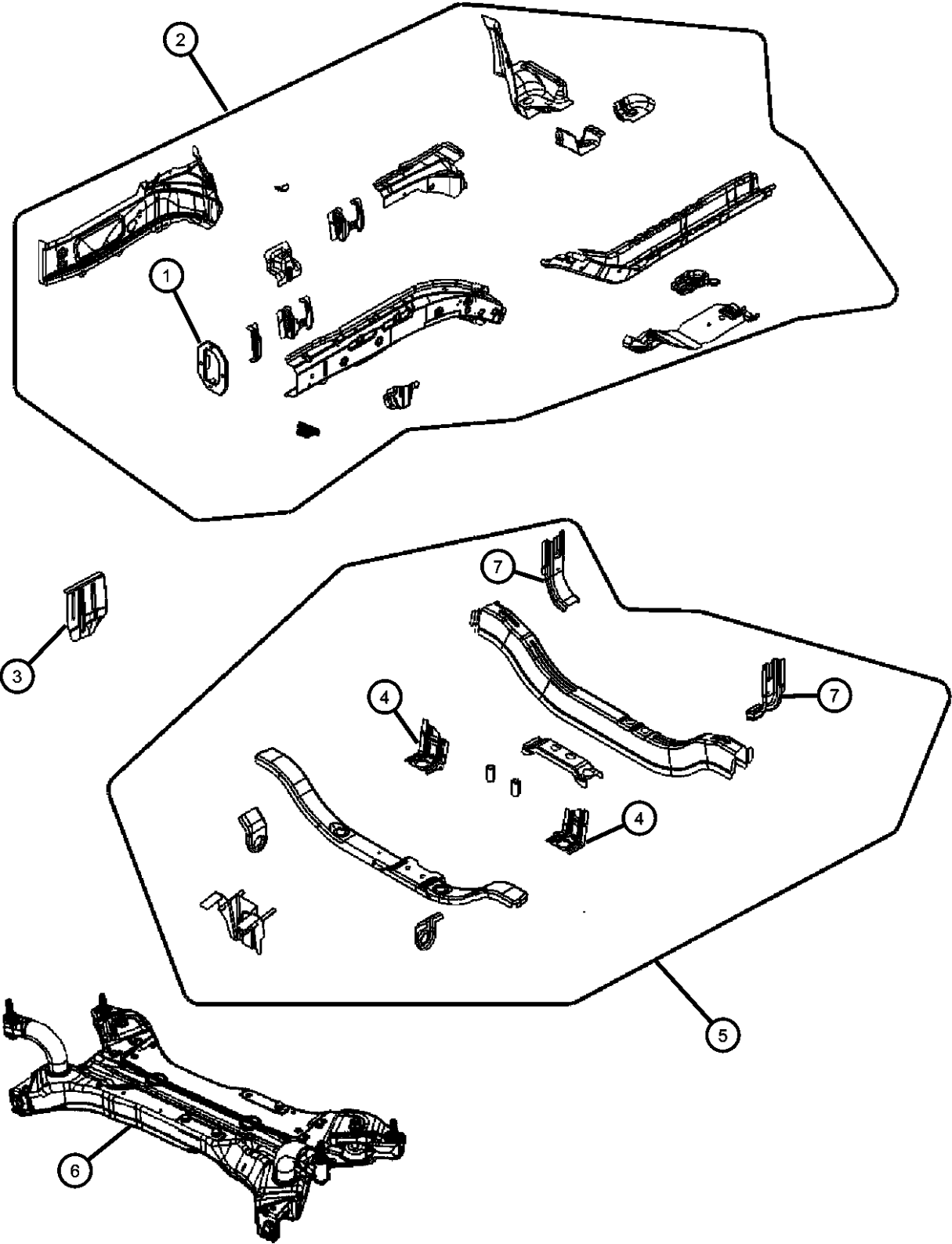
Frame, Bumper, and Fascia

Group - 13 Frame, Bumper, and Fascia

Illustration Title	Group-Fig. No.
Frames	
Frame, Front.....	Fig. 13 - 120
Frame, Rear	Fig. 13 - 140
Front Bumper and Fascia	
Fascia, Front, Compass	Fig. 13 - 205
Fascia, Front, Patriot.....	Fig. 13 - 210
Rear Bumper and Fascia	
Fascia, Rear, Compass.....	Fig. 13 - 305
Fascia, Rear, Patriot	Fig. 13 - 310
Trailer Tow and Tow Hooks	
Tow Hooks, Front.....	Fig. 13 - 505
Tow Hooks and Hitches, Rear.....	Fig. 13 - 520

<div><div>013-100</div><div>Frames</div><div></div></div>	<div><div>013-200</div><div>Front Bumper and Fascia</div><div></div></div>	<div><div>013-300</div><div>Rear Bumper and Fascia</div><div></div></div>	<div><div>013-500</div><div>Trailer Tow and Tow Hooks</div><div></div></div>
---	--	---	---

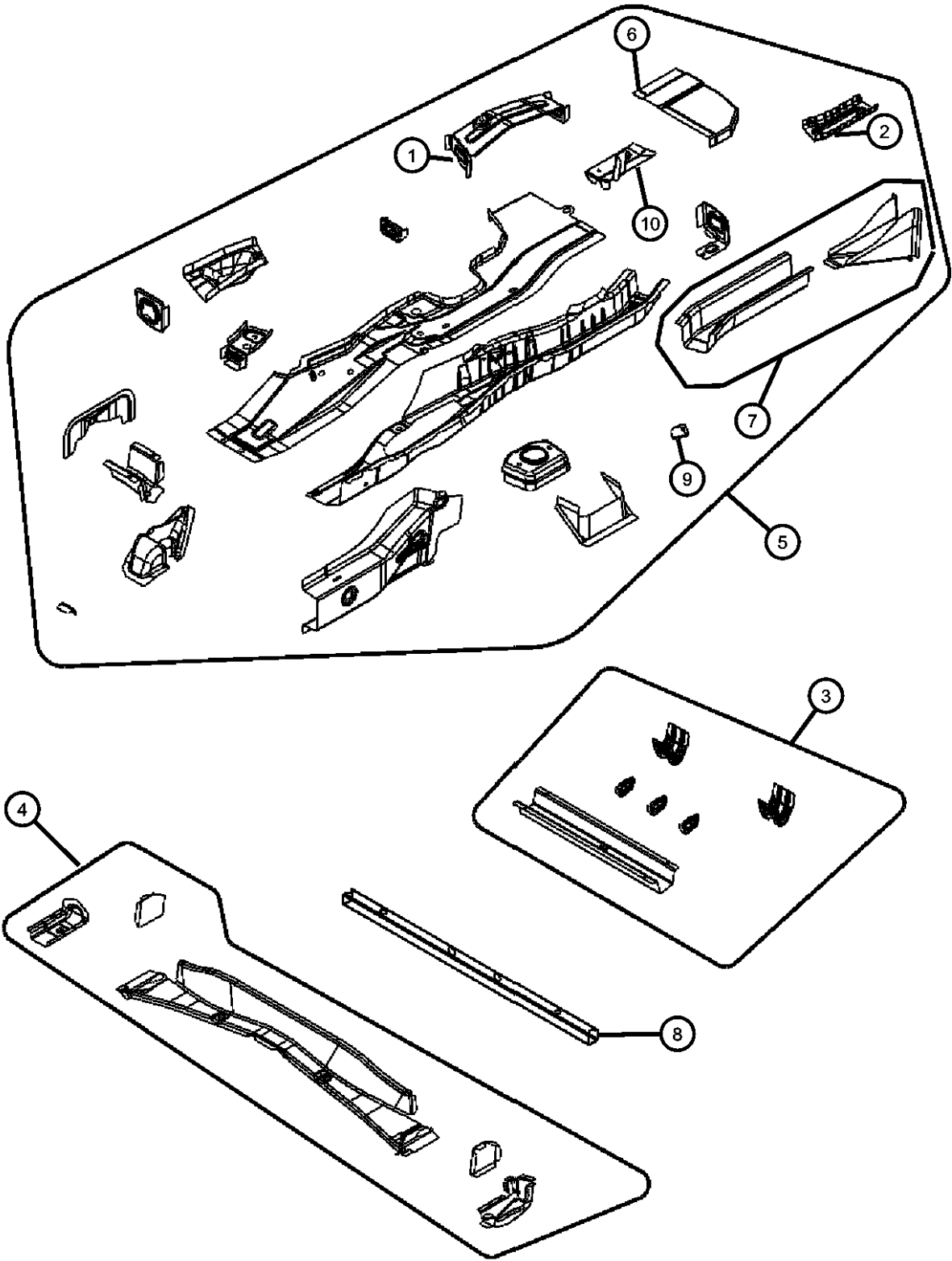
Frame, Front
Figure 13-120



ITEM	PART NUMBER	QTY	LINE	SERIES	BODY	ENGINE	TRANS	TRIM	DESCRIPTION
1	05115352AA	1	J, T, U		49				REINFORCEMENT, Front Bumper
		1			74				Side Rail
	05115353AA	1	J, T, U		49				Right
		1			74				Left
2	05074802AF	1	J, T, U		49, 74				RAIL, Frame Front
	05074803AF	1	J, T, U		49, 74				Right
									Left
3	05115314AB	1	J, T, U		49				CAP, Rail
		1			74				Right
	05115315AB	1	J, T, U		49				Right
		1			49				Left
		1			74				Left
4	05115410AA	1	J, T, U		49				BRACKET, Radiator Support
		1			74				Right
	05115411AA	1	J, T, U		49				Right
		1			49				Left
		1			74				Left
5	05115402AE	1	J, T, U		49				CROSSMEMBER, Front Side Rail,
		1			74				Lower
6	05105623AD	1	J, T, U		49, 74				CROSSMEMBER, Front
7	05115399AA	2	J, T, U		49				Suspension
		2			74				BRACE, Front Crossmember
	-8	06508844AA	4	J, T, U	49, 74				
									BOLT, Hex Head, Crossmember to
									Body

COMPASS/PATRIOT (MK)		BODY	ENGINE	TRANSMISSION
SERIES	LINE			
H = HIGHLINE	T = JEEP - 2WD	49 = HATCHBACK TYPE #2	ECE = 2.0L 4 Cyl DOHC DPF Diesel Engine	DEF = 6-Speed Manual Aisin BG6 Trans
L = LOWLINE	J = JEEP - 4WD	74 = SPORT UTILITY 4-DR TYPE #4	ED3 = 2.4L 4 Cyl DOHC 16V Dual VVT Engine	DD7 = 5-Speed Manual T355 Transmission
P = PREMIUM	U = JEEP - 4WD (RHD)		ECD = 2.0L 4 Cyl DOHC Diesel 16V Engine	DAV = Continuously Variable Transaxle II
			ECN = 2.0L 4 Cyl DOHC 16V Dual VVT Engine	DAW = Cont.Var. w/Off-Rd Crawl Ratio Trans

Frame, Rear
 Figure 13-140

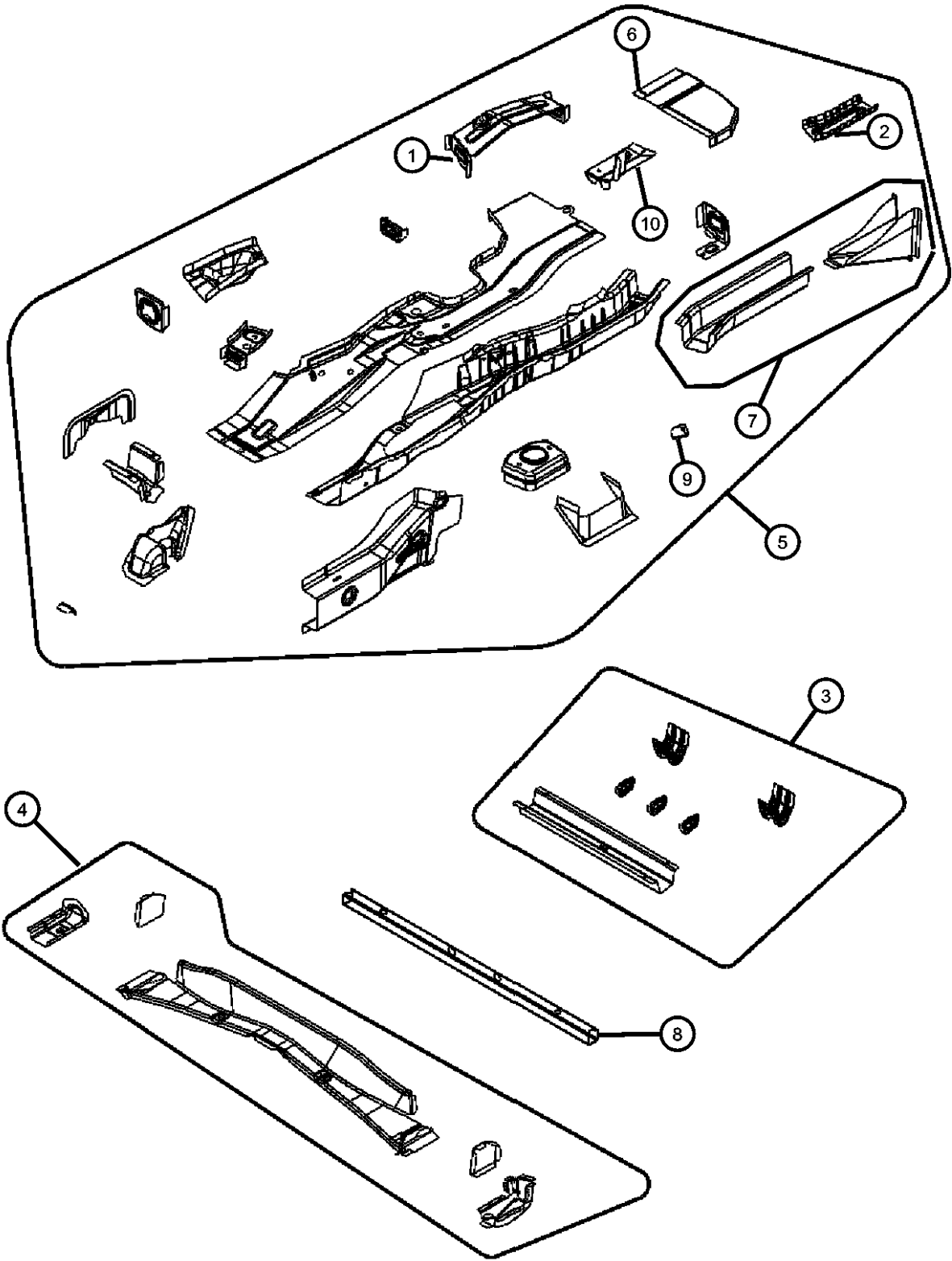


ITEM	PART NUMBER	QTY	LINE	SERIES	BODY	ENGINE	TRANS	TRIM	DESCRIPTION
1	05115524AA	1	J, T, U		49				REINFORCEMENT, Rear Floor Sidemember Right
		1			74				Right
	05115525AA	1	J, T, U		49				Left
		1			74				Left
2	05115496AA	1	J, T, U		49				REINFORCEMENT, Rear Floor Pan Right
		1			74				Right
	05115497AA	1	J, T, U		49				Left
		1			74				Left
3	05115538AA	1	J, T, U		49				CROSSMEMBER, Rear Floor
		1	J, T, U		74				
4	05115549AA	1	J, T, U		49				CROSSMEMBER, Rear Seat
		1	J, T, U		74				
5	05115272AF	1	J, T, U		49				SIDEMEMBER, Floor Right
		1	J, T, U		74				Right
	05115273AG	1	J, T, U		49				Left
		1	J, T, U		74				Left
6	05115206AA	1	J, T, U		49				EXTENSION, Rear Floor Pan Right
		1	J, T, U		74				Right
	05115207AA	1	J, T, U		49				Left
		1	J, T, U		74				Left
7	68025688AA	1	J, T, U		49				EXTENSION, Rear Rail Right
		1	J, T, U		74				Right
	68025689AA	1	J, T, U		49				Left
		1	J, T, U		74				Left
8									BEAM ASSY, Side Impact

COMPASS/PATRIOT (MK)		BODY	ENGINE	TRANSMISSION
SERIES	LINE			
H = HIGHLINE	T = JEEP - 2WD	49 = HATCHBACK TYPE #2	ECE = 2.0L 4 Cyl DOHC DPF Diesel Engine	DEF = 6-Speed Manual Aisin BG6 Trans
L = LOWLINE	J = JEEP - 4WD	74 = SPORT UTILITY 4-DR TYPE #4	ED3 = 2.4L 4 Cyl DOHC 16V Dual VVT Engine	DD7 = 5-Speed Manual T355 Transmission
P = PREMIUM	U = JEEP - 4WD (RHD)		ECD = 2.0L 4 Cyl DOHC Diesel 16V Engine	DAV = Continuously Variable Transaxle II
			ECN = 2.0L 4 Cyl DOHC 16V Dual VVT Engine	DAW = Cont.Var. w/Off-Rd Crawl Ratio Trans

AR = use ase required - = Non illustrated part

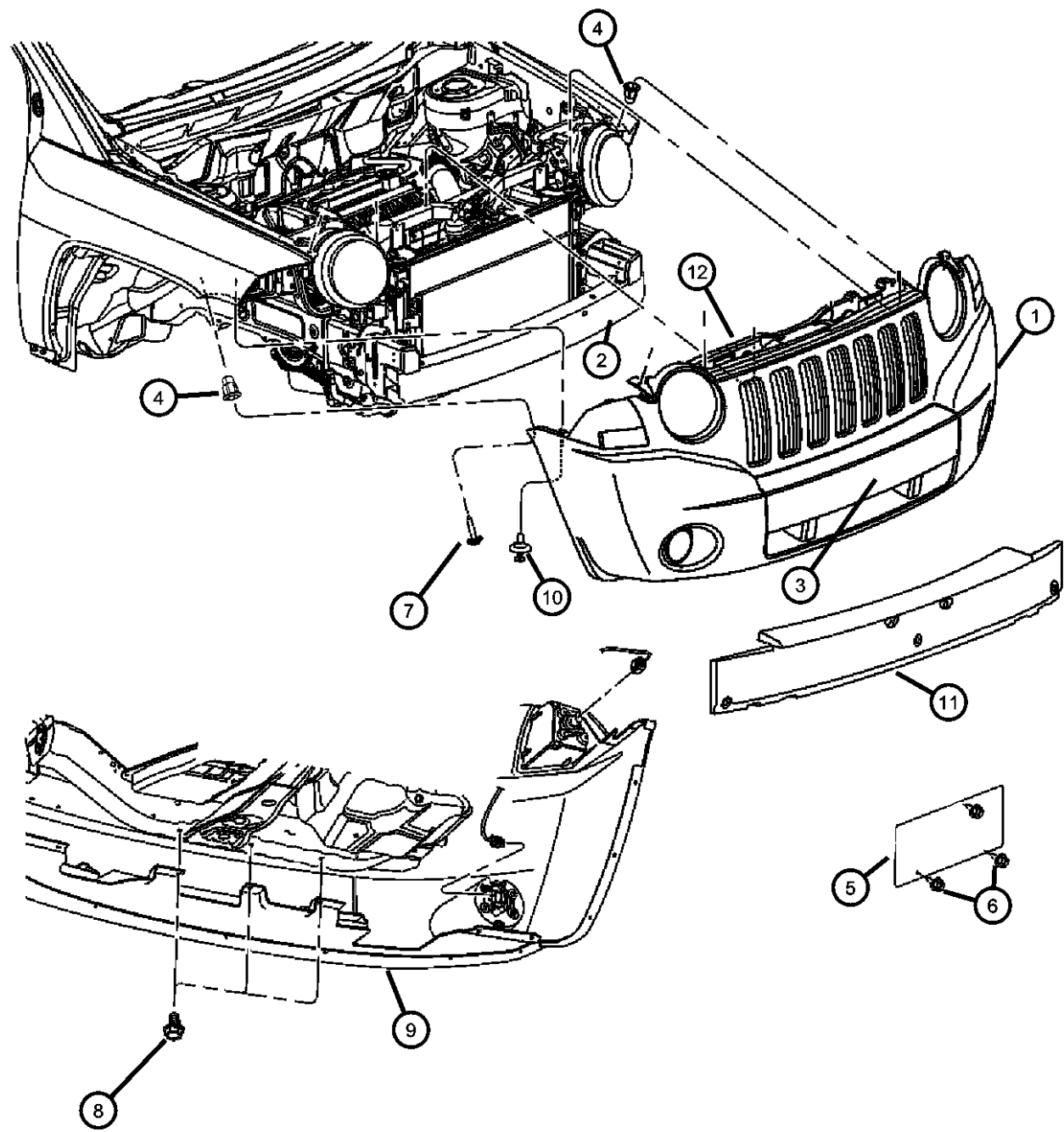
Frame, Rear
Figure 13-140



ITEM	PART NUMBER	QTY	LINE	SERIES	BODY	ENGINE	TRANS	TRIM	DESCRIPTION
9	05115657AB	1	J, T, U		49				NUT, Hex Weld, M8x1.25
		1	J, T, U		74				
10	06101916	1	J, T, U		49				EXTENSION, Rear Floor Sidemember
		1	J, T, U		74				
	05160250AA	1	J, T, U		49				
		1	J, T, U		74				
	05160251AA	1	J, T, U		49				Left
		1	J, T, U		74				Left

COMPASS/PATRIOT (MK)		BODY	ENGINE	TRANSMISSION
SERIES	LINE			
H = HIGHLINE	T = JEEP - 2WD	49 = HATCHBACK TYPE #2	ECE = 2.0L 4 Cyl DOHC DPF Diesel Engine	DEF = 6-Speed Manual Aisin BG6 Trans
L = LOWLINE	J = JEEP - 4WD	74 = SPORT UTILITY 4-DR TYPE #4	ED3 = 2.4L 4 Cyl DOHC 16V Dual VVT Engine	DD7 = 5-Speed Manual T355 Transmission
P = PREMIUM	U = JEEP - 4WD (RHD)		ECD = 2.0L 4 Cyl DOHC Diesel 16V Engine	DAV = Continuously Variable Transaxle II
			ECN = 2.0L 4 Cyl DOHC 16V Dual VVT Engine	DAW = Cont.Var. w/Off-Rd Crawl Ratio Trans

Fascia, Front, Compass
Figure 13-205

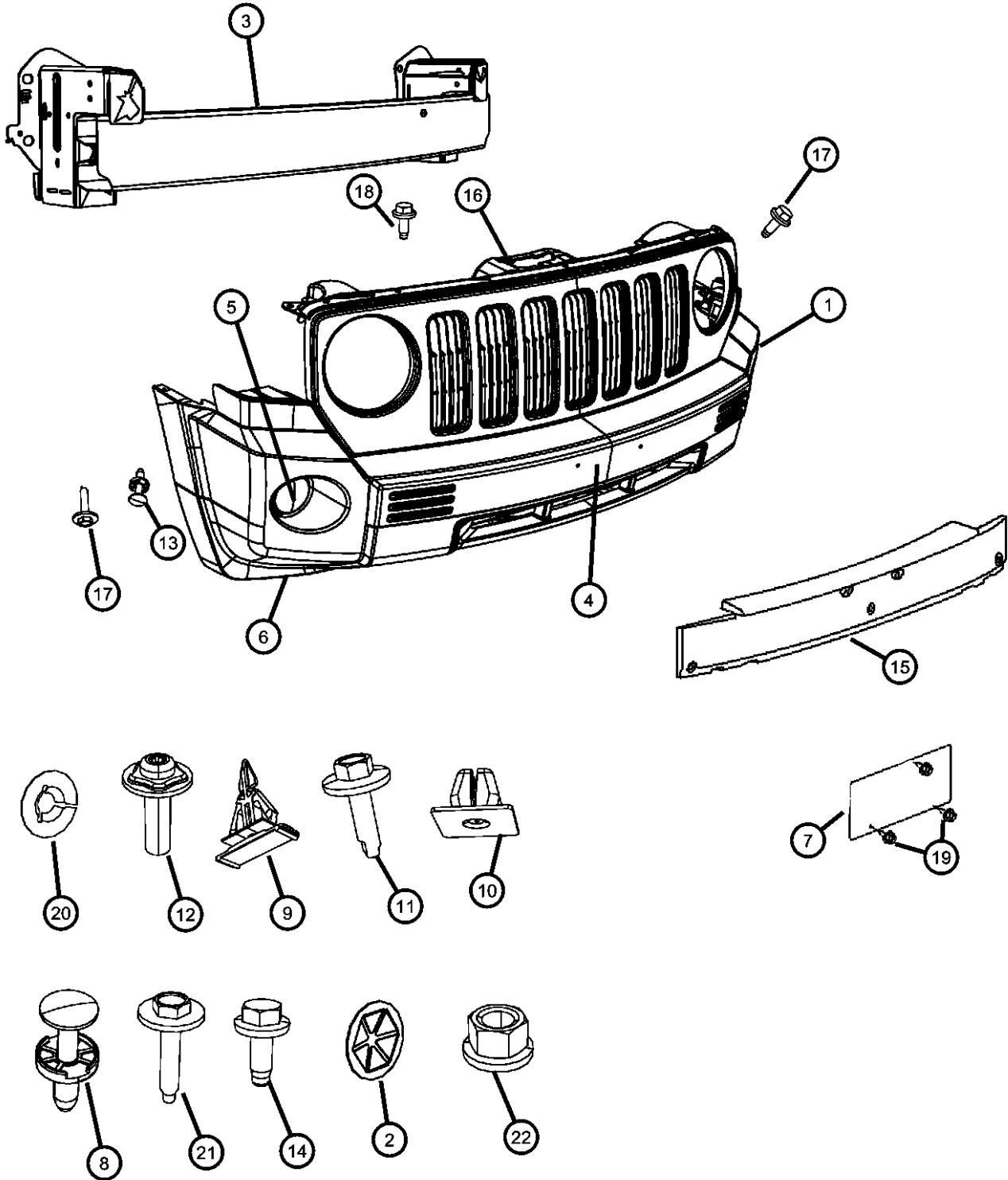


ITEM	PART NUMBER	QTY	LINE	SERIES	BODY	ENGINE	TRANS	TRIM	DESCRIPTION
1	68002271AB	1	J, T, U		49				FASCIA, Front, Primed
2	05116056AC	1	J, T, U		49				REINFORCEMENT, Front Bumper
	05303761AC	1	J, T, U		49				Without Tow Eye Bracket
					49				With Tow Eye Bracket
3	1CD92WS2AA	1	J, T, U		49				TRIM PLATE, Fascia Front, With Bright Insert
4	06503245	2	J, T, U		49				RIVET, Fascia to Fender
5	05303390AB	1	J, T, U		49				LICENSE PLATE KIT
6	06034866	2	J, T, U		49				SCREW, Tapping Hex Flange Head, .250-14X.750
7	06104366AA	2	J, T, U		49				SCREW AND WASHER, Hex Head, M6x1x20, Fascia to Fender
8	06105098AA	3	U, J, T		49				SCREW AND WASHER, Hex Head, M6x1x25, Lower Fascia to Crossmember
9	05116334AA	1	J, T, U		49				PANEL, Lower Fascia
10	04806334AA	4	J, T, U		49				FASTENER, Fascia
11	05303762AC	1	J, T, U		49				FOAM, Front Bumper Fascia
12	05116333AA	1	J, T, U		49				PANEL, Upper fascia

COMPASS/PATRIOT (MK)		BODY	ENGINE	TRANSMISSION
SERIES	LINE			
H = HIGHLINE	T = JEEP - 2WD	49 = HATCHBACK TYPE #2	ECE = 2.0L 4 Cyl DOHC DPF Diesel Engine	DEF = 6-Speed Manual Aisin BG6 Trans
L = LOWLINE	J = JEEP - 4WD	74 = SPORT UTILITY 4-DR TYPE #4	ED3 = 2.4L 4 Cyl DOHC 16V Dual VVT Engine	DD7 = 5-Speed Manual T355 Transmission
P = PREMIUM	U = JEEP - 4WD (RHD)		ECD = 2.0L 4 Cyl DOHC Diesel 16V Engine	DAV = Continuously Variable Transaxle II
			ECN = 2.0L 4 Cyl DOHC 16V Dual VVT Engine	DAW = Cont.Var. w/Off-Rd Crawl Ratio Trans

AR = use ase required - = Non illustrated part

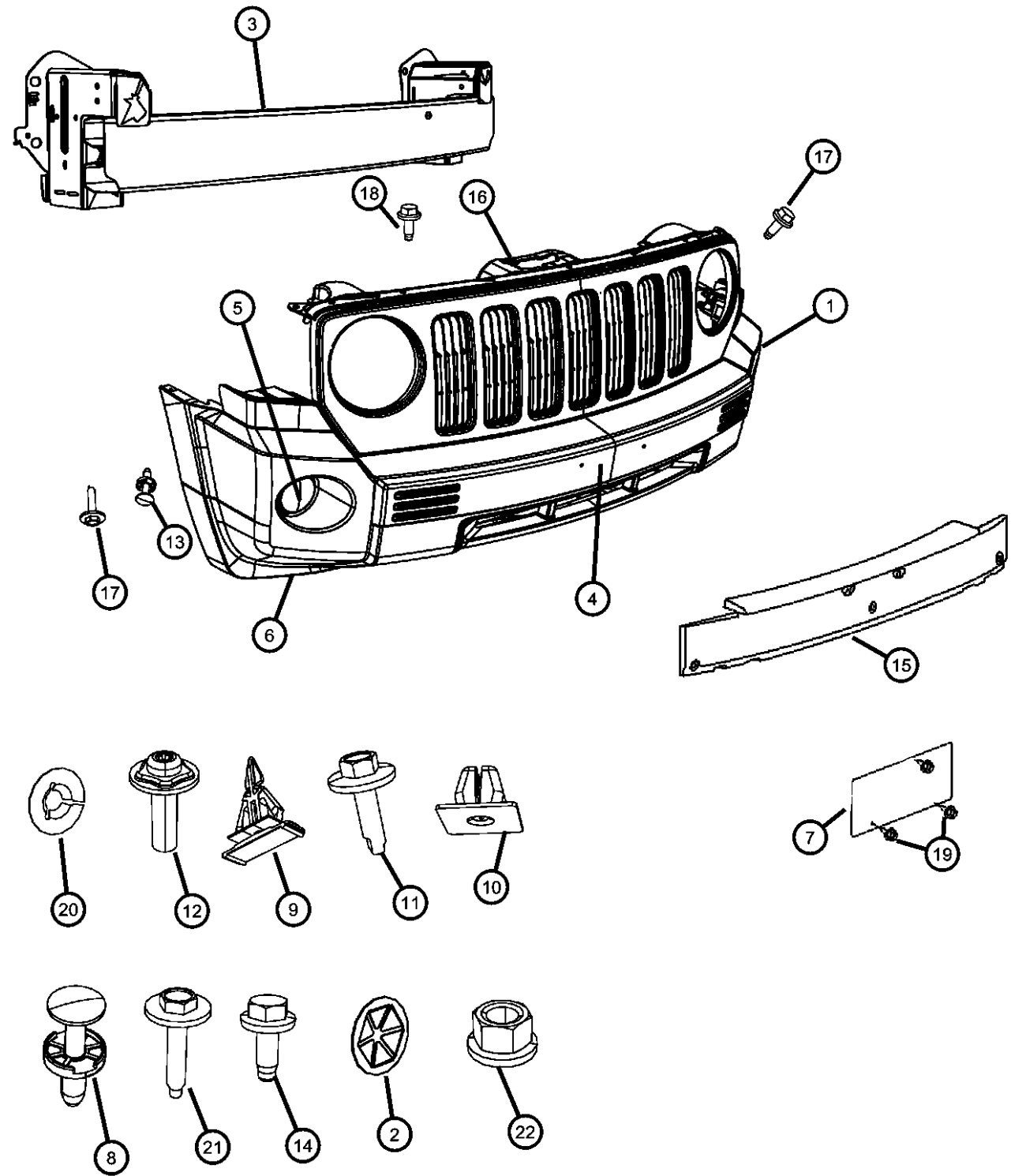
Fascia, Front, Patriot
Figure 13-210



ITEM	PART NUMBER	QTY	LINE	SERIES	BODY	ENGINE	TRANS	TRIM	DESCRIPTION
Sales Codes: [MCX]= Body Color Fascia With Bright Insert [ML3]= Body Color Fascia [MLA]= Body Color Fascia [XEA]= Tow Hooks									
1	68021299AB	1	J, T		74				FASCIA, Front
		1	J, T		74				With Sales Code [MCX]], Without Sales Code [XEA]
	68021303AB	1	J, T		74				With Sales Code [ML3], Without Sales Code [XEA]
		1	J, T		74				With Sales Code [ML3], and Sales Code [XEA]
	68021312AA	1	J, T, U		74				With Sales Code [MCX], and Sales Code [XEA]
2	06505049AA	3	J, T, U		74				With Sales Code [MLA], Export
3									NUT, M5
	05116373AC	1	J, T, U		74				REINFORCEMENT, Front Bumper
	05303761AC	1	J, T, U		74				Without Tow Eye Bracket [XEV]
4	1CQ97WS2AC	1	J, T		74				With Tow Eye Bracket [XEV]
5	04806184AA	2	J, T, U		74				NERF, Fascia
6	05116410AA	1	J, T, U		74				BEZEL, Fog Lamp
7	05303390AB	1	J, T, U		74				PANEL, CLOSEOUT
8	05160260AA	5	J, T, U		74				LICENSE PLATE KIT
9	06508947AA	2	J, T		74				PIN, Push, Upper Fascia to Crossmember
10									PIN, Push
	06035401	2	J, T, U		74				NUT, Snap In, .164-18
		2	J, T, U		74				Fascia to Fender
11	06105097AA	2	J, T, U		74				Fascia to Bodyside
12									SCREW, M6x1x20, Fascia to Fender
	06506579AA	3	J, T		74				SCREW, Tapping, M6X2.69X21.55
		4	J, T, U		74				Park/Turn Lamp to Fascia
13	04806334AA	4	J, T, U		74				Fog Lamp to Fascia
14	06104386AA	8	J, T, U		74				FASTENER, Fascia
									BOLT AND WASHER, Hex Head, M8X1.25X25.00, Reinforcement to Rail

COMPASS/PATRIOT (MK)		BODY		ENGINE	TRANSMISSION
SERIES	LINE				
H = HIGHLINE	T = JEEP - 2WD	49 = HATCHBACK TYPE #2		ECE = 2.0L 4 Cyl DOHC DPF Diesel Engine	DEF = 6-Speed Manual Aisin BG6 Trans
L = LOWLINE	J = JEEP - 4WD	74 = SPORT UTILITY 4-DR TYPE #4		ED3 = 2.4L 4 Cyl DOHC 16V Dual VVT Engine	DD7 = 5-Speed Manual T355 Transmission
P = PREMIUM	U = JEEP - 4WD (RHD)			ECD = 2.0L 4 Cyl DOHC Diesel 16V Engine	DAV = Continuously Variable Transaxle II
				ECN = 2.0L 4 Cyl DOHC 16V Dual VVT Engine	DAW = Cont.Var. w/Off-Rd Crawl Ratio Trans

Fascia, Front, Patriot
Figure 13-210

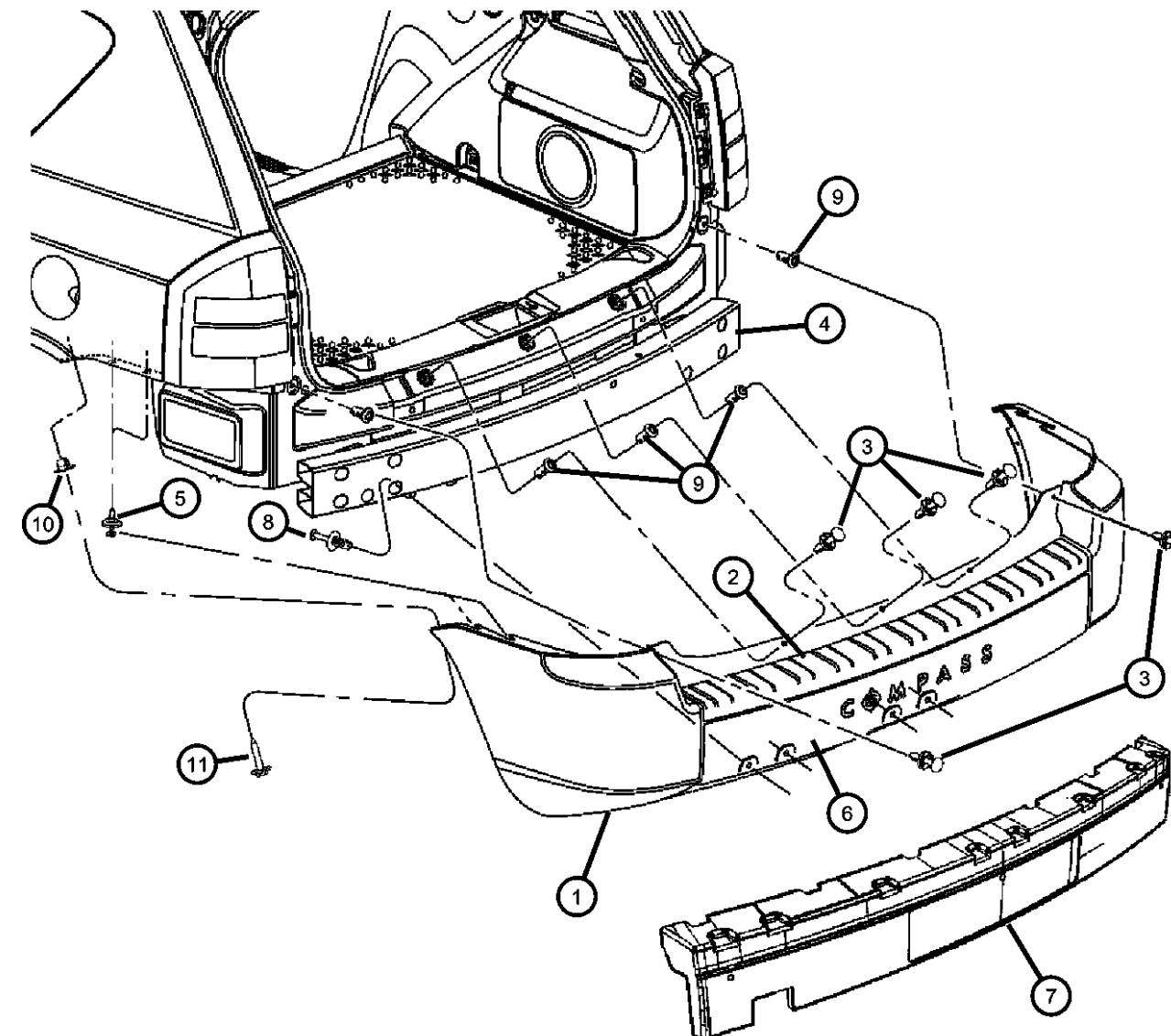


ITEM	PART NUMBER	QTY	LINE	SERIES	BODY	ENGINE	TRANS	TRIM	DESCRIPTION
15									FOAM, Front Bumper Fascia
	05116362AA	1	J, T		74				
	05116368AA	1	J, T, U		74				Export
16	05116364AA	1	J, T, U		74				PANEL, Upper fascia
17	06507238AA	2	J, T, U		74				SCREW, Hex Flange Head Tapping, M4.2x1.7x25, Fascia to Fender
18	06104610AA	7	J, T, U		74				SCREW AND WASHER, Tapping Pan Head, M4.2X1.4X19.0, Close Out Panel to Fascia
19	06034866	2	J, T, U		74				SCREW, Tapping Hex Flange Head, .250-14X.750, License Plate Attach
20									NUT, Spring Push On, .236
	06036169AA	2	J, T		74				Foam to Fascia
		12	J, T, U		74				Grille to Fascia
		1	J, T		74				Applique to Fascia
		2	T, J		74				Close Out Panel to Fascia
21	06507238AA	2	J, T, U		74				SCREW, Hex Flange Head Tapping, M4.2x1.7x25, Fascia to Fender
22									NUT, Spring Push On, .236
	06036169AA	12	J, T, U		74				Grille to Fascia
		1	J, T		74				Applique to Fascia
		2	J, T		74				Close out Panel to Fascia

COMPASS/PATRIOT (MK)		BODY		ENGINE	TRANSMISSION
SERIES	LINE				
H = HIGHLINE	T = JEEP - 2WD	49 = HATCHBACK TYPE #2	ECE = 2.0L 4 Cyl DOHC DPF Diesel Engine	DEF = 6-Speed Manual Aisin BG6 Trans	
L = LOWLINE	J = JEEP - 4WD	74 = SPORT UTILITY 4-DR TYPE #4	ED3 = 2.4L 4 Cyl DOHC 16V Dual VVT Engine	DD7 = 5-Speed Manual T355 Transmission	
P = PREMIUM	U = JEEP - 4WD (RHD)		ECD = 2.0L 4 Cyl DOHC Diesel 16V Engine	DAV = Continuously Variable Transaxle II	
			ECN = 2.0L 4 Cyl DOHC 16V Dual VVT Engine	DAW = Cont.Var. w/Off-Rd Crawl Ratio Trans	

AR = use ase required - = Non illustrated part

Fascia, Rear, Compass
Figure 13-305

	ITEM	PART NUMBER	QTY	LINE	SERIES	BODY	ENGINE	TRANS	TRIM	DESCRIPTION
	1									FASCIA, Rear, Primed, Paint as Required
		0ZY61TZZAA	1	J, T, U		49				
		0ZY71TZZAA	1	J, T, U		49				Export
	2	05116331AA	1	J, T, U		49				SCUFF PAD, Rear Fascia
	3	05160260AA	5	J, T, U		49				PIN, Push
	4									REINFORCEMENT, Rear Bumper
		05116052AC	1	J, T, U		49				With Tow Eye Brackets [XEV]
		05303769AC	1	J, T, U		49				Without Tow Eye Brackets [XEV]
	5	04806334AA	4	J, T, U		49				FASTENER, Fascia, To Body Side Aperture
	6									MOLDING, Fascia
		1CD94WS2AA	1	J, T, U		49				
		1CD97WS2AA	1	J, T, U		49				Export
	7									FOAM, Rear Bumper Fascia
		05303822AA	1	J, T, U		49				
		68002101AA	1	J, T, U		49				Without Tow Eye Brackets [XEV]
	8	05166238AA	2	J, T, U		49				RIVET, Plastic
	9	04806271AA	5	J, T, U		49				GROMMET, Fascia to Liftgate Opening
	10	06035401	2	J, T, U		49				NUT, Snap In, .164-18, Fascia to Body Side Aperture
	11	06507238AA	2	J, T, U		49				SCREW, Hex Flange Head Tapping, M4.2x1.7x25

COMPASS/PATRIOT (MK)

SERIES

LINE

H = HIGHLINE
L = LOWLINE
P = PREMIUM

T = JEEP - 2WD
J = JEEP - 4WD
U = JEEP - 4WD (RHD)

BODY

49 = HATCHBACK TYPE #2
74 = SPORT UTILITY 4-DR TYPE #4

ENGINE

ECE = 2.0L 4 Cyl DOHC DPF Diesel Engine
ED3 = 2.4L 4 Cyl DOHC 16V Dual VVT Engine
ECD = 2.0L 4 Cyl DOHC Diesel 16V Engine
ECN = 2.0L 4 Cyl DOHC 16V Dual VVT Engine

TRANSMISSION

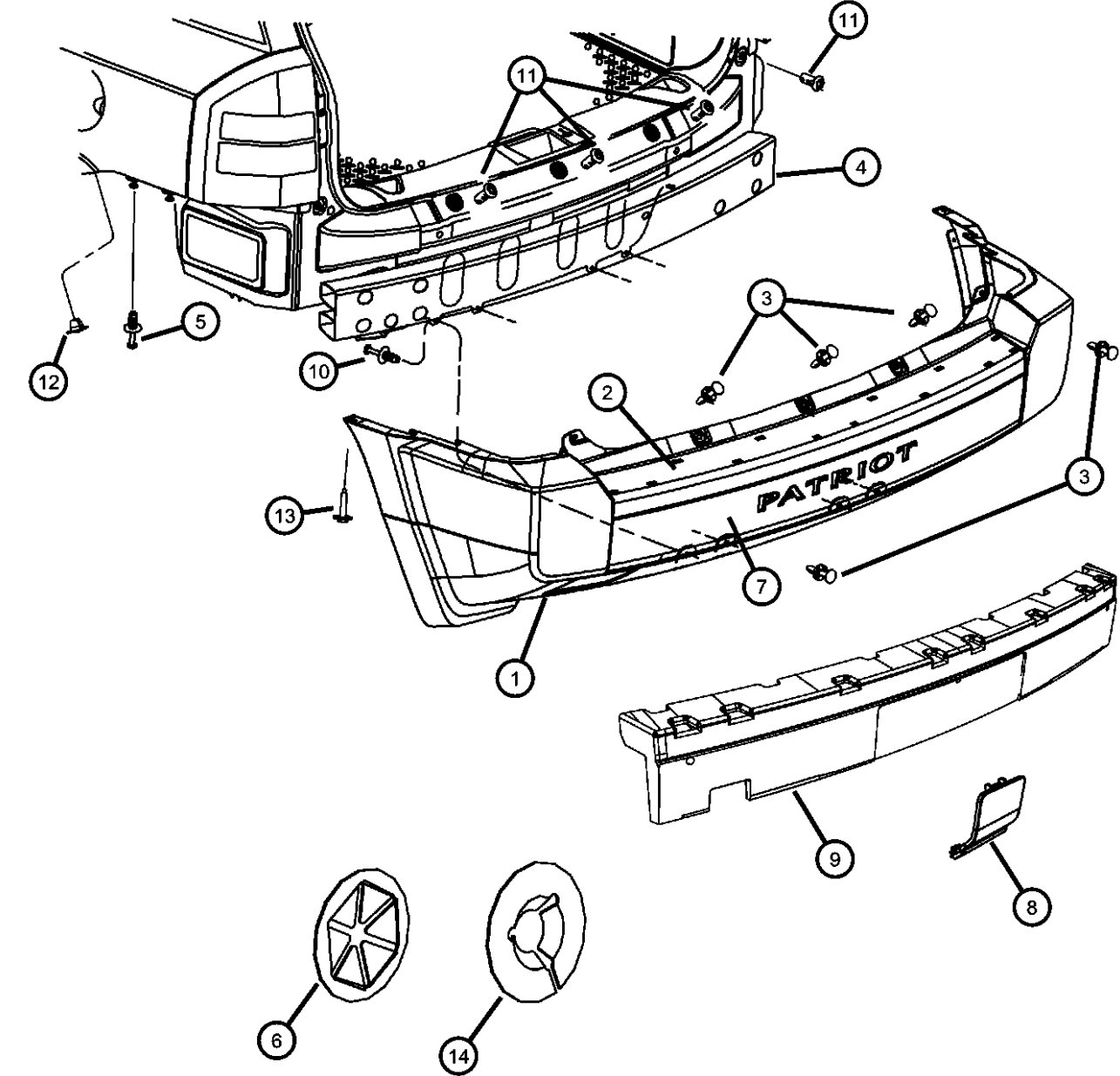
DEF = 6-Speed Manual Aisin BG6 Trans
DD7 = 5-Speed Manual T355 Transmission
DAV = Continuously Variable Transaxle II
DAW = Cont.Var. w/Off-Rd Crawl Ratio Trans

AR = use ase required - = Non illustrated part

Fascia, Rear, Patriot
Figure 13-310

ITEM	PART NUMBER	QTY	LINE	SERIES	BODY	ENGINE	TRANS	TRIM	DESCRIPTION
------	-------------	-----	------	--------	------	--------	-------	------	-------------

Sales Codes:
[MCU]= Body Color Fascia
[MCX]= Body Color Fascia With Bright Insert
[ML3]= Body Color Fascia
[MLA]= Body Color Fascia
[XEA]= Tow Hooks

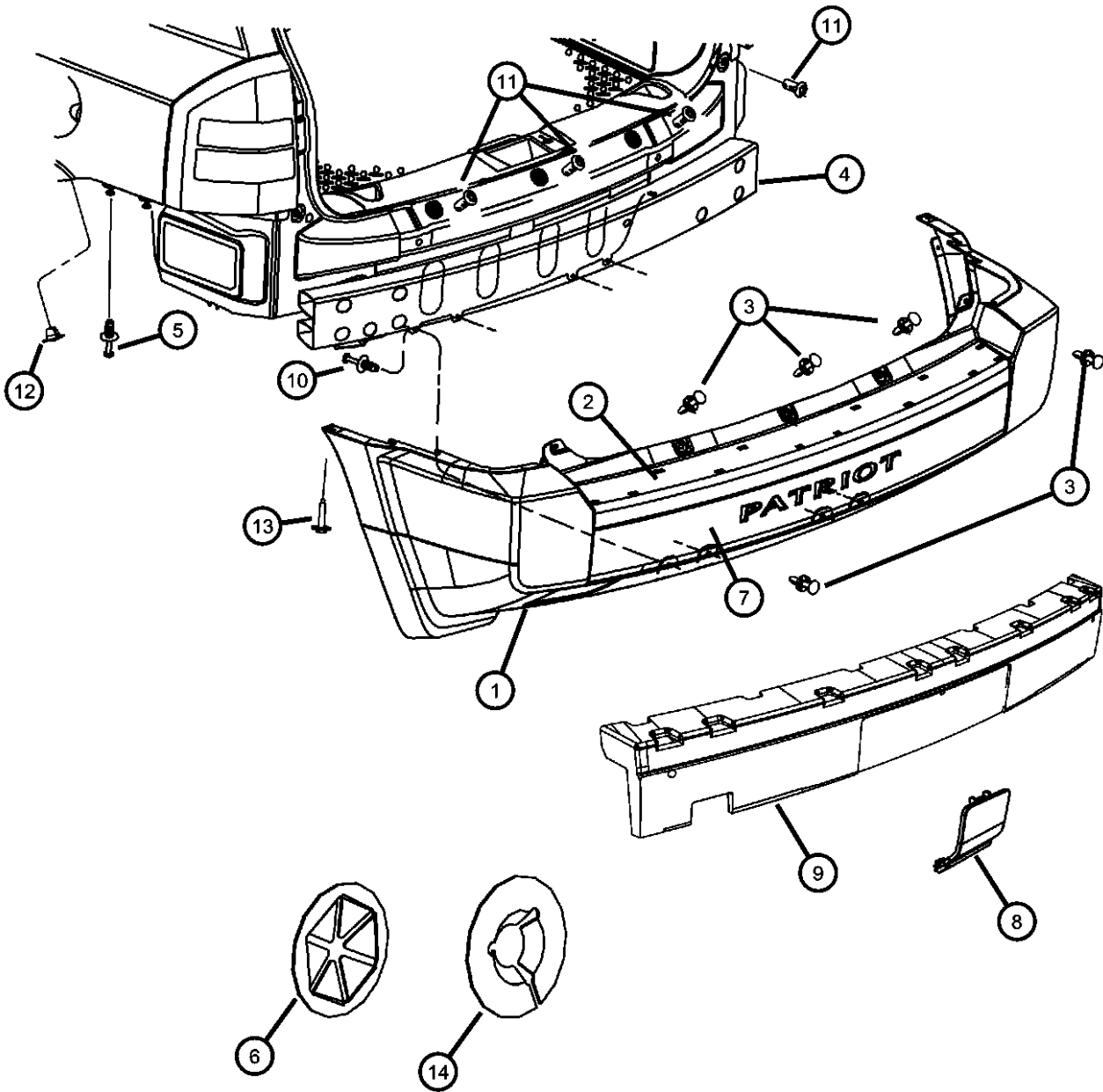


1									FASCIA, Rear, Primed, Paint as Required
	68021290AA	1	J, T, U		74				Body Color Fascia [ML3], Without Tow Hook [XEA]
	68021293AA	1	J, T		74				Body Color Fascia [MCX], With Tow Hook [XEA]
	68021294AA	1	J, T		74				Body Color Fascia [ML3], With Tow Hook [XEA]
	68021296AA	1	T, J		74				Body Color Fascia [MCX], Without Tow Hook [XEA]
	68021316AA	1	J, T, U		74				With Sales Code [MLA]
	68021317AA	1	J, T, U		74				With Sales Code [MCU]
2	05116331AA	1	J, T		74				SCUFF PAD, Rear Fascia
3	05160260AA	5	J, T, U		74				PIN, Push
4									REINFORCEMENT, Rear Bumper
	05116052AC	1	J, T, U		74				With Tow Eye Brackets [XEV]
	05303769AC	1	J, T, U		74				Without Tow Eye Brackets [XEV]
5	04806334AA	4	J, T, U		74				FASTENER, Fascia, To Body Side Aperture
6	06505049AA	3	J, T, U		74				NUT, M5, Foam to Fascia
7									NERF, Fascia
	05116497AA	1	J, T, U		74				Export
	1CR08WS2AA	1	J, T		74				
8	1CR13TZZAA	1	J, T, U		74				PLUG, Tow Hook
9									FOAM, Rear Bumper Fascia
	05116367AA	1	J, T, U		74				
	68002101AA	1	J, T, U		74				Without Tow Eye Brackets [XEV]
10	05166238AA	4	J, T, U		74				RIVET, Plastic
11	04806271AA	5	J, T, U		74				GROMMET, Fascia to iftgate Opening
12	06035401	2	J, T, U		74				NUT, Snap In, .164-18, Fascia to Body Side Aperture

COMPASS/PATRIOT (MK)		BODY	ENGINE	TRANSMISSION
SERIES	LINE			
H = HIGHLINE	T = JEEP - 2WD	49 = HATCHBACK TYPE #2	ECE = 2.0L 4 Cyl DOHC DPF Diesel Engine	DEF = 6-Speed Manual Aisin BG6 Trans
L = LOWLINE	J = JEEP - 4WD	74 = SPORT UTILITY 4-DR TYPE #4	ED3 = 2.4L 4 Cyl DOHC 16V Dual VVT Engine	DD7 = 5-Speed Manual T355 Transmission
P = PREMIUM	U = JEEP - 4WD (RHD)		ECD = 2.0L 4 Cyl DOHC Diesel 16V Engine	DAV = Continuously Variable Transaxle II
			ECN = 2.0L 4 Cyl DOHC 16V Dual VVT Engine	DAW = Cont.Var. w/Off-Rd Crawl Ratio Trans

Fascia, Rear, Patriot
Figure 13-310

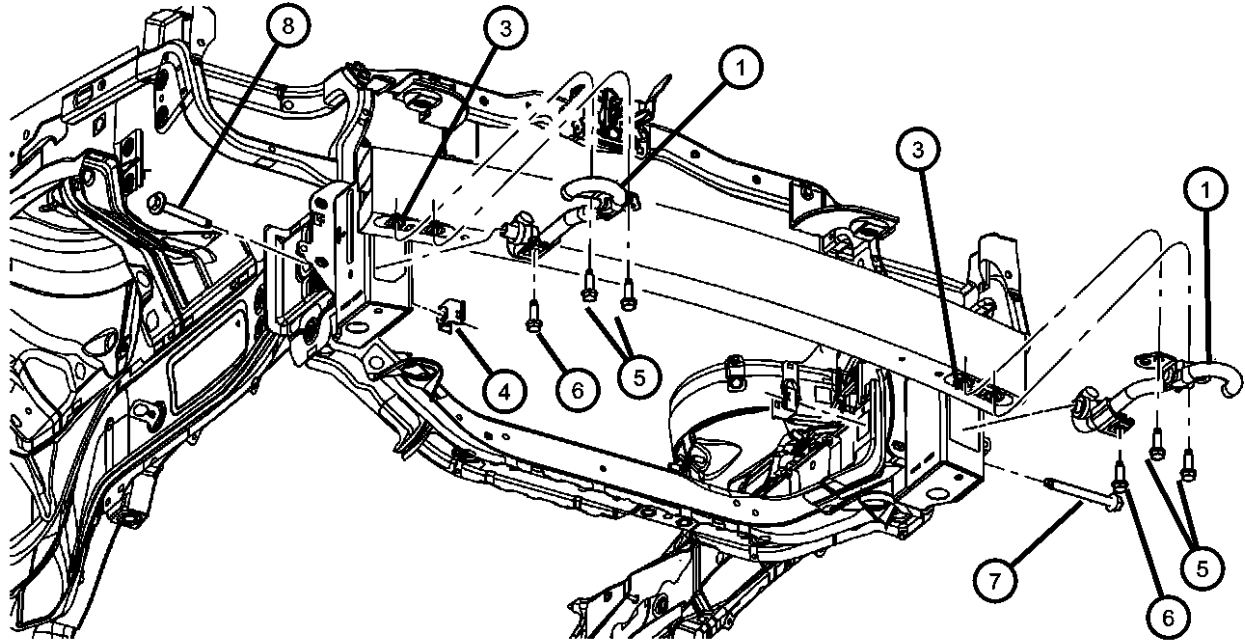
ITEM	PART NUMBER	QTY	LINE	SERIES	BODY	ENGINE	TRANS	TRIM	DESCRIPTION
13	06507238AA	2	J, T, U		74				SCREW, Hex Flange Head Tapping, M4.2x1.7x25
14	06036169AA	2	J, T		74				NUT, Spring Push On, .236, Foam to Fascia



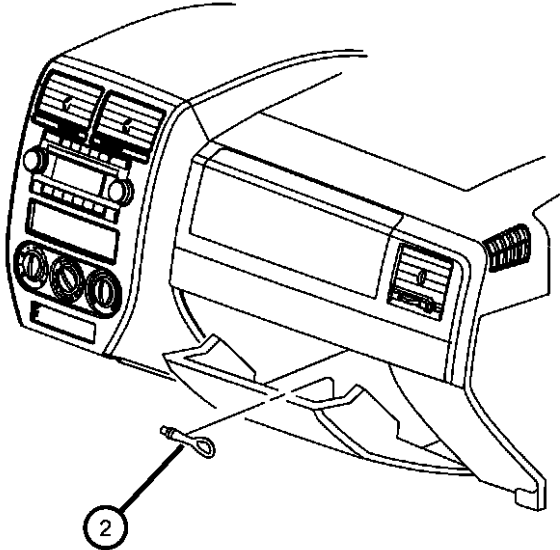
COMPASS/PATRIOT (MK)		BODY	ENGINE	TRANSMISSION
SERIES	LINE			
H = HIGHLINE	T = JEEP - 2WD	49 = HATCHBACK TYPE #2	ECE = 2.0L 4 Cyl DOHC DPF Diesel Engine	DEF = 6-Speed Manual Aisin BG6 Trans
L = LOWLINE	J = JEEP - 4WD	74 = SPORT UTILITY 4-DR TYPE #4	ED3 = 2.4L 4 Cyl DOHC 16V Dual VVT Engine	DD7 = 5-Speed Manual T355 Transmission
P = PREMIUM	U = JEEP - 4WD (RHD)		ECD = 2.0L 4 Cyl DOHC Diesel 16V Engine	DAV = Continuously Variable Transaxle II
			ECN = 2.0L 4 Cyl DOHC 16V Dual VVT Engine	DAW = Cont.Var. w/Off-Rd Crawl Ratio Trans

AR = use ase required - = Non illustrated part

Tow Hooks, Front
Figure 13-505



ITEM	PART NUMBER	QTY	LINE	SERIES	BODY	ENGINE	TRANS	TRIM	DESCRIPTION
1									HOOK, Tow
	05115268AC	1	J, T, U		74				Right
	05115269AC	1	J, T, U		74				Left
2									HOOK, Tow
	05067531AA	1	J, T, U		49				
		1	J, T, U		74				
3	05116361AB	2	J, T, U		74				BRACKET, Tow Hook
4	05116357AC	2	J, T, U		74				BRACKET, Tow Hook
5	06105064AA	4	J, T, U		74				BOLT, Hex Flange Head, M10x1.50x35.00, Hook to Bumper Beam
6	06105064AA	2	J, T, U		74				BOLT, Hex Flange Head, M10x1.50x35.00, Rail Inner to Hook
7	06105073AA	1	J, T, U		74				BOLT, Hex Head, M10x1.50x90, Tow Hook to Rail
8	06104432AA	1	J, T, U		74				BOLT, Hex Head, M10x1.50x80.0, Tow Hook to Rail

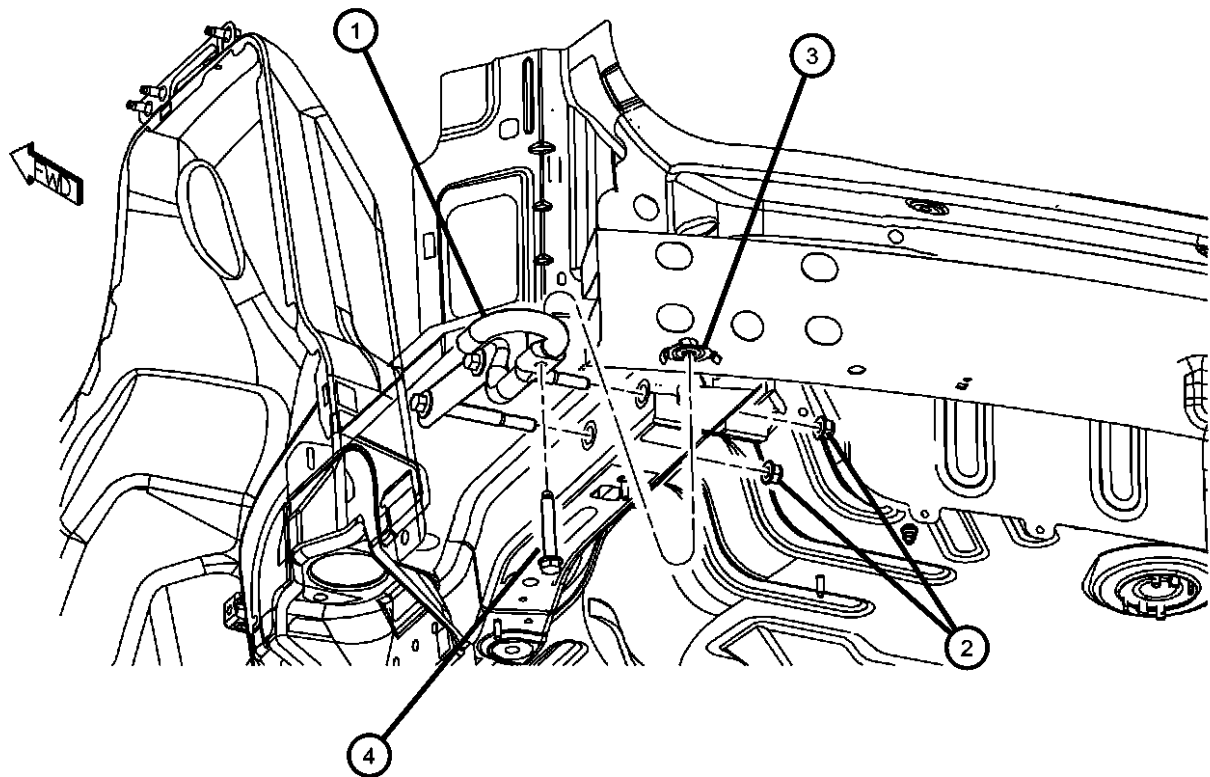


COMPASS/PATRIOT (MK)		BODY	ENGINE	TRANSMISSION
SERIES	LINE			
H = HIGHLINE	T = JEEP - 2WD	49 = HATCHBACK TYPE #2	ECE = 2.0L 4 Cyl DOHC DPF Diesel Engine	DEF = 6-Speed Manual Aisin BG6 Trans
L = LOWLINE	J = JEEP - 4WD	74 = SPORT UTILITY 4-DR TYPE #4	ED3 = 2.4L 4 Cyl DOHC 16V Dual VVT Engine	DD7 = 5-Speed Manual T355 Transmission
P = PREMIUM	U = JEEP - 4WD (RHD)		ECD = 2.0L 4 Cyl DOHC Diesel 16V Engine	DAV = Continuously Variable Transaxle II
			ECN = 2.0L 4 Cyl DOHC 16V Dual VVT Engine	DAW = Cont.Var. w/Off-Rd Crawl Ratio Trans

AR = use ase required - = Non illustrated part

Tow Hooks and Hitches, Rear
Figure 13-520

ITEM	PART NUMBER	QTY	LINE	SERIES	BODY	ENGINE	TRANS	TRIM	DESCRIPTION
1	05115270AB	1	J, T, U		74				HOOK, Tow
2	06104717AA	2	J, T, U		74				NUT, Hex Flange Lock, M10x1.50
3	05116360AB	1	J, T, U		74				PLATE, Tow Hook
4	06104428AA	1	J, T, U		74				BOLT AND CONED WASHER, Hex Head, M10X1.5X65.00


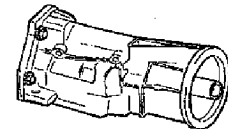


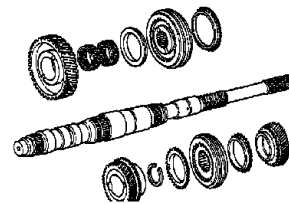
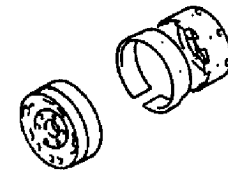
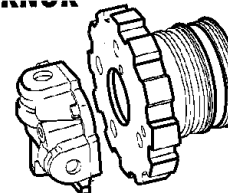
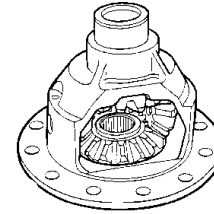
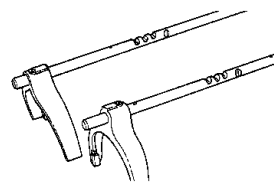


COMPASS/PATRIOT (MK)				
SERIES	LINE	BODY	ENGINE	TRANSMISSION
H = HIGHLINE	T = JEEP - 2WD	49 = HATCHBACK TYPE #2	ECE = 2.0L 4 Cyl DOHC DPF Diesel Engine	DEF = 6-Speed Manual Aisin BG6 Trans
L = LOWLINE	J = JEEP - 4WD	74 = SPORT UTILITY 4-DR TYPE #4	ED3 = 2.4L 4 Cyl DOHC 16V Dual VVT Engine	DD7 = 5-Speed Manual T355 Transmission
P = PREMIUM	U = JEEP - 4WD (RHD)		ECD = 2.0L 4 Cyl DOHC Diesel 16V Engine	DAV = Continuously Variable Transaxle II
			ECN = 2.0L 4 Cyl DOHC 16V Dual VVT Engine	DAW = Cont.Var. w/Off-Rd Crawl Ratio Trans

AR = use ase required - = Non illustrated part

Group - 14

Fuel

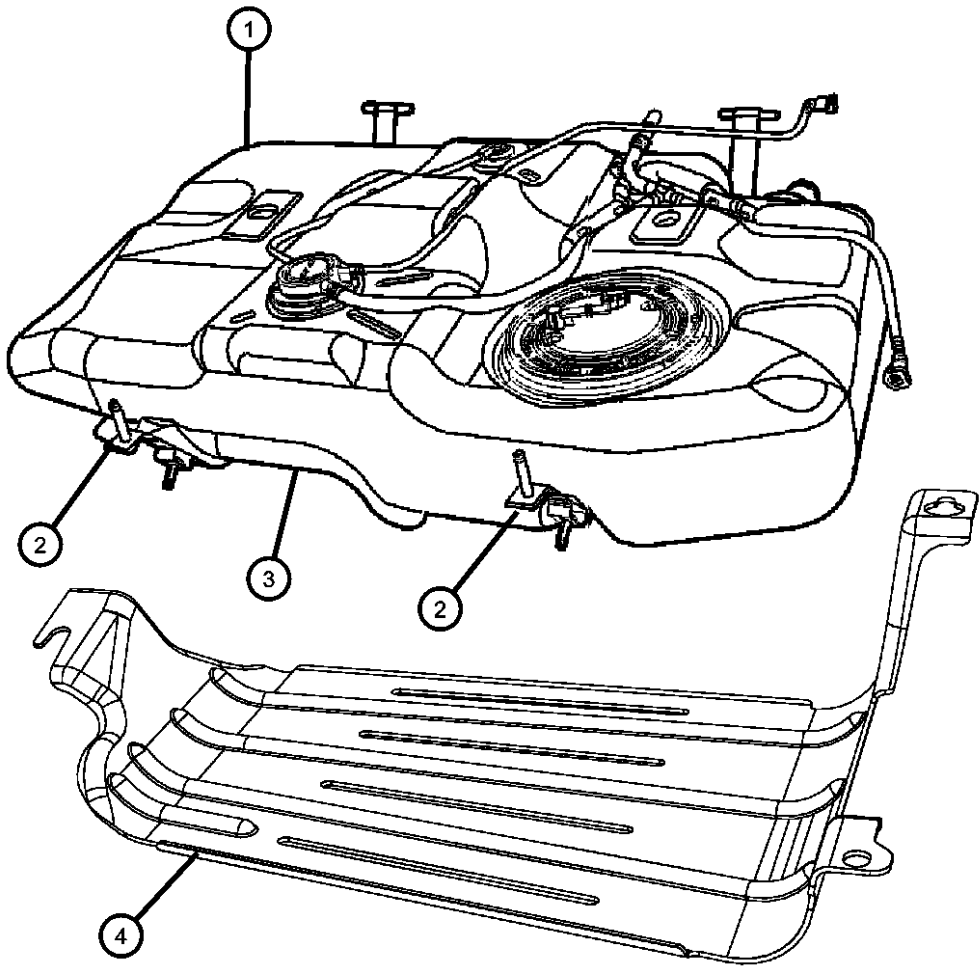
014-100 Fuel Tank	014-1000 Accelerator Pedal	014-200 Fuel Tank Filler Tube	014-300 Fuel Lines
			
014-400 Fuel Rail and Injectors	014-500 Fuel Pump and Sending Unit	014-600 Throttle Body	014-800 Air Cleaner
			
014-900 Air Inlet Components			
			

Group - 14 Fuel

Illustration Title	Group-Fig. No.
Fuel Tank	
Fuel Tank and Related.....	Fig. 14 - 105
Fuel Tank Filler Tube	
Fuel Filler Tube and Related	Fig. 14 - 205
Fuel Lines	
Fuel Lines and Related	Fig. 14 - 305
Fuel Lines and Related	Fig. 14 - 310
Fuel Lines and Related	Fig. 14 - 315
Fuel Rail and Injectors	
Fuel Rail and Related.....	Fig. 14 - 405
Fuel Pump and Sending Unit	
Fuel Pump Module.....	Fig. 14 - 505
Fuel Filter and Related.....	Fig. 14 - 530
Throttle Body	
Throttle Body and Related.....	Fig. 14 - 605
Air Cleaner	
Air Cleaner and Related	Fig. 14 - 805
Air Cleaner and Related	Fig. 14 - 810
Air Inlet Components	
Air Inlet and Components.....	Fig. 14 - 905
Accelerator Pedal	
Accelerator Pedal and Related.....	Fig. 14 - 1005

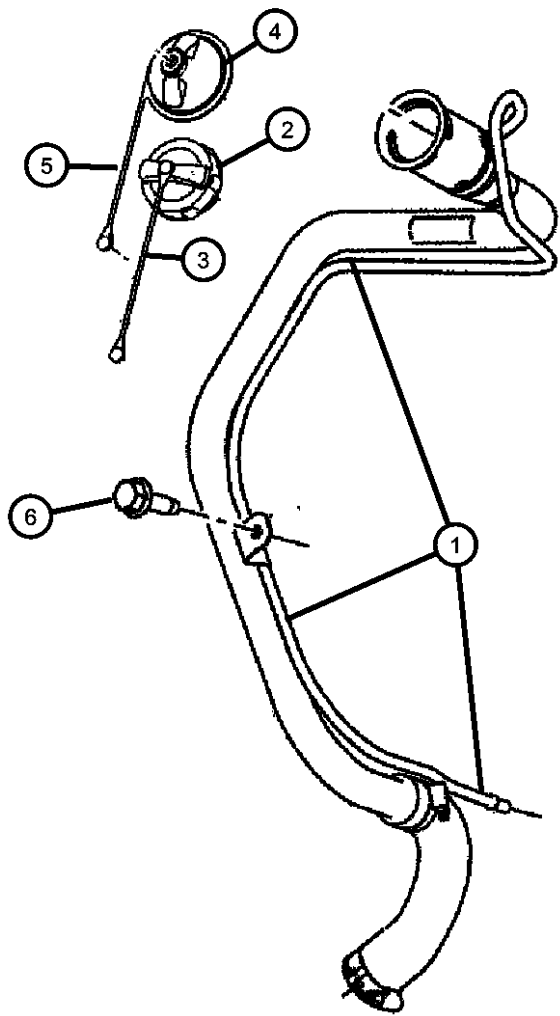
Fuel Tank and Related
Figure 14-105

ITEM	PART NUMBER	QTY	LINE	SERIES	BODY	ENGINE	TRANS	TRIM	DESCRIPTION
1									TANK, Fuel
	05105135AG	1	T		49, 74	ECN, ED3			[NFL]
	05105136AF	1	J, U		49	ED3			[NF6]
		1	J, U		74	ED3			[NF6]
	05105574AG	1	J, U		49	ECD, ECE			[NF6]
		1	J, U		74	ECD, ECE			[NF6]
2									STRAP, Fuel Tank
	05105548AC	1	T		49, 74				Right
	05105549AC	2	J, U		49				All Wheel Drive
		2	J, U		74				All Wheel Drive
		1	T		49, 74				Left
3									SHIELD, Fuel Tank Heat
	05105334AD	1	J, U		49	ED3			[NF6]
		1	J, U		74	ED3			[NF6]
		1	J, U		49	ECD, ECE			[NF6]
		1	J, U		74	ECD, ECE			[NF6]
	05105336AC	1	T		49, 74	ECN, ED3			[NFL]
4									PLATE, Skid
	05105234AA	1	J, T, U		49				Right
		1	J, T, U		74				Right
	05105235AA	1	J, T, U		49				Left
		1	J, T, U		74				Left



COMPASS/PATRIOT (MK)		BODY	ENGINE	TRANSMISSION
SERIES	LINE			
H = HIGHLINE	T = JEEP - 2WD	49 = HATCHBACK TYPE #2	ECE = 2.0L 4 Cyl DOHC DPF Diesel Engine	DEF = 6-Speed Manual Aisin BG6 Trans
L = LOWLINE	J = JEEP - 4WD	74 = SPORT UTILITY 4-DR TYPE #4	ED3 = 2.4L 4 Cyl DOHC 16V Dual VVT Engine	DD7 = 5-Speed Manual T355 Transmission
P = PREMIUM	U = JEEP - 4WD (RHD)		ECD = 2.0L 4 Cyl DOHC Diesel 16V Engine	DAV = Continuously Variable Transaxle II
			ECN = 2.0L 4 Cyl DOHC 16V Dual VVT Engine	DAW = Cont.Var. w/Off-Rd Crawl Ratio Trans

Fuel Filler Tube and Related
Figure 14-205

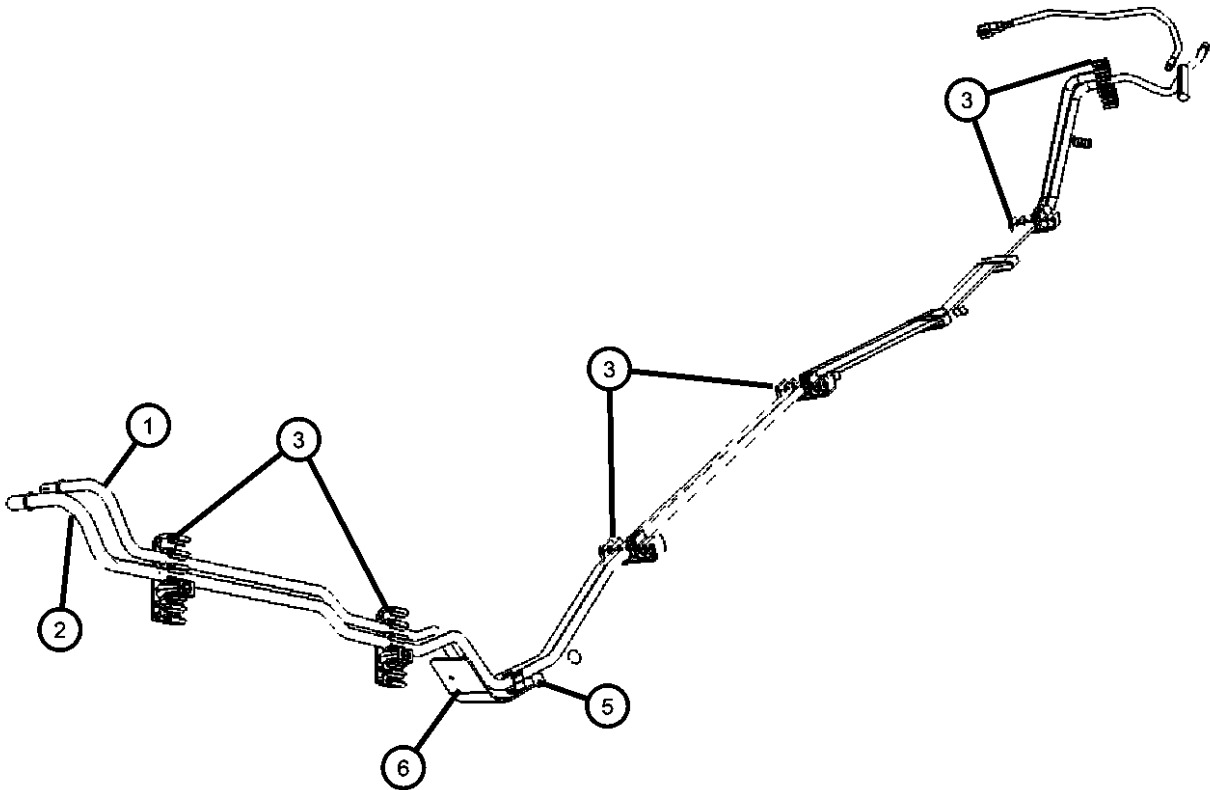


ITEM	PART NUMBER	QTY	LINE	SERIES	BODY	ENGINE	TRANS	TRIM	DESCRIPTION
1									TUBE, Fuel Filler
	04726227AF	1	J, T, U		49	ECD, ECE			
	05105806AC	1	J, T, U		74	ECN, ED3			
	05105807AD	1	J, T, U		74	ECD, ECE			
	05105255AE	1	J, T, U		49	ED3, ECN			
2									CAP, Fuel Filler
	05278632AG	1	J, T, U		49				
		1	U, J, T		74				
3									TETHER, Fuel Filler Cap
	04682676	1	J, T, U		49				
		1	J, T, U		74				
4									CAP KIT, Fuel Tank Locking
	68030940AA	1	J, T, U		49				
		1	J, T, U		74				
5									TETHER, Fuel Filler Cap
	05278461AA	1	J, T, U		49				
		1	J, T, U		74				
6	06105150AA	1	J, T, U		49, 74				SCREW, Hex Flange Head, M6x1.00x20.00

COMPASS/PATRIOT (MK)				
SERIES	LINE	BODY	ENGINE	TRANSMISSION
H = HIGHLINE	T = JEEP - 2WD	49 = HATCHBACK TYPE #2	ECE = 2.0L 4 Cyl DOHC DPF Diesel Engine	DEF = 6-Speed Manual Aisin BG6 Trans
L = LOWLINE	J = JEEP - 4WD	74 = SPORT UTILITY 4-DR TYPE #4	ED3 = 2.4L 4 Cyl DOHC 16V Dual VVT Engine	DD7 = 5-Speed Manual T355 Transmission
P = PREMIUM	U = JEEP - 4WD (RHD)		ECD = 2.0L 4 Cyl DOHC Diesel 16V Engine	DAV = Continuously Variable Transaxle II
			ECN = 2.0L 4 Cyl DOHC 16V Dual VVT Engine	DAW = Cont.Var. w/Off-Rd Crawl Ratio Trans

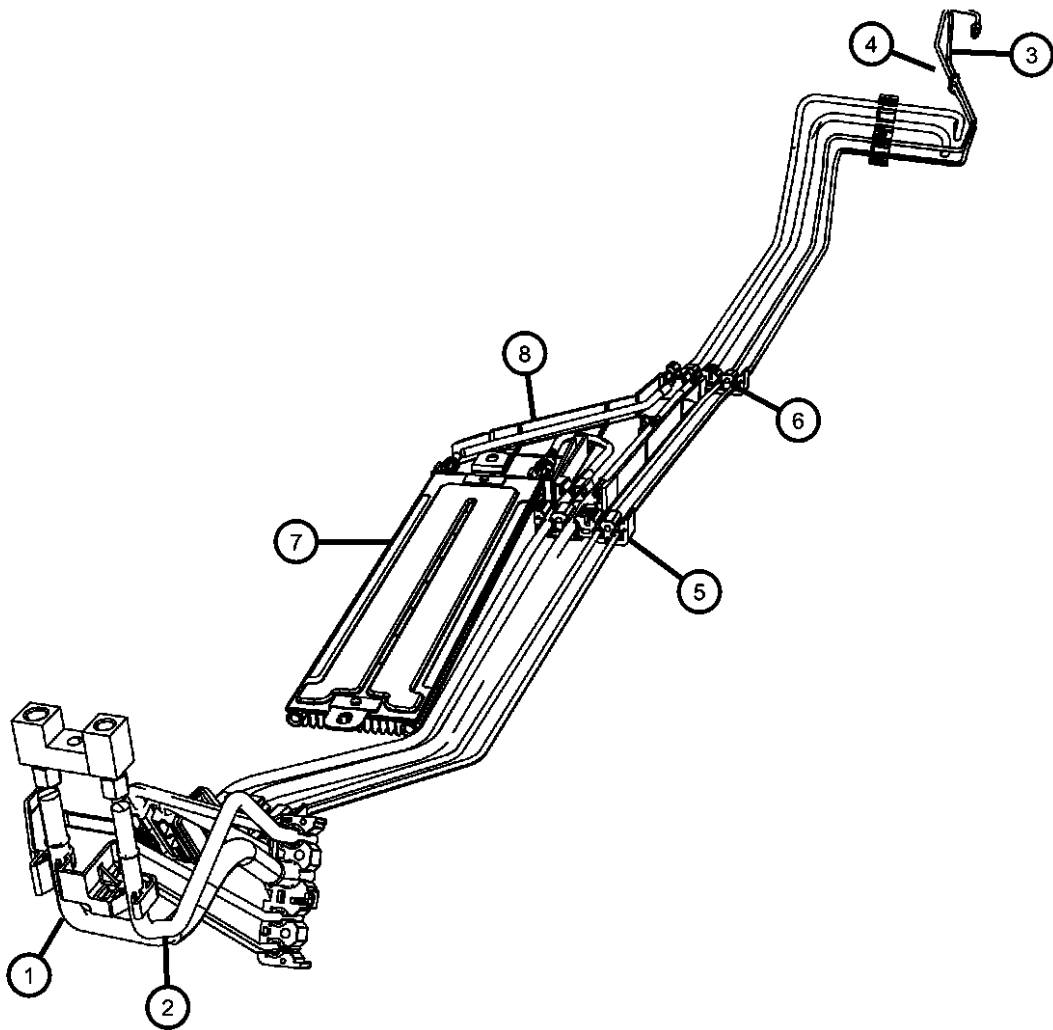
Fuel Lines and Related
Figure 14-305

ITEM	PART NUMBER	QTY	LINE	SERIES	BODY	ENGINE	TRANS	TRIM	DESCRIPTION
1	05189338AA	1	J, T, U		49	ECN, ED3			TUBE, Fuel Supply
		1	J, T, U		74	ECN, ED3			
2	05189339AB	1	J, T, U		49	ECN, ED3			TUBE, Fuel Vapor
		1	J, T, U		74	ECN, ED3			
3	05189342AA	1	J, T, U		49	ECN, ED3			CLIP, Fuel Line
		1	U, J, T		74	ECN, ED3			
-4	05189343AA	1	J, T, U		49	ECN, ED3			CLIP, Fuel Line
		1	J, T, U		74	ECN, ED3			[2 Line]
									[2 Line]
5	05189344AA	1	J, T, U		49	ECN, ED3			BUMPER, Rubber
		1	J, T, U		74	ECN, ED3			
6	68019078AA	1	J, T, U		49	ECN, ED3			SHIELD, Fuel and Brake Bundle



COMPASS/PATRIOT (MK)		BODY	ENGINE	TRANSMISSION
SERIES	LINE			
H = HIGHLINE	T = JEEP - 2WD	49 = HATCHBACK TYPE #2	ECE = 2.0L 4 Cyl DOHC DPF Diesel Engine	DEF = 6-Speed Manual Aisin BG6 Trans
L = LOWLINE	J = JEEP - 4WD	74 = SPORT UTILITY 4-DR TYPE #4	ED3 = 2.4L 4 Cyl DOHC 16V Dual VVT Engine	DD7 = 5-Speed Manual T355 Transmission
P = PREMIUM	U = JEEP - 4WD (RHD)		ECD = 2.0L 4 Cyl DOHC Diesel 16V Engine	DAV = Continuously Variable Transaxle II
			ECN = 2.0L 4 Cyl DOHC 16V Dual VVT Engine	DAW = Cont.Var. w/Off-Rd Crawl Ratio Trans

Fuel Lines and Related
Figure 14-310

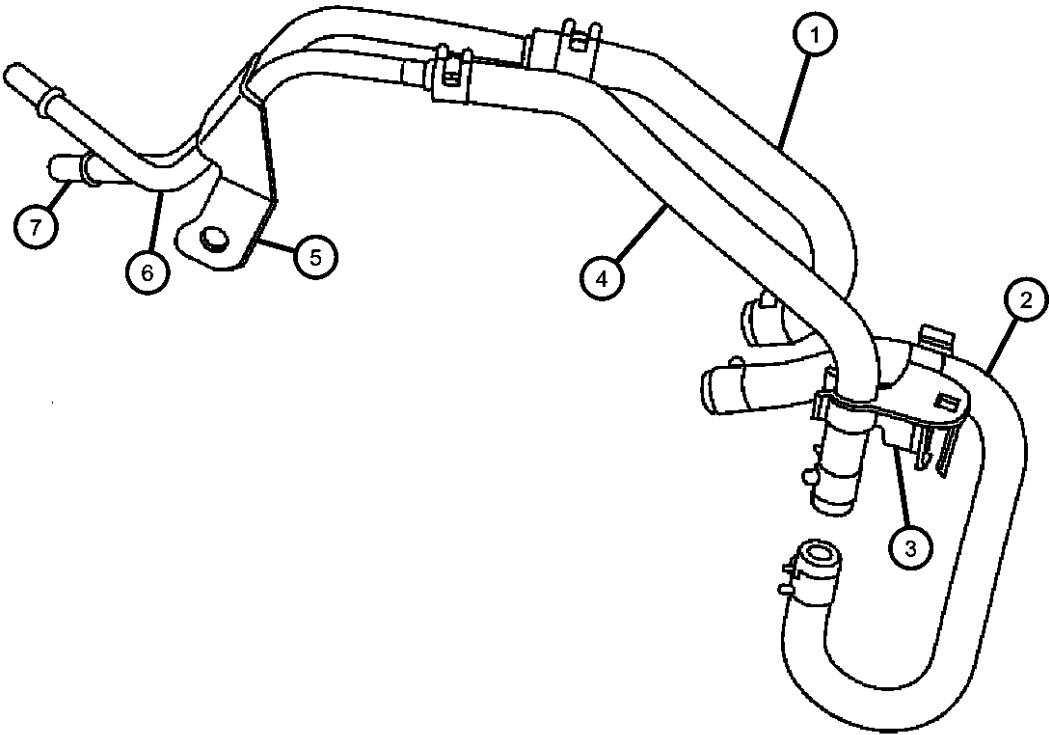


ITEM	PART NUMBER	QTY	LINE	SERIES	BODY	ENGINE	TRANS	TRIM	DESCRIPTION
------	----------------	-----	------	--------	------	--------	-------	------	-------------

NOTE: Sales Codes: [ED3] = 2.4L DOHC 16V Dual V.V.T [ECN] = 2.0L 4 Cyl. DOHC 16V Dual V.V.T [EER] = 2.7L V6 DOHC 24V MPI [EGF] = 3.5L High Output V6 24V MPI [ECD] = 2.0L 4 Cyl. DOHC Diesel 16V									
1									TUBE, Fuel Supply
	05189346AA	1	J, T, U		49	ECD, ECE			
		1	J, T, U		74	ECD, ECE			
2	05189345AB	1	J, T, U		49	ECD, ECE			TUBE, Fuel Return
3	05189345AB	1							TUBE, Fuel Supply, (NOT SERVICED)
4	05189347AB	1	J, T, U		49	ECD, ECE			TUBE, Fuel Return
5									CLIP, Fuel Bundle
	05137750AA	1	J, T, U		49	ECD, ECE			
		1	J, T, U		74	ECD, ECE			
6	05189342AA	6	J, T, U		49	ECD, ECE			CLIP, Fuel Line
7									COOLER, Fuel, Diesel
	05105636AA	1	J, T, U		49	ECD, ECE			
		1	J, T, U		74	ECD, ECE			
8	05105811AA	1	J, T, U		49	ECD, ECE			SHIELD, Fuel Line
-9	68019092AA	1	J, T, U		49	ECD, ECE			SHIELD, Fuel and Brake Bundle

COMPASS/PATRIOT (MK)		BODY		ENGINE		TRANSMISSION	
SERIES	LINE						
H = HIGHLINE	T = JEEP - 2WD	49 = HATCHBACK TYPE #2	ECE = 2.0L 4 Cyl DOHC DPF	DEF = 6-Speed Manual Aisin BG6			
L = LOWLINE	J = JEEP - 4WD	74 = SPORT UTILITY 4-DR	Diesel Engine	Trans			
P = PREMIUM	U = JEEP - 4WD (RHD)	TYPE #4	ED3 = 2.4L 4 Cyl DOHC 16V	DD7 = 5-Speed Manual T355			
			Dual VVT Engine	Transmission			
			ECD = 2.0L 4 Cyl DOHC	DAV = Continuously Variable			
			Diesel 16V Engine	Transaxle II			
			ECN = 2.0L 4 Cyl DOHC 16V	DAW = Cont.Var. w/Off-Rd Crawl			
			Dual VVT Engine	Ratio Trans			

Fuel Lines and Related
Figure 14-315

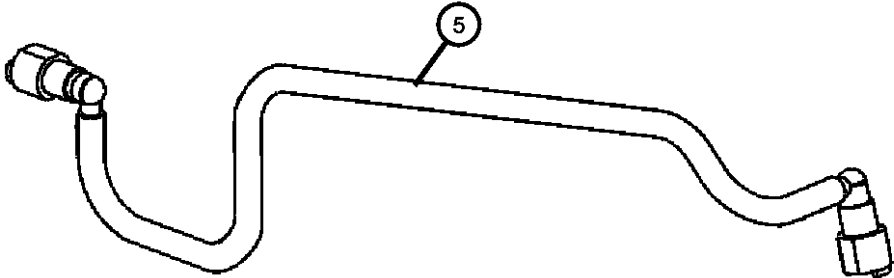
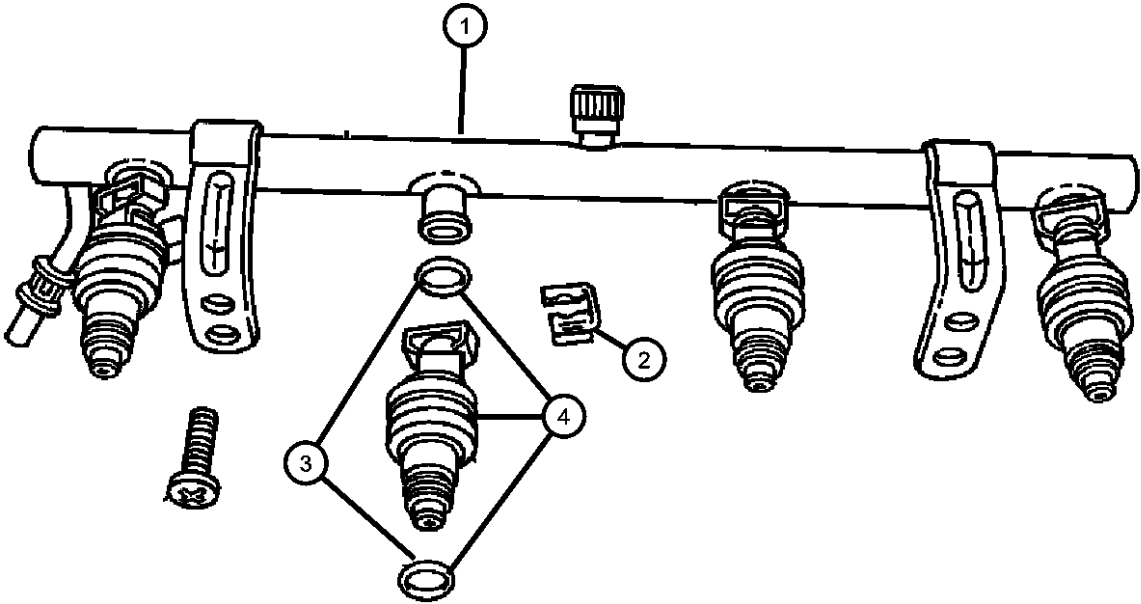


ITEM	PART NUMBER	QTY	LINE	SERIES	BODY	ENGINE	TRANS	TRIM	DESCRIPTION
1	05085369AA	1	J, T, U		49	ECD, ECE			HOSE, Fuel Supply
		1	J, T, U		74	ECD, ECE			
2	05105443AA	1	J, T, U		49	ECD, ECE			HOSE, Fuel Return
		1	J, T, U		74	ECD, ECE			
3	05105714AA	1	J, T, U		49	ECD, ECE			CLIP, Fuel Bundle
		1	J, T, U		74	ECD, ECE			
4	05085370AA	1	J, T, U		49	ECD, ECE			HOSE, Fuel Return
		1	J, T, U		74	ECD, ECE			
5		1							BRACKET, Service with fuel bundle 05105444AA, (NOT SERVICED)
6	05189346AA	1	J, T, U		49	ECD, ECE			TUBE, Fuel Supply, Service with fuel bundle 05105444AA
		1	J, T, U		74	ECD, ECE			
7		1							TUBE, Fuel Supply, Service with fuel bundle 05105444AA, (NOT SERVICED)
-8	05189342AA	1	J, T, U		49	ECD, ECE			CLIP, Fuel Line
		1	J, T, U		74	ECD, ECE			[5 Tube]
	05189343AA	1	J, T, U		49	ECD, ECE			[2 Tube]
		1	J, T, U		74	ECD, ECE			[2 Tube]

COMPASS/PATRIOT (MK)		BODY		ENGINE		TRANSMISSION
SERIES	LINE					
H = HIGHLINE	T = JEEP - 2WD	49 = HATCHBACK TYPE #2		ECE = 2.0L 4 Cyl DOHC DPF Diesel Engine		DEF = 6-Speed Manual Aisin BG6 Trans
L = LOWLINE	J = JEEP - 4WD	74 = SPORT UTILITY 4-DR TYPE #4		ED3 = 2.4L 4 Cyl DOHC 16V Dual VVT Engine		DD7 = 5-Speed Manual T355 Transmission
P = PREMIUM	U = JEEP - 4WD (RHD)			ECD = 2.0L 4 Cyl DOHC Diesel 16V Engine		DAV = Continuously Variable Transaxle II
				ECN = 2.0L 4 Cyl DOHC 16V Dual VVT Engine		DAW = Cont.Var. w/Off-Rd Crawl Ratio Trans

Fuel Rail and Related
Figure 14-405

ITEM	PART NUMBER	QTY	LINE	SERIES	BODY	ENGINE	TRANS	TRIM	DESCRIPTION
1	04891575AA	1	J, T, U		49	ECN, ED3			RAIL, Fuel
		1	J, T, U		74	ECN, ED3			
2	04418257AB	4	J, T, U		49	ECN, ED3			CLIP, Fuel Injector
		4	J, T, U		74	ECN, ED3			
3	04897125AA	1	J, T, U		49	ECN, ED3			O RING KIT, Fuel Injector
		1	J, T, U		74	ECN, ED3			
4	04891577AB	4	J, T, U		49	ECN, ED3			INJECTOR, Fuel
		4	J, T, U		74	ECN, ED3			
5	05105112AD	1	J, T, U		49	ECN, ED3			TUBE, Fuel Supply
		1	J, T, U		74	ECN, ED3			



COMPASS/PATRIOT (MK)					
SERIES	LINE	BODY	ENGINE	TRANSMISSION	
H = HIGHLINE	T = JEEP - 2WD	49 = HATCHBACK TYPE #2	ECE = 2.0L 4 Cyl DOHC DPF Diesel Engine	DEF = 6-Speed Manual Aisin BG6 Trans	
L = LOWLINE	J = JEEP - 4WD	74 = SPORT UTILITY 4-DR TYPE #4	ED3 = 2.4L 4 Cyl DOHC 16V Dual VVT Engine	DD7 = 5-Speed Manual T355 Transmission	
P = PREMIUM	U = JEEP - 4WD (RHD)		ECD = 2.0L 4 Cyl DOHC Diesel 16V Engine	DAV = Continuously Variable Transaxle II	
			ECN = 2.0L 4 Cyl DOHC 16V Dual VVT Engine	DAW = Cont.Var. w/Off-Rd Crawl Ratio Trans	

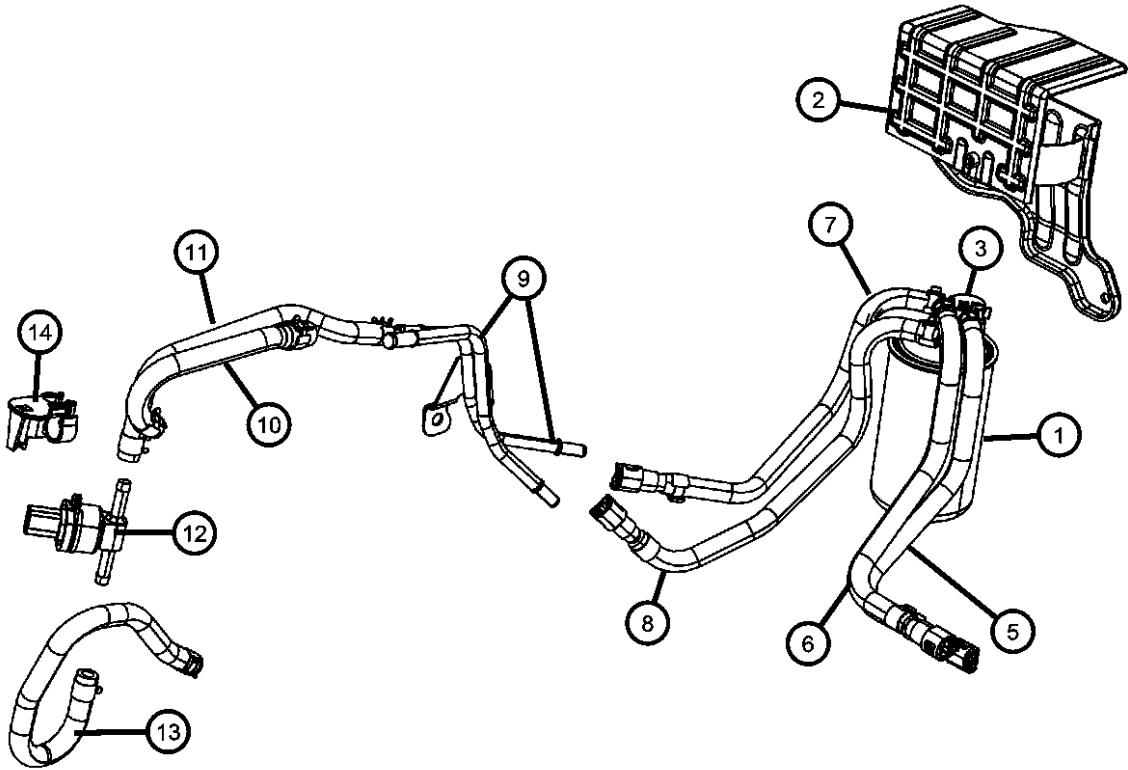
Fuel Pump Module
Figure 14-505

ITEM	PART NUMBER	QTY	LINE	SERIES	BODY	ENGINE	TRANS	TRIM	DESCRIPTION
1									MODULE PACKAGE, Fuel Tank
	05183201AB	1	T		49, 74	ECN, ED3			[NFL]
	05183202AB	1	J, U		49	ED3			[NF6]
		1	J, U		74	ED3			[NF6]
	68003358AA	1	J, U		49	ECD, ECE			[NF6]
		1	J, U		74	ECD, ECE			[NF6]
2									O RING, Fuel Pump and Level Unit
	55366298AA	1	J, U		74	ECD, ECE			[NF6]
		1	T		49, 74	ECN, ED3			[NFL]
		1	J, U		49	ED3			[NF6]
		1	J, U		74	ED3			[NF6]
		1	J, U		49	ECD, ECE			[NF6]
3									RING, Lock, Fuel Module
	55366299AA	1	J, U		49	ED3			[NF6]
		1	J, U		74	ED3			[NF6]
		1	J, U		49	ECD, ECE			[NF6]
		1	J, U		74	ECD, ECE			[NF6]
		1	T		49, 74	ECN, ED3			[NFL]
4									LEVEL UNIT PACKAGE, Fuel
	05183203AA	1	T		49, 74	ECN, ED3			[NFL]
		1	J, U		49	ED3			[NF6] Primary
		1	J, U		74	ED3			[NF6] Primary
5	05183204AA	1	J, U		49, 74	ED3			LEVEL UNIT PACKAGE, Fuel, [NF6] Secondary
6									O RING, Fuel Pump and Level Unit
	05105331AA	1	J, U		74	ECD, ECE			[NF6]
		1	J, U		49	ED3			[NF6]
		1	J, U		74	ED3			[NF6]
		1	J, U		49	ECD, ECE			[NF6]
7	05105332AB	1	J, U		49	ED3			RING, Lock, Fuel Module
8									TUBE, Fuel Supply
	05105327AA	1	J, U		49	ED3			[NF6]
		1	J, U		74	ED3			[NF6]

COMPASS/PATRIOT (MK)		BODY		ENGINE	TRANSMISSION
SERIES	LINE				
H = HIGHLINE	T = JEEP - 2WD	49 = HATCHBACK TYPE #2		ECE = 2.0L 4 Cyl DOHC DPF Diesel Engine	DEF = 6-Speed Manual Aisin BG6 Trans
L = LOWLINE	J = JEEP - 4WD	74 = SPORT UTILITY 4-DR TYPE #4		ED3 = 2.4L 4 Cyl DOHC 16V Dual VVT Engine	DD7 = 5-Speed Manual T355 Transmission
P = PREMIUM	U = JEEP - 4WD (RHD)			ECD = 2.0L 4 Cyl DOHC Diesel 16V Engine	DAV = Continuously Variable Transaxle II
				ECN = 2.0L 4 Cyl DOHC 16V Dual VVT Engine	DAW = Cont.Var. w/Off-Rd Crawl Ratio Trans

AR = use ase required - = Non illustrated part

Fuel Filter and Related
Figure 14-530



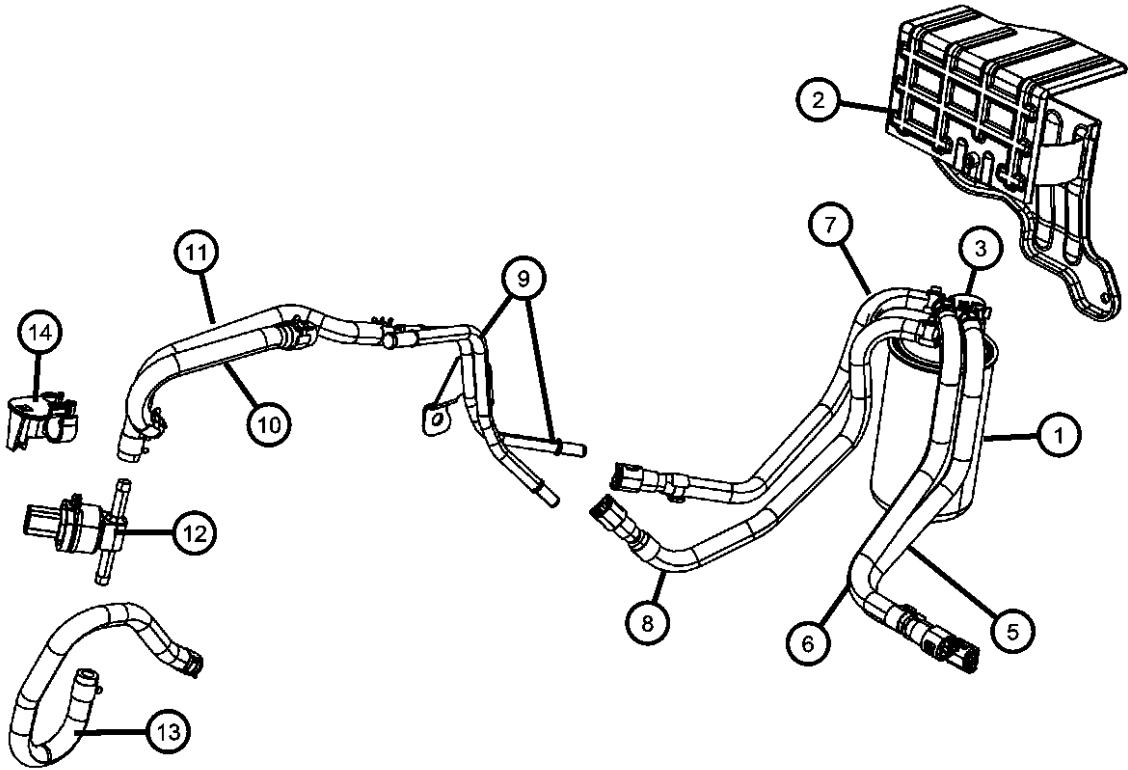
ITEM	PART NUMBER	QTY	LINE	SERIES	BODY	ENGINE	TRANS	TRIM	DESCRIPTION
1	05166780AA	1	J, T, U		49	ECD, ECE			FILTER, Fuel
		1	J, T, U		74	ECD, ECE			
2	05085574AD	1	J, T, U		49	ECD, ECE			BRACKET, Fuel Filter
		1	J, T, U		74	ECD, ECE			
3	05179522AA	1	J, T, U		49	ECD, ECE			VALVE, Flow
		1	J, T, U		74	ECD, ECE			
4	05179912AA	1	J, T, U		49	ECD, ECE			CLIP, Flow Valve
		1	J, T, U		74	ECD, ECE			
5	68000472AA	1	J, T, U		49	ECD, ECE			HOSE, Fuel Filter
		1	J, T, U		74	ECD, ECE			
6	68000473AA	1	J, T, U		49	ECD, ECE			HOSE, Fuel Filter
		1	J, T, U		74	ECD, ECE			
7	68000474AA	1	J, T, U		49	ECD, ECE			HOSE, Fuel Filter
		1	J, T, U		74	ECD, ECE			
8	68000475AA	1	J, T, U		49	ECD, ECE			HOSE, Fuel Filter
		1	J, T, U		74	ECD, ECE			
9	05179913AA	1	J, T, U		49	ECD, ECE			TUBE, Fuel Supply and Return
		1	J, T, U		74	ECD, ECE			
10	05085369AA	1	J, T, U		49	ECD, ECE			HOSE, Fuel Supply
		1	J, T, U		74	ECD, ECE			
11	05085370AA	1	J, T, U		49	ECD, ECE			HOSE, Fuel Return
		1	J, T, U		74	ECD, ECE			

COMPASS/PATRIOT (MK)		BODY	ENGINE	TRANSMISSION
SERIES	LINE			
H = HIGHLINE	T = JEEP - 2WD	49 = HATCHBACK TYPE #2	ECE = 2.0L 4 Cyl DOHC DPF Diesel Engine	DEF = 6-Speed Manual Aisin BG6 Trans
L = LOWLINE	J = JEEP - 4WD	74 = SPORT UTILITY 4-DR TYPE #4	ED3 = 2.4L 4 Cyl DOHC 16V Dual VVT Engine	DD7 = 5-Speed Manual T355 Transmission
P = PREMIUM	U = JEEP - 4WD (RHD)		ECD = 2.0L 4 Cyl DOHC Diesel 16V Engine	DAV = Continuously Variable Transaxle II
			ECN = 2.0L 4 Cyl DOHC 16V Dual VVT Engine	DAW = Cont.Var. w/Off-Rd Crawl Ratio Trans

AR = use ase required - = Non illustrated part

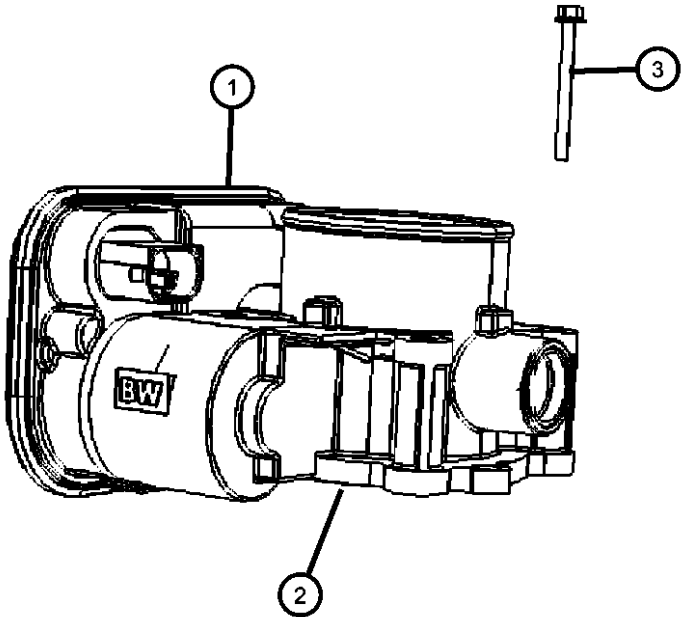
Fuel Filter and Related
Figure 14-530

ITEM	PART NUMBER	QTY	LINE	SERIES	BODY	ENGINE	TRANS	TRIM	DESCRIPTION
12	05033378AA	1	J, T, U		49	ECD, ECE			SENSOR, Fuel Temperature
		1	J, T, U		74	ECD, ECE			
13	05105443AA	1	J, T, U		49	ECD, ECE			HOSE, Fuel Return
		1	J, T, U		74	ECD, ECE			
14	05105714AA	1	J, T, U		49	ECD, ECE			CLIP, Fuel Bundle
		1	J, T, U		74	ECD, ECE			



COMPASS/PATRIOT (MK)		BODY	ENGINE	TRANSMISSION
SERIES	LINE			
H = HIGHLINE	T = JEEP - 2WD	49 = HATCHBACK TYPE #2	ECE = 2.0L 4 Cyl DOHC DPF Diesel Engine	DEF = 6-Speed Manual Aisin BG6 Trans
L = LOWLINE	J = JEEP - 4WD	74 = SPORT UTILITY 4-DR TYPE #4	ED3 = 2.4L 4 Cyl DOHC 16V Dual VVT Engine	DD7 = 5-Speed Manual T355 Transmission
P = PREMIUM	U = JEEP - 4WD (RHD)		ECD = 2.0L 4 Cyl DOHC Diesel 16V Engine	DAV = Continuously Variable Transaxle II
			ECN = 2.0L 4 Cyl DOHC 16V Dual VVT Engine	DAW = Cont.Var. w/Off-Rd Crawl Ratio Trans

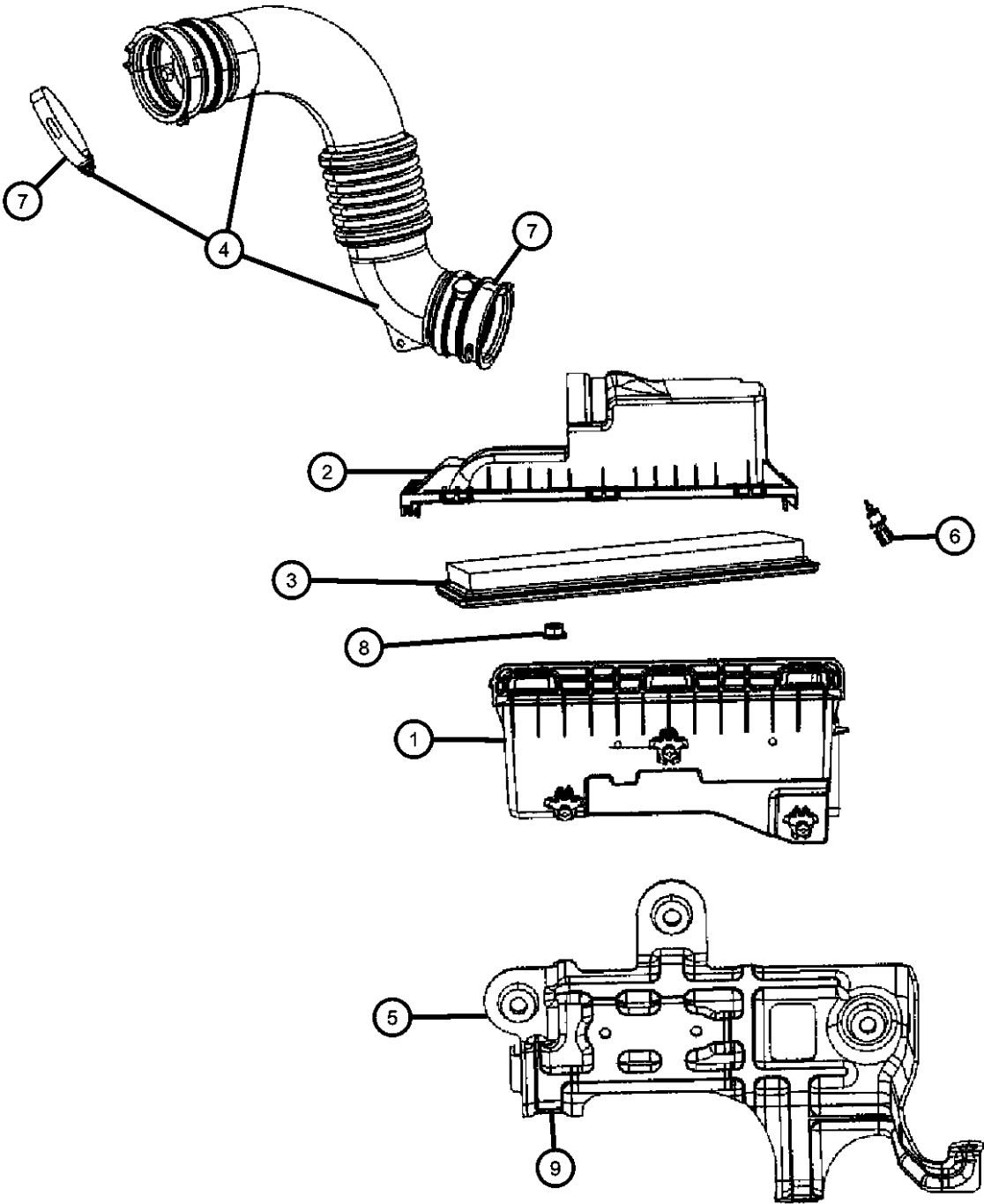
Throttle Body and Related
Figure 14-605



ITEM	PART NUMBER	QTY	LINE	SERIES	BODY	ENGINE	TRANS	TRIM	DESCRIPTION
1	04891735AC	1	J, T, U		49	ECN, ED3			THROTTLE BODY
		1			74	ECN, ED3			
	68034270AA	1	J, T, U		49	ECE			
		1	J, T, U		74	ECE			
		1	J, T, U		49	ECD			
		1	J, T, U		74	ECD			
2	04884551AA	1	J, T, U		49	ECN, ED3			GASKET, Throttle Body
		1	J, T, U		74	ECN, ED3			
3	06104189AA	4	J, T, U		49	ECN, ED3			SCREW, Hex Flange Head, M6X1.0X60.0
		4	J, T, U		74	ECN, ED3			

COMPASS/PATRIOT (MK)		BODY	ENGINE	TRANSMISSION
SERIES	LINE			
H = HIGHLINE	T = JEEP - 2WD	49 = HATCHBACK TYPE #2	ECE = 2.0L 4 Cyl DOHC DPF Diesel Engine	DEF = 6-Speed Manual Aisin BG6 Trans
L = LOWLINE	J = JEEP - 4WD	74 = SPORT UTILITY 4-DR TYPE #4	ED3 = 2.4L 4 Cyl DOHC 16V Dual VVT Engine	DD7 = 5-Speed Manual T355 Transmission
P = PREMIUM	U = JEEP - 4WD (RHD)		ECD = 2.0L 4 Cyl DOHC Diesel 16V Engine	DAV = Continuously Variable Transaxle II
			ECN = 2.0L 4 Cyl DOHC 16V Dual VVT Engine	DAW = Cont.Var. w/Off-Rd Crawl Ratio Trans

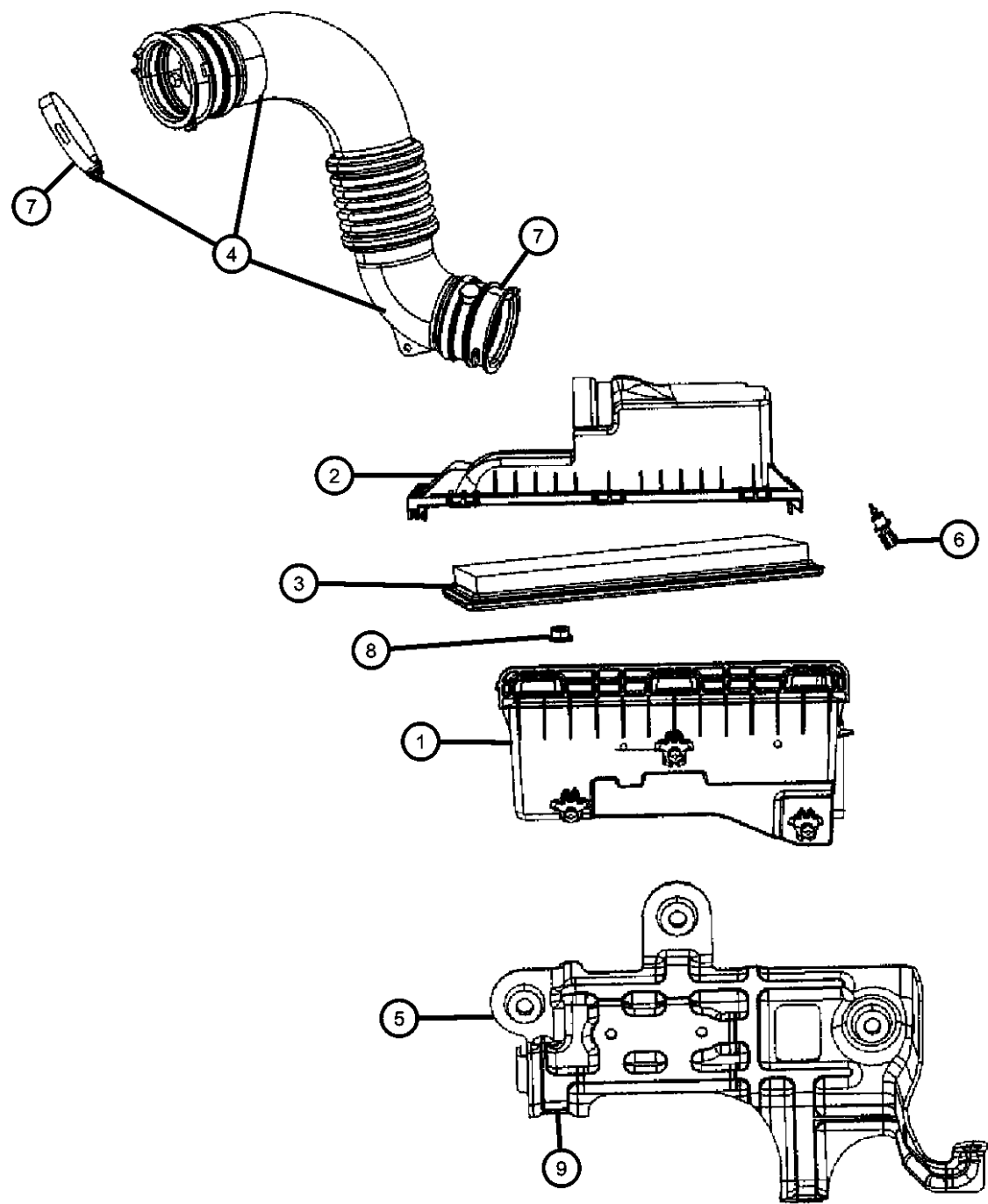
Air Cleaner and Related
Figure 14-805



ITEM	PART NUMBER	QTY	LINE	SERIES	BODY	ENGINE	TRANS	TRIM	DESCRIPTION
1	05183089AA	1	J, T, U		49	ECD, ECE			BODY, Air Cleaner
		1	J, T, U		74	ECD, ECE			
2	05183088AB	1	J, T, U		49	ECN, ED3			COVER, Air Cleaner
		1	J, T, U		74	ECN, ED3			
3	04891694AA	1	J, T, U		49	ECN, ED3			FILTER, Air
	77060012								Performance Cold Air System, PM, 2007-2007, 2.4L
	P5153573								Performance Air Filter, PM, 2007-2007, 2.0L/2.4L
		1	J, T, U		74	ECN, ED3			
	77060012								Performance Cold Air System, PM, 2007-2007, 2.4L
	P5153573								Performance Air Filter, PM, 2007-2007, 2.0L/2.4L
4	04891621AC	1	J, T, U		49	ECN, ED3			HOSE, Clean Air
		1	J, T, U		74	ECN, ED3			
5	04891638AB	1	J, T, U		49	ECD, ECE, ECN, ED3			BRACKET, Air Cleaner
		1	J, T, U		74	ECD, ECE, ECN, ED3			
6	04606487AB	1	J, T, U		49	ECN, ED3			SENSOR, Charge Air Temp
		1	J, T, U		74	ECN, ED3			
7	06508369AA	2	J, T, U		49	ECN, ED3			CLAMP, Clean Air Hose
		2	J, T, U		74	ECN, ED3			
8	06104709AA	2	J, T, U		49	ECD, ECE, ECN, ED3			NUT, Hex Flange, M8x1.25

COMPASS/PATRIOT (MK)		BODY		ENGINE		TRANSMISSION	
SERIES	LINE						
H = HIGHLINE	T = JEEP - 2WD	49 = HATCHBACK TYPE #2		ECE = 2.0L 4 Cyl DOHC DPF Diesel Engine		DEF = 6-Speed Manual Aisin BG6 Trans	
L = LOWLINE	J = JEEP - 4WD	74 = SPORT UTILITY 4-DR TYPE #4		ED3 = 2.4L 4 Cyl DOHC 16V Dual VVT Engine		DD7 = 5-Speed Manual T355 Transmission	
P = PREMIUM	U = JEEP - 4WD (RHD)			ECD = 2.0L 4 Cyl DOHC Diesel 16V Engine		DAV = Continuously Variable Transaxle II	
				ECN = 2.0L 4 Cyl DOHC 16V Dual VVT Engine		DAW = Cont.Var. w/Off-Rd Crawl Ratio Trans	

Air Cleaner and Related
Figure 14-805

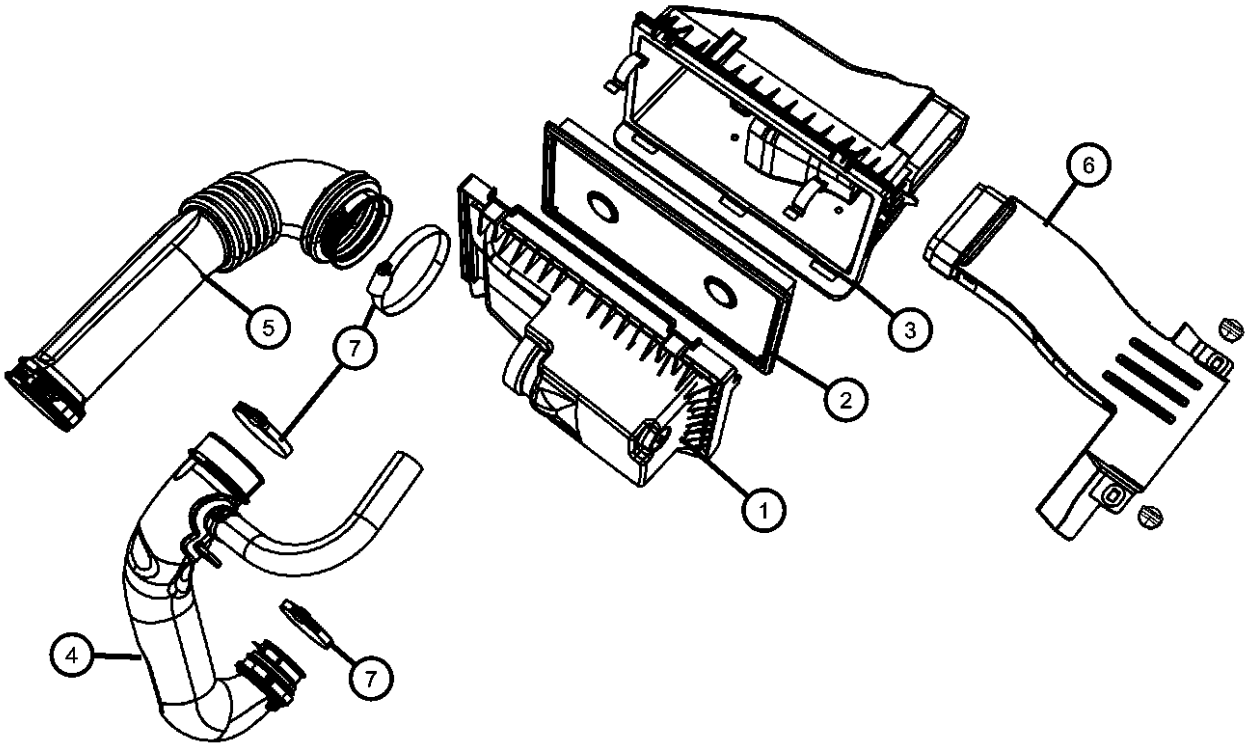


ITEM	PART NUMBER	QTY	LINE	SERIES	BODY	ENGINE	TRANS	TRIM	DESCRIPTION
		2	J, T, U		74	ECD, ECE, ECN, ED3			
9	06105049AA	1	J, T, U		49, 74	ECD, ECE, ED3			BOLT, Hex Flange Head, M8X1.25X25.00

COMPASS/PATRIOT (MK)		BODY	ENGINE	TRANSMISSION
SERIES	LINE			
H = HIGHLINE	T = JEEP - 2WD	49 = HATCHBACK TYPE #2	ECE = 2.0L 4 Cyl DOHC DPF Diesel Engine	DEF = 6-Speed Manual Aisin BG6 Trans
L = LOWLINE	J = JEEP - 4WD	74 = SPORT UTILITY 4-DR TYPE #4	ED3 = 2.4L 4 Cyl DOHC 16V Dual VVT Engine	DD7 = 5-Speed Manual T355 Transmission
P = PREMIUM	U = JEEP - 4WD (RHD)		ECD = 2.0L 4 Cyl DOHC Diesel 16V Engine	DAV = Continuously Variable Transaxle II
			ECN = 2.0L 4 Cyl DOHC 16V Dual VVT Engine	DAW = Cont.Var. w/Off-Rd Crawl Ratio Trans

AR = use ase required - = Non illustrated part

Air Cleaner and Related
Figure 14-810

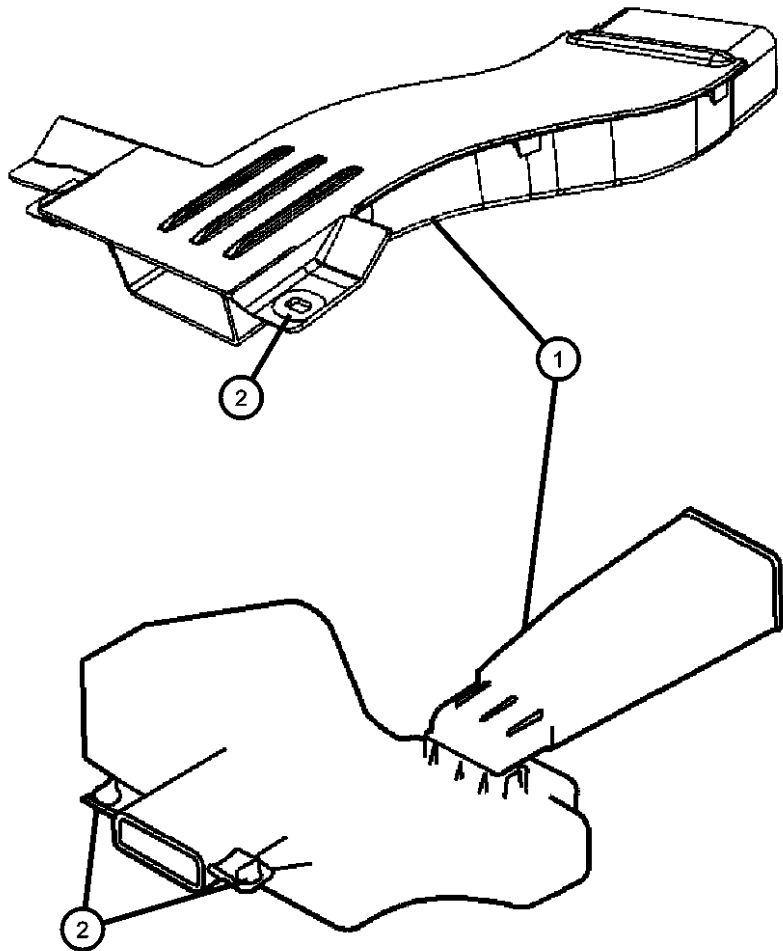


ITEM	PART NUMBER	QTY	LINE	SERIES	BODY	ENGINE	TRANS	TRIM	DESCRIPTION
1	05183087AA	1	J, T, U		49	ECD, ECE			COVER, Air Cleaner
		1	J, T, U		74	ECD, ECE			
2	04891695AA	1	J, T, U		49	ECD, ECE			FILTER, Air
		1	J, T, U		74	ECD, ECE			
3	05183089AA	1	J, T, U		49	ECD, ECE			BODY, Air Cleaner
		1	J, T, U		74	ECD, ECE			
4	04891634AD	1	J, T, U		49	ECD			HOSE, Clean Air
		1	J, T, U		74	ECD			
5	04891794AB	1	J, T, U		49	ECD			HOSE, Clean Air
		1	J, T, U		74	ECD			
6	04891646AD	1	J, T, U		49	ECD, ECN, ED3			DUCT, Fresh Air
		1	J, T, U		74	ECD, ECN, ED3			
		1	J, T, U		49	ECE			
		1	J, T, U		74	ECE			
		1	J, T, U						
7		1							CLAMP, (NOT SERVICED)

COMPASS/PATRIOT (MK)		BODY	ENGINE	TRANSMISSION
SERIES	LINE			
H = HIGHLINE	T = JEEP - 2WD	49 = HATCHBACK TYPE #2	ECE = 2.0L 4 Cyl DOHC DPF Diesel Engine	DEF = 6-Speed Manual Aisin BG6 Trans
L = LOWLINE	J = JEEP - 4WD	74 = SPORT UTILITY 4-DR TYPE #4	ED3 = 2.4L 4 Cyl DOHC 16V Dual VVT Engine	DD7 = 5-Speed Manual T355 Transmission
P = PREMIUM	U = JEEP - 4WD (RHD)		ECD = 2.0L 4 Cyl DOHC Diesel 16V Engine	DAV = Continuously Variable Transaxle II
			ECN = 2.0L 4 Cyl DOHC 16V Dual VVT Engine	DAW = Cont.Var. w/Off-Rd Crawl Ratio Trans

Air Inlet and Components
Figure 14-905

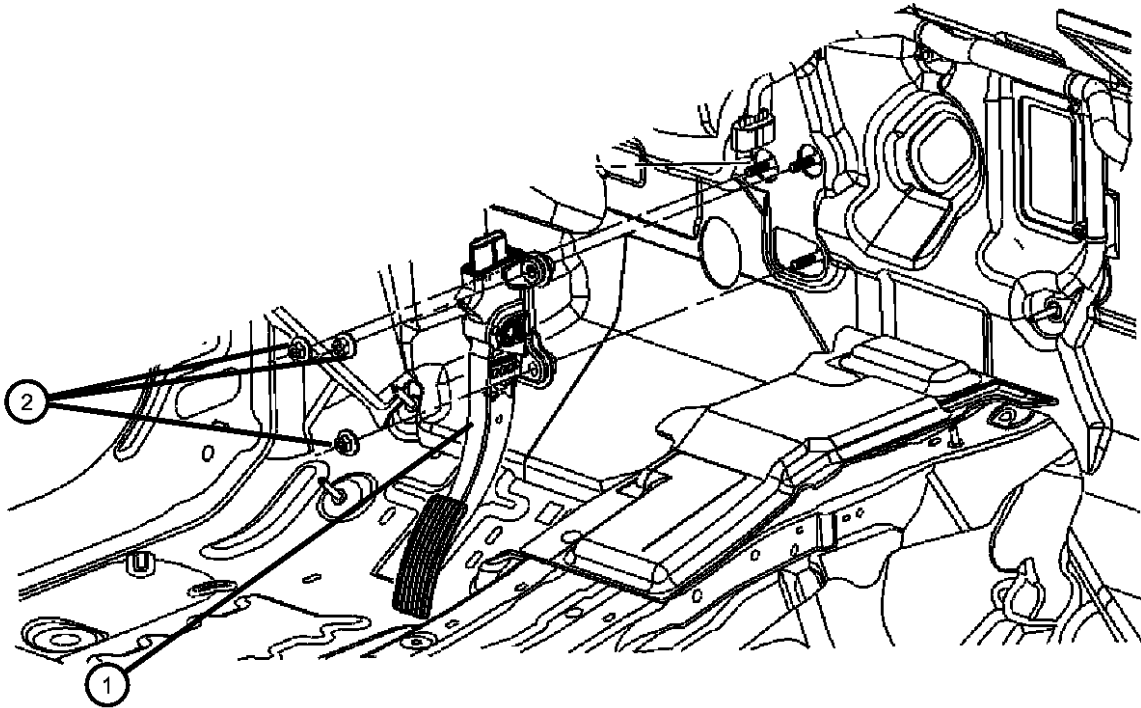
ITEM	PART NUMBER	QTY	LINE	SERIES	BODY	ENGINE	TRANS	TRIM	DESCRIPTION
1	04891646AD	1	J, T, U		49	ECD, ECN, ED3			DUCT, Fresh Air
		1	J, T, U		74	ECD, ECN, ED3			
		1	J, T, U		49	ECE			
		1	J, T, U		74	ECE			
2	06508655AA	2	J, T, U		49	ECD, ECN, ED3			PIN, M9.2X14.50, SC/SPECIALTY



COMPASS/PATRIOT (MK)				
SERIES	LINE	BODY	ENGINE	TRANSMISSION
H = HIGHLINE	T = JEEP - 2WD	49 = HATCHBACK TYPE #2	ECE = 2.0L 4 Cyl DOHC DPF Diesel Engine	DEF = 6-Speed Manual Aisin BG6 Trans
L = LOWLINE	J = JEEP - 4WD	74 = SPORT UTILITY 4-DR TYPE #4	ED3 = 2.4L 4 Cyl DOHC 16V Dual VVT Engine	DD7 = 5-Speed Manual T355 Transmission
P = PREMIUM	U = JEEP - 4WD (RHD)		ECD = 2.0L 4 Cyl DOHC Diesel 16V Engine	DAV = Continuously Variable Transaxle II
			ECN = 2.0L 4 Cyl DOHC 16V Dual VVT Engine	DAW = Cont.Var. w/Off-Rd Crawl Ratio Trans

Accelerator Pedal and Related
Figure 14-1005

ITEM	PART NUMBER	QTY	LINE	SERIES	BODY	ENGINE	TRANS	TRIM	DESCRIPTION
1									PEDAL, Accelerator
	04891586AB	1	U				DD7		Right Hand, Drive
	04891585AB	1					DD7		Left Hand, Drive
		1	J, T				DD7		Left Hand, Drive
		1	J, T				DEF		Left Hand, Drive
		1	U				DEF		Right Hand, Drive
2	06104716AA	3	J, T, U		49, 74				NUT, Hex Flange Lock, M8X1.25



COMPASS/PATRIOT (MK)				
SERIES	LINE	BODY	ENGINE	TRANSMISSION
H = HIGHLINE	T = JEEP - 2WD	49 = HATCHBACK TYPE #2	ECE = 2.0L 4 Cyl DOHC DPF Diesel Engine	DEF = 6-Speed Manual Aisin BG6 Trans
L = LOWLINE	J = JEEP - 4WD	74 = SPORT UTILITY 4-DR TYPE #4	ED3 = 2.4L 4 Cyl DOHC 16V Dual VVT Engine	DD7 = 5-Speed Manual T355 Transmission
P = PREMIUM	U = JEEP - 4WD (RHD)		ECD = 2.0L 4 Cyl DOHC Diesel 16V Engine	DAV = Continuously Variable Transaxle II
			ECN = 2.0L 4 Cyl DOHC 16V Dual VVT Engine	DAW = Cont.Var. w/Off-Rd Crawl Ratio Trans

Group - 17

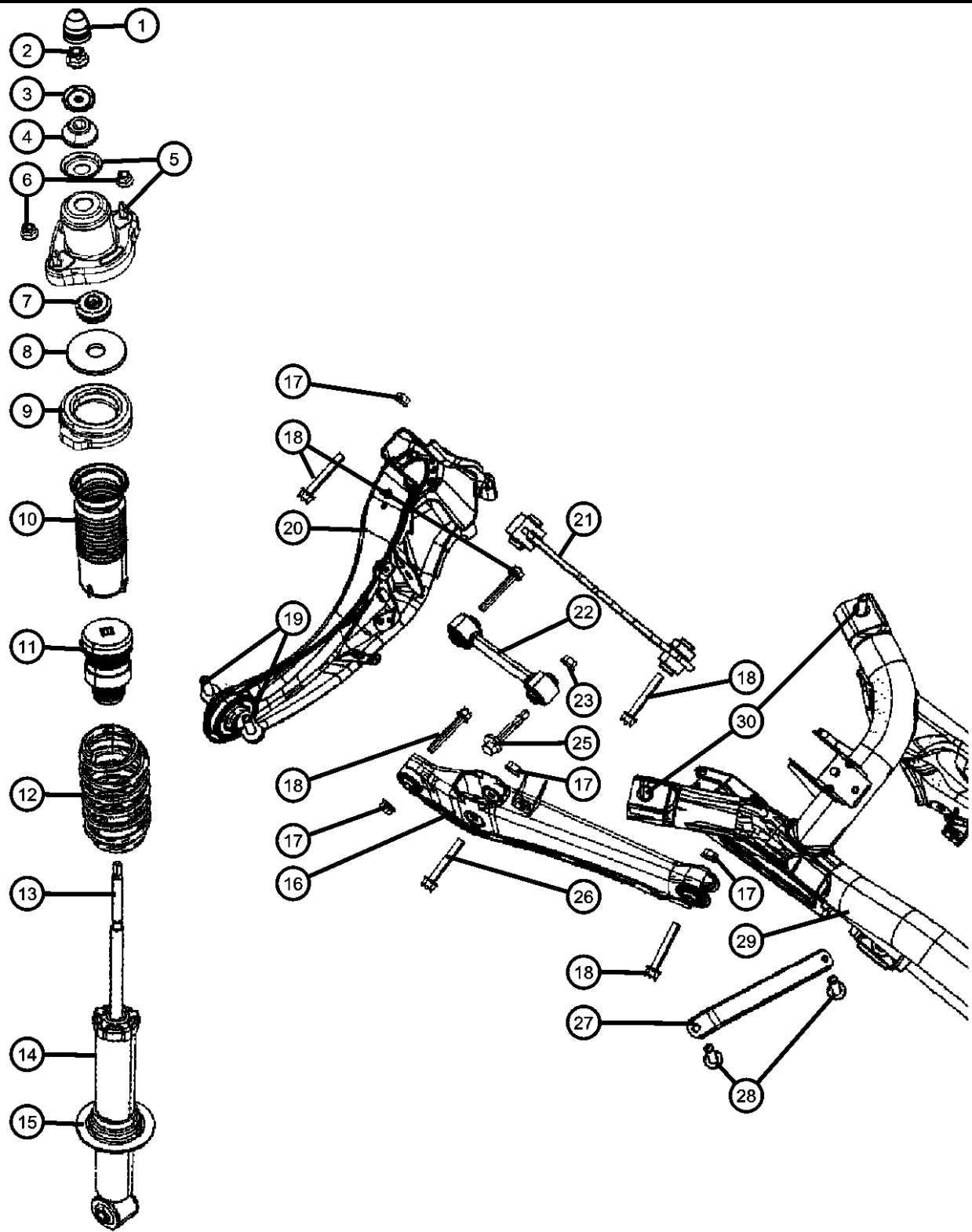
Rear Suspension

Group - 17 Rear Suspension

Illustration Title	Group-Fig. No.
Rear Suspension and Cradle Suspension,Rear.....	Fig. 17 - 105
Rear Stabilizer Bar Stabilizer Bar,Rear,FWD/RWD,AWD	Fig. 17 - 205

017-100 Rear Suspension and Cradle	017-200 Rear Stabilizer Bar		
--	---------------------------------------	--	--

Suspension,Rear
Figure 17-105

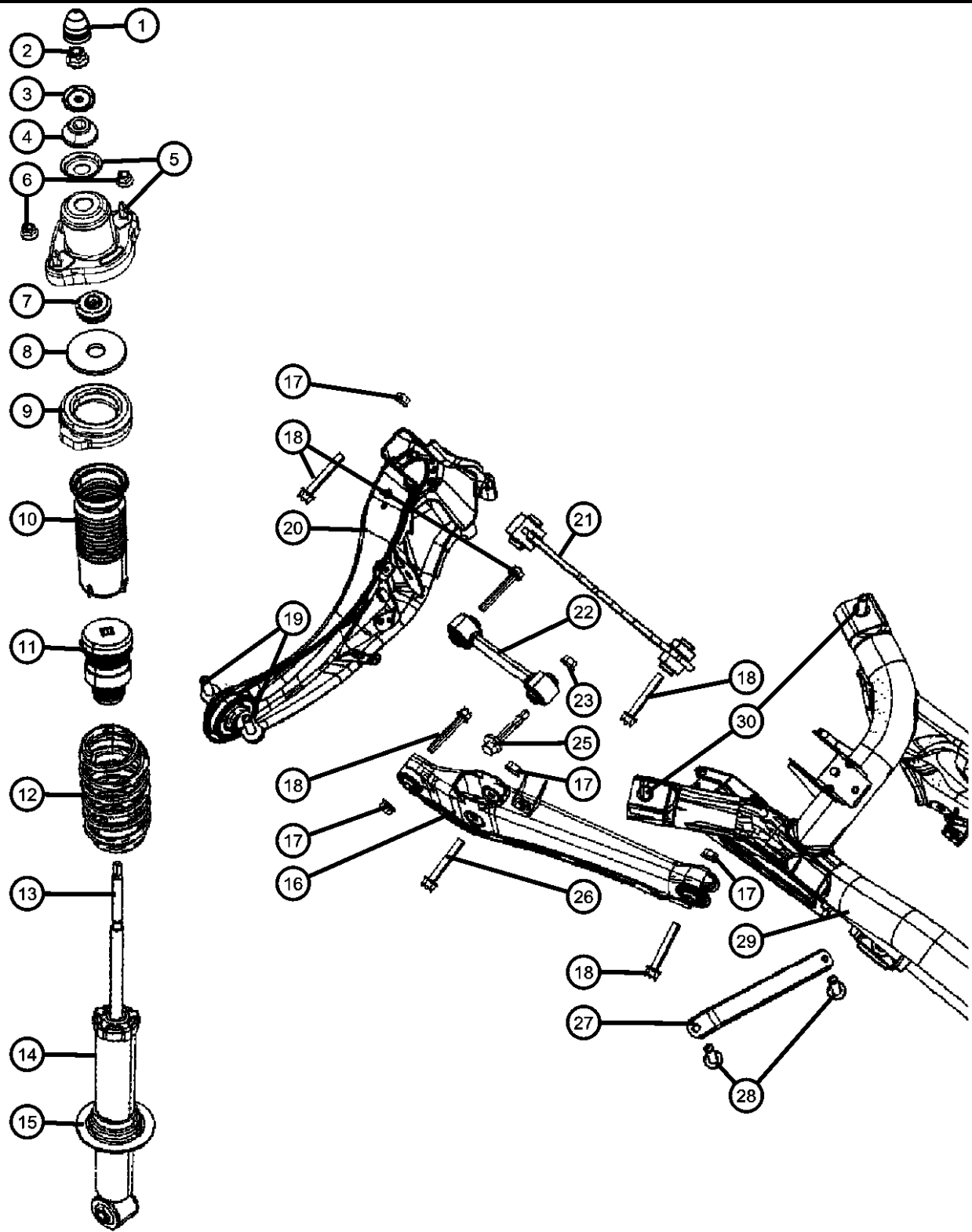


ITEM	PART NUMBER	QTY	LINE	SERIES	BODY	ENGINE	TRANS	TRIM	DESCRIPTION
1	05105949AA	2	J, T, U		49, 74				CAP, Suspension Strut
2									NUT, Hex, M10X1.25
	06503335	2	J, T, U		49				Shock to Shock Mount, Mounting
		2	J, T, U		74				Shock to Shock Mount,
3									WASHER, Shock Absorber
	05085529AA	2	J, T, U		49				
		2	J, T, U		74				
4									BUSHING, Shock Absorber
	05085525AA	2	J, T, U		49				
		2	J, T, U		74				
5									BRACKET, Shock Absorber
	05085495AC	2	J, T, U		49				
		2	J, T, U		74				
6	06503335	4	J, T, U		49, 74				NUT, Hex, M10X1.25, Shock Mount to Body, Mounting
7									BUSHING, Shock Absorber
	05105879AA	2	J, T, U		49				
		2	J, T, U		74				
8									PLATE, Shock Absorber
	05085534AA	2	J, T, U		49				
		2	J, T, U		74				
9	05085505AD	2	J, T, U		49, 74				ISOLATOR, Rear Suspension SpringUpper
10	05105104AC	2	J, T, U		49, 74				SHIELD, Suspension, Dust
11	05272705AB	2	J, T, U		49, 74				BUMPER, Jounce
12									SPRING, Suspension, Rear
	05105982AA	1	J, T, U		49				[ZES,ZTS]
		1	J, T, U		74				[ZES,ZTS]
	05105983AA	1	J, T, U		49				[ZET,ZTT]
		1	J, T, U		74				[ZET,ZTT]
13									SLEEVE, Shock Absorber
	05085519AA	2	J, T, U		49				
		2	J, T, U		74				

COMPASS/PATRIOT (MK)		BODY		ENGINE	TRANSMISSION
SERIES	LINE				
H = HIGHLINE	T = JEEP - 2WD	49 = HATCHBACK TYPE #2	ECE = 2.0L 4 Cyl DOHC DPF Diesel Engine	DEF = 6-Speed Manual Aisin BG6 Trans	
L = LOWLINE	J = JEEP - 4WD	74 = SPORT UTILITY 4-DR TYPE #4	ED3 = 2.4L 4 Cyl DOHC 16V Dual VVT Engine	DD7 = 5-Speed Manual T355 Transmission	
P = PREMIUM	U = JEEP - 4WD (RHD)		ECD = 2.0L 4 Cyl DOHC Diesel 16V Engine	DAV = Continuously Variable Transaxle II	
			ECN = 2.0L 4 Cyl DOHC 16V Dual VVT Engine	DAW = Cont.Var. w/Off-Rd Crawl Ratio Trans	

AR = use ase required - = Non illustrated part

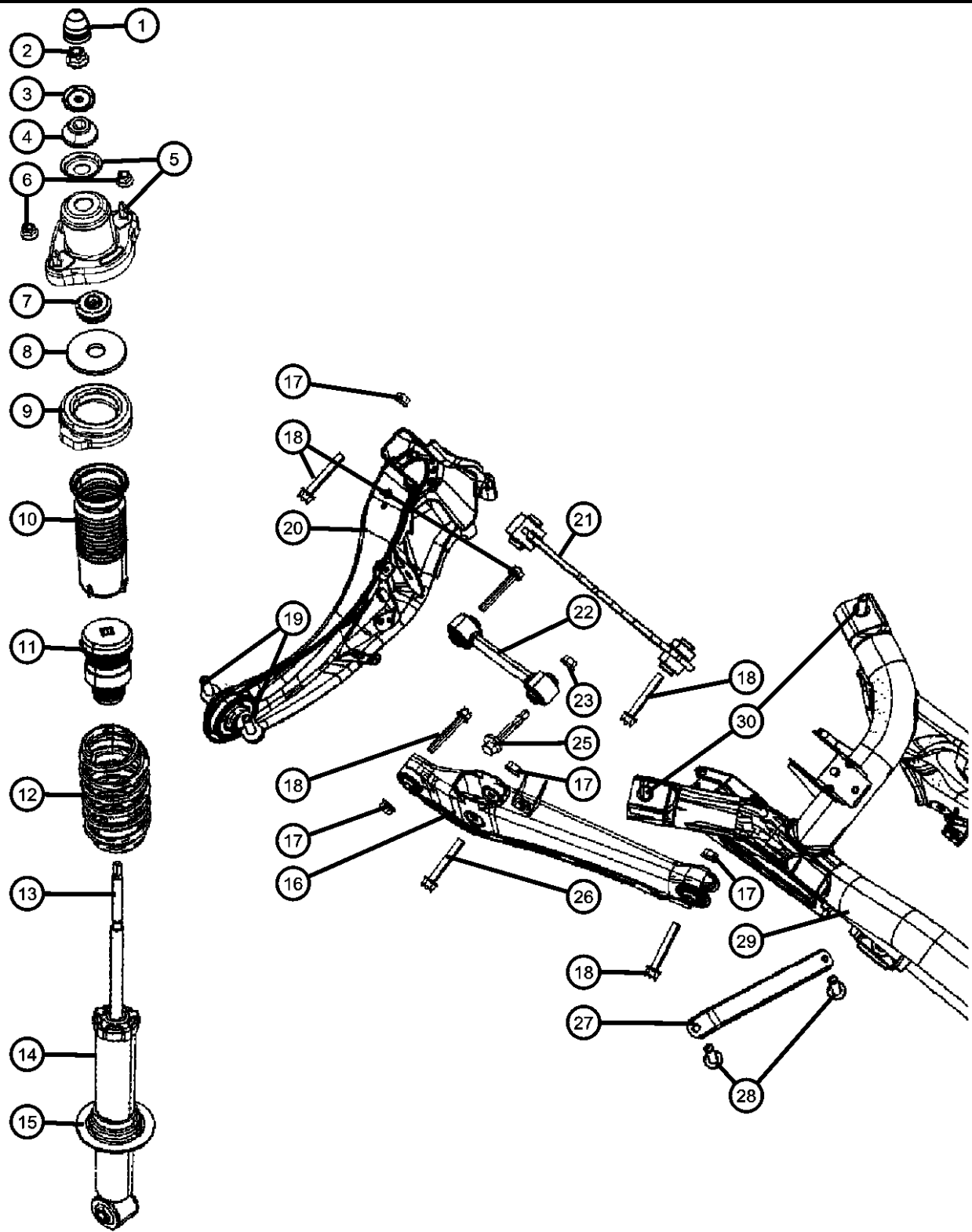
Suspension,Rear
Figure 17-105



ITEM	PART NUMBER	QTY	LINE	SERIES	BODY	ENGINE	TRANS	TRIM	DESCRIPTION
14									SHOCK ABSORBER, Suspension, Rear
	05105178AE	2	J, T, U		49				[SDC]
		2	J, T, U		74				[SDC]
	05105179AE	2	J, T, U		49, 74				[SDF]
	05272718AA	2	J, T, U		49				[SDC] With [AWL]
		2	J, T, U		74				[SDC] With [AWL]
15	05085528AA	2	J, T, U		49, 74				ISOLATOR, Rear Suspension SpringLower
16									LINK, Rear Lateral
	05105272AB	2	J, T, U		49				
		2	J, T, U		74				
	05105688AB	2	J, T, U		49				With [AWL]
		2	J, T, U		74				With [AWL]
17	06104711AA	2	J, T, U		49, 74				NUT, M12, Shock to Rear Lower Lateral Link, Mounting
18									BOLT, Hex Flange Head, M12X1.50X80.00
	06104243AA	2	J, T, U		49, 74				Rear Lower Link to Crossmember, Mounting
		2	J, T, U		49, 74				Rear Upper Lateral Link to Rear Crossmember, Mounting
		2	J, T, U		49				Rear Lower Lateral Link to Rear Crossmember, Mounting
		2	J, T, U		74				Rear Lower Lateral Link to Rear Crossmember, Mounting
		2	J, T, U		49				Rear Lower Lateral Link to Rear Trailing Link, Mounting
		2	J, T, U		74				Rear Lower Lateral Link to Rear Trailing Link, Mounting
		2	J, T, U		49				Rear Upper Lateral Link to Rear Crossmember, Mounting
		2	J, T, U		74				Rear Upper Lateral Link to Rear Crossmember, Mounting
		2	J, T, U		49				Rear Toe Link to Rear Trailing Link, Mounting
		2	J, T, U		74				Rear Toe Link to Rear Trailing Link, Mounting
19	06508511AA	4	J, T, U		49, 74				BOLT, Hex Flange Head, Rear Trailing Link to Rear Body, Mounting

COMPASS/PATRIOT (MK)		BODY		ENGINE	TRANSMISSION
SERIES	LINE				
H = HIGHLINE	T = JEEP - 2WD	49 = HATCHBACK TYPE #2		ECE = 2.0L 4 Cyl DOHC DPF Diesel Engine	DEF = 6-Speed Manual Aisin BG6 Trans
L = LOWLINE	J = JEEP - 4WD	74 = SPORT UTILITY 4-DR TYPE #4		ED3 = 2.4L 4 Cyl DOHC 16V Dual VVT Engine	DD7 = 5-Speed Manual T355 Transmission
P = PREMIUM	U = JEEP - 4WD (RHD)			ECD = 2.0L 4 Cyl DOHC Diesel 16V Engine	DAV = Continuously Variable Transaxle II
				ECN = 2.0L 4 Cyl DOHC 16V Dual VVT Engine	DAW = Cont.Var. w/Off-Rd Crawl Ratio Trans

Suspension,Rear
Figure 17-105

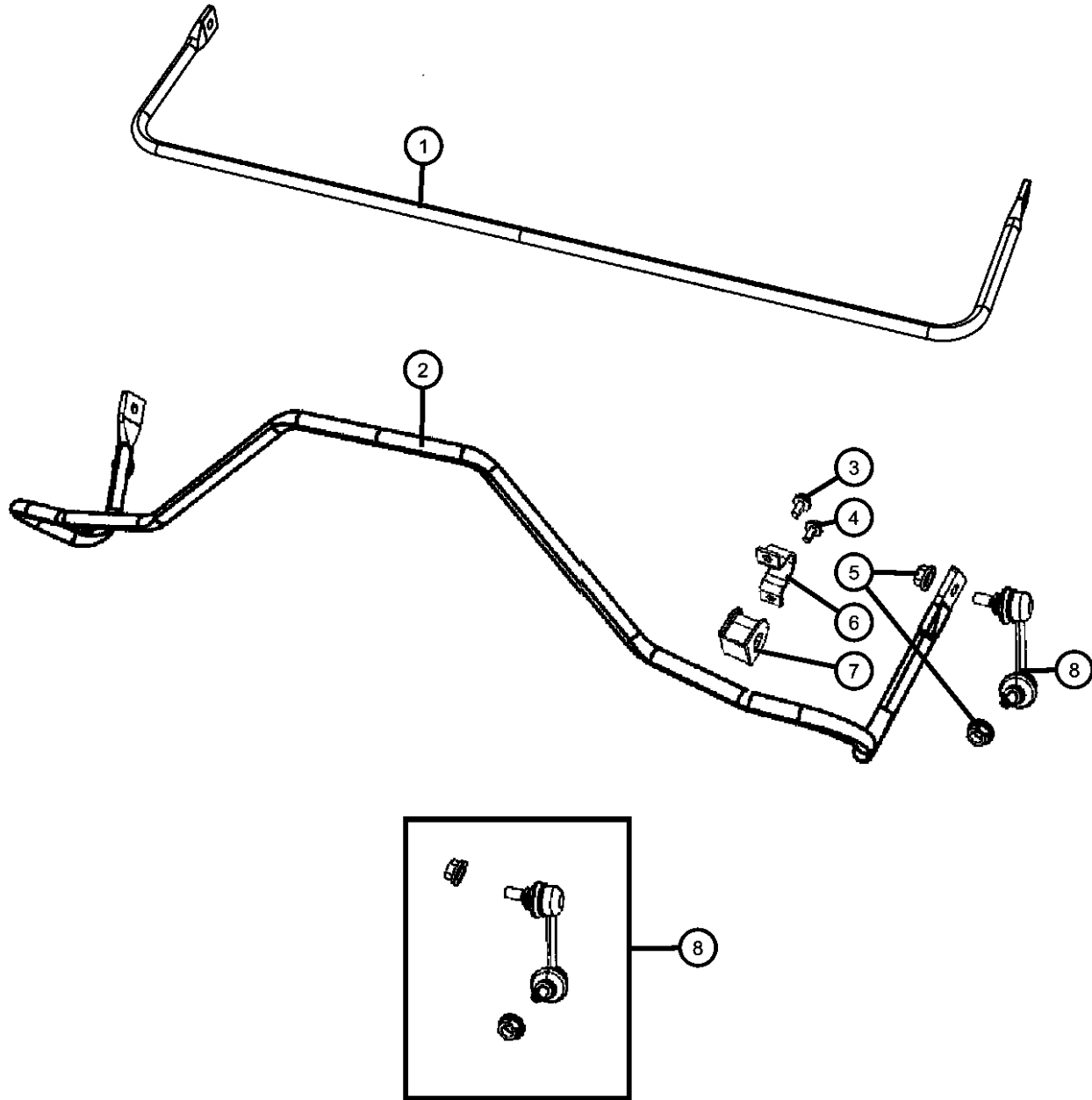


ITEM	PART NUMBER	QTY	LINE	SERIES	BODY	ENGINE	TRANS	TRIM	DESCRIPTION
20									LINK, Trailing Rear Suspension
	05105927AA	1	J, T, U		49				Left
		1	J, T, U		74				Left
	05105930AA	1	J, T, U		49				Right
		1	J, T, U		74				Right
	05272714AC	1	J, T, U		49, 74				Right
	05272715AC	1	J, T, U		49, 74				Left
21	05105271AA	2	J, T, U		49, 74				LINK, Rear LateralUpper
22	05105270AA	2	J, T, U		49, 74				LINK, Rear Toe
23									NUT, Hex Flange
	06508487AA	2	J, T, U		49				Mounting
		2	J, T, U		74				
-24									WASHER
	06508488AA	2	J, T, U		49				Rear Toe Link to Rear Crossmember
		2	J, T, U		74				Rear Toe Link to Rear Crossmember
25									BOLT
	06508486AA	2	J, T, U		49				Rear Toe Link to Rear Crossmember, Mounting
		2	J, T, U		74				Rear Toe Link to Rear Crossmember, Mounting
26	06508628AA	2	J, T, U		49, 74				SCREW, Shock to Rear Lower Lateral Link, Mounting
27	05105337AA	2	J, T, U		49, 74				BRACE, Suspension
28	06104196AA	4	J, T, U		49, 74				BOLT, Hex Head, Suspension Brace to Rear Crossmember, Mounting
29									CROSSMEMBER, Rear Suspension
	05105251AB	1	T		49, 74				
	05105252AB	1	J, U		49, 74				
30	06508743AA	4	J, T, U		49, 74				BOLT, Hex Flange Head, Rear Suspension Crossmember to Body, Mounting

COMPASS/PATRIOT (MK)		BODY		ENGINE	TRANSMISSION
SERIES	LINE				
H = HIGHLINE	T = JEEP - 2WD	49 = HATCHBACK TYPE #2	ECE = 2.0L 4 Cyl DOHC DPF Diesel Engine	DEF = 6-Speed Manual Aisin BG6 Trans	
L = LOWLINE	J = JEEP - 4WD	74 = SPORT UTILITY 4-DR TYPE #4	ED3 = 2.4L 4 Cyl DOHC 16V Dual VVT Engine	DD7 = 5-Speed Manual T355 Transmission	
P = PREMIUM	U = JEEP - 4WD (RHD)		ECD = 2.0L 4 Cyl DOHC Diesel 16V Engine	DAV = Continuously Variable Transaxle II	
			ECN = 2.0L 4 Cyl DOHC 16V Dual VVT Engine	DAW = Cont.Var. w/Off-Rd Crawl Ratio Trans	

AR = use ase required - = Non illustrated part

Stabilizer Bar,Rear,FWD/RWD,AWD
Figure 17-205



ITEM	PART NUMBER	QTY	LINE	SERIES	BODY	ENGINE	TRANS	TRIM	DESCRIPTION
1	05105887AA	1	T		49, 74				STABILIZER BAR, Rear Suspension
2	05105886AA	1	J, U		49				STABILIZER BAR, Rear Suspension
		1	J, U		74				
3	06104388AA	4	J, T, U		49				SCREW, Hex Head, M8x1.25x30
		4	J, T, U		74				Sway Bar to Subframe
4	06101758	2	J, T, U		49, 74				SCREW, Hex Head, M8x1.25x20, Sway Bar to Subframe, Lower
5	06508961AA	2	J, T, U		49, 74				NUT & WASHER, Hex, M10 X 1.25, Link to Front Suspension, Mounting
6	05105566AA	2	J, T, U		49				RETAINER, Stabilizer Bar Grommet
		2	J, T, U		74				
7	05105878AA	2	J, T, U		49				CUSHION, Sway Eliminator
		2	J, T, U		74				
8	05174245AD	2	J, T, U		49, 74				LINK PACKAGE, Stabilizer Bar

COMPASS/PATRIOT (MK)		BODY	ENGINE	TRANSMISSION
SERIES	LINE			
H = HIGHLINE	T = JEEP - 2WD	49 = HATCHBACK TYPE #2	ECE = 2.0L 4 Cyl DOHC DPF Diesel Engine	DEF = 6-Speed Manual Aisin BG6 Trans
L = LOWLINE	J = JEEP - 4WD	74 = SPORT UTILITY 4-DR TYPE #4	ED3 = 2.4L 4 Cyl DOHC 16V Dual VVT Engine	DD7 = 5-Speed Manual T355 Transmission
P = PREMIUM	U = JEEP - 4WD (RHD)		ECD = 2.0L 4 Cyl DOHC Diesel 16V Engine	DAV = Continuously Variable Transaxle II
			ECN = 2.0L 4 Cyl DOHC 16V Dual VVT Engine	DAW = Cont.Var. w/Off-Rd Crawl Ratio Trans

Group - 19

Steering

Group - 19 Steering

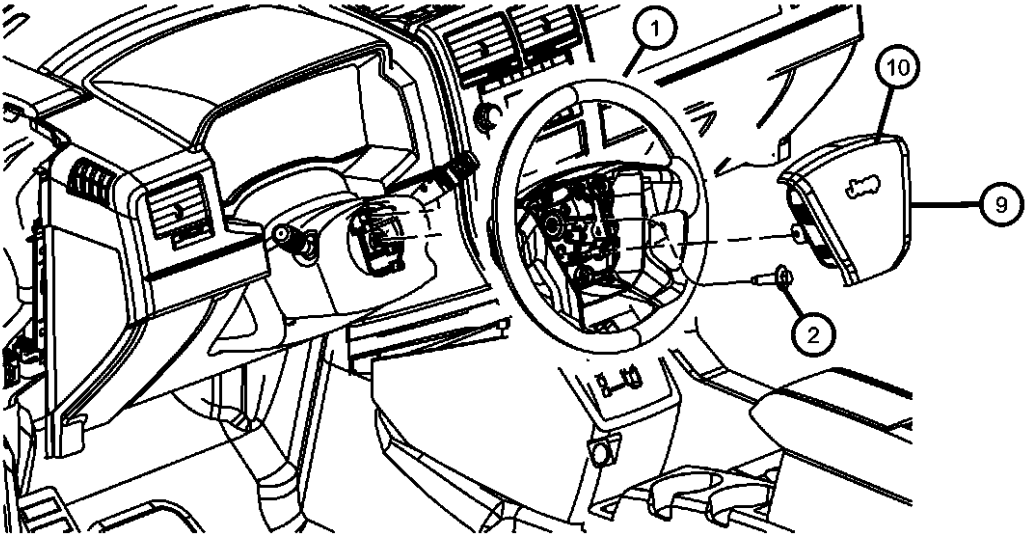
Illustration Title	Group-Fig. No.
Steering Wheel	
Steering Wheel Assembly	Fig. 19 - 105
Steering Column and Intermediate Shaft	
Steering Column	Fig. 19 - 205
Steering Gear	
Steering Gear - Left Hand Drive	Fig. 19 - 305
Steering Gear - Right Hand Drive.....	Fig. 19 - 307
Power Steering Pump	
Power Steering Pump.....	Fig. 19 - 505
Reservoir Assembly.....	Fig. 19 - 510
Power Steering Hoses	
Hoses, Power Steering	Fig. 19 - 605

019-100 Steering Wheel	019-200 Steering Column and Intermediate Shaft	019-300 Steering Gear	019-500 Power Steering Pump
019-600 Power Steering Hoses			

Steering Wheel Assembly
Figure 19-105

ITEM	PART NUMBER	QTY	LINE	SERIES	BODY	ENGINE	TRANS	TRIM	DESCRIPTION
------	----------------	-----	------	--------	------	--------	-------	------	-------------

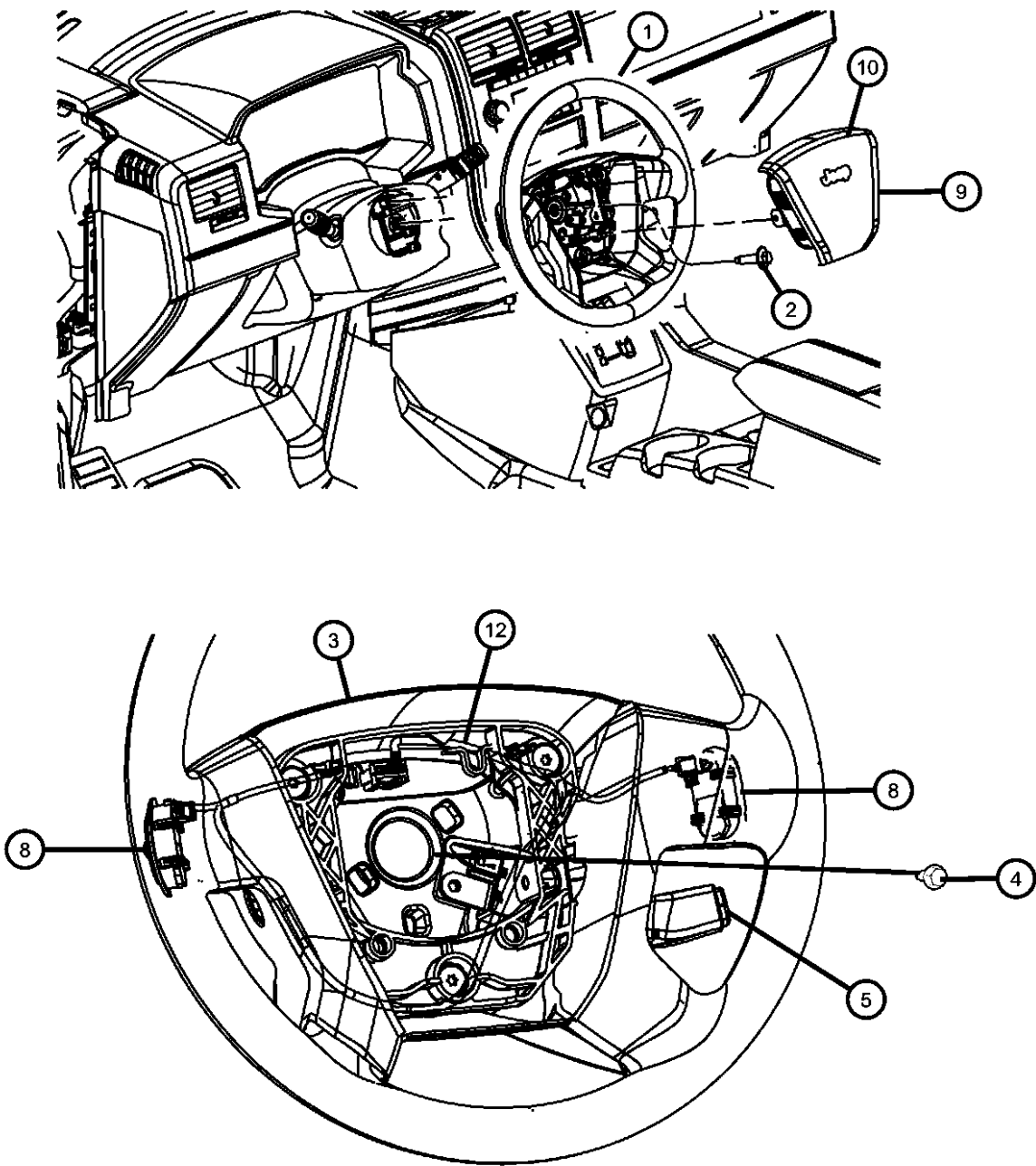
NOTES: Sales Codes:
[CGJ] = Restraint System without Airbags
[NHM] = Speed Control
[RDZ] = Steering Wheel Mounted Audio Controls
[SCC] = Performance Tutone Leather Steering Wheel



1	1EB83DK5AA	1	J, T, U						WHEEL, Steering [KA] [NHM] With or without [NHM] Speed Control [DV] With or without [NHM Speed Control [KA] [SCC] Performance Tutone Leather Steering Wheel and [NHM] Speed Control and [RDZ] Wheel Mounted Audio Controls [DV] [SCC] Performance Tutone Leather Steering Wheel and [NHM] Speed Control and [RDZ] Wheel Mounted Audio Controls
	1FS562R4AB	1	J, T, U						
		1	J, T, U						
2	06505656AA	1	J, T, U						SCREW, Hex Flange Head, M10x1.5x35., Steering Wheel to Column
3	1EB84DK7AB	1	J, T, U						COVER, Steering Wheel Back [KA] With [NHM] Speed Control [DV] With [NHM] Speed Control [DV] Without [NHM] Speed Contol [KA] Without [NHM] Speed Control [KA] [SCC] Performance Tutone Leather Steering Wheel and [NHM] Speed Control and [RDZ] Wheel Mounted Audio Controls [DV] [SCC] Performance Tutone Leather Steering Wheel with [NHM] Speed Control with [RDZ] Wheel Mounted Audio Controls
	1EB84XDVAB	1	J, T, U						
	1EB85DK5AB	1	J, T, U						
	1EB85DK7AB	1	J, T, U						
	1ES10DK5AB	1	J, T, U						
		1	J, T, U						BOLT, Hex Flange Head, Driver Air Bag to Steering Wheel
4	06105037AA	2	J, T, U						SWITCH, Speed Control
5	04671929AA	1							SWITCH, Multifunction
-6	05183946AB	1	J, T, U						Turn Signal with Front & Rear Fog
	05183947AA	1							Turn Signal with Front Fog

COMPASS/PATRIOT (MK)		BODY		ENGINE	TRANSMISSION
SERIES	LINE				
H = HIGHLINE	T = JEEP - 2WD	49 = HATCHBACK TYPE #2		ECE = 2.0L 4 Cyl DOHC DPF	DEF = 6-Speed Manual Aisin BG6
L = LOWLINE	J = JEEP - 4WD	74 = SPORT UTILITY 4-DR		Diesel Engine	Trans
P = PREMIUM	U = JEEP - 4WD (RHD)	TYPE #4		ED3 = 2.4L 4 Cyl DOHC 16V	DD7 = 5-Speed Manual T355
				Dual VVT Engine	Transmission
				ECD = 2.0L 4 Cyl DOHC	DAV = Continuously Variable
				Diesel 16V Engine	Transaxle II
				ECN = 2.0L 4 Cyl DOHC 16V	DAW = Cont.Var. w/Off-Rd Crawl
				Dual VVT Engine	Ratio Trans

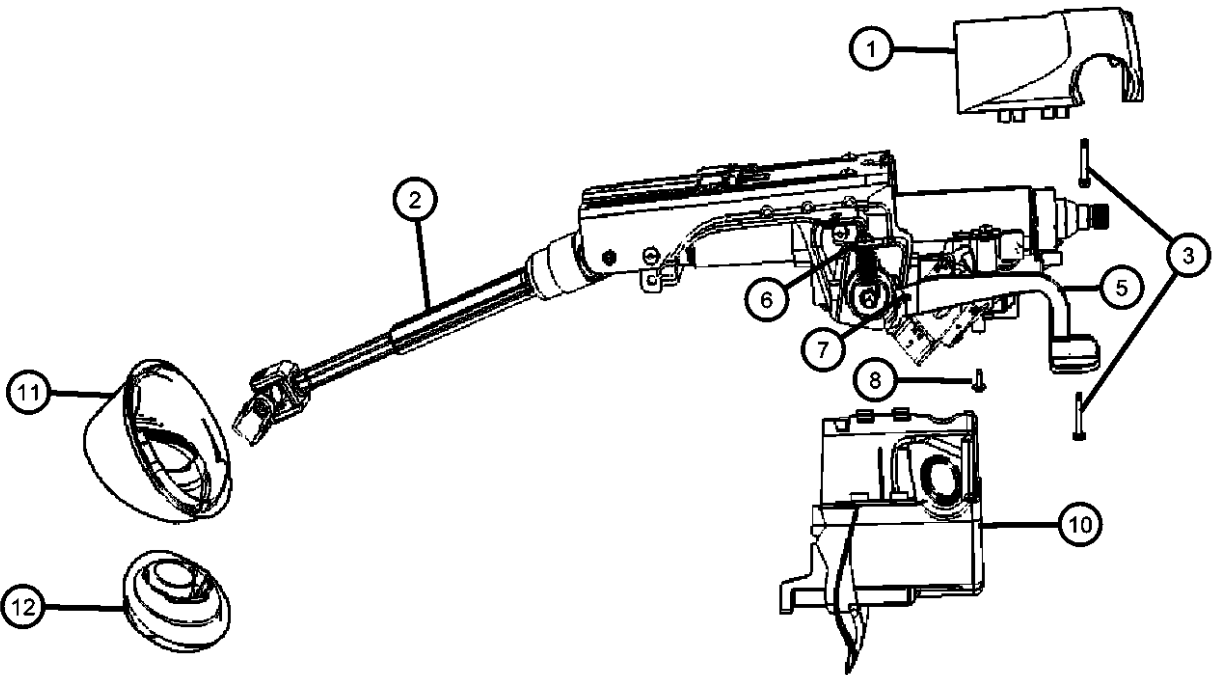
Steering Wheel Assembly
Figure 19-105



ITEM	PART NUMBER	QTY	LINE	SERIES	BODY	ENGINE	TRANS	TRIM	DESCRIPTION
	05183950AB	1	J, T, U						Turn Signal and Rear Fog
	05183952AB	1	J, T, U						Turn Signal Base
-7	68003215AB	1	J, T, U						SWITCH, WiperFront And Rear
8									SWITCH, Radio Control
	04685728AB	1	J, T, U						Right
	04685729AB	1	J, T, U						Left
9									AIR BAG, Driver, See Group 10 Restraints
	0YD59DK7AD	1	J, T, U						[KA]
	0YD59XDVAD	1	J, T, U						[DV]
	1BL23DK7AC	1	J, T, U						[KA] Jeep Emblem
	1BL23XDVAC	1	J, T, U						[DV] Jeep Emblem
10									COVER, Air Bag Module, See Group 10 Restraints
	0YF36DK7AB	1	J, T						[KA] [CGJ] Restraint System without Airbags
	0YF36XDVAB	1	J, T						[DV] [CGJ] Restraint System without Airbags
	0ZU92DK7AB	1	U						[KA]
	0ZU92XDVAB	1	U						[DV]
	1EN73DK7AB	1	J, T, U						[KA] Passenger Delete
	1EN73XDVAB	1	J, T, U						[DV] Passenger Delete
-11	68024159AB	1	J, T, U						CLOCKSPRING, See Group 008 Electrical
12									WIRING, Steering Wheel, See Group 008 Electrical
	68000462AB	1	J, T, U						Leather with [NHM] Speed Control
	68018160AB	1	J, T, U						[-NHM] Without Speed Control
	68036592AA	1	J, T, U						[SCC] Performance Tutone Leather Steering Wheel and [NHM] Speed Control and [RDZ] Wheel Mounted Audio Controls

COMPASS/PATRIOT (MK)		BODY		ENGINE		TRANSMISSION	
SERIES	LINE						
H = HIGHLINE	T = JEEP - 2WD	49 = HATCHBACK TYPE #2		ECE = 2.0L 4 Cyl DOHC DPF Diesel Engine		DEF = 6-Speed Manual Aisin BG6 Trans	
L = LOWLINE	J = JEEP - 4WD	74 = SPORT UTILITY 4-DR TYPE #4		ED3 = 2.4L 4 Cyl DOHC 16V Dual VVT Engine		DD7 = 5-Speed Manual T355 Transmission	
P = PREMIUM	U = JEEP - 4WD (RHD)			ECD = 2.0L 4 Cyl DOHC Diesel 16V Engine		DAV = Continuously Variable Transaxle II	
				ECN = 2.0L 4 Cyl DOHC 16V Dual VVT Engine		DAW = Cont.Var. w/Off-Rd Crawl Ratio Trans	

Steering Column
Figure 19-205

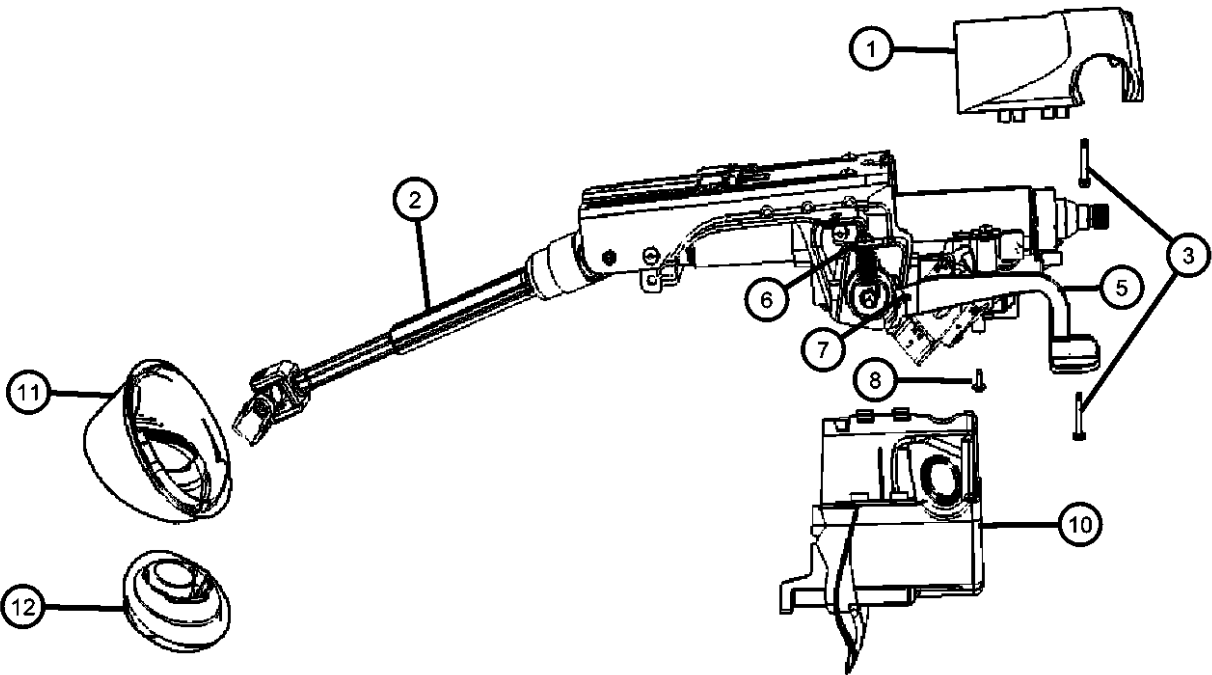


ITEM	PART NUMBER	QTY	LINE	SERIES	BODY	ENGINE	TRANS	TRIM	DESCRIPTION
NOTES: Sales Codes: [ABB] = European Equipment Group [DAV] = Continuously Variable Transmission [DAW] = Continuously Variable with off-road Crawl Ratio [DD7] = 5 Speed Manual T355 Transmission [DEF] = 6-Speed Manual Aisin BG6 Transmission [LS9] = Thatcham Security Equipment [SUA] = Tilt Steering Column									
1									SHROUD, Steering Column, Upper, Upper
	1CH69DK7AA	1	J, T, U						[KA]
	1CH69XDVAA	1	J, T, U						[DV]
2									COLUMN, Steering
	04664333AN	1	J, T				DD7, DEF		[-ABB] Without European Equipment Group
	68004184AA	1	J				DAV, DAW		[-ABB] Without European Equipment Group
		1	J				DAV, DAW		[SUA] Tilt Steering Column-Lock Housings not Included
	68004244AA	1	J						[ABB] With European Equipment Group
		1	J						LHD [SUA] Tilt Steering Column-Lock Housings not Included
	68004247AA	1	U						[-LS9] Without Thatcham Security Equipment
3	06035434	2	J, T, U						SCREW AND WASHER, Pan Head
-4	06506707AA	3	J, T, U						NUT AND WASHER, Hex Lock Coned Washer, M8x1.25, Steering Column to Instrument Panel
5									LEVER, Tilt Column Release
	05057170AE	1	U						
		1	J, T						
6									SPRING, Tilt Assist
	05057180AA	2	U						
		2	J, T						
7	05057479AA	AR	J, T, U						NUT, Tilt Lever
8	06508440AA	1	J, T, U						SCREW, Tapping Round Head, M4X1.40X14.00, Steering Column Module to Lockhousing

COMPASS/PATRIOT (MK)					
SERIES	LINE	BODY	ENGINE	TRANSMISSION	
H = HIGHLINE	T = JEEP - 2WD	49 = HATCHBACK TYPE #2	ECE = 2.0L 4 Cyl DOHC DPF Diesel Engine	DEF = 6-Speed Manual Aisin BG6 Trans	
L = LOWLINE	J = JEEP - 4WD	74 = SPORT UTILITY 4-DR TYPE #4	ED3 = 2.4L 4 Cyl DOHC 16V Dual VVT Engine	DD7 = 5-Speed Manual T355 Transmission	
P = PREMIUM	U = JEEP - 4WD (RHD)		ECD = 2.0L 4 Cyl DOHC Diesel 16V Engine	DAV = Continuously Variable Transaxle II	
			ECN = 2.0L 4 Cyl DOHC 16V Dual VVT Engine	DAW = Cont.Var. w/Off-Rd Crawl Ratio Trans	

AR = use ase required - = Non illustrated part

Steering Column
Figure 19-205



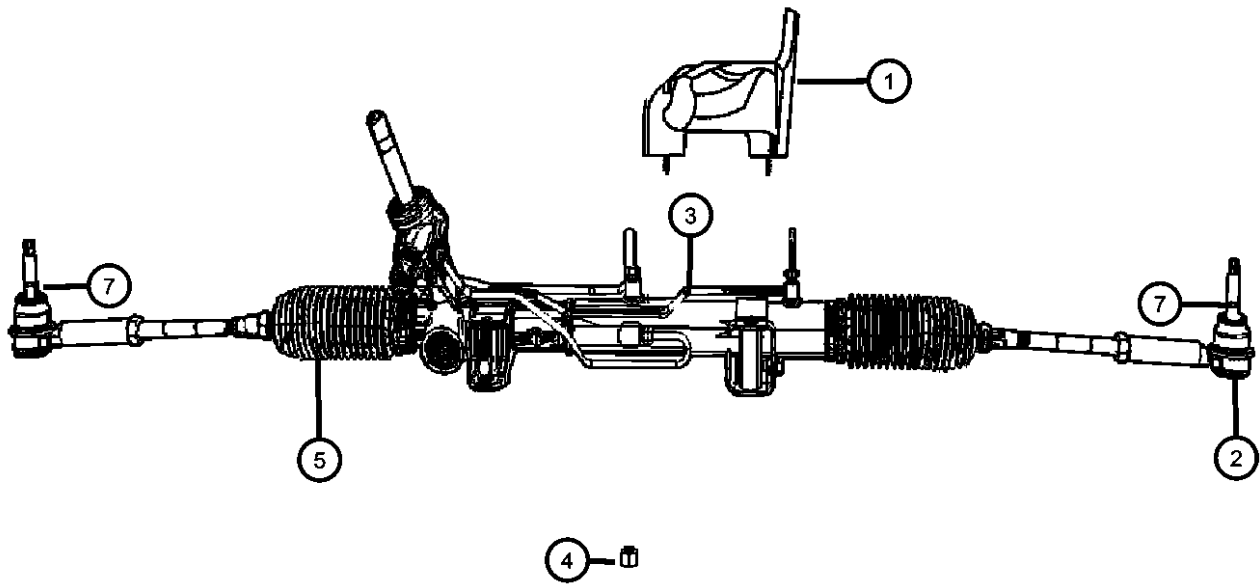
ITEM	PART NUMBER	QTY	LINE	SERIES	BODY	ENGINE	TRANS	TRIM	DESCRIPTION
-9	06508657AA	2	U						SCREW, Pan Head, M5x0.8x8.00, Cup to Lock Housing
10									SHROUD, Steering Column, Lower, Lower
	1CH70DK7AB	1	J, T, U						[KA]
	1CH70XDVAB	1	J, T, U						[DV]
	1DC66DK7AB	1	U						[KA] [LS9] Thatcham Security Equipment
	1DC66XDVAB	1	U						[DV] [LS9] Thatcham Security Equipment
11									SEAL, Steering Column Shaft
	04664351AA	1	J, T						Upper
	04664355AA	1	U						Upper
12									SEAL, Steering Column Shaft
	04664350AA	1	J, T						Lower
	04664356AB	1	U						Lower
-13	05057330AA	2	J, T						FASTENER, Steering Column Lock Housing
-14									HOUSING, Steering Column Lock
	05057297AH	1	U						
		1	J, T						

COMPASS/PATRIOT (MK)		BODY		ENGINE	TRANSMISSION
SERIES	LINE				
H = HIGHLINE	T = JEEP - 2WD	49 = HATCHBACK TYPE #2	ECE = 2.0L 4 Cyl DOHC DPF Diesel Engine	DEF = 6-Speed Manual Aisin BG6 Trans	
L = LOWLINE	J = JEEP - 4WD	74 = SPORT UTILITY 4-DR TYPE #4	ED3 = 2.4L 4 Cyl DOHC 16V Dual VVT Engine	DD7 = 5-Speed Manual T355 Transmission	
P = PREMIUM	U = JEEP - 4WD (RHD)		ECD = 2.0L 4 Cyl DOHC Diesel 16V Engine	DAV = Continuously Variable Transaxle II	
			ECN = 2.0L 4 Cyl DOHC 16V Dual VVT Engine	DAW = Cont.Var. w/Off-Rd Crawl Ratio Trans	

Steering Gear - Left Hand Drive
Figure 19-305

ITEM	PART NUMBER	QTY	LINE	SERIES	BODY	ENGINE	TRANS	TRIM	DESCRIPTION
------	-------------	-----	------	--------	------	--------	-------	------	-------------

NOTES: Sales Codes: [SBA] = Power Rack and Pinion Steering [SBP] = Performance Steering									
1	05105829AB	1	J, T						SHIELD, Heat
2	05183761AA	1	J, T						TIE ROD END, Outer
		1	T						
3	05073824AA	2	J, T, U			ED3			BOLT
4	06503046	2	J, T, U						NUT, Hex Lock, M12 x 1.25
5									STEERING GEAR, Rack and pinion
	05105046AC	1	T						[SBA] Power Rack & Pinion Steering
	05105085AC	1	J, T						[SBP] Performance Steering
-6	06508531AA	1	J, T, U						SCREW, Hex Flange Head, M10x1.50x39.00, Shaft to Steering Gear
7	06507629AA	2	J, T						NUT, Steering Gear Lock, Outer Tie Rod to Inner Tie Rod



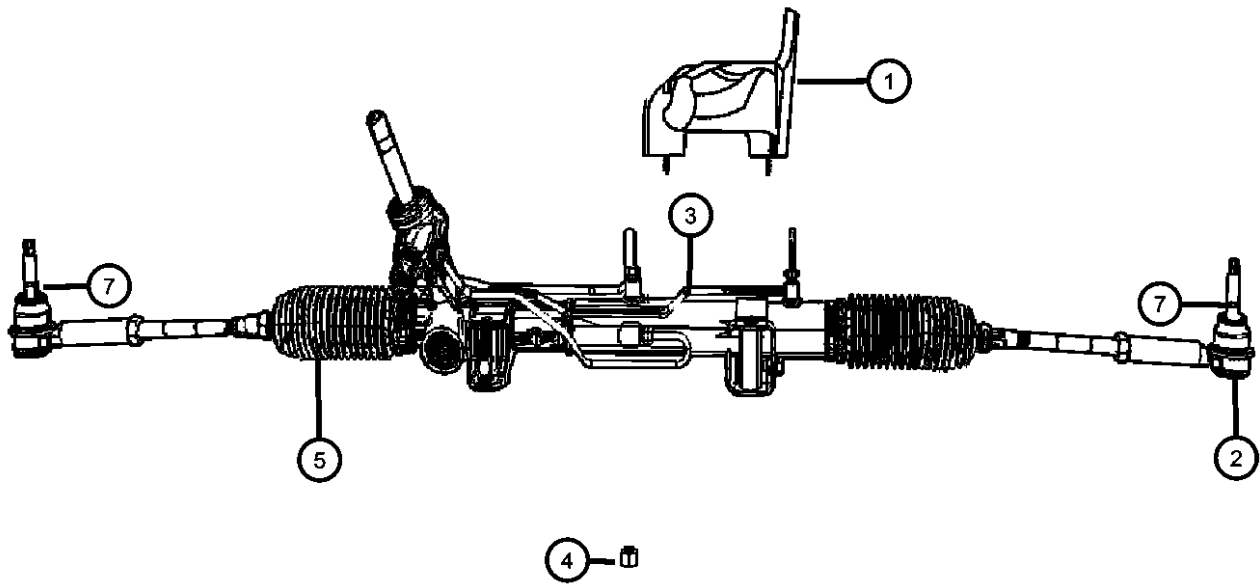
COMPASS/PATRIOT (MK)				
SERIES	LINE	BODY	ENGINE	TRANSMISSION
H = HIGHLINE	T = JEEP - 2WD	49 = HATCHBACK TYPE #2	ECE = 2.0L 4 Cyl DOHC DPF Diesel Engine	DEF = 6-Speed Manual Aisin BG6 Trans
L = LOWLINE	J = JEEP - 4WD	74 = SPORT UTILITY 4-DR	ED3 = 2.4L 4 Cyl DOHC 16V Dual VVT Engine	DD7 = 5-Speed Manual T355 Transmission
P = PREMIUM	U = JEEP - 4WD (RHD)	TYPE #4	ECD = 2.0L 4 Cyl DOHC Diesel 16V Engine	DAV = Continuously Variable Transaxle II
			ECN = 2.0L 4 Cyl DOHC 16V Dual VVT Engine	DAW = Cont.Var. w/Off-Rd Crawl Ratio Trans

Steering Gear - Right Hand Drive
Figure 19-307

ITEM	PART NUMBER	QTY	LINE	SERIES	BODY	ENGINE	TRANS	TRIM	DESCRIPTION
------	-------------	-----	------	--------	------	--------	-------	------	-------------

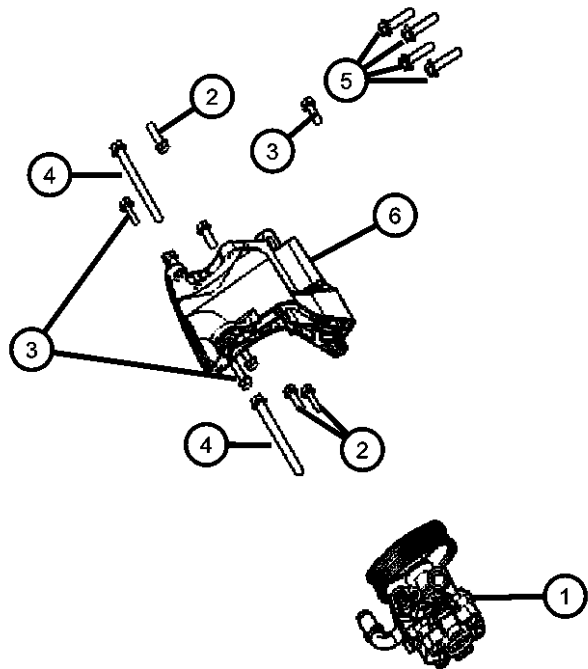
NOTES: Sales Codes:
[SBB] = Firm Feel Power Steering

1	05105613AA	1	U						SHIELD, Heat
2	05183761AA	1	U						TIE ROD END, Outer
3	05073824AA	3	U						BOLT
4	06503046	2	J, T, U						NUT, Hex Lock, M12 x 1.25
5	05105084AC	1	U						STEERING GEAR, Rack and pinion, [SBB] Firm Feel Power Steering
-6	06508531AA	1	J, T, U						SCREW, Hex Flange Head, M10x1.50x39.00, Shaft to Steering Gear
7	06507629AA	2	U						NUT, Steering Gear Lock, Outer Tie Rod to Inner Tie Rod



COMPASS/PATRIOT (MK)		BODY	ENGINE	TRANSMISSION
SERIES	LINE			
H = HIGHLINE	T = JEEP - 2WD	49 = HATCHBACK TYPE #2	ECE = 2.0L 4 Cyl DOHC DPF Diesel Engine	DEF = 6-Speed Manual Aisin BG6 Trans
L = LOWLINE	J = JEEP - 4WD	74 = SPORT UTILITY 4-DR TYPE #4	ED3 = 2.4L 4 Cyl DOHC 16V Dual VVT Engine	DD7 = 5-Speed Manual T355 Transmission
P = PREMIUM	U = JEEP - 4WD (RHD)		ECD = 2.0L 4 Cyl DOHC Diesel 16V Engine	DAV = Continuously Variable Transaxle II
			ECN = 2.0L 4 Cyl DOHC 16V Dual VVT Engine	DAW = Cont.Var. w/Off-Rd Crawl Ratio Trans

Power Steering Pump
Figure 19-505



ITEM	PART NUMBER	QTY	LINE	SERIES	BODY	ENGINE	TRANS	TRIM	DESCRIPTION
------	----------------	-----	------	--------	------	--------	-------	------	-------------

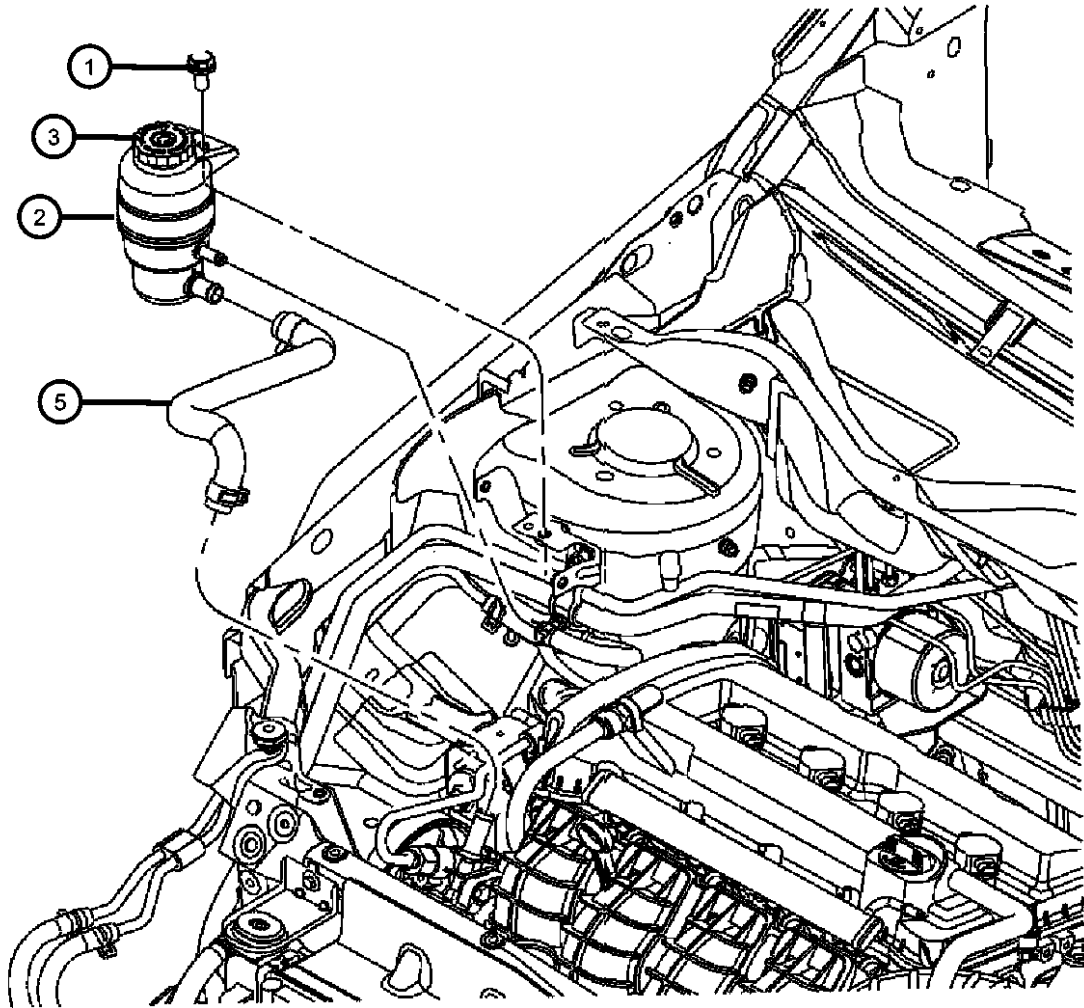
NOTES: Sales Codes;
[ECD] = 2.0L 4 Cyl DOHC Diesel 16V Engine
[ECE] = 2.0L 4 Cyl DOHC Diesel 16V Engine
[ECN] = 2.0L 4 Cyl DOHC 16V Dual VVT Engine
[ED3] = 2.4L 4 CYL DOHC 16V Dual VVT Engine

1									PUMP, Power Steering
	05105048AB	1	J, T, U			ECN, ED3			Compass
		1	J, T, U			ECN, ED3			Patriot
2									SCREW, Hex Flange Head, M8X1.25X30.0
	06104198AA	3	J, T, U			ECD, ECE			
		2	J, T, U			ECN, ED3			
3	06105049AA	1	J, T, U			ECD, ECE, ECN, ED3			BOLT, Hex Flange Head, M8X1.25X25.00
4	06508279AA	2	J, T, U			ECN, ED3			SCREW, Hex Flange Head, M10X1.25X90.00
5	06508246AA	4	J, U						SCREW, Hex Flange Head, M10X1.25X40.00
6	04891593AA	1	J, T, U			ECN, ED3			BRACKET, Power Steering Pump

COMPASS/PATRIOT (MK)					
SERIES	LINE	BODY	ENGINE	TRANSMISSION	
H = HIGHLINE	T = JEEP - 2WD	49 = HATCHBACK TYPE #2	ECE = 2.0L 4 Cyl DOHC DPF Diesel Engine	DEF = 6-Speed Manual Aisin BG6 Trans	
L = LOWLINE	J = JEEP - 4WD	74 = SPORT UTILITY 4-DR	ED3 = 2.4L 4 Cyl DOHC 16V Dual VVT Engine	DD7 = 5-Speed Manual T355 Transmission	
P = PREMIUM	U = JEEP - 4WD (RHD)	TYPE #4	ECD = 2.0L 4 Cyl DOHC Diesel 16V Engine	DAV = Continuously Variable Transaxle II	
			ECN = 2.0L 4 Cyl DOHC 16V Dual VVT Engine	DAW = Cont.Var. w/Off-Rd Crawl Ratio Trans	

Reservoir Assembly
Figure 19-510

ITEM	PART NUMBER	QTY	LINE	SERIES	BODY	ENGINE	TRANS	TRIM	DESCRIPTION
1	06105102AA	2	J, T, U			ECE			SCREW, M8x1.25x25
2	05105338AB	1	J, T, U						RESERVOIR, Power Steering Pump
3	52128513AA	AR	J, T, U						CAP, Power Steering Reservoir
-4	05105832AA	1	J, T, U						SHIELD, Power Steering Reservoir
5	05105092AB	1	U						HOSE, Power Steering Return



COMPASS/PATRIOT (MK)		BODY	ENGINE	TRANSMISSION
SERIES	LINE			
H = HIGHLINE	T = JEEP - 2WD	49 = HATCHBACK TYPE #2	ECE = 2.0L 4 Cyl DOHC DPF Diesel Engine	DEF = 6-Speed Manual Aisin BG6 Trans
L = LOWLINE	J = JEEP - 4WD	74 = SPORT UTILITY 4-DR TYPE #4	ED3 = 2.4L 4 Cyl DOHC 16V Dual VVT Engine	DD7 = 5-Speed Manual T355 Transmission
P = PREMIUM	U = JEEP - 4WD (RHD)		ECD = 2.0L 4 Cyl DOHC Diesel 16V Engine	DAV = Continuously Variable Transaxle II
			ECN = 2.0L 4 Cyl DOHC 16V Dual VVT Engine	DAW = Cont.Var. w/Off-Rd Crawl Ratio Trans

Hoses, Power Steering
Figure 19-605

ITEM	PART NUMBER	QTY	LINE	SERIES	BODY	ENGINE	TRANS	TRIM	DESCRIPTION
------	----------------	-----	------	--------	------	--------	-------	------	-------------

NOTES: Sales Codes:
[ECE] = 2.0L 4 CYL DOHC Diesel 16V Engine
[ECD] = 2.0L 4 CYL DOHC Diesel 16V Engine
[ECN] = 2.0L 4 CYL DOHC 16V Dual VVT Engine
[ED3] = 2.4L 4 CYL DOHC 16V Dual VVT Engine

1	05105789AB	1	J, T, U			ECN, ED3			HOSE, Power Steering With Cooler Compass
		1	J, T, U			ECN, ED3			With Cooler Patriot
2	06105036AA	2	J, T, U						BOLT, Hex Flange Head, M6x1.00x16.00
3	05105087AE	1	J			ED3			HOSE, Power Steering Pressure and Return
	05105788AC	1	T			ECN, ED3			
4	05105446AE	1	J			ECD			HOSE, Power Steering Pressure
	05105447AC	1	U			ECD			
5	05105093AA	1	J, T, U			ECN, ED3			HOSE, Pump Supply Compass
		1	J, T, U			ECN, ED3			Patriot
6	05105448AB	1	J, U			ECD, ECE			HOSE, Pump Supply
-7	06030441	1	J, T, U			ECD, ECE			PIN, Retainer

COMPASS/PATRIOT (MK)		BODY		ENGINE		TRANSMISSION	
SERIES	LINE						
H = HIGHLINE	T = JEEP - 2WD	49 = HATCHBACK TYPE #2		ECE = 2.0L 4 Cyl DOHC DPF		DEF = 6-Speed Manual Aisin BG6	
L = LOWLINE	J = JEEP - 4WD	74 = SPORT UTILITY 4-DR		Diesel Engine		Trans	
P = PREMIUM	U = JEEP - 4WD (RHD)	TYPE #4		ED3 = 2.4L 4 Cyl DOHC 16V		DD7 = 5-Speed Manual T355	
				Dual VVT Engine		Transmission	
				ECD = 2.0L 4 Cyl DOHC		DAV = Continuously Variable	
				Diesel 16V Engine		Transaxle II	
				ECN = 2.0L 4 Cyl DOHC 16V		DAW = Cont.Var. w/Off-Rd Crawl	
				Dual VVT Engine		Ratio Trans	

AR = use ase required - = Non illustrated part

2008 MK

Group - 021DD7

T355; 5-Speed; Manual Transaxle

Group - 021DD7 T355; 5-Speed; Manual Transaxle

Illustration Title

Group-Fig. No.

Manual Transaxle

Transmission / Transaxle Assembly Fig. 021DD7 - 105

Case, and Extension

Case And Related Parts Fig. 021DD7 - 204

Sensors, Switches And Vents Fig. 021DD7 - 215

Gear Train

Input Shaft, Counter Shaft And Reverse Shaft Fig. 021DD7 - 606

Differential

Differential Fig. 021DD7 - 905

Fork and Rails

Shift Forks And Rails.....Fig. 021DD7 - 1005

Gearshift Controls and Related Parts

Gear Shift Lever..... Fig. 021DD7 - 1105

Gear Shift Boot, Knob and Bezel Fig. 021DD7 - 1110

Gear Shift Cable And Bracket..... Fig. 021DD7 - 1115

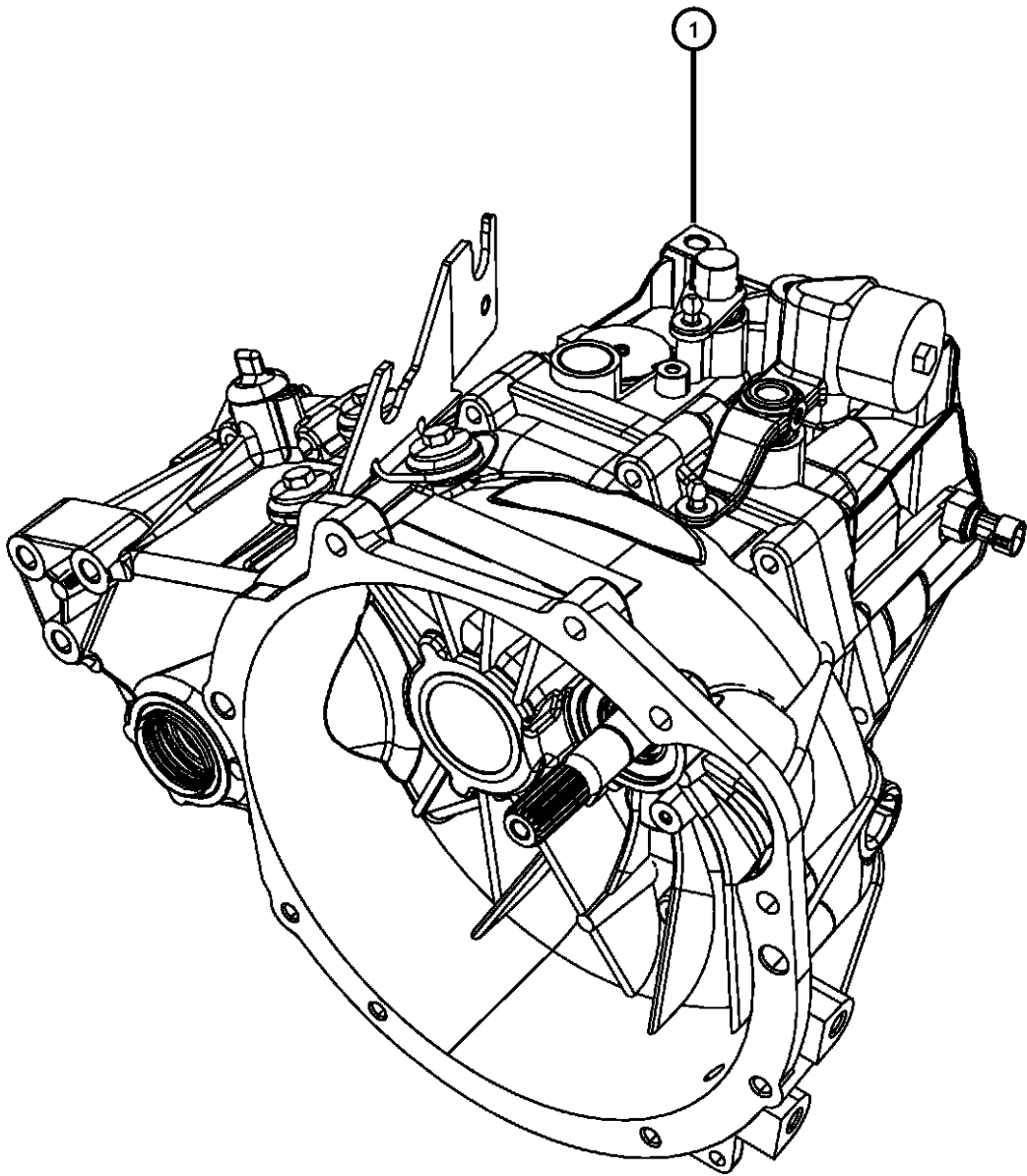
Mounting and Skid Plate

Mounting Bolts.....Fig. 021DD7 - 1215

<div>021DD7-100</div> <div>Manual Transaxle</div>	<div>021DD7-1000</div> <div>Fork and Rails</div>	<div>021DD7-1100</div> <div>Gearshift Controls and Related Parts</div>	<div>021DD7-1200</div> <div>Mounting and Skid Plate</div>
<div>021DD7-200</div> <div>Case, and Extension</div>	<div>021DD7-600</div> <div>Gear Train</div>	<div>021DD7-900</div> <div>Differential</div>	

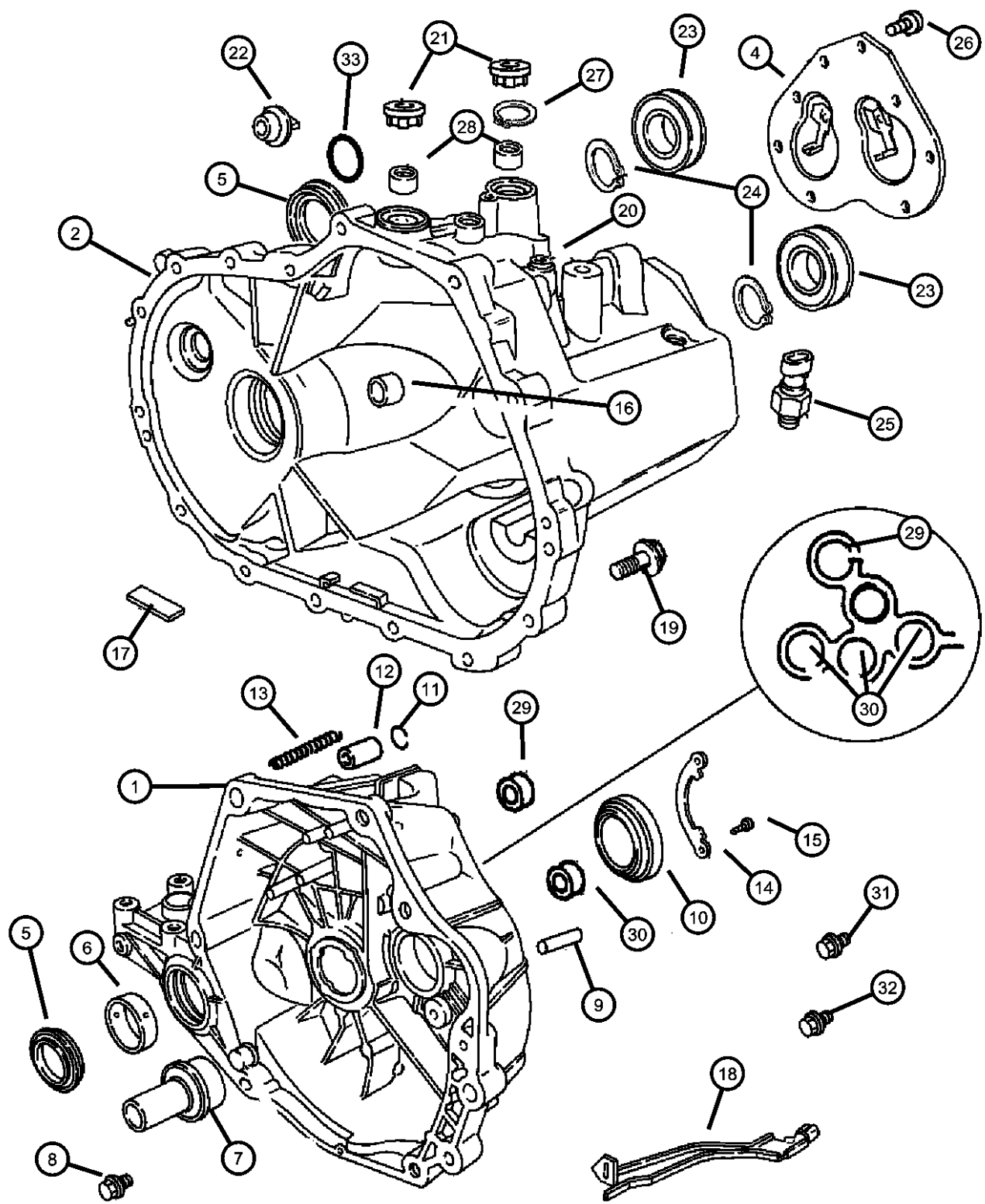
Transmission / Transaxle Assembly
Figure 021DD7-105

ITEM	PART NUMBER	QTY	LINE	SERIES	BODY	ENGINE	TRANS	TRIM	DESCRIPTION
1									TRANSAXLE
	68042567AA	1	T			ED3	DD7		
	68042789AA	1	J, U			ED3	DD7		



COMPASS/PATRIOT (MK)		BODY	ENGINE	TRANSMISSION
SERIES	LINE			
H = HIGHLINE	T = JEEP - 2WD	49 = HATCHBACK TYPE #2	ECE = 2.0L 4 Cyl DOHC DPF Diesel Engine	DEF = 6-Speed Manual Aisin BG6 Trans
L = LOWLINE	J = JEEP - 4WD	74 = SPORT UTILITY 4-DR	ED3 = 2.4L 4 Cyl DOHC 16V Dual VVT Engine	DD7 = 5-Speed Manual T355 Transmission
P = PREMIUM	U = JEEP - 4WD (RHD)	TYPE #4	ECD = 2.0L 4 Cyl DOHC Diesel 16V Engine	DAV = Continuously Variable Transaxle II
			ECN = 2.0L 4 Cyl DOHC 16V Dual VVT Engine	DAW = Cont.Var. w/Off-Rd Crawl Ratio Trans

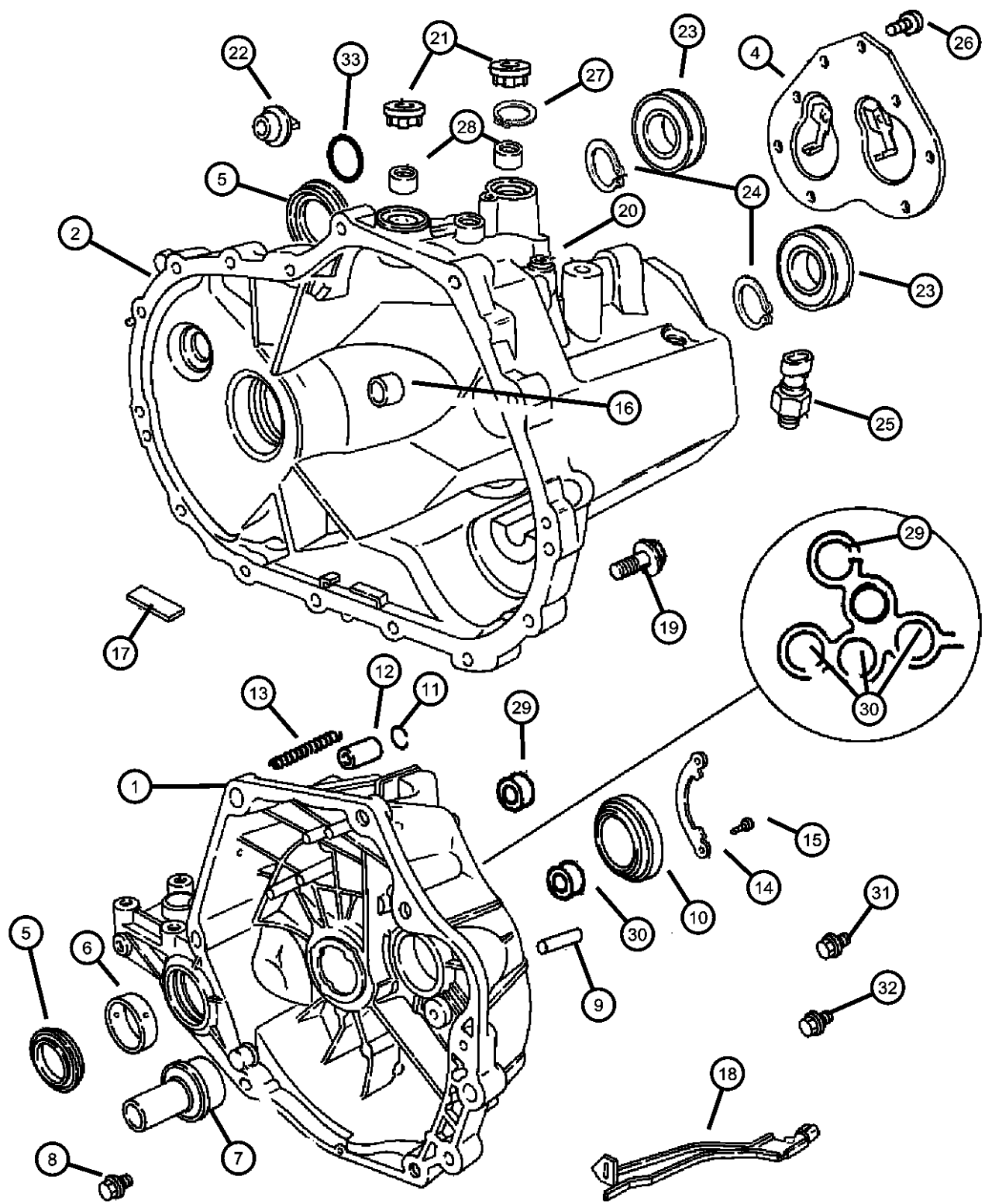
Case And Related Parts
Figure 021DD7-204



ITEM	PART NUMBER	QTY	LINE	SERIES	BODY	ENGINE	TRANS	TRIM	DESCRIPTION
1	05183430AC	1	J, U			ED3	DD7		HOUSING ASSEMBLY, Clutch & Differential
	05189988AB	1	T			ED3	DD7		
2	68026543AA	1	T			ED3	DD7		CASE, Transmission
		1	J, U			ED3	DD7		
-3	04761085	1	T			ED3	DD7		STUD, M12x1.75/M10x1.25x94.5
		1	J, U			ED3	DD7		
4	05189984AA	1	T			ED3	DD7		PLATE, Transaxle Case Rear
		1	J, U			ED3	DD7		
5	05189989AA	1	T			ED3	DD7		SEAL, Axle Drive Shaft
		1	J, U			ED3	DD7		
6	04567022	1	T			ED3	DD7		BEARING CUP, Differential
		1	J, U			ED3	DD7		
7	68001749AA	1	T			ED3	DD7		BEARING, Input Shaft
		1	J, U			ED3	DD7		
8	04348325	2	J, U			ED3	DD7		PLUG, Oil Fill Drain & Fill
		2	T			ED3	DD7		
9	04761099	1	T			ED3	DD7		PIN, Locating
		1	J, U			ED3	DD7		
10	05013634AA	1	T			ED3	DD7		BEARING, Input Shaft Rear Input Shaft Bearing
		1	J, U			ED3	DD7		
11	04761096	1	T			ED3	DD7		SNAP RING

COMPASS/PATRIOT (MK)		BODY		ENGINE		TRANSMISSION	
SERIES	LINE						
H = HIGHLINE	T = JEEP - 2WD	49 = HATCHBACK TYPE #2	ECE = 2.0L 4 Cyl DOHC DPF	DEF = 6-Speed Manual Aisin BG6			
L = LOWLINE	J = JEEP - 4WD	74 = SPORT UTILITY 4-DR	Diesel Engine	Trans			
P = PREMIUM	U = JEEP - 4WD (RHD)	TYPE #4	ED3 = 2.4L 4 Cyl DOHC 16V	DD7 = 5-Speed Manual T355			
			Dual VVT Engine	Transmission			
			ECD = 2.0L 4 Cyl DOHC	DAV = Continuously Variable			
			Diesel 16V Engine	Transaxle II			
			ECN = 2.0L 4 Cyl DOHC 16V	DAW = Cont.Var. w/Off-Rd Crawl			
			Dual VVT Engine	Ratio Trans			

Case And Related Parts
Figure 021DD7-204

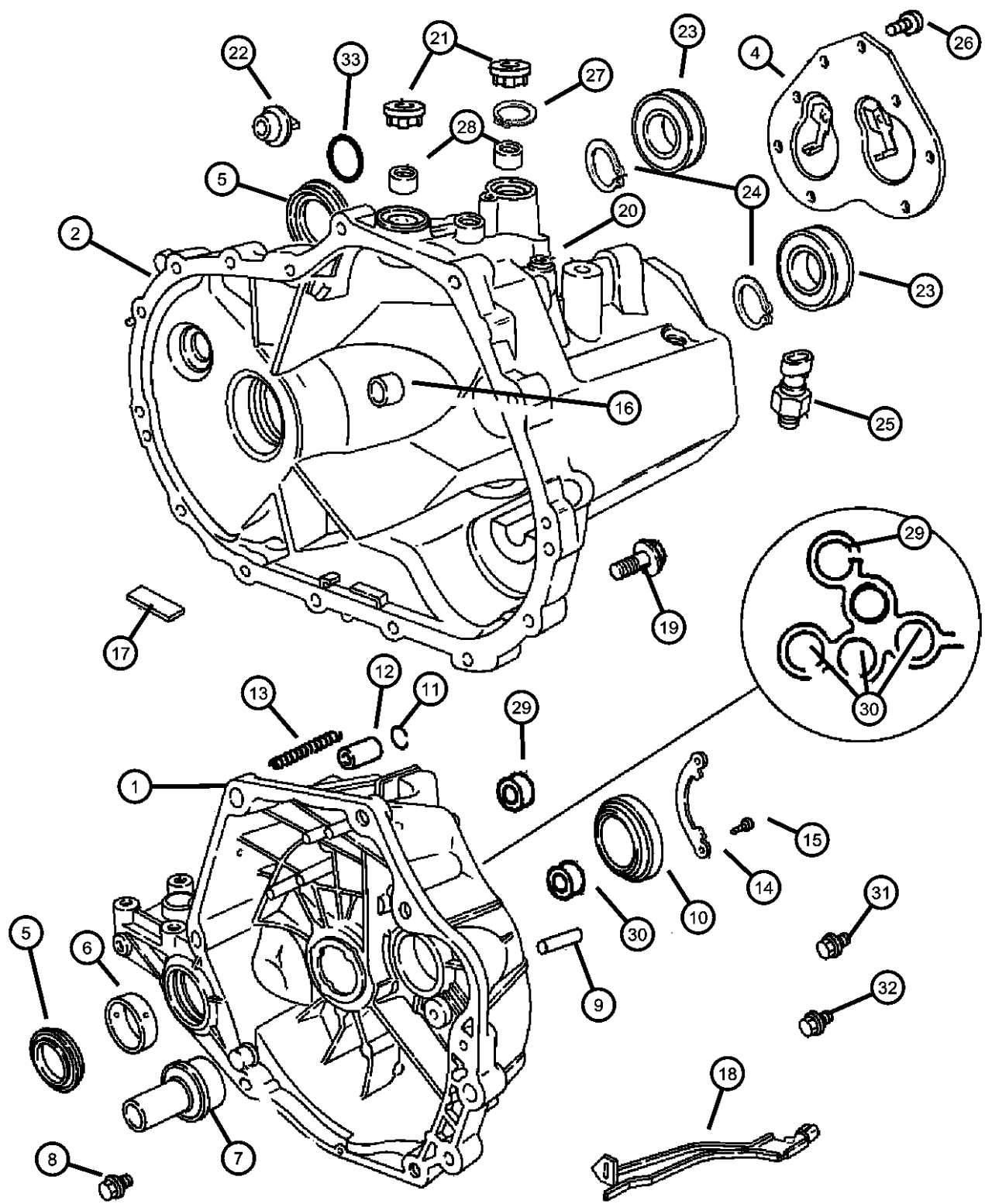


ITEM	PART NUMBER	QTY	LINE	SERIES	BODY	ENGINE	TRANS	TRIM	DESCRIPTION
12		1	J, U			ED3	DD7		DETENT, Shift Rail
	05189998AB	1	T			ED3	DD7		
		1	J, U			ED3	DD7		
13	04471097	1	T			ED3	DD7		SPRING, Detent
14	04761097	1	T			ED3	DD7		RETAINER, Transmission Output Shaft Bearing
15	04761098	2	T			ED3	DD7		BOLT, Output Shaft Bearing
16									BUSHING, Shift Rail
	04761076	2	T			ED3	DD7		
		2	J, U			ED3	DD7		
17									MAGNET, Transmission
	04761078AB	1	T			ED3	DD7		
		1	J, U			ED3	DD7		
18									TROUGH, Lubrication
	04761087	1	T			ED3	DD7		
		1	J, U			ED3	DD7		
19									BOLT AND CONED WASHER, Hex Head, M8x45x17
	06100299	16	T			ED3	DD7		
		16	J, U			ED3	DD7		
20									VENT, Cap, Jiggle
	05189847AA	1	T			ED3	DD7		
		1	J, U			ED3	DD7		
21									SEAL, Shift Lever
	04761077	2	T			ED3	DD7		
		2	J, U			ED3	DD7		
22									PLUG, Oil Fill
	04348325	2	T			ED3	DD7		
		2	J, U			ED3	DD7		
23									BEARING, Input Shaft
	05013634AA	1	T			ED3	DD7		Rear Counter Shaft Bearing
		1	J, U			ED3	DD7		

COMPASS/PATRIOT (MK)		BODY		ENGINE	TRANSMISSION
SERIES	LINE				
H = HIGHLINE	T = JEEP - 2WD	49 = HATCHBACK TYPE #2		ECE = 2.0L 4 Cyl DOHC DPF Diesel Engine	DEF = 6-Speed Manual Aisin BG6 Trans
L = LOWLINE	J = JEEP - 4WD	74 = SPORT UTILITY 4-DR TYPE #4		ED3 = 2.4L 4 Cyl DOHC 16V Dual VVT Engine	DD7 = 5-Speed Manual T355 Transmission
P = PREMIUM	U = JEEP - 4WD (RHD)			ECD = 2.0L 4 Cyl DOHC Diesel 16V Engine	DAV = Continuously Variable Transaxle II
				ECN = 2.0L 4 Cyl DOHC 16V Dual VVT Engine	DAW = Cont.Var. w/Off-Rd Crawl Ratio Trans

AR = use ase required - = Non illustrated part

Case And Related Parts
Figure 021DD7-204



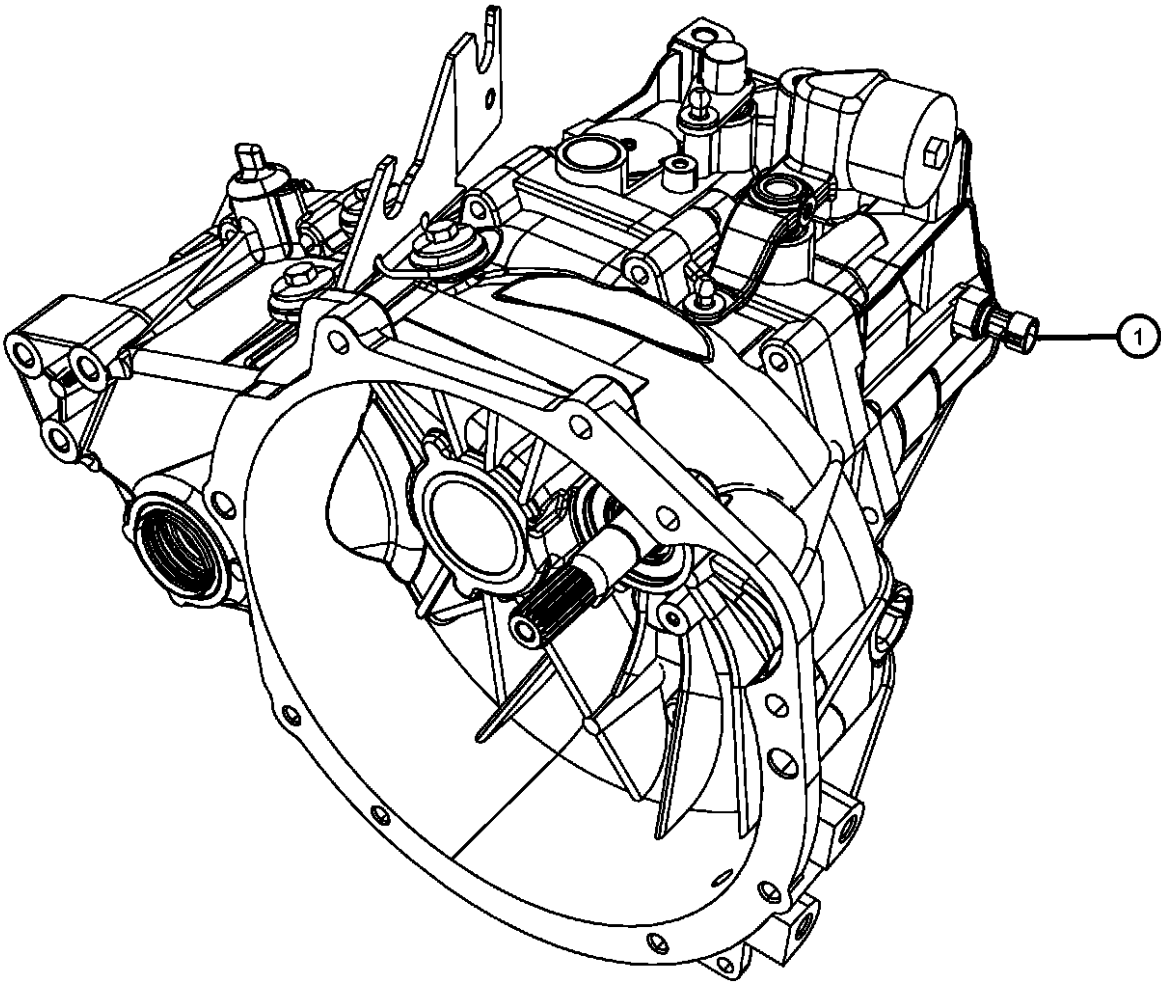
ITEM	PART NUMBER	QTY	LINE	SERIES	BODY	ENGINE	TRANS	TRIM	DESCRIPTION
24	04761096	1	T			ED3	DD7		SNAP RING
		1	J, U			ED3	DD7		
25	05163420AB	1	J, U			ED3	DD7		SWITCH, Back Up Lamp
		1	T			ED3	DD7		
26	04761082	1	T			ED3	DD7		BOLT, Case Plate
		1	J, U			ED3	DD7		
27	04762606	3	T			ED3	DD7		RETAINER, Shaft
		3	J, U			ED3	DD7		
28	04762602	1	T			ED3	DD7		BUSHING, Crossover Shaft
		1	J, U			ED3	DD7		
29	04761076	2	T			ED3	DD7		BUSHING, Shift Rail
		2	J, U			ED3	DD7		[15MM I.D.]
30	04762605	1	T			ED3	DD7		BUSHING, Shift Rail
		1	J, U			ED3	DD7		[15MM I.D.]
31	06102258AA	1	J, T, U			ECN, ED3			PLUG
32	04797323	1	T			ED3	DD7		PLUG, Transmission Drain
		1	J, U			ED3	DD7		
33		1							SHIM, See Differential Illustration, (NOT SERVICED)

COMPASS/PATRIOT (MK)		BODY		ENGINE	TRANSMISSION
SERIES	LINE				
H = HIGHLINE	T = JEEP - 2WD	49 = HATCHBACK TYPE #2		ECE = 2.0L 4 Cyl DOHC DPF Diesel Engine	DEF = 6-Speed Manual Aisin BG6 Trans
L = LOWLINE	J = JEEP - 4WD	74 = SPORT UTILITY 4-DR TYPE #4		ED3 = 2.4L 4 Cyl DOHC 16V Dual VVT Engine	DD7 = 5-Speed Manual T355 Transmission
P = PREMIUM	U = JEEP - 4WD (RHD)			ECD = 2.0L 4 Cyl DOHC Diesel 16V Engine	DAV = Continuously Variable Transaxle II
				ECN = 2.0L 4 Cyl DOHC 16V Dual VVT Engine	DAW = Cont.Var. w/Off-Rd Crawl Ratio Trans

AR = use ase required - = Non illustrated part

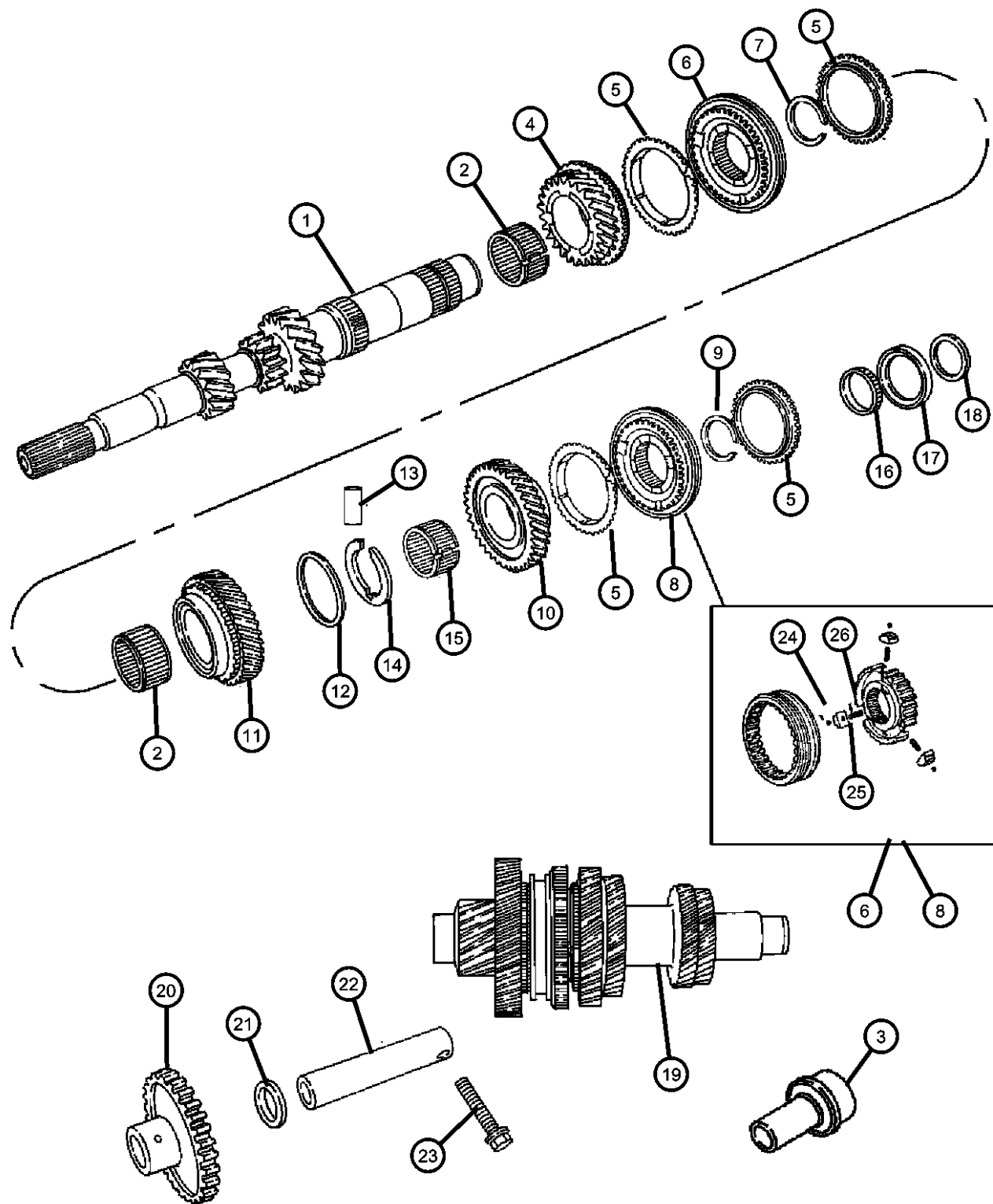
Sensors, Switches And Vents
Figure 021DD7-215

ITEM	PART NUMBER	QTY	LINE	SERIES	BODY	ENGINE	TRANS	TRIM	DESCRIPTION
1	05163420AB	1	T			ED3	DD7		SWITCH, Back Up Lamp
		1	J, U			ED3	DD7		
-2	05189847AA	1	T			ED3	DD7		VENT, Cap, Jiggle
		1	J, U			ED3	DD7		



COMPASS/PATRIOT (MK)		BODY	ENGINE	TRANSMISSION
SERIES	LINE			
H = HIGHLINE	T = JEEP - 2WD	49 = HATCHBACK TYPE #2	ECE = 2.0L 4 Cyl DOHC DPF Diesel Engine	DEF = 6-Speed Manual Aisin BG6 Trans
L = LOWLINE	J = JEEP - 4WD	74 = SPORT UTILITY 4-DR	ED3 = 2.4L 4 Cyl DOHC 16V Dual VVT Engine	DD7 = 5-Speed Manual T355 Transmission
P = PREMIUM	U = JEEP - 4WD (RHD)	TYPE #4	ECD = 2.0L 4 Cyl DOHC Diesel 16V Engine	DAV = Continuously Variable Transaxle II
			ECN = 2.0L 4 Cyl DOHC 16V Dual VVT Engine	DAW = Cont.Var. w/Off-Rd Crawl Ratio Trans

Input Shaft, Counter Shaft And Reverse Shaft
Figure 021DD7-606



ITEM	PART NUMBER	QTY	LINE	SERIES	BODY	ENGINE	TRANS	TRIM	DESCRIPTION
1	05191005AA	1	T			ED3	DD7		INPUT SHAFT PACKAGE, Transaxle
2	04762612	1	T			ED3	DD7		NEEDLE BEARING
		1	J, U			ED3	DD7		
3	68001749AA	1	T			ED3	DD7		BEARING, Input Shaft
		1	J, U			ED3	DD7		
4	05191010AA	1	T			ED3	DD7		GEAR, Third
		1	J, U			ED3	DD7		
5	05191014AA	2	T			ED3	DD7		RING
		4	J, U			ED3	DD7		
6	05191011AA	1	T			ED3	DD7		SYNCHRONIZER, Third and Fourth
		1	J, U			ED3	DD7		
7	05069148AA	1	T			ED3	DD7		RING
		1	J, U			ED3	DD7		
8	05191017AA	1	T			ED3	DD7		SYNCHRONIZER, Fifth
		1	J, U			ED3	DD7		
9	05069148AA	1	T			ED3	DD7		RING
		1	J, U			ED3	DD7		
10	68032737AA	1	J, U			ED3	DD7		GEAR, Fifth
		1	T			ED3	DD7		
11	05191015AB	1	T			ED3	DD7		GEAR, Fourth
		1	J, U			ED3	DD7		
12									RING, 4th Gear

COMPASS/PATRIOT (MK)

SERIES

H = HIGHLINE

L = LOWLINE

P = PREMIUM

LINE

T = JEEP - 2WD

J = JEEP - 4WD

U = JEEP - 4WD (RHD)

BODY

49 = HATCHBACK TYPE #2

74 = SPORT UTILITY 4-DR

TYPE #4

ENGINE

ECE = 2.0L 4 Cyl DOHC DPF

Diesel Engine

ED3 = 2.4L 4 Cyl DOHC 16V

Dual VVT Engine

ECD = 2.0L 4 Cyl DOHC

Diesel 16V Engine

ECN = 2.0L 4 Cyl DOHC 16V

Dual VVT Engine

TRANSMISSION

DEF = 6-Speed Manual Aisin BG6

Trans

DD7 = 5-Speed Manual T355

Transmission

DAV = Continuously Variable

Transaxle II

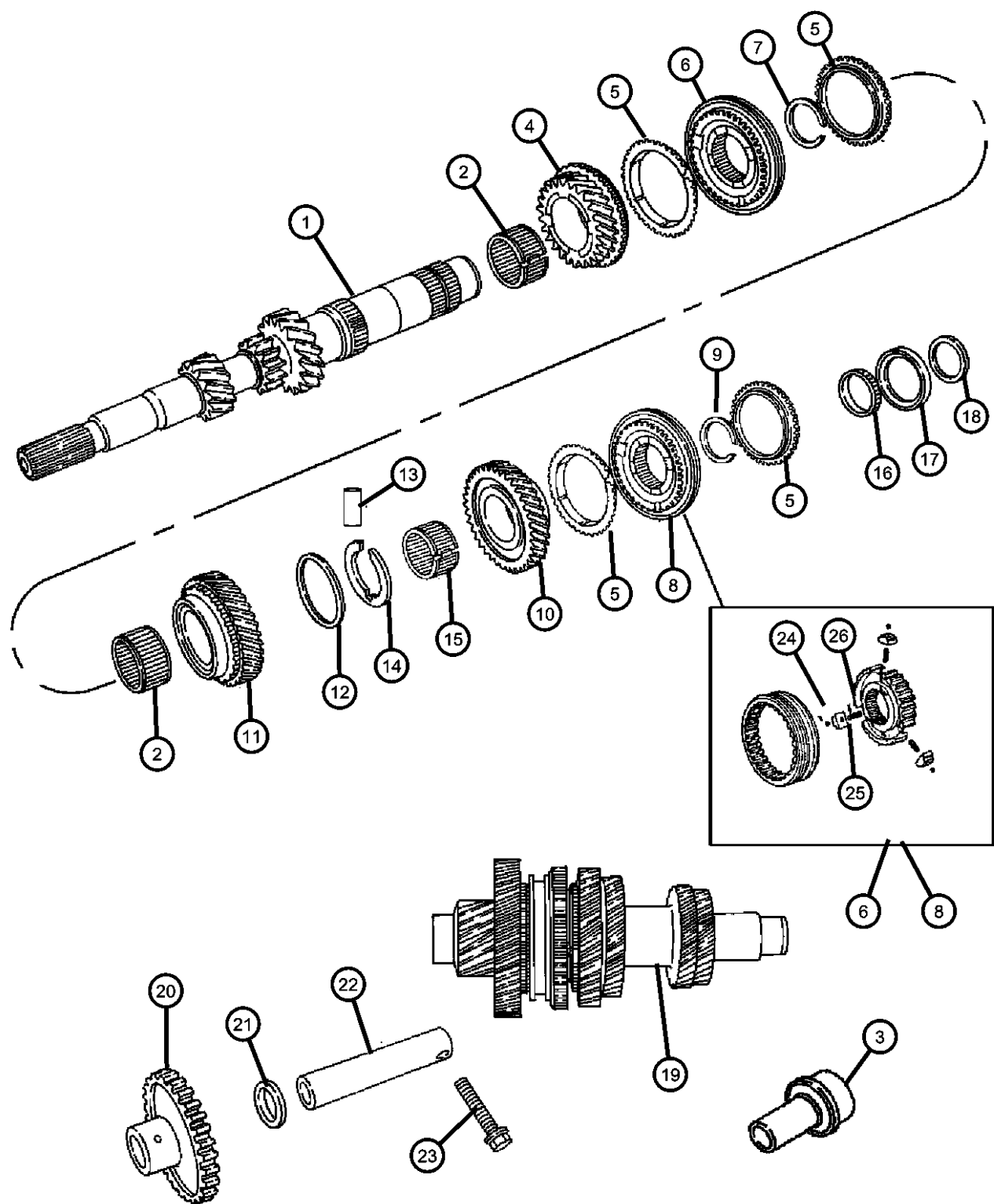
DAW = Cont.Var. w/Off-Rd Crawl

Ratio Trans

AR = use ase required - = Non illustrated part

2008 MK

Input Shaft, Counter Shaft And Reverse Shaft
Figure 021DD7-606



ITEM	PART NUMBER	QTY	LINE	SERIES	BODY	ENGINE	TRANS	TRIM	DESCRIPTION
13	04761138	1	T			ED3	DD7		PIN
		1	J, U			ED3	DD7		
14	04761140	1	T			ED3	DD7		WASHER, Fourth Gear
		1	J, U			ED3	DD7		
15	04761137	1	T			ED3	DD7		NEEDLE BEARING
		1	J, U			ED3	DD7		
16	04762612	1	T			ED3	DD7		NEEDLE BEARING, Reverse Gear
		1	J, U			ED3	DD7		
17	05069154AA	1	T			ED3	DD7		BEARING CONE, Reverse Brake
		1	J, U			ED3	DD7		
18	05102313AA	1	T			ED3	DD7		SPACER, Reverse Idler
		1	J, U			ED3	DD7		
19	04761127	1	T			ED3	DD7		OUTPUT SHAFT, Transaxle
		1	J, U			ED3	DD7		
20	68032738AA	1	J, U			ED3	DD7		GEAR, Reverse Idler
		1	T			ED3	DD7		
21	04886482AA	1	T			ED3	DD7		SPACER, Reverse Idler
		1	J, U			ED3	DD7		
22	04761127	1	T			ED3	DD7		IDLER SHAFT, Transmission
		1	J, U			ED3	DD7		
	04761126	1	T			ED3	DD7		
		1	J, U			ED3	DD7		

COMPASS/PATRIOT (MK)

SERIES

H = HIGHLINE

L = LOWLINE

P = PREMIUM

LINE

T = JEEP - 2WD

J = JEEP - 4WD

U = JEEP - 4WD (RHD)

BODY

49 = HATCHBACK TYPE #2

74 = SPORT UTILITY 4-DR

TYPE #4

ENGINE

ECE = 2.0L 4 Cyl DOHC DPF

Diesel Engine

ED3 = 2.4L 4 Cyl DOHC 16V

Dual VVT Engine

ECD = 2.0L 4 Cyl DOHC

Diesel 16V Engine

ECN = 2.0L 4 Cyl DOHC 16V

Dual VVT Engine

TRANSMISSION

DEF = 6-Speed Manual Aisin BG6

Trans

DD7 = 5-Speed Manual T355

Transmission

DAV = Continuously Variable

Transaxle II

DAW = Cont.Var. w/Off-Rd Crawl

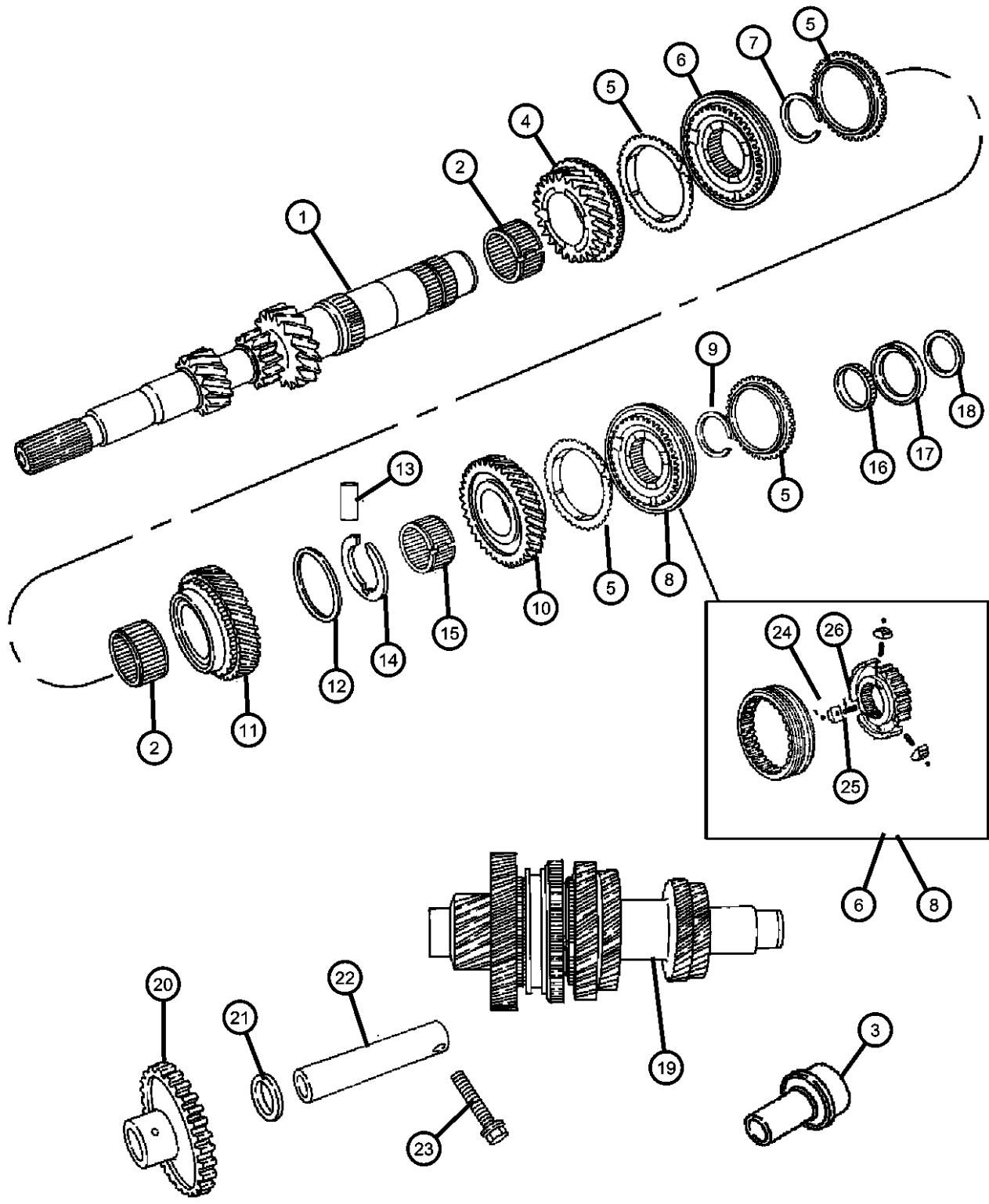
Ratio Trans

AR = use ase required - = Non illustrated part

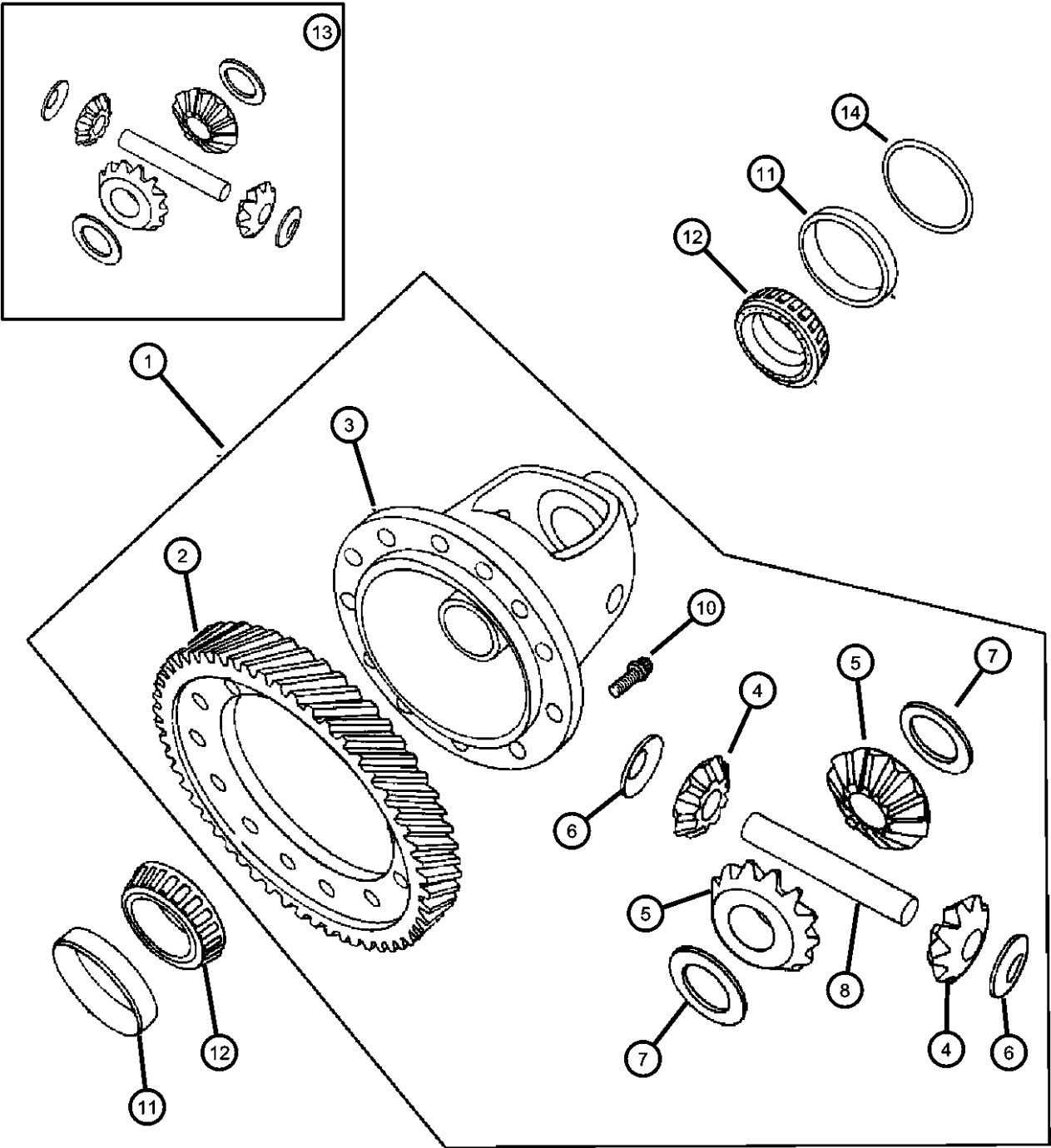
2008 MK

<< RETURN TO GROUP INDEX

Input Shaft, Counter Shaft And Reverse Shaft
Figure 021DD7-606

ITEM	PART NUMBER	QTY	LINE	SERIES	BODY	ENGINE	TRANS	TRIM	DESCRIPTION
									
23	06100299	16	T			ED3	DD7		BOLT AND CONED WASHER, Hex Head, M8x45x17
		16	J, U			ED3	DD7		
24		16							BALL, Pivot, Serviced in Assembly, (NOT SERVICED)
25		16							KEY, Synchronizer, Serviced in Assembly, (NOT SERVICED)
26		16							SPRING, Synchronizer, Serviced in Assembly, (NOT SERVICED)
<div>COMPASS/PATRIOT (MK)</div> <div><div>SERIES</div><div>LINE</div></div> <div><div>H = HIGHLINE</div><div>T = JEEP - 2WD</div><div>L = LOWLINE</div><div>J = JEEP - 4WD</div><div>P = PREMIUM</div><div>U = JEEP - 4WD (RHD)</div></div> <div><div>BODY</div><div>49 = HATCHBACK TYPE #2</div><div>74 = SPORT UTILITY 4-DR</div><div>TYPE #4</div></div> <div><div>ENGINE</div><div>ECE = 2.0L 4 Cyl DOHC DPF</div><div>Diesel Engine</div><div>ED3 = 2.4L 4 Cyl DOHC 16V</div><div>Dual VVT Engine</div><div>ECD = 2.0L 4 Cyl DOHC</div><div>Diesel 16V Engine</div><div>ECN = 2.0L 4 Cyl DOHC 16V</div><div>Dual VVT Engine</div></div> <div><div>TRANSMISSION</div><div>DEF = 6-Speed Manual Aisin BG6</div><div>Trans</div><div>DD7 = 5-Speed Manual T355</div><div>Transmission</div><div>DAV = Continuously Variable</div><div>Transaxle II</div><div>DAW = Cont.Var. w/Off-Rd Crawl</div><div>Ratio Trans</div></div>									
AR = use ase required - = Non illustrated part									

Differential
Figure 021DD7-905

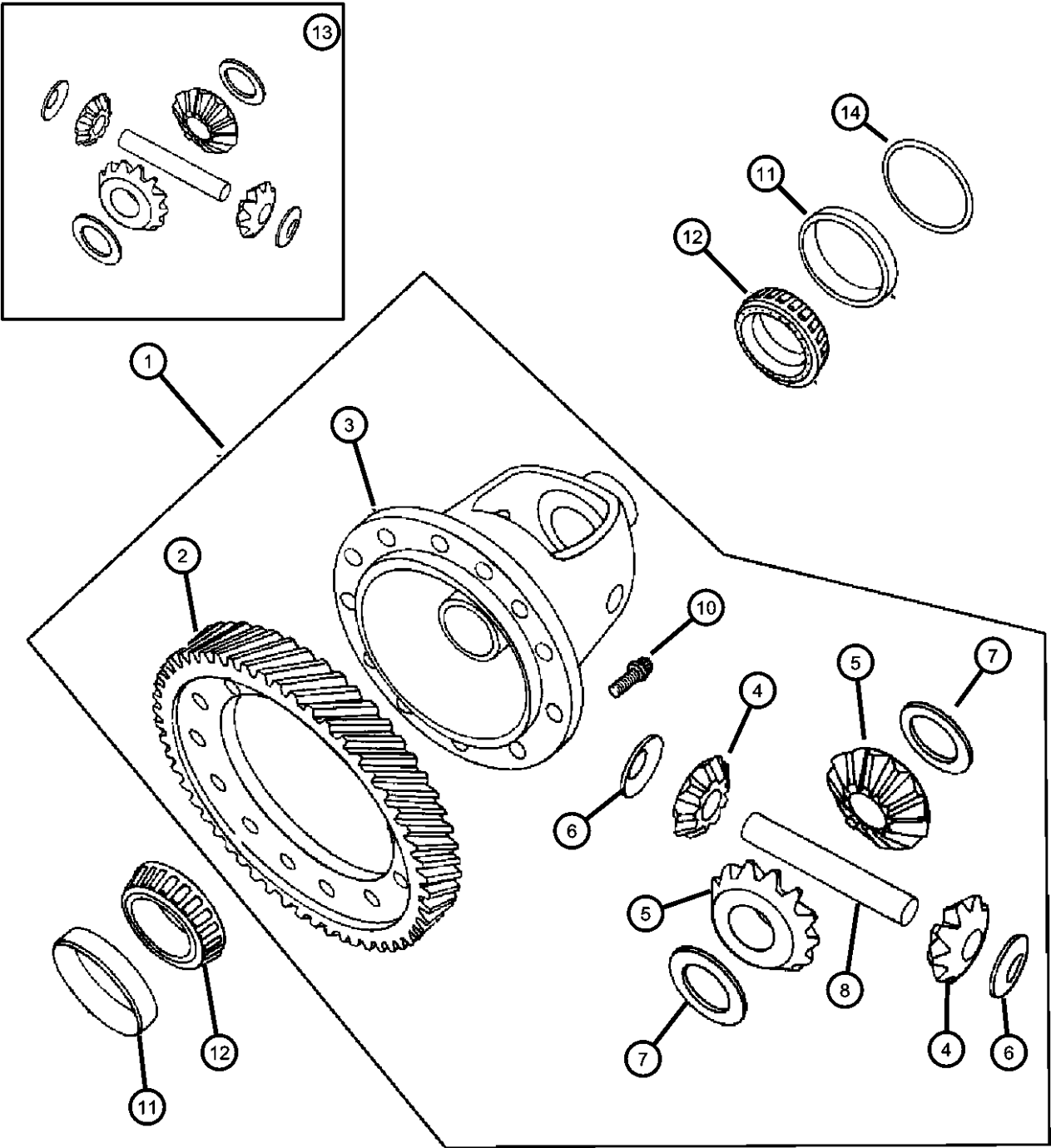


ITEM	PART NUMBER	QTY	LINE	SERIES	BODY	ENGINE	TRANS	TRIM	DESCRIPTION
1	05191026AA	1	T			ED3	DD7		DIFFERENTIAL, Transaxle
	05193430AB	1	J, U			ED3	DD7		
2	05191029AA	1	T			ED3	DD7		GEAR, Differential Ring
		1	J, U			ED3	DD7		
3	05191027AA	1	T			ED3	DD7		CASE, Differential
	05193301AB	1	J, U			ED3	DD7		
4	05193301AB	1							PINION, Differential, Serviced With [#1 Or #13] Only, (NOT SERVICED)
5	05193301AB	1							GEAR, Differential Side, Serviced With [#1 Or #13] Only, (NOT SERVICED)
6									WASHER, Pinion Gear
	05191033AA	2	T			ED3	DD7		
		2	J, U			ED3	DD7		
7									WASHER PACKAGE, Side Gear Thrust
	04504568	1	T			ED3	DD7		
		1	J, U			ED3	DD7		
8	05191032AA	1	T			ED3	DD7		SHAFT, Pinion Gear
		1	J, U			ED3	DD7		
-9									BRACKET, Differential Pinion Shaft
	05134957AA	2	T			ED3	DD7		
		2	J, U			ED3	DD7		
10									SCREW, Special Shouldered, M10x1x29
	06502034	12	T			ED3	DD7		
		12	J, U			ED3	DD7		
11									BEARING CUP, Differential
	04567022	1	T			ED3	DD7		
		1	J, U			ED3	DD7		
12									BEARING CONE, Differential

COMPASS/PATRIOT (MK)		BODY		ENGINE	TRANSMISSION
SERIES	LINE				
H = HIGHLINE	T = JEEP - 2WD	49 = HATCHBACK TYPE #2		ECE = 2.0L 4 Cyl DOHC DPF Diesel Engine	DEF = 6-Speed Manual Aisin BG6 Trans
L = LOWLINE	J = JEEP - 4WD	74 = SPORT UTILITY 4-DR TYPE #4		ED3 = 2.4L 4 Cyl DOHC 16V Dual VVT Engine	DD7 = 5-Speed Manual T355 Transmission
P = PREMIUM	U = JEEP - 4WD (RHD)			ECD = 2.0L 4 Cyl DOHC Diesel 16V Engine	DAV = Continuously Variable Transaxle II
				ECN = 2.0L 4 Cyl DOHC 16V Dual VVT Engine	DAW = Cont.Var. w/Off-Rd Crawl Ratio Trans

AR = use ase required - = Non illustrated part

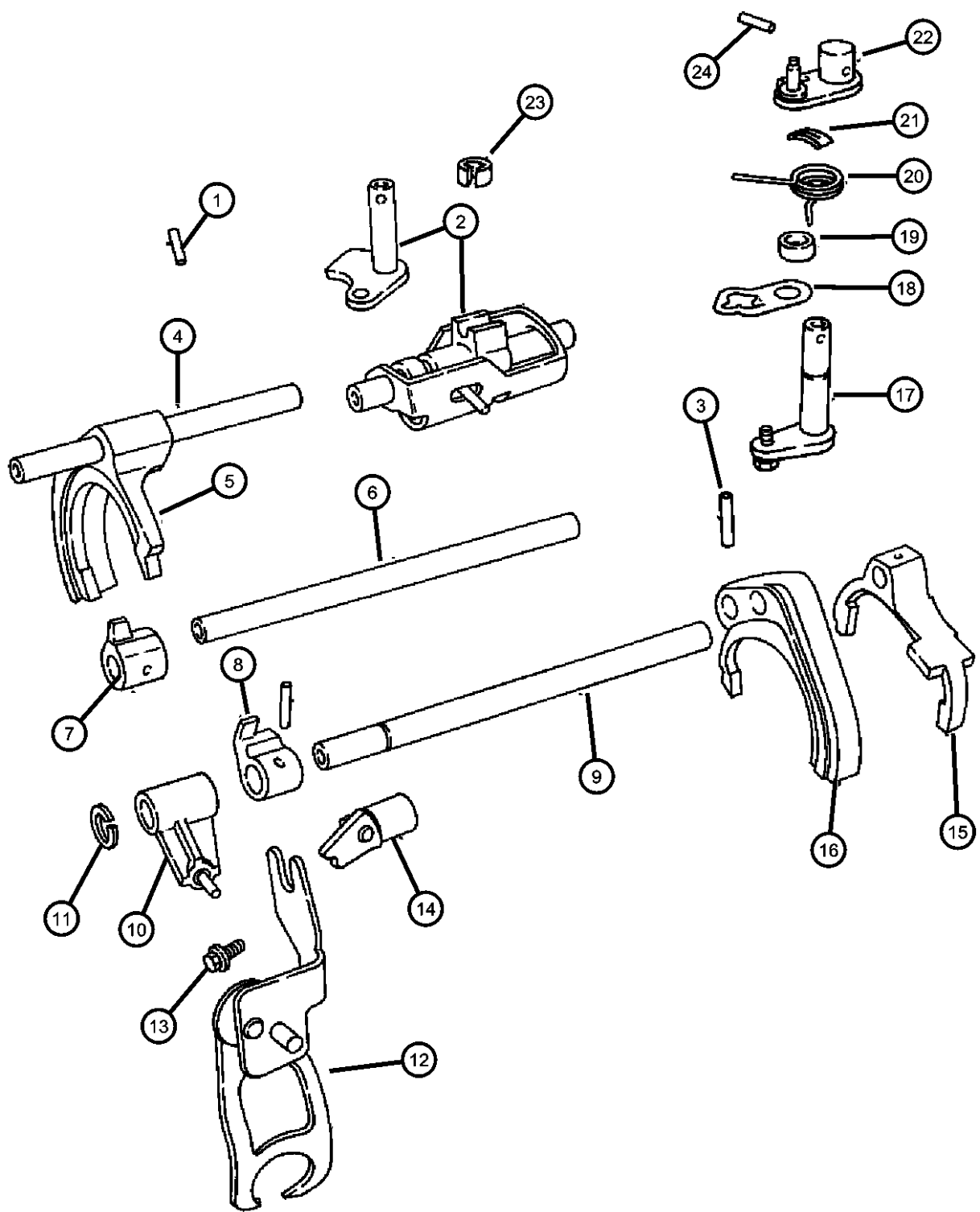
Differential
Figure 021DD7-905



ITEM	PART NUMBER	QTY	LINE	SERIES	BODY	ENGINE	TRANS	TRIM	DESCRIPTION
	04567025AB	2	T			ED3	DD7		
		1	J, U			ED3	DD7		
13	05191034AA	1	T			ED3	DD7		GEAR PACKAGE, Differential
14	05222345	1	T			ED3	DD7		SHIM, Final Drive, .50mm
-15	05222346	1	T			ED3	DD7		SHIM, Final Drive, .54mm
-16	05222347	1	T			ED3	DD7		SHIM, Final Drive, .58mm
-17	05222348	1	T			ED3	DD7		SHIM, Final Drive, .62mm
-18	05222349	1	T			ED3	DD7		SHIM, Final Drive, .66mm
-19	05222350	1	T			ED3	DD7		SHIM, Final Drive, .70mm
-20	05222351	1	T			ED3	DD7		SHIM, Final Drive, .74mm
-21	05222352	1	T			ED3	DD7		SHIM, Final Drive, .78mm
-22	05222353	1	T			ED3	DD7		SHIM, Final Drive, .82mm
-23	05222354	1	T			ED3	DD7		SHIM, Final Drive, .86mm
-24	05222355	1	T			ED3	DD7		SHIM, Final Drive, .90mm
-25	05222356	1	T			ED3	DD7		SHIM, Final Drive, .94mm
-26	05222357	1	T			ED3	DD7		SHIM, Final Drive, .98mm
-27	05222358	1	T			ED3	DD7		SHIM, Final Drive, 1.02mm
-28	05222359	1	T			ED3	DD7		SHIM, Final Drive, 1.06mm
-29	05222360	1	T			ED3	DD7		SPACER, Final Drive, 1.10mm
-30	05222361	1	T			ED3	DD7		SPACER, Final Drive, 1.14mm
-31	05222362	1	T			ED3	DD7		SHIM, Final Drive, 1.18mm
-32	05222363	1	T			ED3	DD7		SHIM, Final Drive, 1.22mm
-33	05222364	1	T			ED3	DD7		SHIM, Final Drive, 1.26mm
-34	05222365	1	T			ED3	DD7		SHIM, Final Drive, 1.30mm
-35	05222366	1	T			ED3	DD7		SHIM, Final Drive, 1.34mm
-36	05222367	1	T			ED3	DD7		SHIM, Final Drive, 1.38mm
-37	05222369	1	T			ED3	DD7		SHIM, Final Drive, 1.46mm
-38	05222370	1	T			ED3	DD7		SPACER, Final Drive, 1.50mm
-39	05222371	1	T			ED3	DD7		SPACER, Final Drive, 1.54mm
-40	05222372	1	T			ED3	DD7		SPACER, Final Drive, 1.58mm

COMPASS/PATRIOT (MK)		BODY	ENGINE	TRANSMISSION
SERIES	LINE			
H = HIGHLINE	T = JEEP - 2WD	49 = HATCHBACK TYPE #2	ECE = 2.0L 4 Cyl DOHC DPF Diesel Engine	DEF = 6-Speed Manual Aisin BG6 Trans
L = LOWLINE	J = JEEP - 4WD	74 = SPORT UTILITY 4-DR TYPE #4	ED3 = 2.4L 4 Cyl DOHC 16V Dual VVT Engine	DD7 = 5-Speed Manual T355 Transmission
P = PREMIUM	U = JEEP - 4WD (RHD)		ECD = 2.0L 4 Cyl DOHC Diesel 16V Engine	DAV = Continuously Variable Transaxle II
			ECN = 2.0L 4 Cyl DOHC 16V Dual VVT Engine	DAW = Cont.Var. w/Off-Rd Crawl Ratio Trans

Shift Forks And Rails
Figure 021DD7-1005

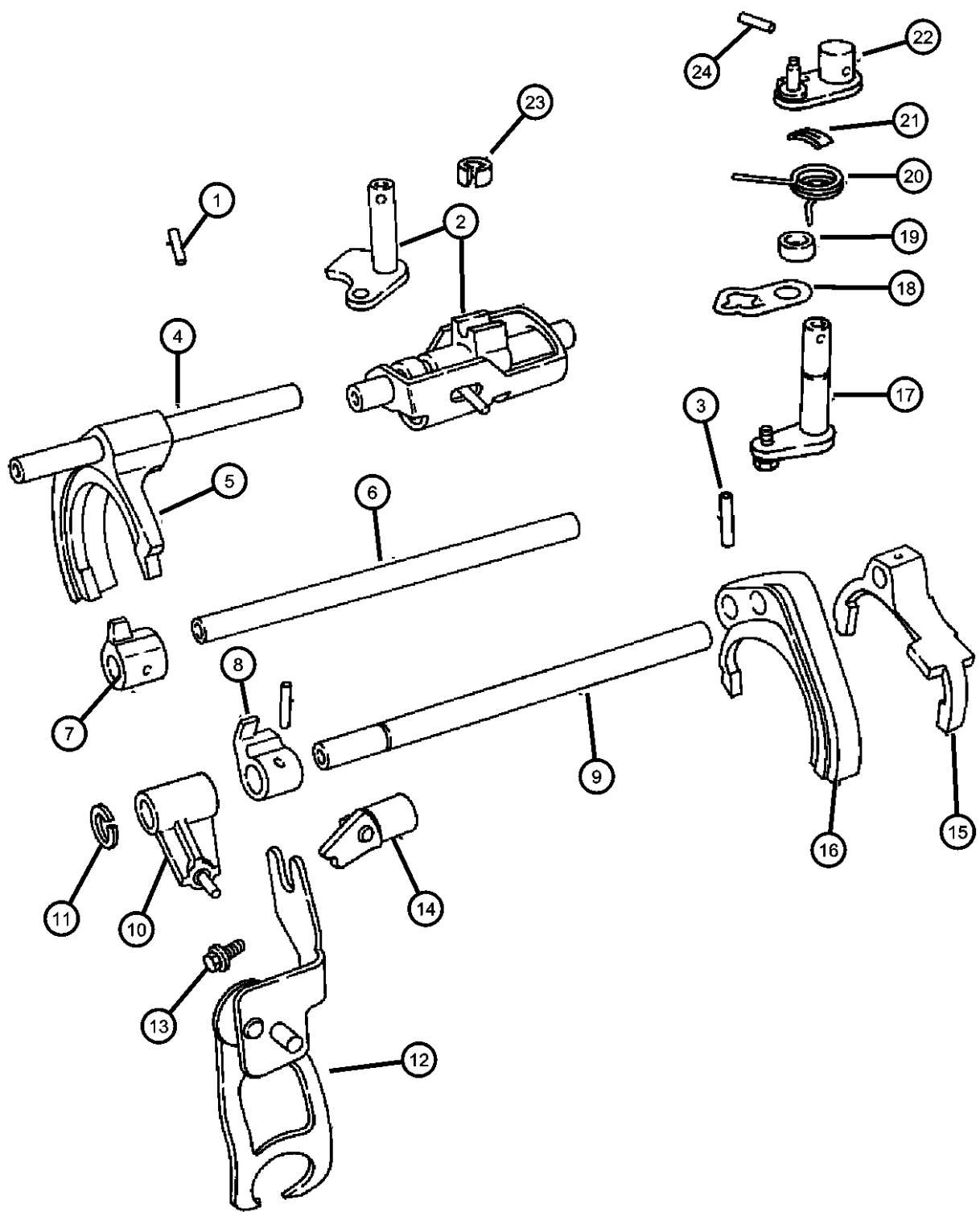


ITEM	PART NUMBER	QTY	LINE	SERIES	BODY	ENGINE	TRANS	TRIM	DESCRIPTION
1	04778249	1	J, U			ED3	DD7		PIN, Shift Shaft
		1	T			ED3	DD7		
2	05191019AA	1	T			ED3	DD7		BLOCKER, Shift
		1	J, U			ED3	DD7		
3	05010082AB	1	T			ED3	DD7		PIN, Roll
4	04761176	1	T			ED3	DD7		RAIL, First and Second Shift
		1	J, U			ED3	DD7		Includes: Fork, Rail & Pin
5	04796649AB	1	T			ED3	DD7		FORK, Transmission
		1	J, U			ED3	DD7		
6	04761176	1	T			ED3	DD7		RAIL, First and Second Shift
		1	J, U			ED3	DD7		[3Rd] & [4Th] Shift
7	04761179	1	T			ED3	DD7		LUG, Third and Fourth Shift
		1	J, U			ED3	DD7		
8	04761181	1	T			ED3	DD7		LUG, Fifth and Reverse
		1	J, U			ED3	DD7		
9	05191022AA	1	T			ED3	DD7		RAIL, Fifth and Reverse Shift
		1	J, U			ED3	DD7		
10	04761182	1	T			ED3	DD7		ARM, Reverse Lever
		1	J, U			ED3	DD7		
11	06501862	1	T			ED3	DD7		SNAP RING
		1	J, U			ED3	DD7		
12	04761152	1	T			ED3	DD7		BRACKET, Reverse Shift Rod

COMPASS/PATRIOT (MK)		BODY		ENGINE	TRANSMISSION
SERIES	LINE				
H = HIGHLINE	T = JEEP - 2WD	49 = HATCHBACK TYPE #2	ECE = 2.0L 4 Cyl DOHC DPF	DEF = 6-Speed Manual Aisin BG6	
L = LOWLINE	J = JEEP - 4WD	74 = SPORT UTILITY 4-DR	Diesel Engine	Trans	
P = PREMIUM	U = JEEP - 4WD (RHD)	TYPE #4	ED3 = 2.4L 4 Cyl DOHC 16V	DD7 = 5-Speed Manual T355	
			Dual VVT Engine	Transmission	
			ECD = 2.0L 4 Cyl DOHC	DAV = Continuously Variable	
			Diesel 16V Engine	Transaxle II	
			ECN = 2.0L 4 Cyl DOHC 16V	DAW = Cont.Var. w/Off-Rd Crawl	
			Dual VVT Engine	Ratio Trans	

AR = use ase required - = Non illustrated part

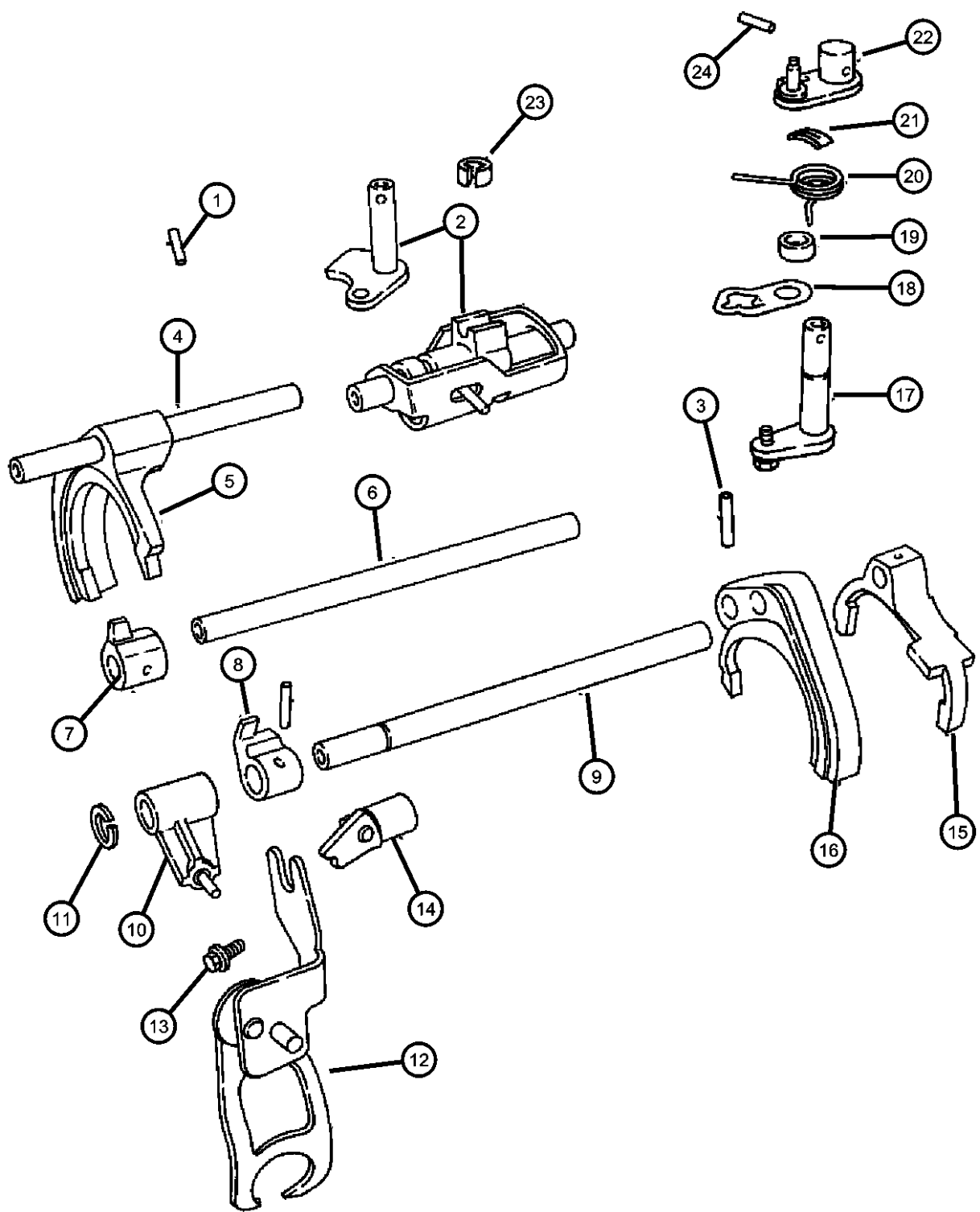
Shift Forks And Rails
Figure 021DD7-1005



ITEM	PART NUMBER	QTY	LINE	SERIES	BODY	ENGINE	TRANS	TRIM	DESCRIPTION
13		1	J, U			ED3	DD7		SCREW, Reverse Bracket
	04761153	2	T			ED3	DD7		
		2	J, U			ED3	DD7		
14									CAM, Reverse Block
	04761154	1	T			ED3	DD7		
		1	J, U			ED3	DD7		
15									FORK, Fifth and Reverse
	05191024AA	1	T			ED3	DD7		
		1	J, U			ED3	DD7		
16									LUG, Third and Fourth Shift
	04761179	1	T			ED3	DD7		Includes:[3-4] Fork
		1	J, U			ED3	DD7		Includes:[3-4] Fork
17									LEVER, Crossover
	04761147	1	T			ED3	DD7		
		1	J, U			ED3	DD7		
18									PLATE, Crossover Stop
	04761148	1	T			ED3	DD7		
		1	J, U			ED3	DD7		
19									SPACER, Inner Crossover Lever
	04761151	1	T			ED3	DD7		
		1	J, U			ED3	DD7		
20									SPRING, Crossover Lever
	04761149	1	T			ED3	DD7		
		1	J, U			ED3	DD7		
21									RETAINER, Spring
	04761150	1	T			ED3	DD7		
		1	J, U			ED3	DD7		
22									LEVER, Crossover
	05189983AA	1	T			ED3	DD7		
		1	J, U			ED3	DD7		
23									CLIP, Detent Shaft

COMPASS/PATRIOT (MK)		BODY		ENGINE	TRANSMISSION
SERIES	LINE				
H = HIGHLINE	T = JEEP - 2WD	49 = HATCHBACK TYPE #2		ECE = 2.0L 4 Cyl DOHC DPF Diesel Engine	DEF = 6-Speed Manual Aisin BG6 Trans
L = LOWLINE	J = JEEP - 4WD	74 = SPORT UTILITY 4-DR TYPE #4		ED3 = 2.4L 4 Cyl DOHC 16V Dual VVT Engine	DD7 = 5-Speed Manual T355 Transmission
P = PREMIUM	U = JEEP - 4WD (RHD)			ECD = 2.0L 4 Cyl DOHC Diesel 16V Engine	DAV = Continuously Variable Transaxle II
				ECN = 2.0L 4 Cyl DOHC 16V Dual VVT Engine	DAW = Cont.Var. w/Off-Rd Crawl Ratio Trans

Shift Forks And Rails
Figure 021DD7-1005

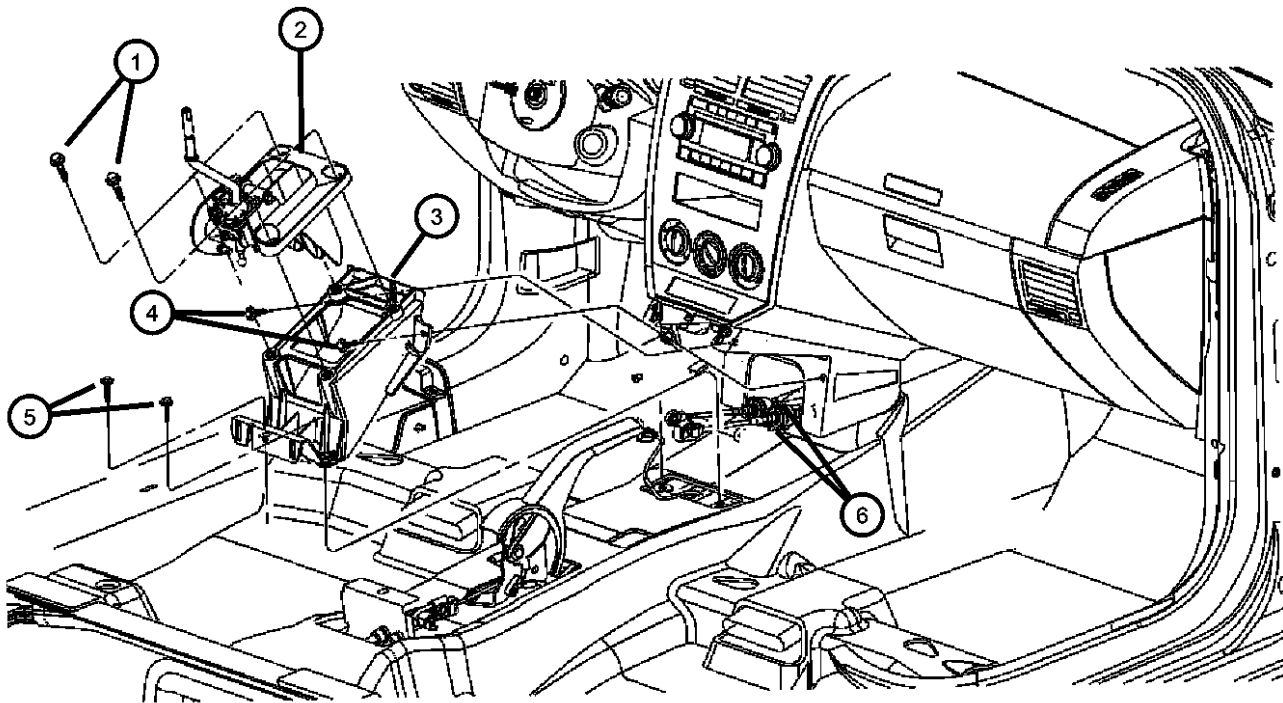


ITEM	PART NUMBER	QTY	LINE	SERIES	BODY	ENGINE	TRANS	TRIM	DESCRIPTION
24	04761158	2	T			ED3	DD7		PIN, Shift Shaft
		2	J, U			ED3	DD7		
	04778249	1	T			ED3	DD7		
		1	J, U			ED3	DD7		

COMPASS/PATRIOT (MK)		BODY	ENGINE	TRANSMISSION
SERIES	LINE			
H = HIGHLINE	T = JEEP - 2WD	49 = HATCHBACK TYPE #2	ECE = 2.0L 4 Cyl DOHC DPF Diesel Engine	DEF = 6-Speed Manual Aisin BG6 Trans
L = LOWLINE	J = JEEP - 4WD	74 = SPORT UTILITY 4-DR	ED3 = 2.4L 4 Cyl DOHC 16V Dual VVT Engine	DD7 = 5-Speed Manual T355 Transmission
P = PREMIUM	U = JEEP - 4WD (RHD)	TYPE #4	ECD = 2.0L 4 Cyl DOHC Diesel 16V Engine	DAV = Continuously Variable Transaxle II
			ECN = 2.0L 4 Cyl DOHC 16V Dual VVT Engine	DAW = Cont.Var. w/Off-Rd Crawl Ratio Trans

Gear Shift Lever
Figure 021DD7-1105

ITEM	PART NUMBER	QTY	LINE	SERIES	BODY	ENGINE	TRANS	TRIM	DESCRIPTION
1	06104392AA	4	J, T, U				DD7, DEF		SCREW AND WASHER, Hex Head, M8x1.25x40
2	05106040AB	1	J, T, U				DD7		SHIFTER, Transmission
3	05291763AB	1	J, T, U				DD7, DEF		BRACKET, Gearshift
4	06105099AA	2	J, T, U						SCREW AND WASHER, Hex Head, M6X1.0X30.00
5	06105099AA	2	J, T, U						SCREW AND WASHER, Hex Head, M6X1.0X30.00
6	05062120AC	1	J, T, U				DD7		CABLE, Gearshift Control
-7	68018106AA	1	J, T, U				DD7		CLIP, Retainer

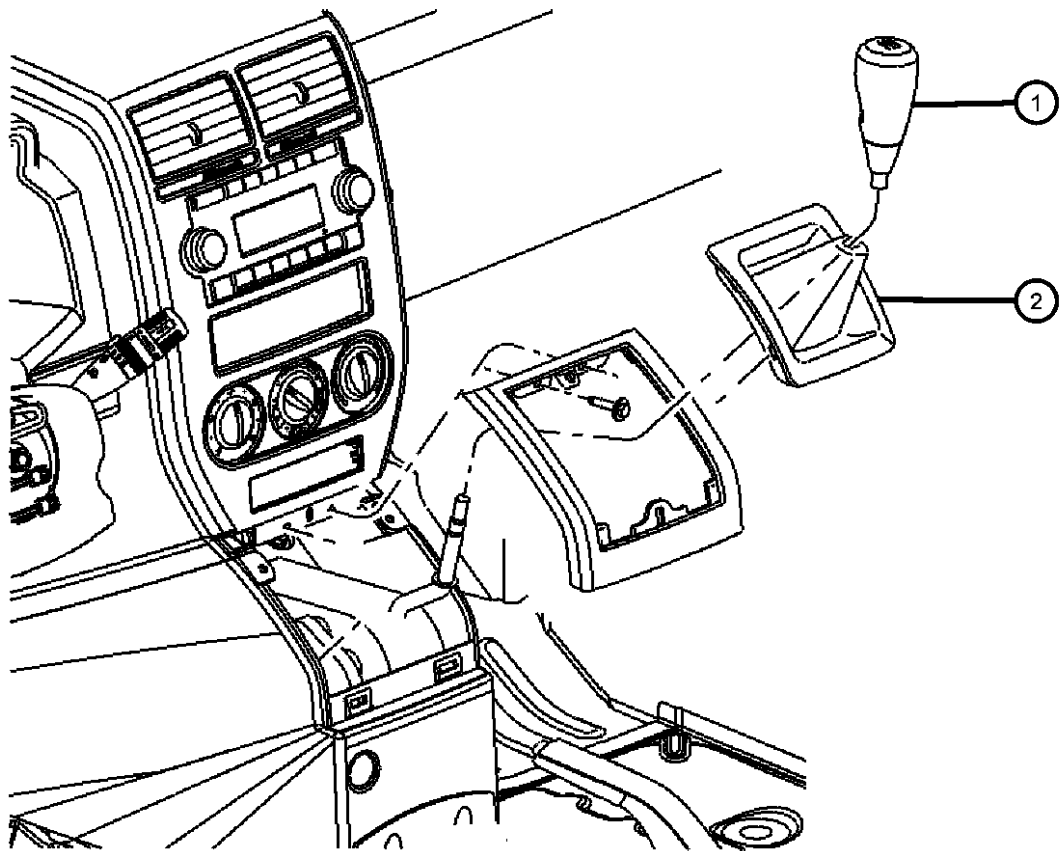


COMPASS/PATRIOT (MK)		BODY	ENGINE	TRANSMISSION
SERIES	LINE			
H = HIGHLINE	T = JEEP - 2WD	49 = HATCHBACK TYPE #2	ECE = 2.0L 4 Cyl DOHC DPF Diesel Engine	DEF = 6-Speed Manual Aisin BG6 Trans
L = LOWLINE	J = JEEP - 4WD	74 = SPORT UTILITY 4-DR	ED3 = 2.4L 4 Cyl DOHC 16V Dual VVT Engine	DD7 = 5-Speed Manual T355 Transmission
P = PREMIUM	U = JEEP - 4WD (RHD)	TYPE #4	ECD = 2.0L 4 Cyl DOHC Diesel 16V Engine	DAV = Continuously Variable Transaxle II
			ECN = 2.0L 4 Cyl DOHC 16V Dual VVT Engine	DAW = Cont.Var. w/Off-Rd Crawl Ratio Trans

AR = use ase required - = Non illustrated part

Gear Shift Boot, Knob and Bezel
Figure 021DD7-1110

ITEM	PART NUMBER	QTY	LINE	SERIES	BODY	ENGINE	TRANS	TRIM	DESCRIPTION
1	05273342AB	1	J, T, U				DD7		KNOB, Gearshift
2	05273434AC	1	J, T, U				DD7		BOOT, Gearshift

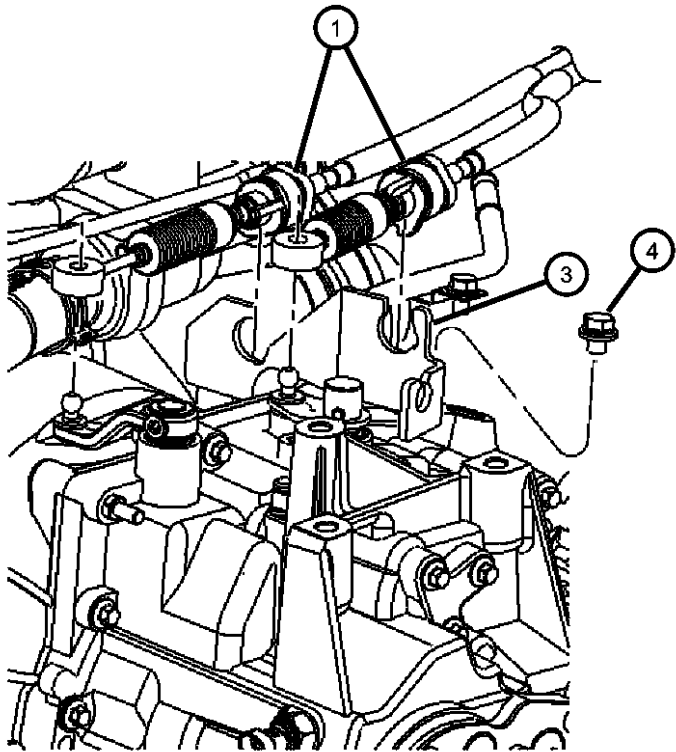


COMPASS/PATRIOT (MK)		BODY	ENGINE	TRANSMISSION
SERIES	LINE			
H = HIGHLINE	T = JEEP - 2WD	49 = HATCHBACK TYPE #2	ECE = 2.0L 4 Cyl DOHC DPF Diesel Engine	DEF = 6-Speed Manual Aisin BG6 Trans
L = LOWLINE	J = JEEP - 4WD	74 = SPORT UTILITY 4-DR	ED3 = 2.4L 4 Cyl DOHC 16V Dual VVT Engine	DD7 = 5-Speed Manual T355 Transmission
P = PREMIUM	U = JEEP - 4WD (RHD)	TYPE #4	ECD = 2.0L 4 Cyl DOHC Diesel 16V Engine	DAV = Continuously Variable Transaxle II
			ECN = 2.0L 4 Cyl DOHC 16V Dual VVT Engine	DAW = Cont.Var. w/Off-Rd Crawl Ratio Trans

AR = use ase required - = Non illustrated part

Gear Shift Cable And Bracket
Figure 021DD7-1115

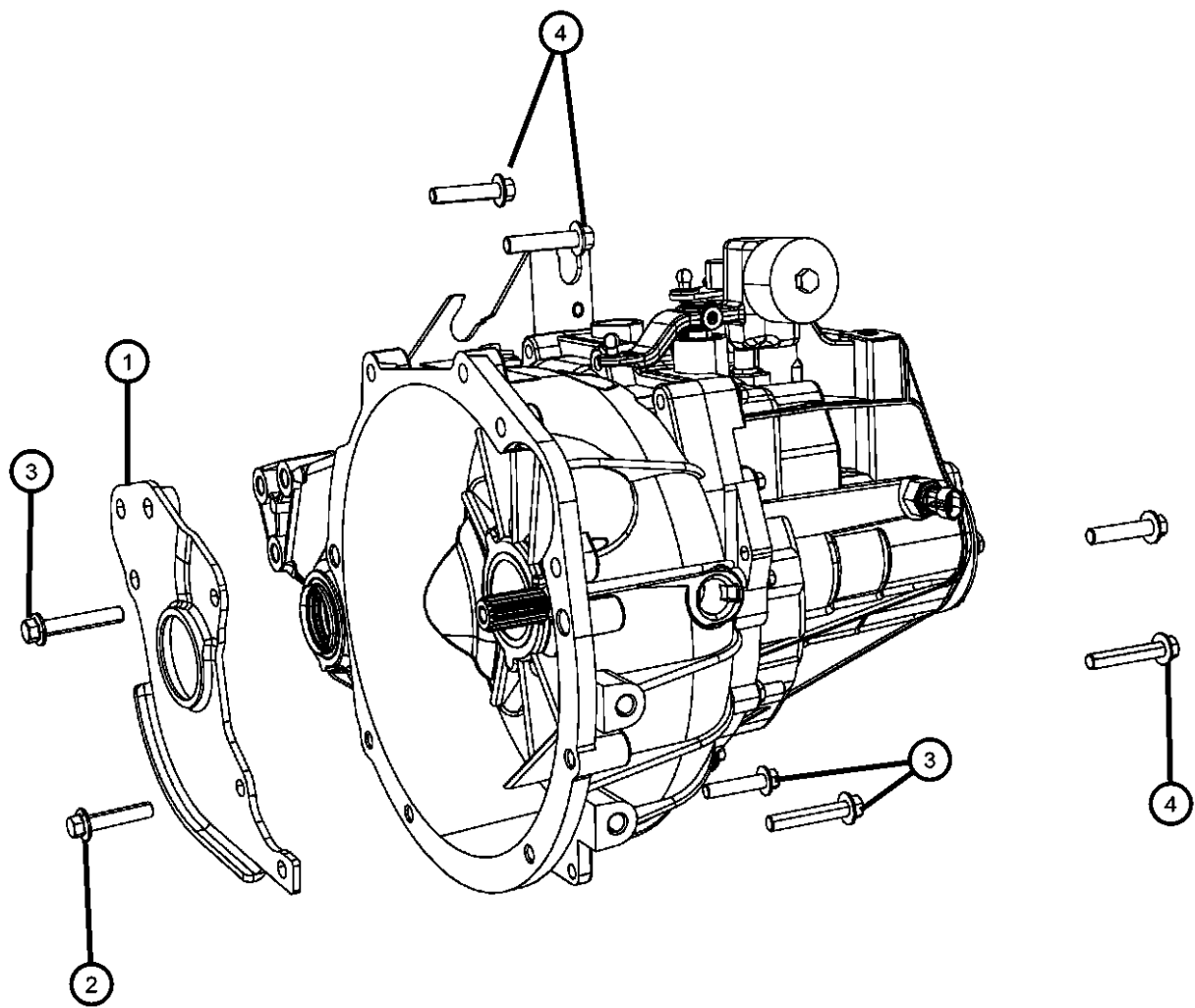
ITEM	PART NUMBER	QTY	LINE	SERIES	BODY	ENGINE	TRANS	TRIM	DESCRIPTION
1	05062120AC	1	J, T, U				DD7		CABLE, Gearshift Control
-2	68018106AA	1	J, T, U				DD7		CLIP, Retainer
3									BRACKET, Transmission Control Cable
	05189848AA	1	T			ED3	DD7		
		1	J, U			ED3	DD7		
4									BOLT
	05189849AA	3	T			ED3	DD7		
		3	J, U			ED3	DD7		



COMPASS/PATRIOT (MK)		BODY	ENGINE	TRANSMISSION
SERIES	LINE			
H = HIGHLINE	T = JEEP - 2WD	49 = HATCHBACK TYPE #2	ECE = 2.0L 4 Cyl DOHC DPF Diesel Engine	DEF = 6-Speed Manual Aisin BG6 Trans
L = LOWLINE	J = JEEP - 4WD	74 = SPORT UTILITY 4-DR	ED3 = 2.4L 4 Cyl DOHC 16V Dual VVT Engine	DD7 = 5-Speed Manual T355 Transmission
P = PREMIUM	U = JEEP - 4WD (RHD)	TYPE #4	ECD = 2.0L 4 Cyl DOHC Diesel 16V Engine	DAV = Continuously Variable Transaxle II
			ECN = 2.0L 4 Cyl DOHC 16V Dual VVT Engine	DAW = Cont.Var. w/Off-Rd Crawl Ratio Trans

Mounting Bolts
Figure 021DD7-1215

ITEM	PART NUMBER	QTY	LINE	SERIES	BODY	ENGINE	TRANS	TRIM	DESCRIPTION
1	05106051AA	1	T			ED3	DD7		REINFORCEMENT
2									BOLT, Hex Flange Head, [M10X1.25X45.00]
	06508882AA	4	T				DD7		
		6	J, U				DD7		
3	06508881AA	3	J, T, U				DD7		BOLT, Hex Flange Head, M10x1.25x55.00
4	06509052AA	1	J, T, U				DD7		BOLT, Hex Flange Head, [M10X1.25X60.00]



COMPASS/PATRIOT (MK)				
SERIES	LINE	BODY	ENGINE	TRANSMISSION
H = HIGHLINE	T = JEEP - 2WD	49 = HATCHBACK TYPE #2	ECE = 2.0L 4 Cyl DOHC DPF Diesel Engine	DEF = 6-Speed Manual Aisin BG6 Trans
L = LOWLINE	J = JEEP - 4WD	74 = SPORT UTILITY 4-DR TYPE #4	ED3 = 2.4L 4 Cyl DOHC 16V Dual VVT Engine	DD7 = 5-Speed Manual T355 Transmission
P = PREMIUM	U = JEEP - 4WD (RHD)		ECD = 2.0L 4 Cyl DOHC Diesel 16V Engine	DAV = Continuously Variable Transaxle II
			ECN = 2.0L 4 Cyl DOHC 16V Dual VVT Engine	DAW = Cont.Var. w/Off-Rd Crawl Ratio Trans

Group - 021DEF

BG6; 6-Speed; Manual Transaxle

Group - 021DEF BG6; 6-Speed; Manual Transaxle

Illustration Title

Group-Fig. No.

Manual Transaxle

Transmission / Transaxle Assembly Fig. 021DEF - 105

Gearshift Controls and Related Parts

Gear Shift Lever.....Fig. 021DEF - 1105

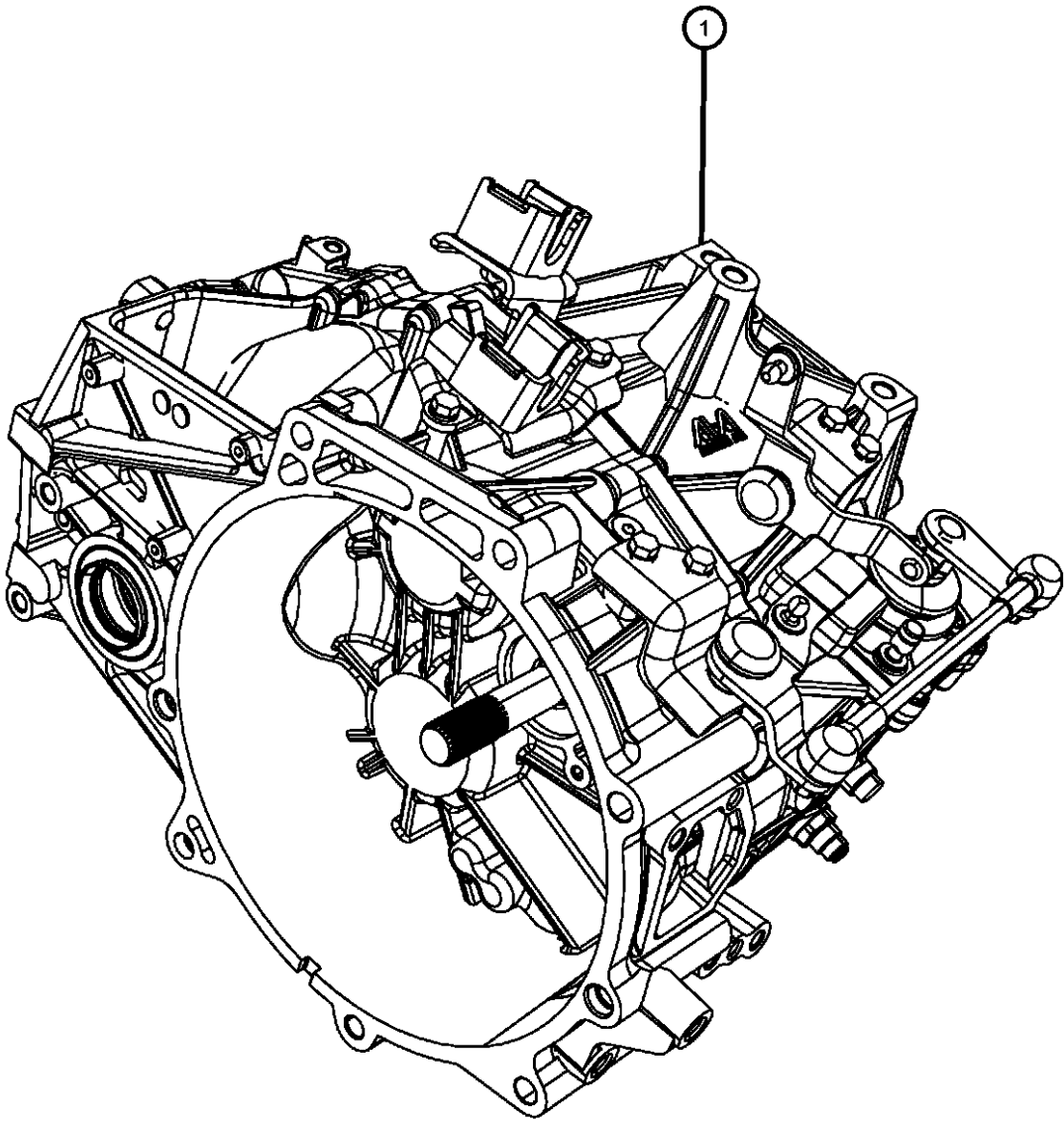
Gear Shift Boot, Knob and Bezel Fig. 021DEF - 1110

Gear Shift Cable And Bracket..... Fig. 021DEF - 1115

<div>021DEF-100</div> <div>Manual Transaxle</div>	<div>021DEF-1100</div> <div>Gearshift Controls and Related Parts</div>		
---	--	--	--

Transmission / Transaxle Assembly
Figure 021DEF-105

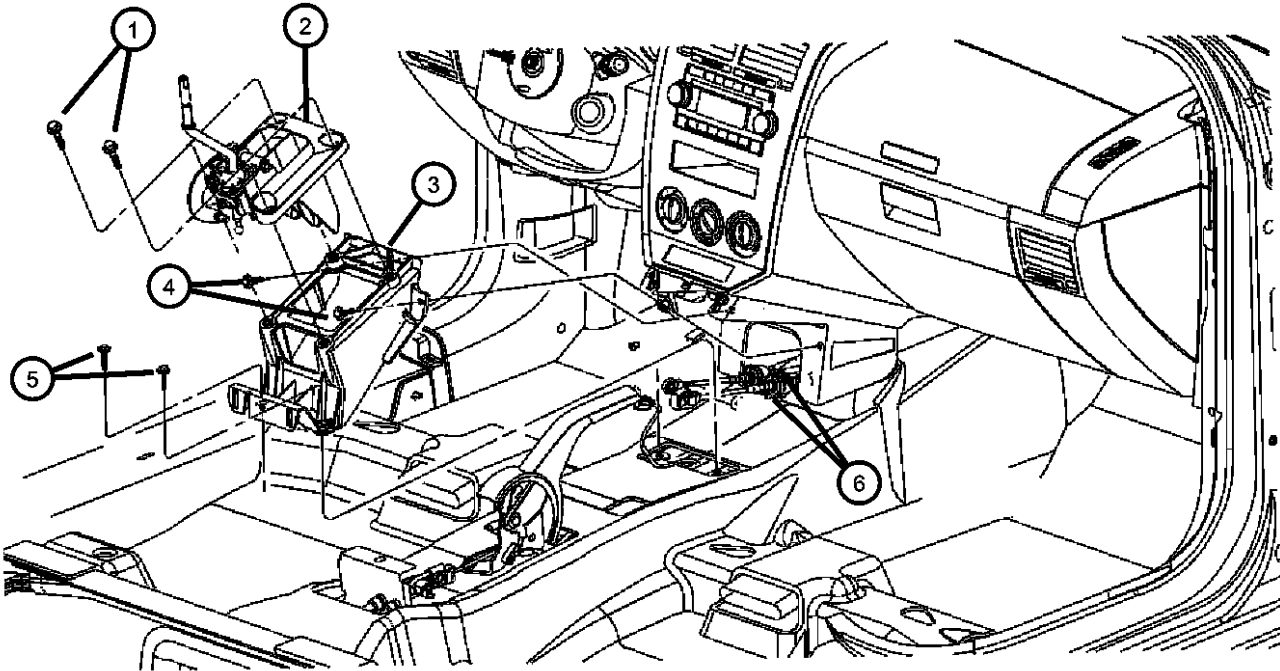
ITEM	PART NUMBER	QTY	LINE	SERIES	BODY	ENGINE	TRANS	TRIM	DESCRIPTION
1	05273278AD	1	J, U			ECD, ECE	DEF		TRANSMISSION, 6 speed



COMPASS/PATRIOT (MK)		BODY	ENGINE	TRANSMISSION
SERIES	LINE			
H = HIGHLINE	T = JEEP - 2WD	49 = HATCHBACK TYPE #2	ECE = 2.0L 4 Cyl DOHC DPF Diesel Engine	DEF = 6-Speed Manual Aisin BG6 Trans
L = LOWLINE	J = JEEP - 4WD	74 = SPORT UTILITY 4-DR	ED3 = 2.4L 4 Cyl DOHC 16V Dual VVT Engine	DD7 = 5-Speed Manual T355 Transmission
P = PREMIUM	U = JEEP - 4WD (RHD)	TYPE #4	ECD = 2.0L 4 Cyl DOHC Diesel 16V Engine	DAV = Continuously Variable Transaxle II
			ECN = 2.0L 4 Cyl DOHC 16V Dual VVT Engine	DAW = Cont.Var. w/Off-Rd Crawl Ratio Trans

Gear Shift Lever
Figure 021DEF-1105

ITEM	PART NUMBER	QTY	LINE	SERIES	BODY	ENGINE	TRANS	TRIM	DESCRIPTION
1	06104392AA	4	J, T, U				DD7, DEF		SCREW AND WASHER, Hex Head, M8x1.25x40
2	05106041AB	1	J, T, U				DEF		SHIFTER, Transmission, Includes Knob and Boot
3	05291763AB	1	J, T, U				DD7, DEF		BRACKET, Gearshift
4	06105099AA	2	J, T, U						SCREW AND WASHER, Hex Head, M6X1.0X30.00
5	06105099AA	2	U, J, T						SCREW AND WASHER, Hex Head, M6X1.0X30.00
6	05062125AC	1	J, T, U				DEF		CABLE, Gear Selector
-7	68018106AA	4	J, T, U				DEF		CLIP, Retainer

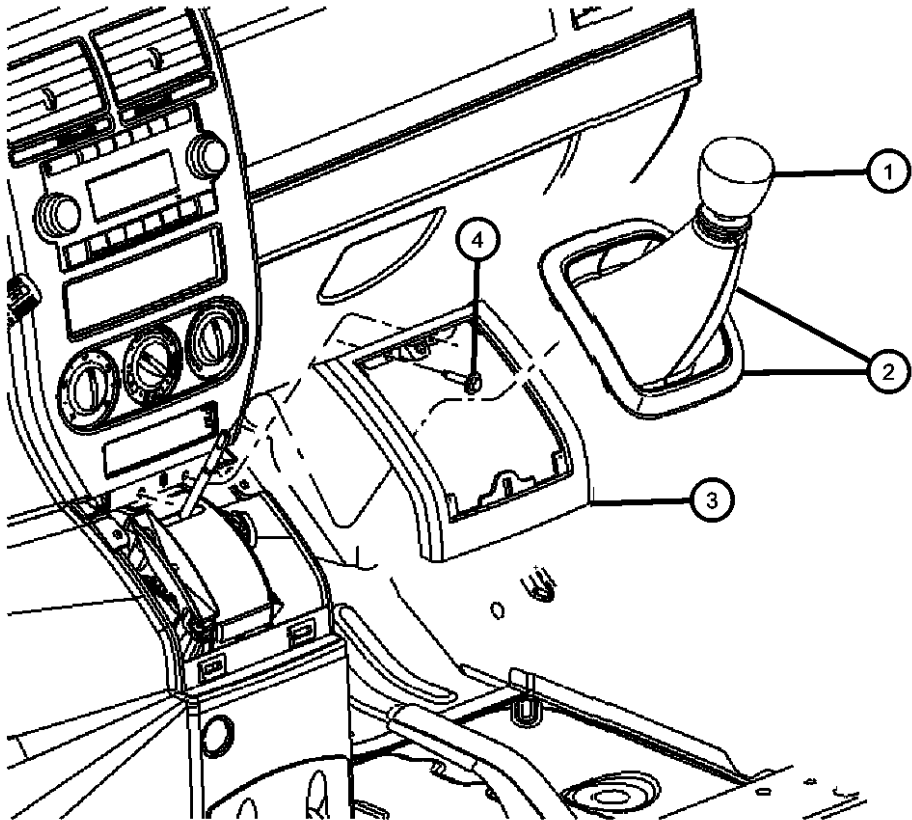


COMPASS/PATRIOT (MK)		BODY	ENGINE	TRANSMISSION
SERIES	LINE			
H = HIGHLINE	T = JEEP - 2WD	49 = HATCHBACK TYPE #2	ECE = 2.0L 4 Cyl DOHC DPF Diesel Engine	DEF = 6-Speed Manual Aisin BG6 Trans
L = LOWLINE	J = JEEP - 4WD	74 = SPORT UTILITY 4-DR	ED3 = 2.4L 4 Cyl DOHC 16V Dual VVT Engine	DD7 = 5-Speed Manual T355 Transmission
P = PREMIUM	U = JEEP - 4WD (RHD)	TYPE #4	ECD = 2.0L 4 Cyl DOHC Diesel 16V Engine	DAV = Continuously Variable Transaxle II
			ECN = 2.0L 4 Cyl DOHC 16V Dual VVT Engine	DAW = Cont.Var. w/Off-Rd Crawl Ratio Trans

AR = use ase required - = Non illustrated part

Gear Shift Boot, Knob and Bezel
Figure 021DEF-1110

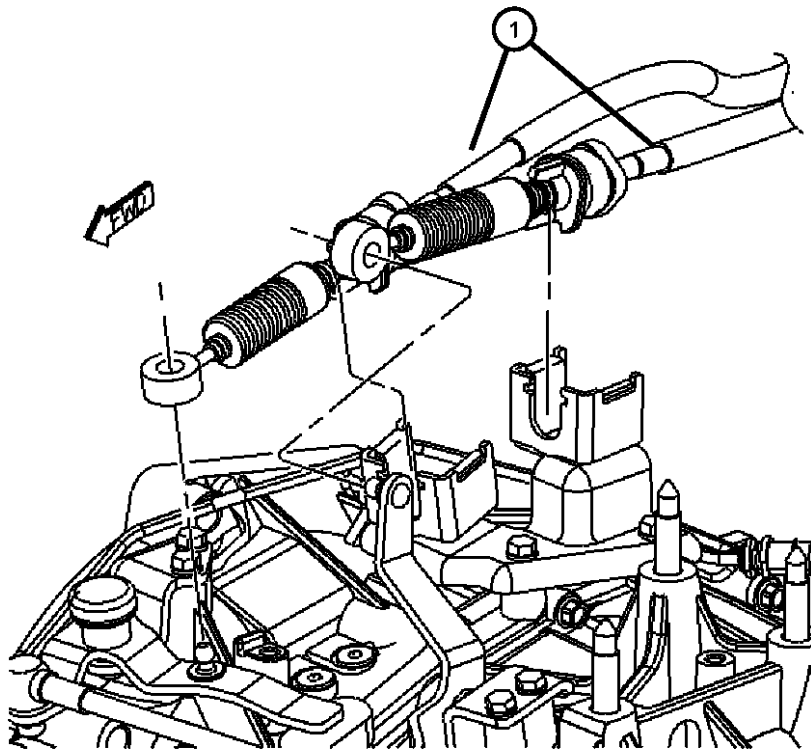
ITEM	PART NUMBER	QTY	LINE	SERIES	BODY	ENGINE	TRANS	TRIM	DESCRIPTION
1	05273462AB	1	J, T, U				DEF		KNOB, Gearshift
2	05105708AB	1	J, T, U				DEF		BOOT, Gearshift
3									BEZEL, Console Shifter
	0YZ99DSFAB	1	J, T, U						With [DA] Color Code
	0YZ99XZ2AB	1	J, T, U						With [DV] Color Code
4	06105099AA	2	J, T, U						SCREW AND WASHER, Hex Head, M6X1.0X30.00



COMPASS/PATRIOT (MK)		BODY	ENGINE	TRANSMISSION
SERIES	LINE			
H = HIGHLINE	T = JEEP - 2WD	49 = HATCHBACK TYPE #2	ECE = 2.0L 4 Cyl DOHC DPF Diesel Engine	DEF = 6-Speed Manual Aisin BG6 Trans
L = LOWLINE	J = JEEP - 4WD	74 = SPORT UTILITY 4-DR	ED3 = 2.4L 4 Cyl DOHC 16V Dual VVT Engine	DD7 = 5-Speed Manual T355 Transmission
P = PREMIUM	U = JEEP - 4WD (RHD)	TYPE #4	ECD = 2.0L 4 Cyl DOHC Diesel 16V Engine	DAV = Continuously Variable Transaxle II
			ECN = 2.0L 4 Cyl DOHC 16V Dual VVT Engine	DAW = Cont.Var. w/Off-Rd Crawl Ratio Trans

Gear Shift Cable And Bracket
Figure 021DEF-1115

ITEM	PART NUMBER	QTY	LINE	SERIES	BODY	ENGINE	TRANS	TRIM	DESCRIPTION
1	05062125AC	1	J, T, U				DEF		CABLE, Gear Selector
-2	68018106AA	4	J, T, U				DEF		CLIP, Retainer



COMPASS/PATRIOT (MK)		BODY	ENGINE	TRANSMISSION
SERIES	LINE			
H = HIGHLINE	T = JEEP - 2WD	49 = HATCHBACK TYPE #2	ECE = 2.0L 4 Cyl DOHC DPF Diesel Engine	DEF = 6-Speed Manual Aisin BG6 Trans
L = LOWLINE	J = JEEP - 4WD	74 = SPORT UTILITY 4-DR	ED3 = 2.4L 4 Cyl DOHC 16V Dual VVT Engine	DD7 = 5-Speed Manual T355 Transmission
P = PREMIUM	U = JEEP - 4WD (RHD)	TYPE #4	ECD = 2.0L 4 Cyl DOHC Diesel 16V Engine	DAV = Continuously Variable Transaxle II
			ECN = 2.0L 4 Cyl DOHC 16V Dual VVT Engine	DAW = Cont.Var. w/Off-Rd Crawl Ratio Trans

AR = use ase required - = Non illustrated part

Group - 021DAV

CVT2; Variable Speed; Automatic Transaxle

Group - 021DAV CVT2; Variable Speed; Automatic Transaxle

Illustration Title

Group-Fig. No.

Automatic Transmission / Transaxle and Torque Converter

Transmission / Transaxle Assembly Fig. 021DAV - 105

Transmission Serviceable Parts Fig. 021DAV - 150

Case, Extension, Oil Pan, and Indicator (Dipstick)

Oil Fill Tube And Related Parts Fig. 021DAV - 225

Sensors, Vents And Quick Connectors Fig. 021DAV - 240

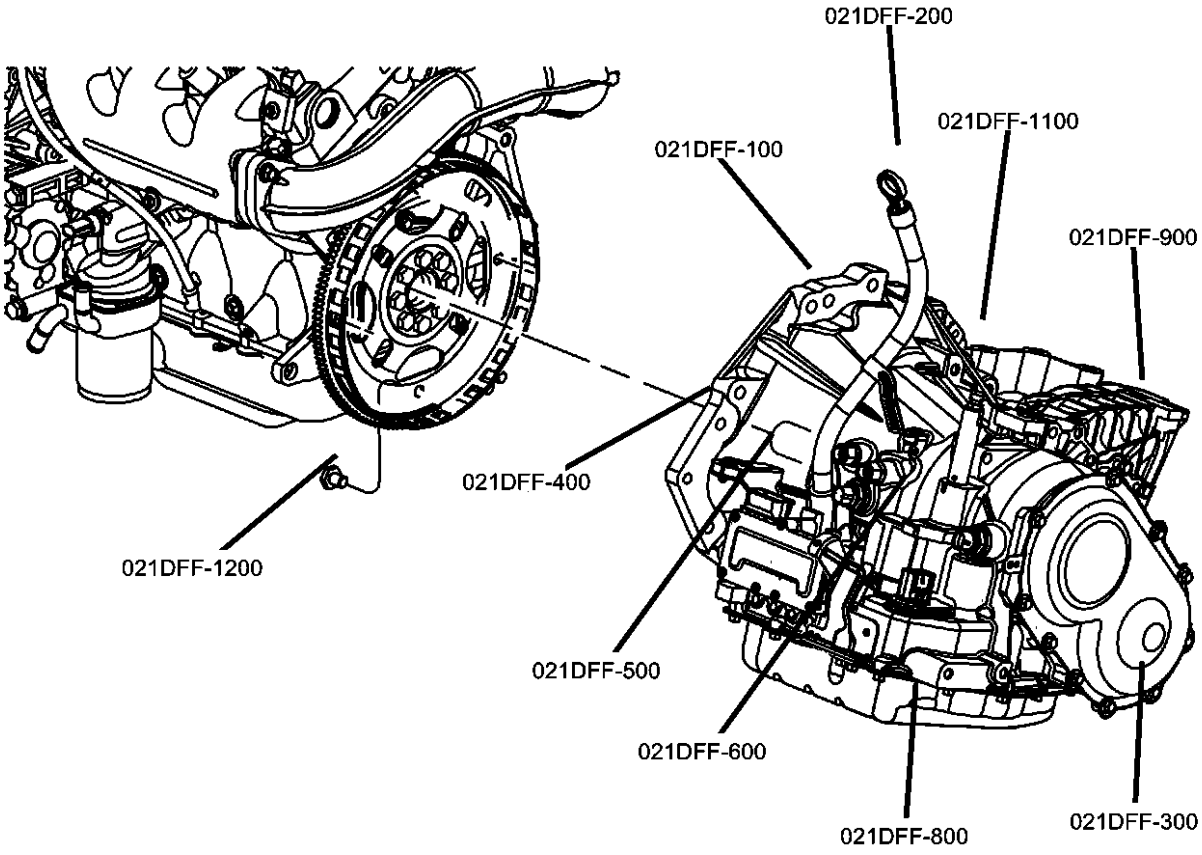
Gearshift Controls and Related Parts

Gearshift Controls Fig. 021DAV - 1105

Gearshift Lever, Cable and Bracket Fig. 021DAV - 1115

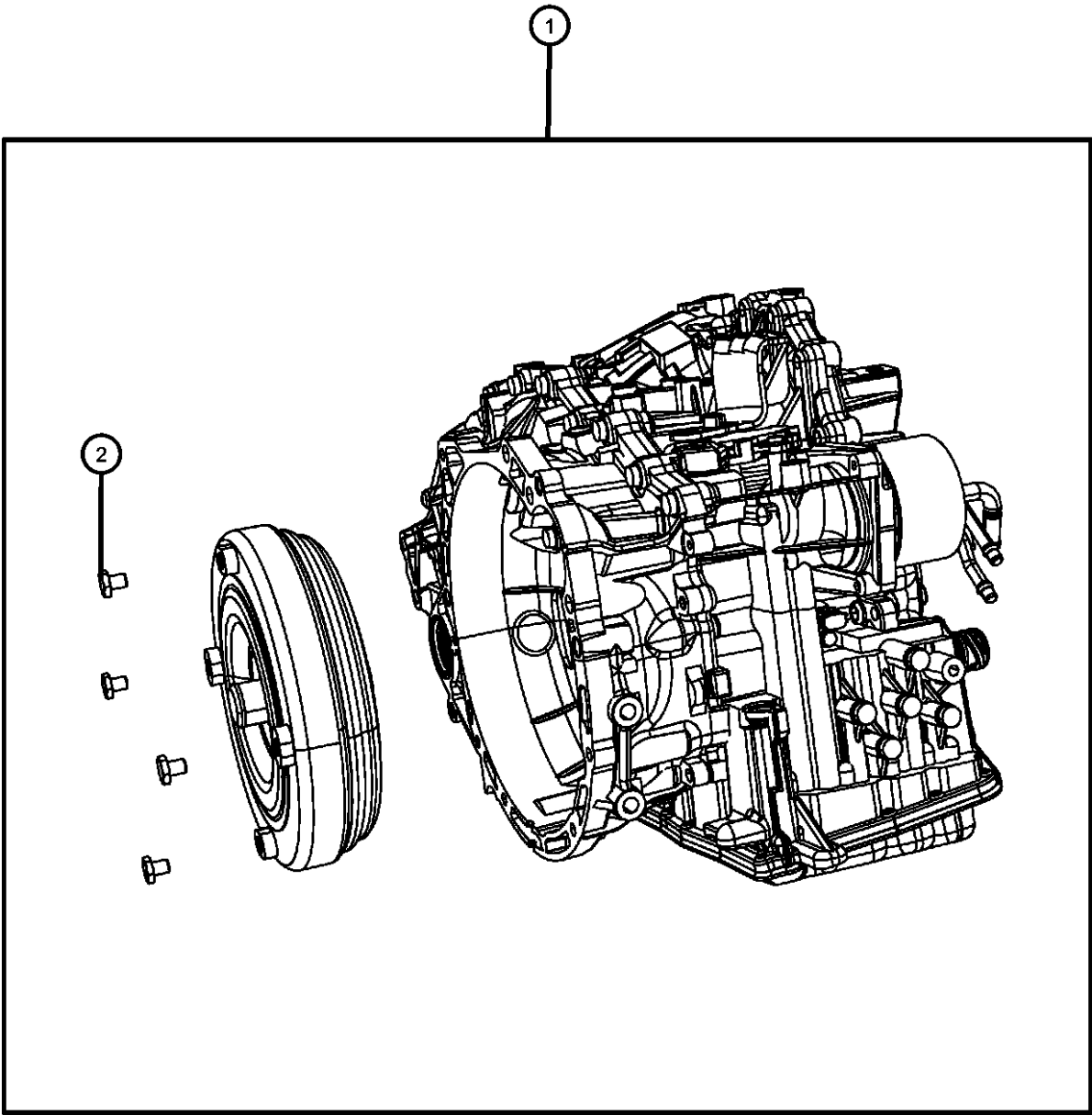
Mounting and Skid Plate

Mounting Bolts Fig. 021DAV - 1215



<div><div>021DAV-100</div><div>Automatic Transmission / Transaxle and Torque Converter</div><div></div></div>	<div><div>021DAV-1100</div><div>Gearshift Controls and Related Parts</div><div></div></div>	<div><div>021DAV-1200</div><div>Mounting and Skid Plate</div><div></div></div>	<div><div>021DAV-200</div><div>Case, Extension, Oil Pan, and Indicator (Dipstick)</div><div></div></div>
--	--	---	---

Transmission / Transaxle Assembly
Figure 021DAV-105

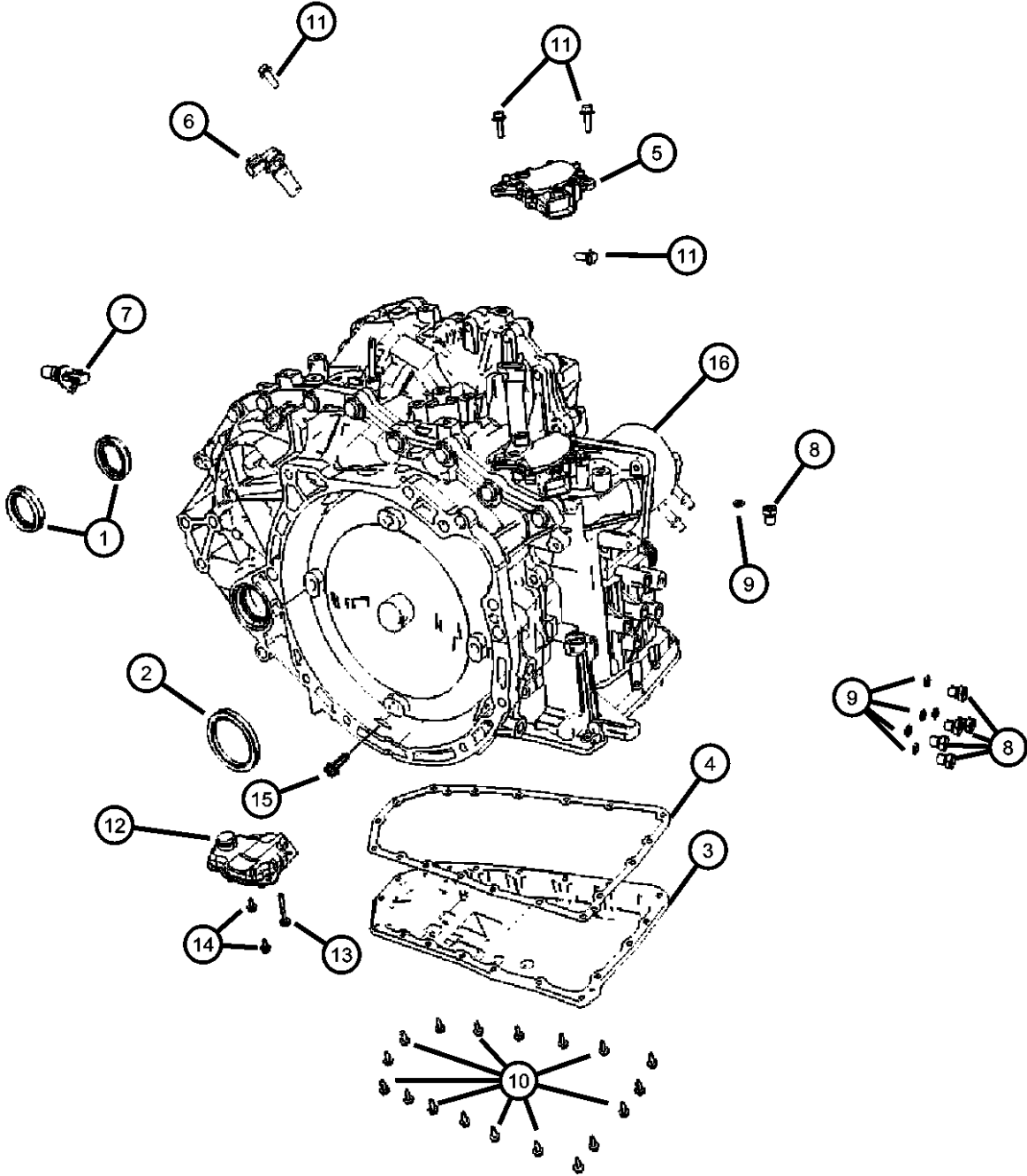


ITEM	PART NUMBER	QTY	LINE	SERIES	BODY	ENGINE	TRANS	TRIM	DESCRIPTION
------	-------------	-----	------	--------	------	--------	-------	------	-------------

Internal Parts And Some External Parts Are Not Serviced For This Transmission. Serviceable Parts Can Be Found In Illustration 150									
1									TRANSAXLE PACKAGE, WITH TORQUE CONVERTER
	68000676AE	1	J, T, U			ECN	DAV		
	68000750AC	1	T			ED3	DAV		
	68004937EA								Mopar CVT+4 Fluid Europe (1-Liter)
	68004942EA								Mopar CVT+4 Fluid Europe (4-Liters)
	05191184AA								Mopar CVT Fluid Quart
	05191185AA								Mopar CVT Fluid Gallon
	68000840AF	1	J, U			ED3	DAV		
	68004937EA								Mopar CVT+4 Fluid Europe (1-Liter)
	68004942EA								Mopar CVT+4 Fluid Europe (4-Liters)
	05191184AA								Mopar CVT Fluid Quart
	05191185AA								Mopar CVT Fluid Gallon
2	06508909AA	4	J, T, U				DAV, DAW		BOLT, Hex Head Lock, M10x1.25x11.00

COMPASS/PATRIOT (MK)		BODY	ENGINE	TRANSMISSION
SERIES	LINE			
H = HIGHLINE	T = JEEP - 2WD	49 = HATCHBACK TYPE #2	ECE = 2.0L 4 Cyl DOHC DPF Diesel Engine	DEF = 6-Speed Manual Aisin BG6 Trans
L = LOWLINE	J = JEEP - 4WD	74 = SPORT UTILITY 4-DR	ED3 = 2.4L 4 Cyl DOHC 16V Dual VVT Engine	DD7 = 5-Speed Manual T355 Transmission
P = PREMIUM	U = JEEP - 4WD (RHD)	TYPE #4	ECD = 2.0L 4 Cyl DOHC Diesel 16V Engine	DAV = Continuously Variable Transaxle II
			ECN = 2.0L 4 Cyl DOHC 16V Dual VVT Engine	DAW = Cont.Var. w/Off-Rd Crawl Ratio Trans

Transmission Serviceable Parts
Figure 021DAV-150



ITEM	PART NUMBER	QTY	LINE	SERIES	BODY	ENGINE	TRANS	TRIM	DESCRIPTION
------	-------------	-----	------	--------	------	--------	-------	------	-------------

Internal Parts And Some External Parts Are Not Serviced For This Transmission.

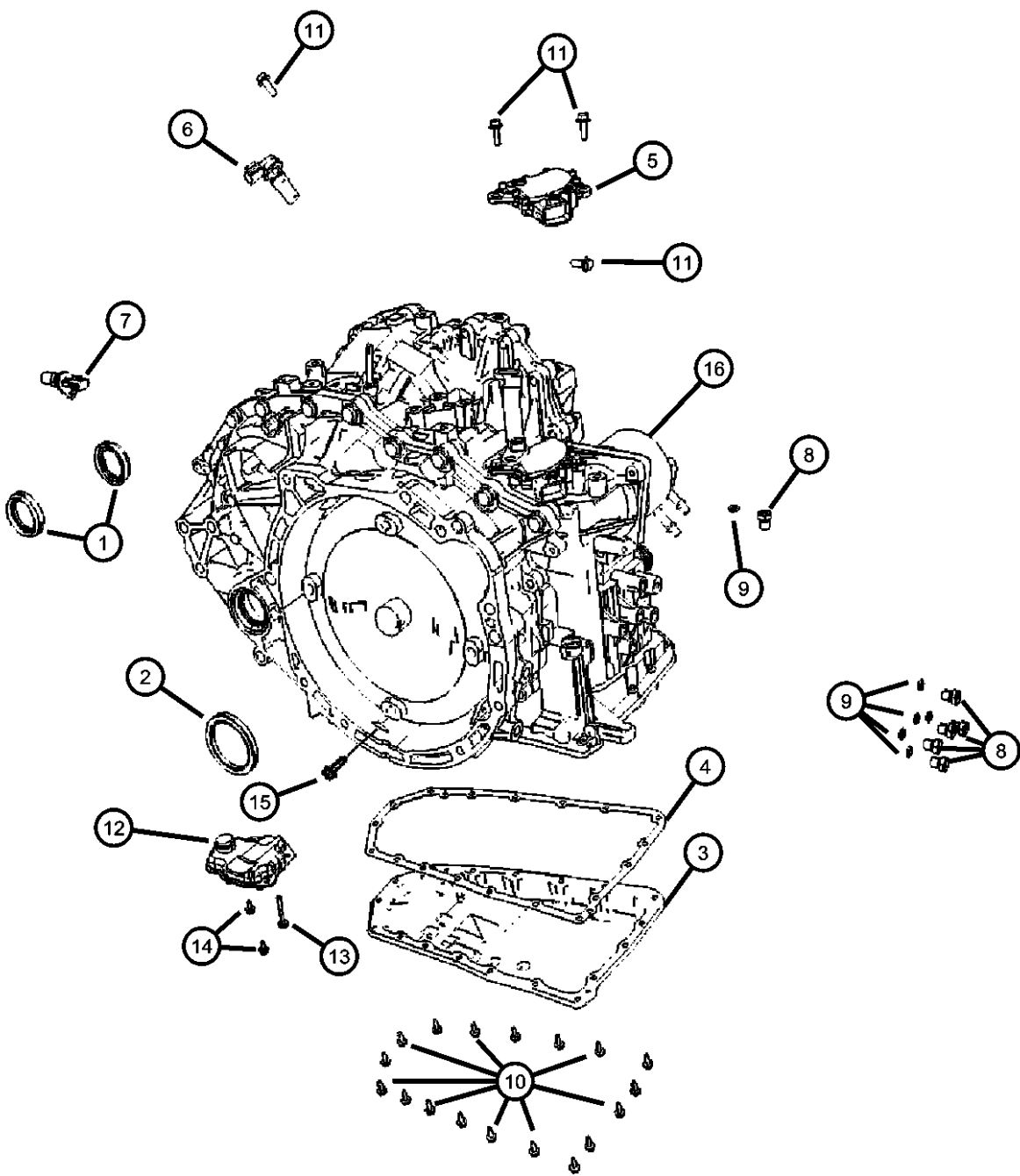
1	05189835AA	1	J, T, U			ECN	DAV		SEAL
		1	T			ED3	DAV		Halfshaft Seal
		1	J, U			ED3	DAV		Halfshaft Seal
2	05189836AA	1	J, T, U			ECN	DAV		SEAL, Torque Converter Hub
		1	T			ED3	DAV		Halfshaft Seal
		1	J, U			ED3	DAV		Halfshaft Seal
3	05189837AA	1	J, T, U			ECN	DAV		PAN, Transmission Oil
	68004937EA								Mopar CVT+4 Fluid Europe (4-Liters)
		1	T			ED3	DAV		Mopar CVT+4 Fluid Europe (4-Liters)
	68004937EA								Mopar CVT+4 Fluid Europe (4-Liters)
		1	J, U			ED3	DAV		Mopar CVT+4 Fluid Europe (4-Liters)
	68004937EA								Mopar CVT+4 Fluid Europe (4-Liters)
4	05189838AA	1	J, T, U			ECN	DAV		GASKET, Oil Pan
	68004937EA								Mopar CVT+4 Fluid Europe (4-Liters)
	05191185AA								Mopar CVT Fluid Gallon
	05191184AA								Mopar CVT Fluid Quart
		1	T			ED3	DAV		Mopar CVT+4 Fluid Europe (4-Liters)
	68004937EA								Mopar CVT Fluid Gallon
	05191185AA								Mopar CVT Fluid Quart
	05191184AA								Mopar CVT Fluid Quart
		1	J, U			ED3	DAV		Mopar CVT+4 Fluid Europe (4-Liters)
	68004937EA								Mopar CVT Fluid Gallon
	05191185AA								Mopar CVT Fluid Quart
	05191184AA								Mopar CVT Fluid Quart
5									SWITCH, Inhibitor, A/T NEUTRAL, SAFETY, BACK UP

COMPASS/PATRIOT (MK)		BODY		ENGINE		TRANSMISSION	
SERIES	LINE						
H = HIGHLINE	T = JEEP - 2WD	49 = HATCHBACK TYPE #2		ECE = 2.0L 4 Cyl DOHC DPF Diesel Engine		DEF = 6-Speed Manual Aisin BG6 Trans	
L = LOWLINE	J = JEEP - 4WD	74 = SPORT UTILITY 4-DR TYPE #4		ED3 = 2.4L 4 Cyl DOHC 16V Dual VVT Engine		DD7 = 5-Speed Manual T355 Transmission	
P = PREMIUM	U = JEEP - 4WD (RHD)			ECD = 2.0L 4 Cyl DOHC Diesel 16V Engine		DAV = Continuously Variable Transaxle II	
				ECN = 2.0L 4 Cyl DOHC 16V Dual VVT Engine		DAW = Cont.Var. w/Off-Rd Crawl Ratio Trans	

AR = use ase required - = Non illustrated part

2008 MK

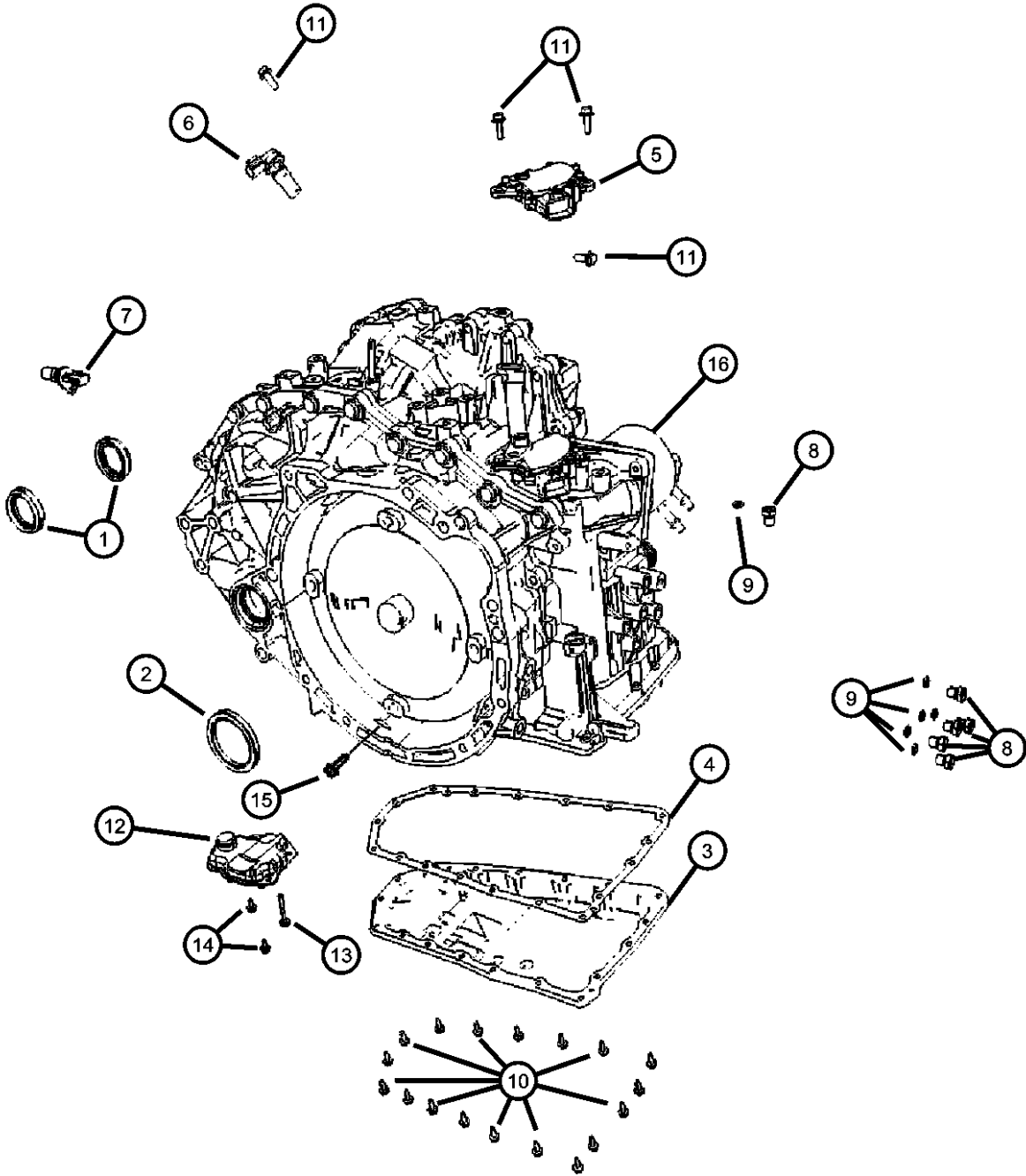
Transmission Serviceable Parts
Figure 021DAV-150



ITEM	PART NUMBER	QTY	LINE	SERIES	BODY	ENGINE	TRANS	TRIM	DESCRIPTION
6	05189839AA	1	J, T, U			ECN	DAV		SENSOR, Secondary revolution
		1	T			ED3	DAV		
		1	J, U			ED3	DAV		
7	05189840AA	1	J, T, U			ECN	DAV		SENSOR, Primary revolution
		1	T			ED3	DAV		
		1	J, U			ED3	DAV		
8	05189841AA	1	J, T, U			ECN	DAV		PLUG
		1	T			ED3	DAV		
		1	J, U			ED3	DAV		
9	05189842AA	1	J, T, U			ECN	DAV		Test Ports
		1	T			ED3	DAV		
		1	J, U			ED3	DAV		
10	05189843AA	1	J, T, U			ECN	DAV		O RING, Plug
		1	T			ED3	DAV		
		1	J, U			ED3	DAV		
11	05189844AA	1	J, T, U			ECN	DAV		Test Ports
		1	T			ED3	DAV		
		1	J, U			ED3	DAV		
12	05189845AA	1	J, T, U			ECN	DAV		BOLT, Oil Pan
		1	T			ED3	DAV		
		1	J, U			ED3	DAV		
13	05191890AA	1	T			ED3	DAV		BOLT, M6x1.0x20.00
		1	T			ED3	DAV		
		1	J, U			ED3	DAV		
14	68004937EA	1	T			ED3	DAV		FILTER, Transmission Oil
		1	T			ED3	DAV		
		1	J, U			ED3	DAV		
15	05191184AA	1	T			ED3	DAV		Mopar CVT+4 Fluid Europe (4-Liters)
		1	T			ED3	DAV		
		1	J, U			ED3	DAV		
16	05191185AA	1	T			ED3	DAV		Mopar CVT Fluid Quart
		1	T			ED3	DAV		
		1	J, U			ED3	DAV		

COMPASS/PATRIOT (MK)		BODY		ENGINE		TRANSMISSION	
SERIES	LINE						
H = HIGHLINE	T = JEEP - 2WD	49 = HATCHBACK TYPE #2		ECE = 2.0L 4 Cyl DOHC DPF Diesel Engine		DEF = 6-Speed Manual Aisin BG6 Trans	
L = LOWLINE	J = JEEP - 4WD	74 = SPORT UTILITY 4-DR TYPE #4		ED3 = 2.4L 4 Cyl DOHC 16V Dual VVT Engine		DD7 = 5-Speed Manual T355 Transmission	
P = PREMIUM	U = JEEP - 4WD (RHD)			ECD = 2.0L 4 Cyl DOHC Diesel 16V Engine		DAV = Continuously Variable Transaxle II	
				ECN = 2.0L 4 Cyl DOHC 16V Dual VVT Engine		DAW = Cont.Var. w/Off-Rd Crawl Ratio Trans	

Transmission Serviceable Parts
Figure 021DAV-150

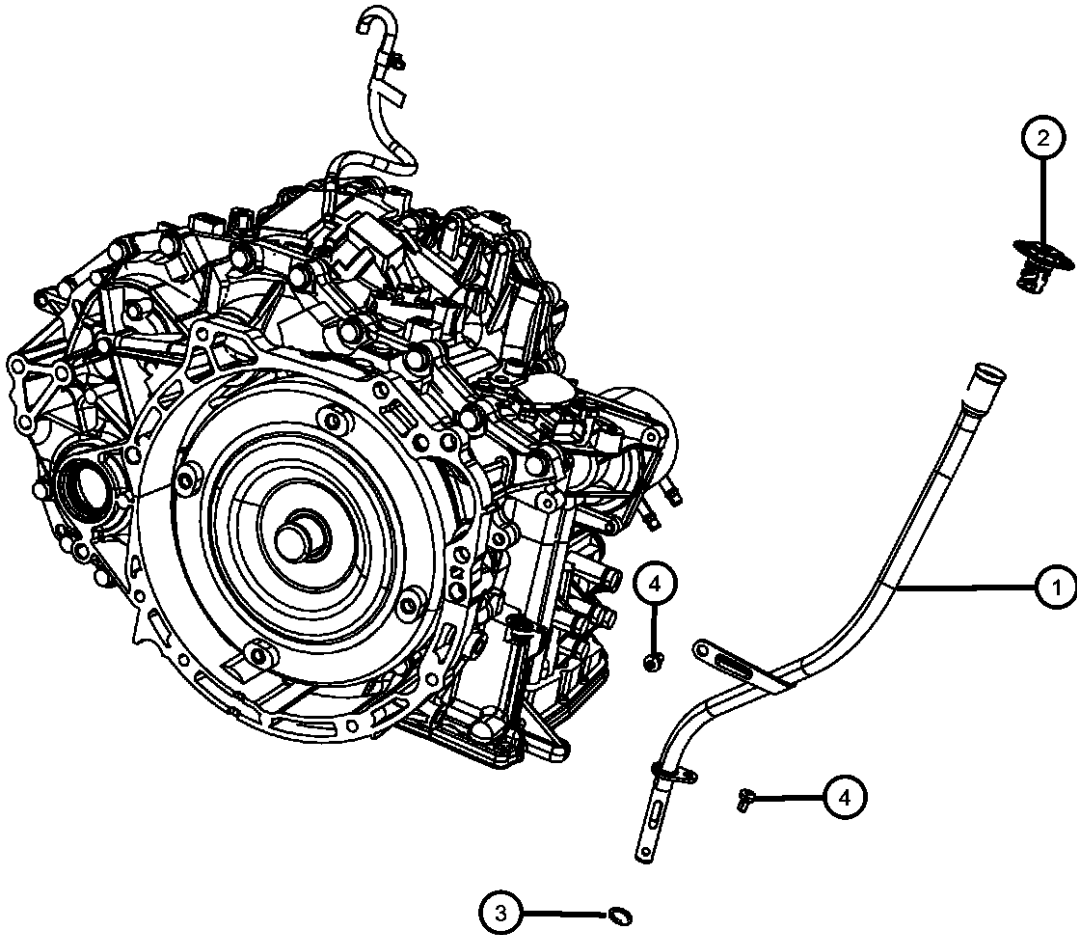


ITEM	PART NUMBER	QTY	LINE	SERIES	BODY	ENGINE	TRANS	TRIM	DESCRIPTION
	68004937EA	1	J, U			ED3	DAV		Mopar CVT+4 Fluid Europe (4-Liters)
	05191184AA								Mopar CVT Fluid Quart
	05191185AA								Mopar CVT Fluid Gallon
	68004937EA	1	J, T, U			ECN	DAV		Mopar CVT+4 Fluid Europe (4-Liters)
	05191184AA								Mopar CVT Fluid Quart
	05191185AA								Mopar CVT Fluid Gallon
13									BOLT, M6x1.0x44.00
	05191892AA	1	T			ED3	DAV		Oil Filter
		1	J, U			ED3	DAV		Oil Filter
		1	J, T, U			ECN	DAV		Oil Filter
14									BOLT, M6x1.0x12.00
	05191891AA	1	T			ED3	DAV		Oil Filter
		1	J, U			ED3	DAV		Oil Filter
		1	J, T, U			ECN	DAV		Oil Filter
15	06508909AA	4	J, T, U				DAV, DAW		BOLT, Hex Head Lock, M10x1.25x11.00, Flexplate To Torque Converter
16									COOLER, Transmission Oil
	68025160AA	1	J, T, U			ECN	DAV		
		1	T			ED3	DAV		
		1	J, U			ED3	DAV		

COMPASS/PATRIOT (MK)		BODY		ENGINE	TRANSMISSION
SERIES	LINE				
H = HIGHLINE	T = JEEP - 2WD	49 = HATCHBACK TYPE #2		ECE = 2.0L 4 Cyl DOHC DPF Diesel Engine	DEF = 6-Speed Manual Aisin BG6 Trans
L = LOWLINE	J = JEEP - 4WD	74 = SPORT UTILITY 4-DR TYPE #4		ED3 = 2.4L 4 Cyl DOHC 16V Dual VVT Engine	DD7 = 5-Speed Manual T355 Transmission
P = PREMIUM	U = JEEP - 4WD (RHD)			ECD = 2.0L 4 Cyl DOHC Diesel 16V Engine	DAV = Continuously Variable Transaxle II
				ECN = 2.0L 4 Cyl DOHC 16V Dual VVT Engine	DAW = Cont.Var. w/Off-Rd Crawl Ratio Trans

Oil Fill Tube And Related Parts
Figure 021DAV-225

ITEM	PART NUMBER	QTY	LINE	SERIES	BODY	ENGINE	TRANS	TRIM	DESCRIPTION
Internal Parts And Some External Parts Are Not Serviced For This Transmission. Serviceable Parts Can Be Found In Illustration 150									
1	05273372AE	1	J, T, U				DAV, DAW		TUBE, Transmission Oil Filler
2	05105718AC	1	J, T, U				DAV, DAW		CAP, Oil Filler
3	06030608	1	J, T, U				DAV, DAW		SEAL, Oil Filler Tube
4	06104141AA	2	J, T, U				DAV, DAW		SCREW



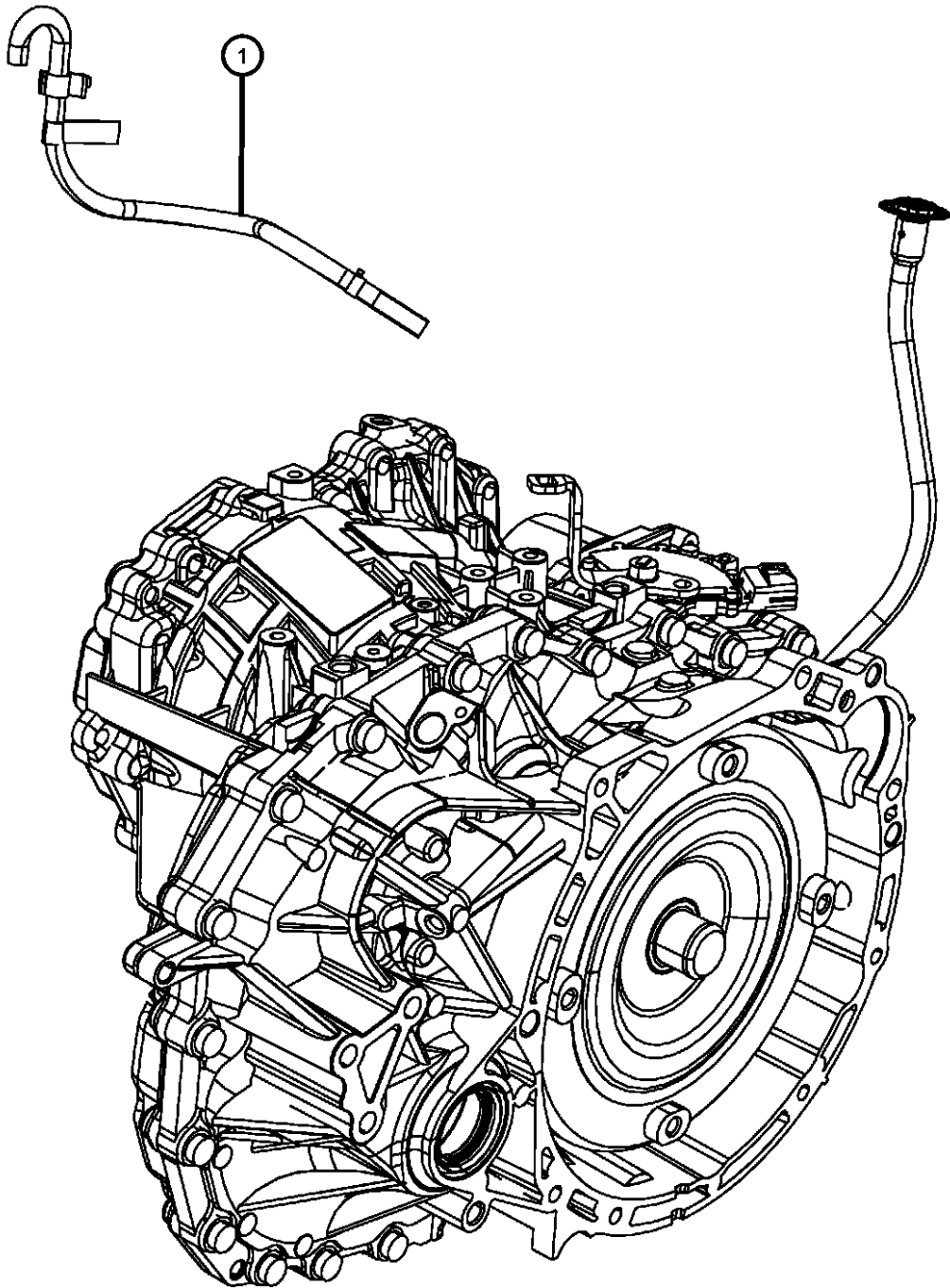
COMPASS/PATRIOT (MK)		BODY	ENGINE	TRANSMISSION
SERIES	LINE			
H = HIGHLINE	T = JEEP - 2WD	49 = HATCHBACK TYPE #2	ECE = 2.0L 4 Cyl DOHC DPF Diesel Engine	DEF = 6-Speed Manual Aisin BG6 Trans
L = LOWLINE	J = JEEP - 4WD	74 = SPORT UTILITY 4-DR	ED3 = 2.4L 4 Cyl DOHC 16V Dual VVT Engine	DD7 = 5-Speed Manual T355 Transmission
P = PREMIUM	U = JEEP - 4WD (RHD)	TYPE #4	ECD = 2.0L 4 Cyl DOHC Diesel 16V Engine	DAV = Continuously Variable Transaxle II
			ECN = 2.0L 4 Cyl DOHC 16V Dual VVT Engine	DAW = Cont.Var. w/Off-Rd Crawl Ratio Trans

Sensors, Vents And Quick Connectors
Figure 021DAV-240

ITEM	PART NUMBER	QTY	LINE	SERIES	BODY	ENGINE	TRANS	TRIM	DESCRIPTION
------	-------------	-----	------	--------	------	--------	-------	------	-------------

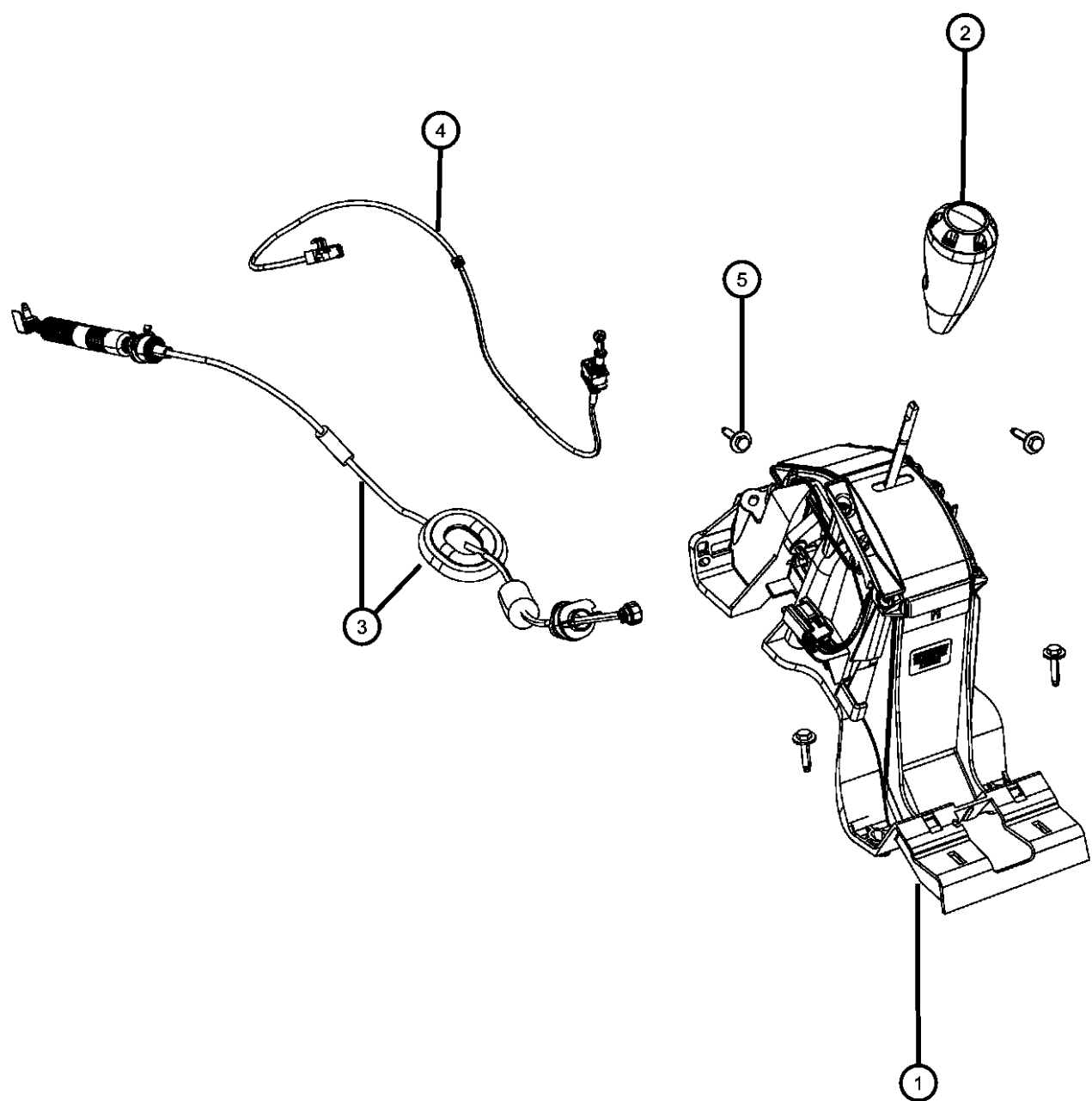
Internal Parts And Some External Parts Are Not Serviced For This Transmission. Serviceable Parts Can Be Found In Illustration 150

1	05273459AA	1	J, T, U				DAV, DAW		VENT, Transmission
---	------------	---	---------	--	--	--	----------	--	--------------------



COMPASS/PATRIOT (MK)		BODY	ENGINE	TRANSMISSION
SERIES	LINE			
H = HIGHLINE	T = JEEP - 2WD	49 = HATCHBACK TYPE #2	ECE = 2.0L 4 Cyl DOHC DPF Diesel Engine	DEF = 6-Speed Manual Aisin BG6 Trans
L = LOWLINE	J = JEEP - 4WD	74 = SPORT UTILITY 4-DR	ED3 = 2.4L 4 Cyl DOHC 16V Dual VVT Engine	DD7 = 5-Speed Manual T355 Transmission
P = PREMIUM	U = JEEP - 4WD (RHD)	TYPE #4	ECD = 2.0L 4 Cyl DOHC Diesel 16V Engine	DAV = Continuously Variable Transaxle II
			ECN = 2.0L 4 Cyl DOHC 16V Dual VVT Engine	DAW = Cont.Var. w/Off-Rd Crawl Ratio Trans

Gearshift Controls
Figure 021DAV-1105

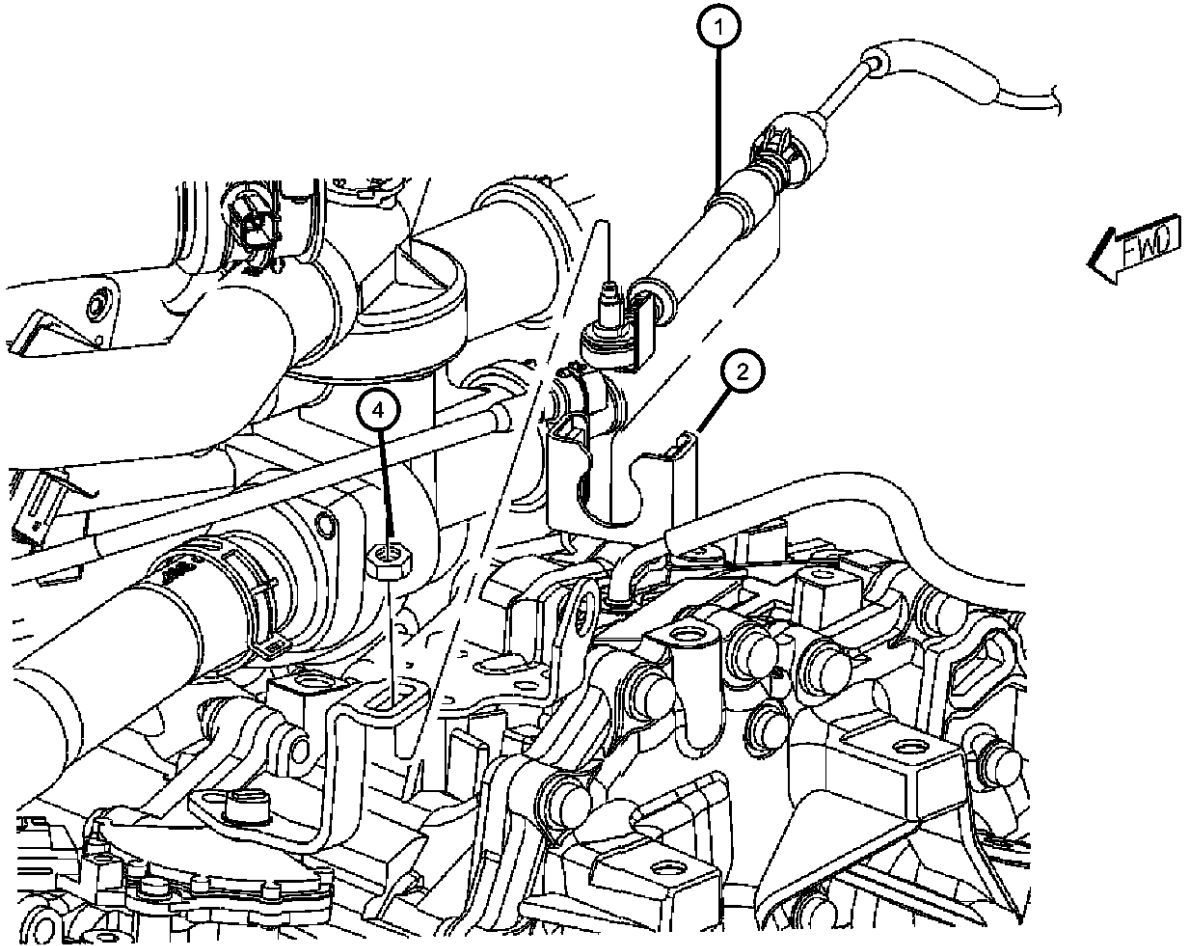


ITEM	PART NUMBER	QTY	LINE	SERIES	BODY	ENGINE	TRANS	TRIM	DESCRIPTION
1	68021374AA	1	J, T, U				DAV, DAW		SHIFTER, Transmission With [DHD]
	68021388AA	1	J, T, U				DAV, DAW		Without [DHD]
2	05273370AB	1	J, T, U				DAV, DAW		KNOB, Gearshift
3	68024433AA	1	J, T, U				DAV, DAW		CABLE, Gear Selector
4									CABLE, Ignition Interlock
	05273294AE	1	J, T				DAV, DAW		
	05273375AE	1	U				DAV, DAW		
5	06105099AA	4	J, T, U						SCREW AND WASHER, Hex Head, M6X1.0X30.00

COMPASS/PATRIOT (MK)		BODY	ENGINE	TRANSMISSION
SERIES	LINE			
H = HIGHLINE	T = JEEP - 2WD	49 = HATCHBACK TYPE #2	ECE = 2.0L 4 Cyl DOHC DPF Diesel Engine	DEF = 6-Speed Manual Aisin BG6 Trans
L = LOWLINE	J = JEEP - 4WD	74 = SPORT UTILITY 4-DR TYPE #4	ED3 = 2.4L 4 Cyl DOHC 16V Dual VVT Engine	DD7 = 5-Speed Manual T355 Transmission
P = PREMIUM	U = JEEP - 4WD (RHD)		ECD = 2.0L 4 Cyl DOHC Diesel 16V Engine	DAV = Continuously Variable Transaxle II
			ECN = 2.0L 4 Cyl DOHC 16V Dual VVT Engine	DAW = Cont.Var. w/Off-Rd Crawl Ratio Trans

Gearshift Lever, Cable and Bracket
Figure 021DAV-1115

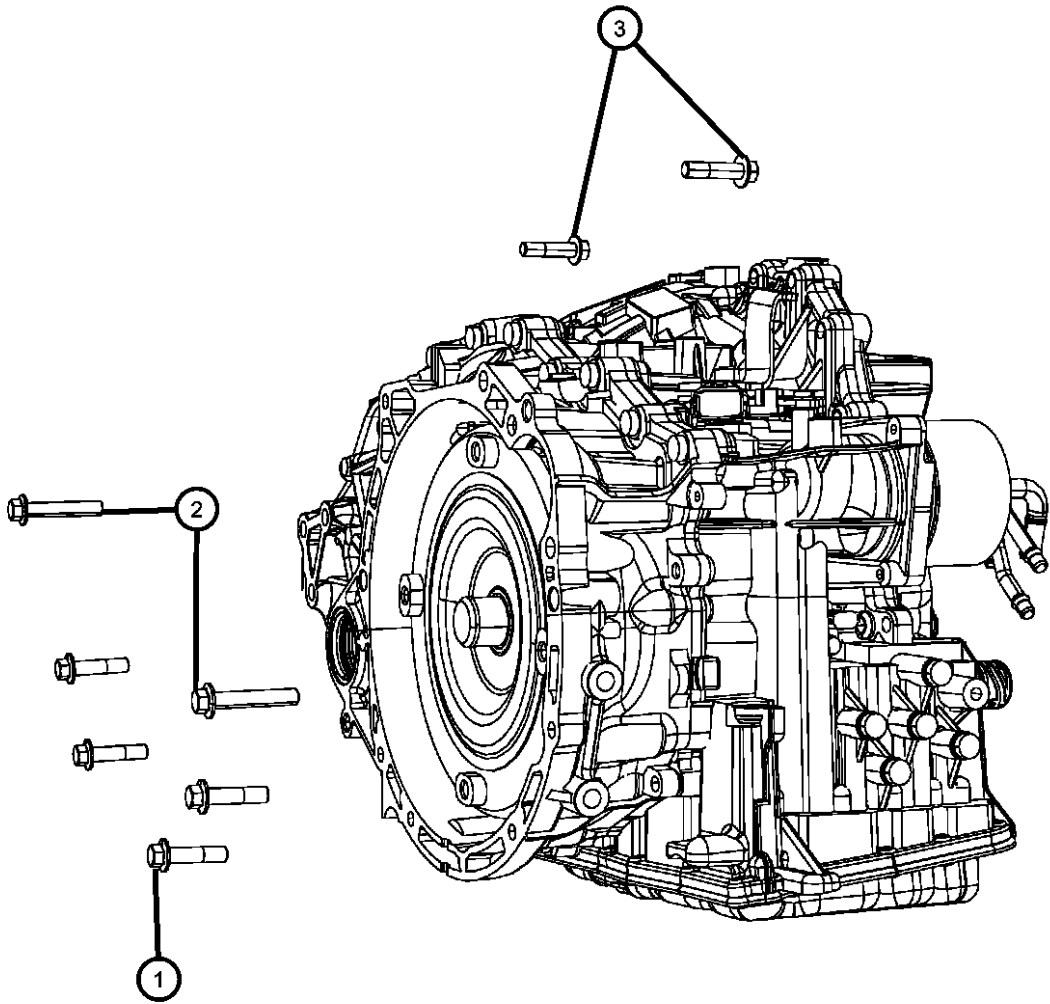
ITEM	PART NUMBER	QTY	LINE	SERIES	BODY	ENGINE	TRANS	TRIM	DESCRIPTION
1	68024433AA	1	J, T, U				DAV, DAW		CABLE, Gear Selector
2	68024363AA	1	J, T, U				DAV, DAW		BRACKET, Shift Cable
-3	06104197AA	2	J, T, U				DAV, DAW		BOLT, Hex Flange Head, M8X1.25X25.00, For The Cable Bracket
4	06101809	1	J, T, U				DAV, DAW		NUT AND WASHER, Hex, M8x1.25



COMPASS/PATRIOT (MK)		BODY	ENGINE	TRANSMISSION
SERIES	LINE			
H = HIGHLINE	T = JEEP - 2WD	49 = HATCHBACK TYPE #2	ECE = 2.0L 4 Cyl DOHC DPF Diesel Engine	DEF = 6-Speed Manual Aisin BG6 Trans
L = LOWLINE	J = JEEP - 4WD	74 = SPORT UTILITY 4-DR	ED3 = 2.4L 4 Cyl DOHC 16V Dual VVT Engine	DD7 = 5-Speed Manual T355 Transmission
P = PREMIUM	U = JEEP - 4WD (RHD)	TYPE #4	ECD = 2.0L 4 Cyl DOHC Diesel 16V Engine	DAV = Continuously Variable Transaxle II
			ECN = 2.0L 4 Cyl DOHC 16V Dual VVT Engine	DAW = Cont.Var. w/Off-Rd Crawl Ratio Trans

Mounting Bolts
Figure 021DAV-1215

ITEM	PART NUMBER	QTY	LINE	SERIES	BODY	ENGINE	TRANS	TRIM	DESCRIPTION
1	06509154AA	4	J, T, U				DAV, DAW		BOLT, Hex Flange Head, M10x1.25x40.00
2	06508881AA	2	J, T, U				DAV, DAW		BOLT, Hex Flange Head, M10x1.25x55.00
3	06509154AA	2	J, T, U				DAV, DAW		BOLT, Hex Flange Head, M10x1.25x40.00



COMPASS/PATRIOT (MK)				
SERIES	LINE	BODY	ENGINE	TRANSMISSION
H = HIGHLINE	T = JEEP - 2WD	49 = HATCHBACK TYPE #2	ECE = 2.0L 4 Cyl DOHC DPF Diesel Engine	DEF = 6-Speed Manual Aisin BG6 Trans
L = LOWLINE	J = JEEP - 4WD	74 = SPORT UTILITY 4-DR	ED3 = 2.4L 4 Cyl DOHC 16V Dual VVT Engine	DD7 = 5-Speed Manual T355 Transmission
P = PREMIUM	U = JEEP - 4WD (RHD)	TYPE #4	ECD = 2.0L 4 Cyl DOHC Diesel 16V Engine	DAV = Continuously Variable Transaxle II
			ECN = 2.0L 4 Cyl DOHC 16V Dual VVT Engine	DAW = Cont.Var. w/Off-Rd Crawl Ratio Trans

Group - 021DAW

CVT3; Variable Speed; Automatic Transaxle

Group - 021DAW CVT3; Variable Speed; Automatic Transaxle

Illustration Title

Group-Fig. No.

Automatic Transmission / Transaxle and Torque Converter

Transmission / Transaxle Assembly	Fig. 021DAW - 105
Transmission Serviceable Parts	Fig. 021DAW - 150

Case, Extension, Oil Pan, and Indicator (Dipstick)

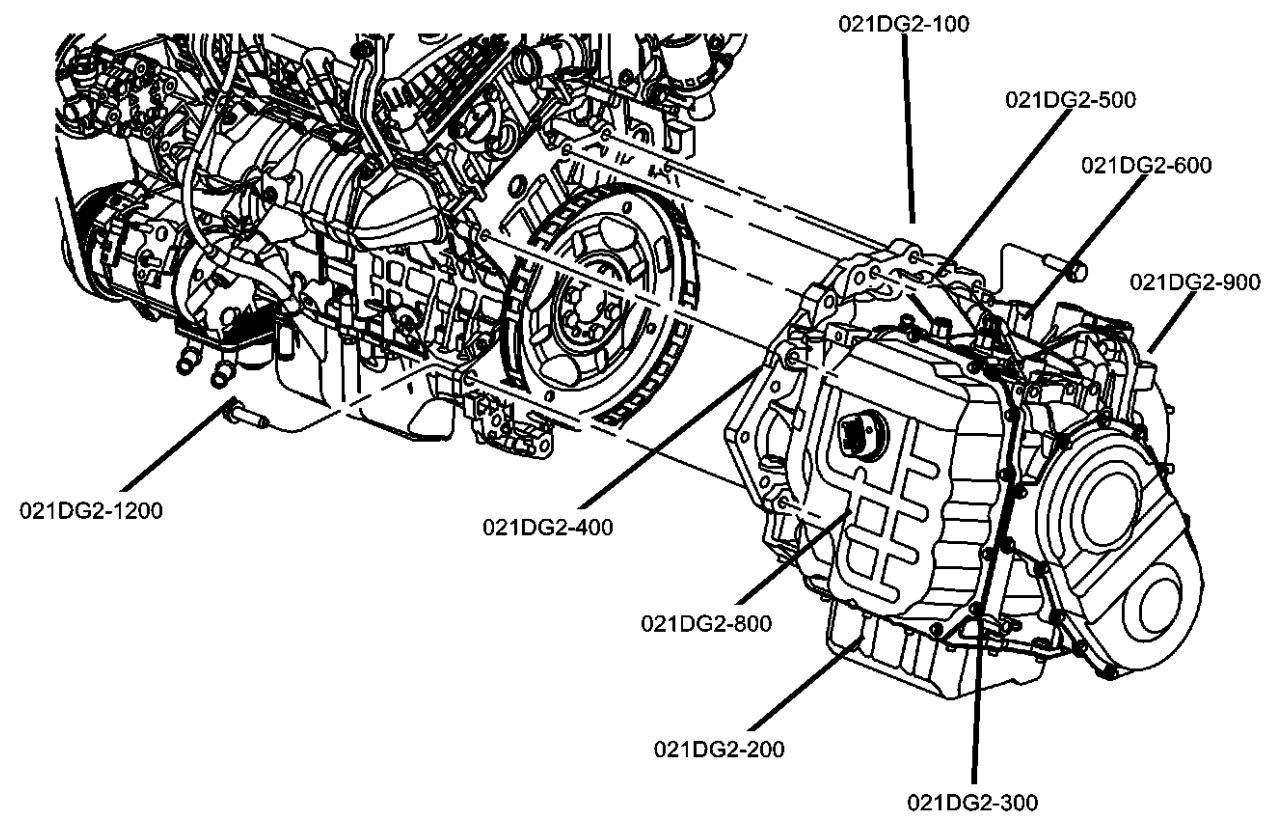
Oil Fill Tube And Related Parts	Fig. 021DAW - 225
Sensors, Vents And Quick Connectors	Fig. 021DAW - 240

Gearshift Controls and Related Parts

Gearshift Controls	Fig. 021DAW - 1105
Gearshift Lever, Cable and Bracket	Fig. 021DAW - 1115

Mounting and Skid Plate

Mounting Bolts	Fig. 021DAW - 1215
----------------------	--------------------

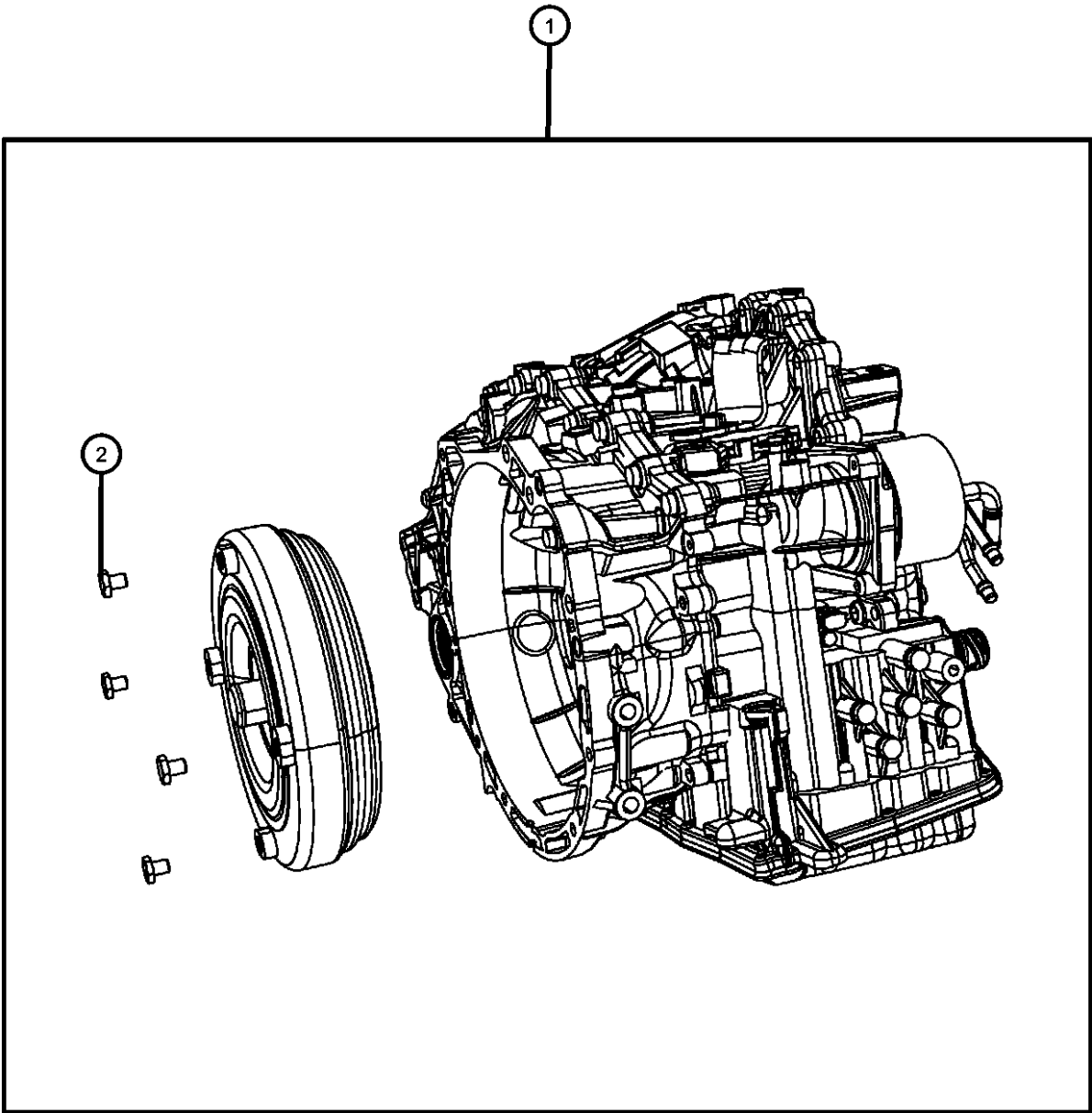


021DAW-100 Automatic Transmission / Transaxle and Torque Converter	021DAW-1100 Gearshift Controls and Related Parts	021DAW-1200 Mounting and Skid Plate	021DAW-200 Case, Extension, Oil Pan, and Indicator (Dipstick)

Transmission / Transaxle Assembly
Figure 021DAW-105

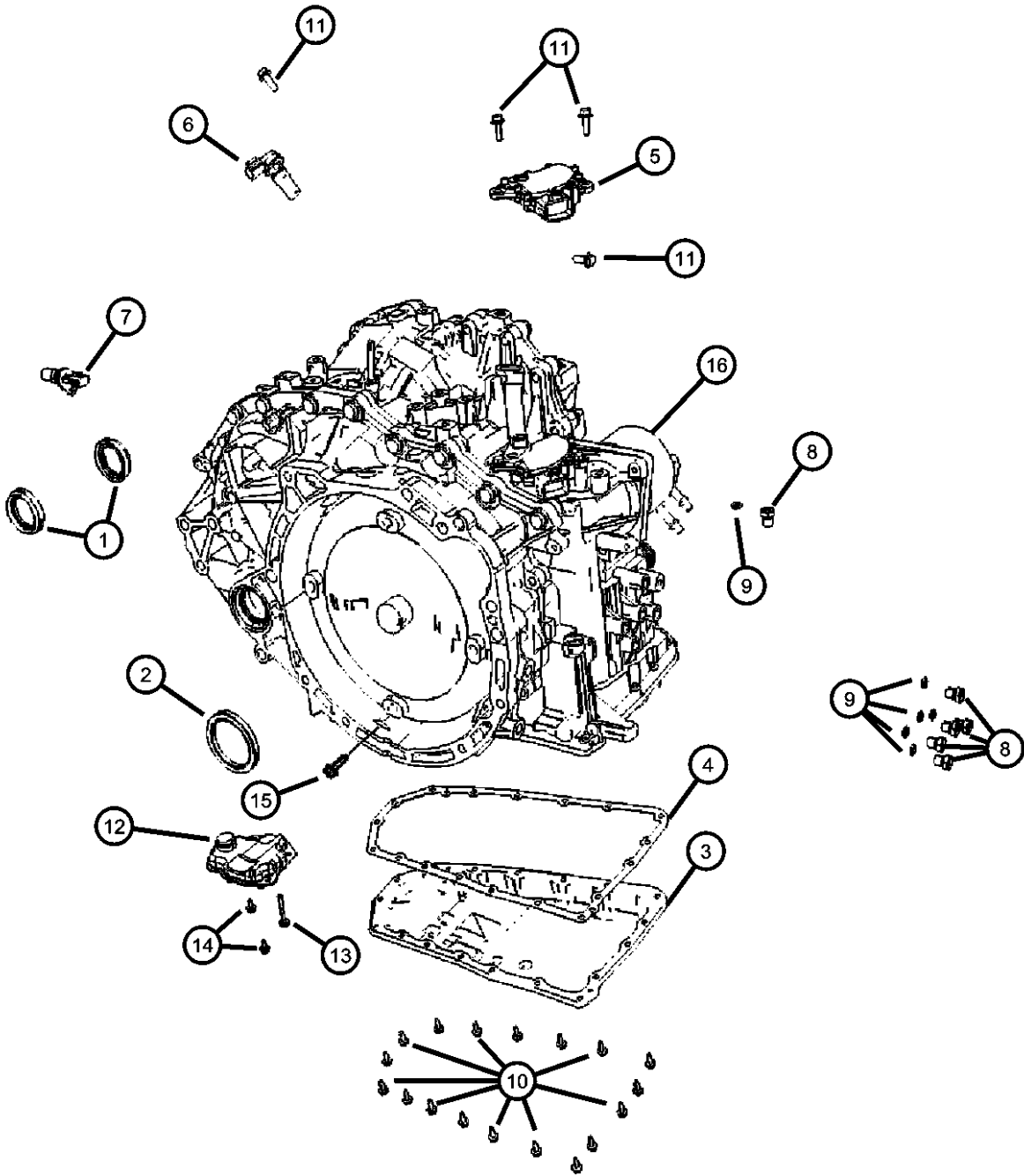
ITEM	PART NUMBER	QTY	LINE	SERIES	BODY	ENGINE	TRANS	TRIM	DESCRIPTION
------	-------------	-----	------	--------	------	--------	-------	------	-------------

Internal Parts And Some External Parts Are Not Serviced For This Transmission. Serviceable Parts Can Be Found In Illustration 150									
1	68010997AA	1	J, T, U			ED3	DAW		TRANSAXLE PACKAGE, WITH TORQUE CONVERTER
2	06508909AA	4	J, T, U				DAV, DAW		BOLT, Hex Head Lock, M10x1.25x11.00



COMPASS/PATRIOT (MK)		BODY	ENGINE	TRANSMISSION
SERIES	LINE			
H = HIGHLINE	T = JEEP - 2WD	49 = HATCHBACK TYPE #2	ECE = 2.0L 4 Cyl DOHC DPF Diesel Engine	DEF = 6-Speed Manual Aisin BG6 Trans
L = LOWLINE	J = JEEP - 4WD	74 = SPORT UTILITY 4-DR	ED3 = 2.4L 4 Cyl DOHC 16V Dual VVT Engine	DD7 = 5-Speed Manual T355 Transmission
P = PREMIUM	U = JEEP - 4WD (RHD)	TYPE #4	ECD = 2.0L 4 Cyl DOHC Diesel 16V Engine	DAV = Continuously Variable Transaxle II
			ECN = 2.0L 4 Cyl DOHC 16V Dual VVT Engine	DAW = Cont.Var. w/Off-Rd Crawl Ratio Trans

Transmission Serviceable Parts
Figure 021DAW-150

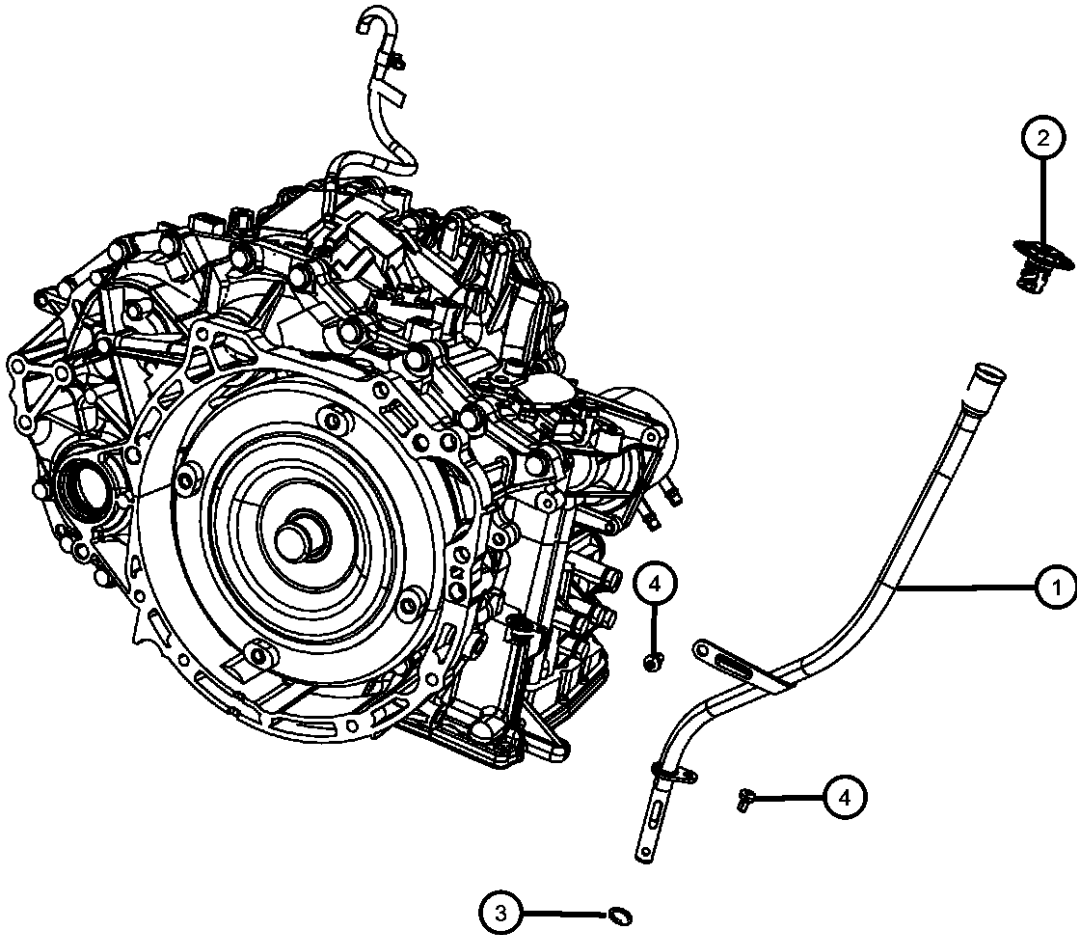


ITEM	PART NUMBER	QTY	LINE	SERIES	BODY	ENGINE	TRANS	TRIM	DESCRIPTION
Internal Parts And Some External Parts Are Not Serviced For This Transmission.									
1	05189835AA	1	J, U			ED3	DAV		SEAL, Halfshaft Seal
2	05189836AA	1	J, T, U			ED3	DAW		SEAL, Torque Converter Hub
3	05189837AA 68004937EA	1	J, T, U			ED3	DAW		PAN, Transmission Oil Mopar CVT+4 Fluid Europe (4-Liters)
4	05189838AA 68004937EA 05191185AA 05191184AA	1	J, T, U			ED3	DAW		GASKET, Oil Pan Mopar CVT+4 Fluid Europe (4-Liters) Mopar CVT Fluid Gallon Mopar CVT Fluid Quart
5	05189839AA	1	J, T, U			ED3	DAW		SWITCH, Inhibitor, A/T NEUTRAL, SAFETY, BACK UP
6	05189840AA	1	J, T, U			ED3	DAW		SENSOR, Secondary revolution
7	05189841AA	1	J, T, U			ED3	DAW		SENSOR, Primary revolution
8	05189842AA	1	J, U			ED3	DAV		PLUG, Test Ports
9	05189843AA	6	J, T, U			ED3	DAW		O RING, Plug, Test Ports
10	05189844AA	1	J, T, U			ED3	DAW		BOLT, Oil Pan
11	05189845AA	1	J, T, U			ED3	DAW		BOLT, M6x1.0x20.00
12	05191890AA 68004937EA 05191184AA 05191185AA	1	J, T, U			ED3	DAW		FILTER, Transmission Oil Mopar CVT+4 Fluid Europe (4-Liters) Mopar CVT Fluid Quart Mopar CVT Fluid Gallon
13	05191892AA	1	J, T, U			ED3	DAW		BOLT, M6x1.0x44.00, Oil Filter
14	05191891AA	1	J, T, U			ED3	DAW		BOLT, M6x1.0x12.00, Oil Filter
15	06508909AA	4	J, T, U				DAV, DAW		BOLT, Hex Head Lock, M10x1.25x11.00, Flexplate To Torque Converter
16	68025160AA	1	J, T, U			ED3	DAW		COOLER, Transmission Oil, Includes O-ring

COMPASS/PATRIOT (MK)		BODY		ENGINE		TRANSMISSION	
SERIES	LINE						
H = HIGHLINE	T = JEEP - 2WD	49 = HATCHBACK TYPE #2	ECE = 2.0L 4 Cyl DOHC DPF	DEF = 6-Speed Manual Aisin BG6			
L = LOWLINE	J = JEEP - 4WD	74 = SPORT UTILITY 4-DR	Diesel Engine	Trans			
P = PREMIUM	U = JEEP - 4WD (RHD)	TYPE #4	ED3 = 2.4L 4 Cyl DOHC 16V	DD7 = 5-Speed Manual T355			
			Dual VVT Engine	Transmission			
			ECD = 2.0L 4 Cyl DOHC	DAV = Continuously Variable			
			Diesel 16V Engine	Transaxle II			
			ECN = 2.0L 4 Cyl DOHC 16V	DAW = Cont.Var. w/Off-Rd Crawl			
			Dual VVT Engine	Ratio Trans			

Oil Fill Tube And Related Parts
Figure 021DAW-225

ITEM	PART NUMBER	QTY	LINE	SERIES	BODY	ENGINE	TRANS	TRIM	DESCRIPTION
Internal Parts And Some External Parts Are Not Serviced For This Transmission. Serviceable Parts Can Be Found In Illustration 150									
1	05273372AE	1	J, T, U				DAV, DAW		TUBE, Transmission Oil Filler
2	05105718AC	1	J, T, U				DAV, DAW		CAP, Oil Filler
3	06030608	1	J, T, U				DAV, DAW		SEAL, Oil Filler Tube
4	06104141AA	2	J, T, U				DAV, DAW		SCREW



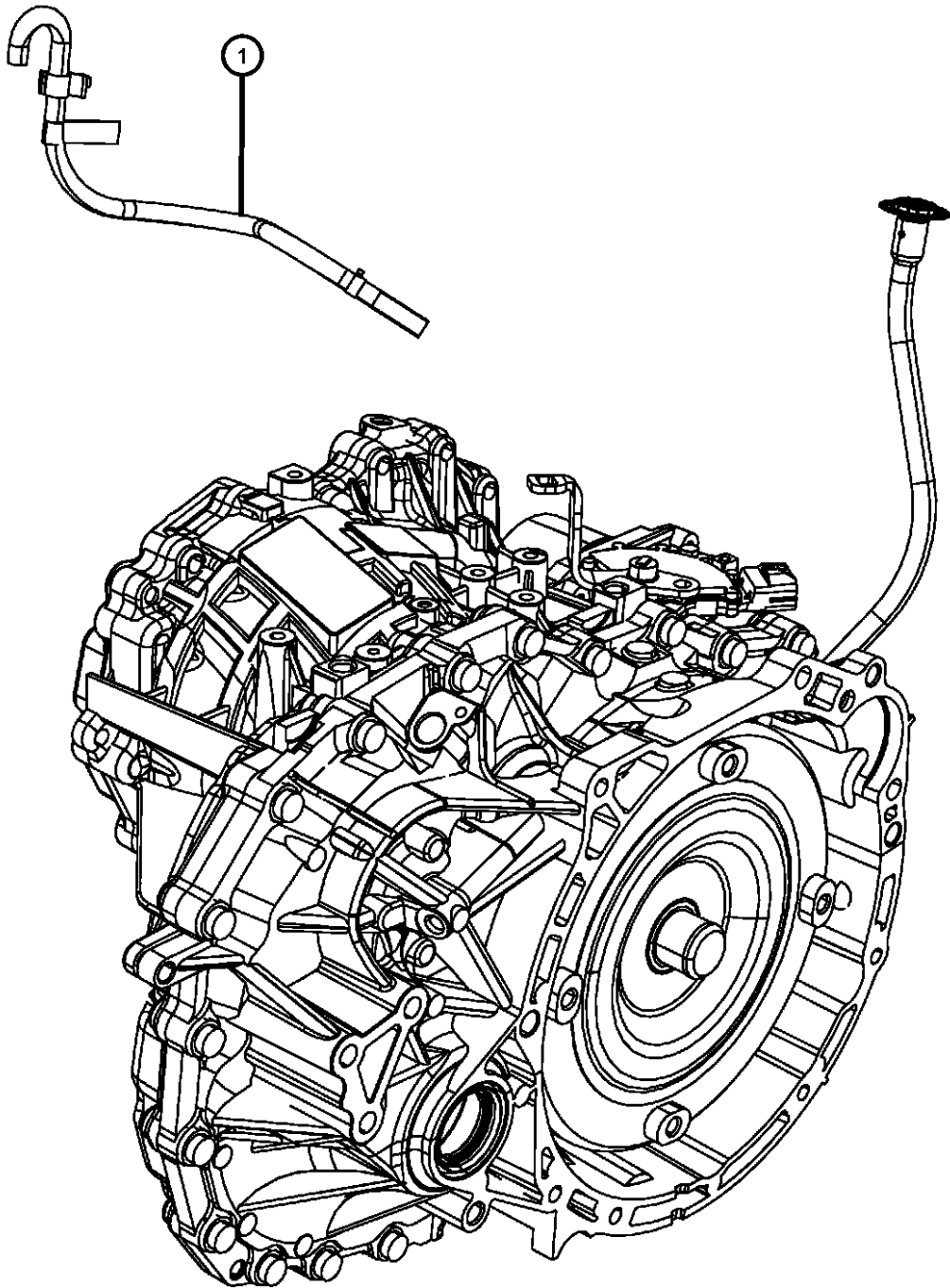
COMPASS/PATRIOT (MK)		BODY	ENGINE	TRANSMISSION
SERIES	LINE			
H = HIGHLINE	T = JEEP - 2WD	49 = HATCHBACK TYPE #2	ECE = 2.0L 4 Cyl DOHC DPF Diesel Engine	DEF = 6-Speed Manual Aisin BG6 Trans
L = LOWLINE	J = JEEP - 4WD	74 = SPORT UTILITY 4-DR	ED3 = 2.4L 4 Cyl DOHC 16V Dual VVT Engine	DD7 = 5-Speed Manual T355 Transmission
P = PREMIUM	U = JEEP - 4WD (RHD)	TYPE #4	ECD = 2.0L 4 Cyl DOHC Diesel 16V Engine	DAV = Continuously Variable Transaxle II
			ECN = 2.0L 4 Cyl DOHC 16V Dual VVT Engine	DAW = Cont.Var. w/Off-Rd Crawl Ratio Trans

Sensors, Vents And Quick Connectors
Figure 021DAW-240

ITEM	PART NUMBER	QTY	LINE	SERIES	BODY	ENGINE	TRANS	TRIM	DESCRIPTION
------	-------------	-----	------	--------	------	--------	-------	------	-------------

Internal Parts And Some External Parts Are Not Serviced For This Transmission. Serviceable Parts Can Be Found In Illustration 150

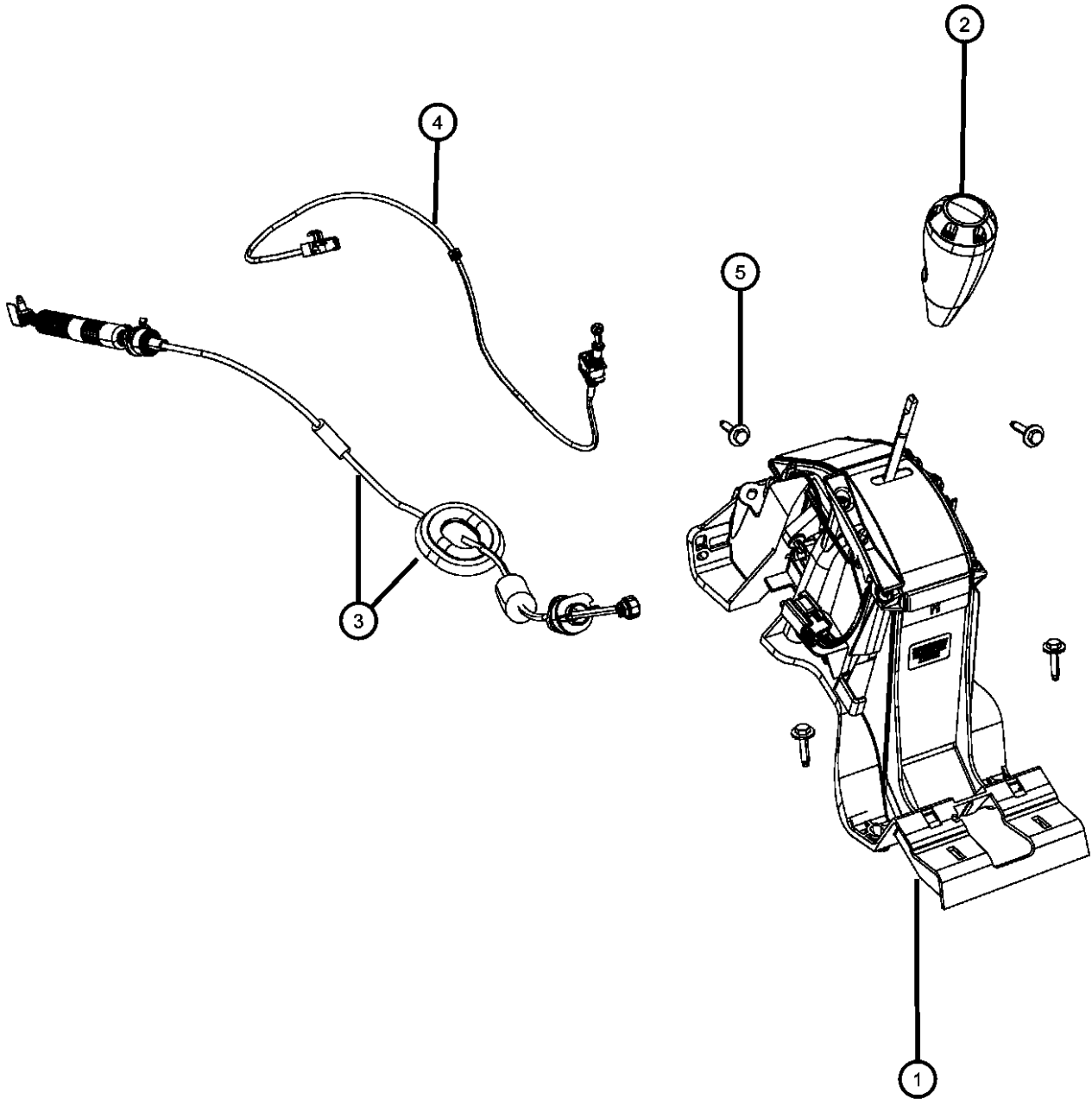
1	05273459AA	1	J, T, U				DAV, DAW		VENT, Transmission
---	------------	---	---------	--	--	--	----------	--	--------------------



COMPASS/PATRIOT (MK)		BODY	ENGINE	TRANSMISSION
SERIES	LINE			
H = HIGHLINE	T = JEEP - 2WD	49 = HATCHBACK TYPE #2	ECE = 2.0L 4 Cyl DOHC DPF Diesel Engine	DEF = 6-Speed Manual Aisin BG6 Trans
L = LOWLINE	J = JEEP - 4WD	74 = SPORT UTILITY 4-DR	ED3 = 2.4L 4 Cyl DOHC 16V Dual VVT Engine	DD7 = 5-Speed Manual T355 Transmission
P = PREMIUM	U = JEEP - 4WD (RHD)	TYPE #4	ECD = 2.0L 4 Cyl DOHC Diesel 16V Engine	DAV = Continuously Variable Transaxle II
			ECN = 2.0L 4 Cyl DOHC 16V Dual VVT Engine	DAW = Cont.Var. w/Off-Rd Crawl Ratio Trans

Gearshift Controls
Figure 021DAW-1105

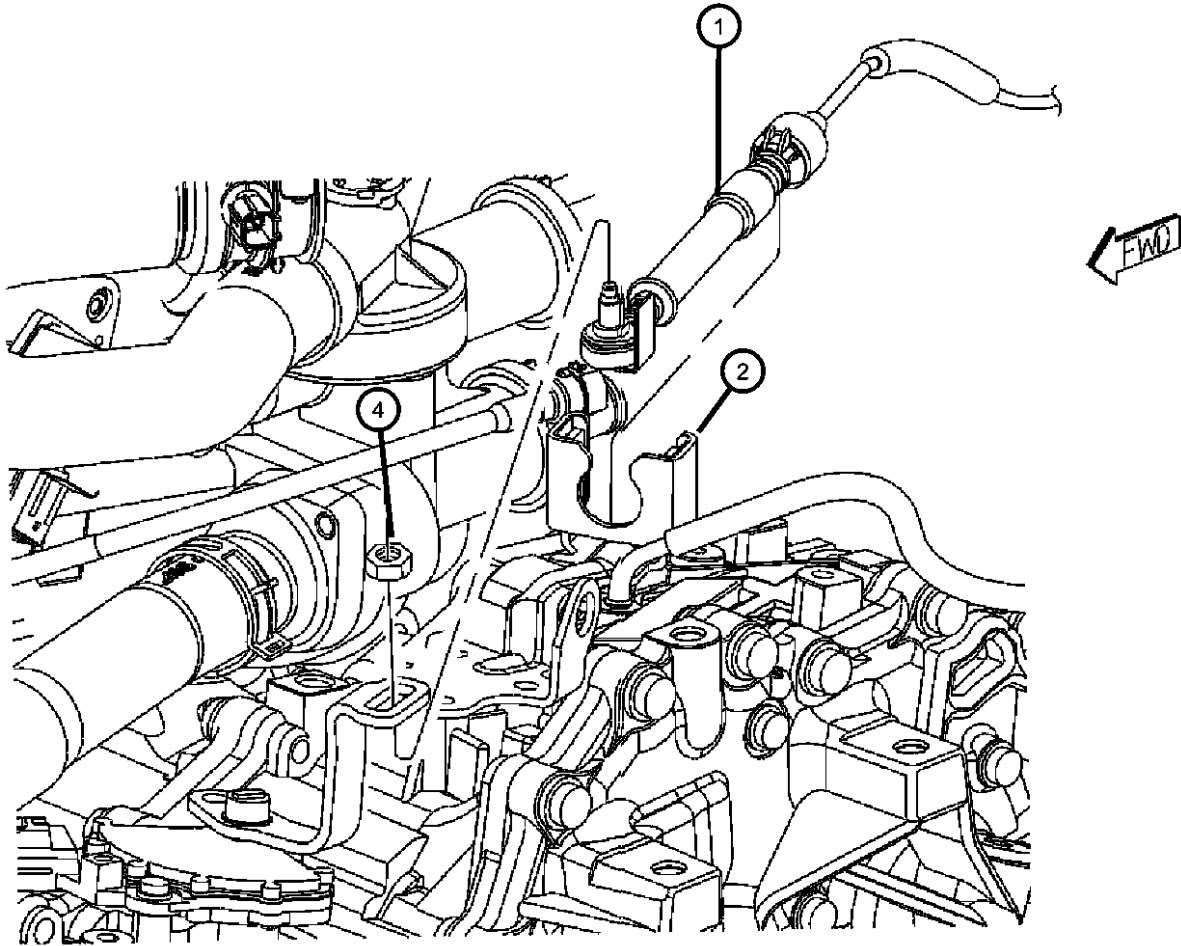
ITEM	PART NUMBER	QTY	LINE	SERIES	BODY	ENGINE	TRANS	TRIM	DESCRIPTION
1	68021374AA	1	J, T, U				DAV, DAW		SHIFTER, Transmission With [DHD]
	68021388AA	1	J, T, U				DAV, DAW		Without [DHD]
2	05273370AB	1	J, T, U				DAV, DAW		KNOB, Gearshift
3	68024433AA	1	J, T, U				DAV, DAW		CABLE, Gear Selector
4	05273294AE	1	J, T				DAV, DAW		CABLE, Ignition Interlock
	05273375AE	1	U				DAV, DAW		
5	06105099AA	4	J, T, U						SCREW AND WASHER, Hex Head, M6X1.0X30.00



COMPASS/PATRIOT (MK)		BODY	ENGINE	TRANSMISSION
SERIES	LINE			
H = HIGHLINE	T = JEEP - 2WD	49 = HATCHBACK TYPE #2	ECE = 2.0L 4 Cyl DOHC DPF Diesel Engine	DEF = 6-Speed Manual Aisin BG6 Trans
L = LOWLINE	J = JEEP - 4WD	74 = SPORT UTILITY 4-DR TYPE #4	ED3 = 2.4L 4 Cyl DOHC 16V Dual VVT Engine	DD7 = 5-Speed Manual T355 Transmission
P = PREMIUM	U = JEEP - 4WD (RHD)		ECD = 2.0L 4 Cyl DOHC Diesel 16V Engine	DAV = Continuously Variable Transaxle II
			ECN = 2.0L 4 Cyl DOHC 16V Dual VVT Engine	DAW = Cont.Var. w/Off-Rd Crawl Ratio Trans

Gearshift Lever, Cable and Bracket
Figure 021DAW-1115

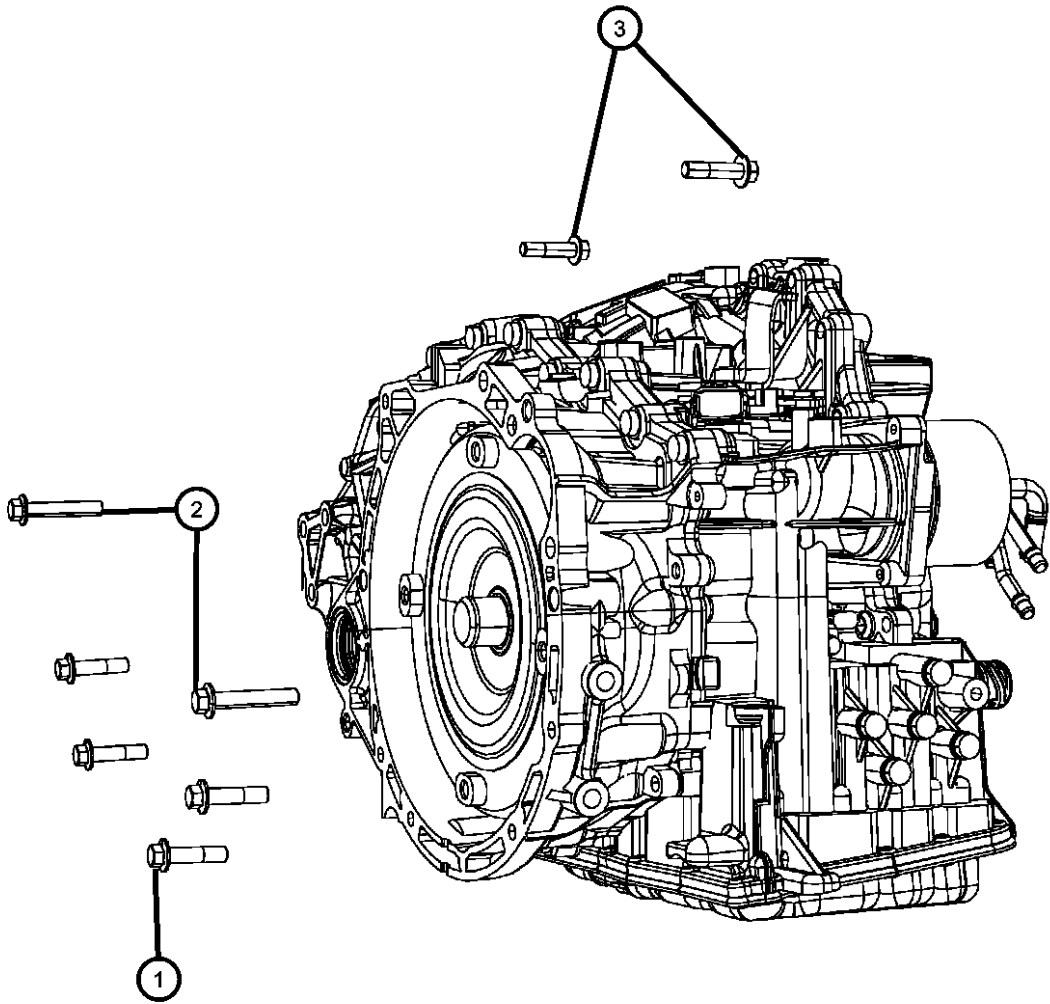
ITEM	PART NUMBER	QTY	LINE	SERIES	BODY	ENGINE	TRANS	TRIM	DESCRIPTION
1	68024433AA	1	J, T, U				DAV, DAW		CABLE, Gear Selector
2	68024363AA	1	J, T, U				DAV, DAW		BRACKET, Shift Cable
-3	06104197AA	2	J, T, U				DAV, DAW		BOLT, Hex Flange Head, M8X1.25X25.00, For The Cable Bracket
4	06101809	1	J, T, U				DAV, DAW		NUT AND WASHER, Hex, M8x1.25



COMPASS/PATRIOT (MK)		BODY	ENGINE	TRANSMISSION
SERIES	LINE			
H = HIGHLINE	T = JEEP - 2WD	49 = HATCHBACK TYPE #2	ECE = 2.0L 4 Cyl DOHC DPF Diesel Engine	DEF = 6-Speed Manual Aisin BG6 Trans
L = LOWLINE	J = JEEP - 4WD	74 = SPORT UTILITY 4-DR	ED3 = 2.4L 4 Cyl DOHC 16V Dual VVT Engine	DD7 = 5-Speed Manual T355 Transmission
P = PREMIUM	U = JEEP - 4WD (RHD)	TYPE #4	ECD = 2.0L 4 Cyl DOHC Diesel 16V Engine	DAV = Continuously Variable Transaxle II
			ECN = 2.0L 4 Cyl DOHC 16V Dual VVT Engine	DAW = Cont.Var. w/Off-Rd Crawl Ratio Trans

Mounting Bolts
 Figure 021DAW-1215

ITEM	PART NUMBER	QTY	LINE	SERIES	BODY	ENGINE	TRANS	TRIM	DESCRIPTION
1	06509154AA	4	J, T, U				DAV, DAW		BOLT, Hex Flange Head, M10x1.25x40.00
2	06508881AA	2	J, T, U				DAV, DAW		BOLT, Hex Flange Head, M10x1.25x55.00
3	06509154AA	2	J, T, U				DAV, DAW		BOLT, Hex Flange Head, M10x1.25x40.00



COMPASS/PATRIOT (MK)				
SERIES	LINE	BODY	ENGINE	TRANSMISSION
H = HIGHLINE	T = JEEP - 2WD	49 = HATCHBACK TYPE #2	ECE = 2.0L 4 Cyl DOHC DPF Diesel Engine	DEF = 6-Speed Manual Aisin BG6 Trans
L = LOWLINE	J = JEEP - 4WD	74 = SPORT UTILITY 4-DR	ED3 = 2.4L 4 Cyl DOHC 16V Dual VVT Engine	DD7 = 5-Speed Manual T355 Transmission
P = PREMIUM	U = JEEP - 4WD (RHD)	TYPE #4	ECD = 2.0L 4 Cyl DOHC Diesel 16V Engine	DAV = Continuously Variable Transaxle II
			ECN = 2.0L 4 Cyl DOHC 16V Dual VVT Engine	DAW = Cont.Var. w/Off-Rd Crawl Ratio Trans

Group - 0215I4

Power Transfer Unit; Transfer Case

Group - 0215I4 Power Transfer Unit; Transfer Case

Illustration Title

Group-Fig. No.

Transfer Case Assembly

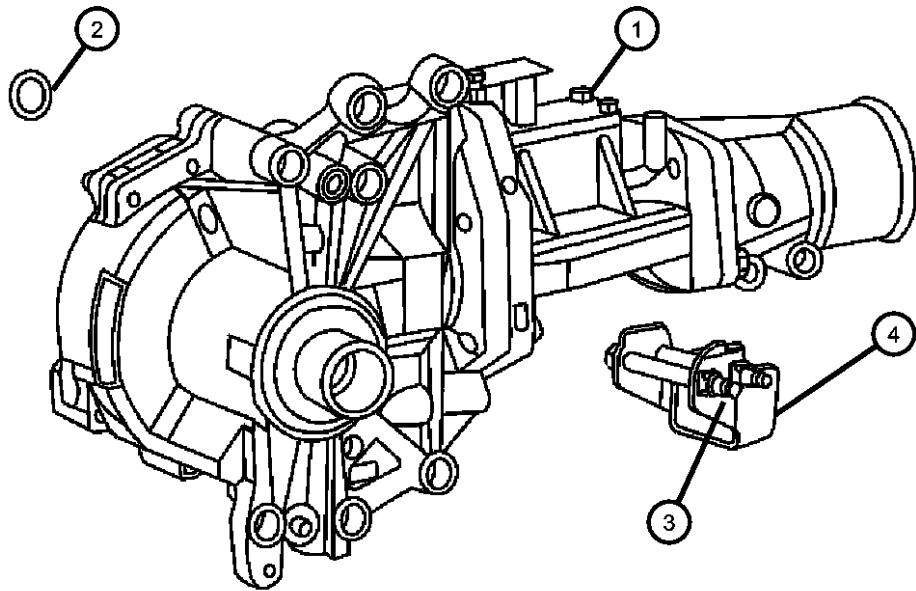
Power Transfer Unit And IdentificationFig. 0215I4 - 125

021590-100

0215I4-100 Transfer Case Assembly			
--------------------------------------	--	--	--

Power Transfer Unit And Identification
Figure 021514-125

ITEM	PART NUMBER	QTY	LINE	SERIES	BODY	ENGINE	TRANS	TRIM	DESCRIPTION
1	3200A067	1	J, U						POWER TRANSFER UNIT, See Note:
2	05105704AA	1	J, U						SEAL, Transfer Case
3	06105073AA	2	J, T, U						BOLT, Hex Head, M10x1.50x90
4	05273367AA	1	J, U						DAMPER, Transfer Case
-5	68005250AA	1	J, U						EXTENSION HOUSING, PTU
-6	68005258AA	1	J, U						GUARD, GUARD-DUST SEAL
-7	68005260AA	1	J, U						SEAL, Extension
-8	68005261AA	1	J, U						O-RING, Extension
-9	68005263AA	1	J, U						SEAL, HALFSHAFT
-10	68005264AA	1	J, U						PLUG, Oil Fill
-11	68005265AA	1	J, U						PLUG, Oil Drain
-12	68005267AA	1	J, U						O RING, Transfer Case



COMPASS/PATRIOT (MK)		BODY	ENGINE	TRANSMISSION
SERIES	LINE			
H = HIGHLINE	T = JEEP - 2WD	49 = HATCHBACK TYPE #2	ECE = 2.0L 4 Cyl DOHC DPF Diesel Engine	DEF = 6-Speed Manual Aisin BG6 Trans
L = LOWLINE	J = JEEP - 4WD	74 = SPORT UTILITY 4-DR	ED3 = 2.4L 4 Cyl DOHC 16V Dual VVT Engine	DD7 = 5-Speed Manual T355 Transmission
P = PREMIUM	U = JEEP - 4WD (RHD)	TYPE #4	ECD = 2.0L 4 Cyl DOHC Diesel 16V Engine	DAV = Continuously Variable Transaxle II
			ECN = 2.0L 4 Cyl DOHC 16V Dual VVT Engine	DAW = Cont.Var. w/Off-Rd Crawl Ratio Trans

Group - 22

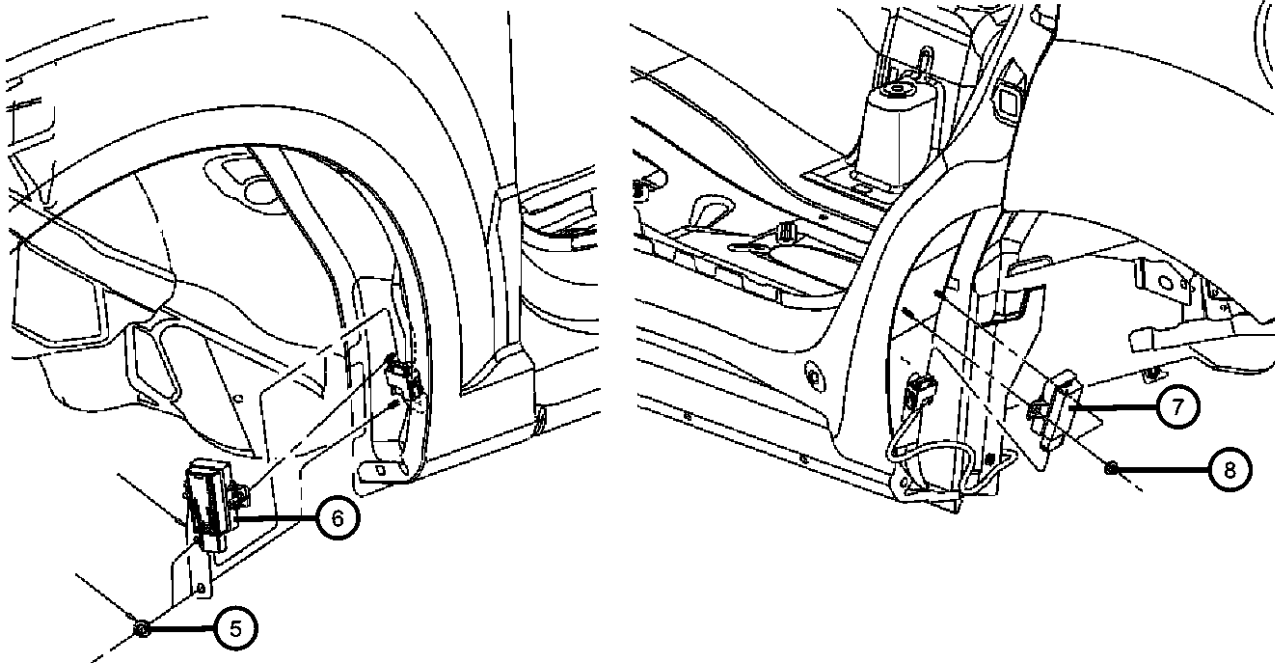
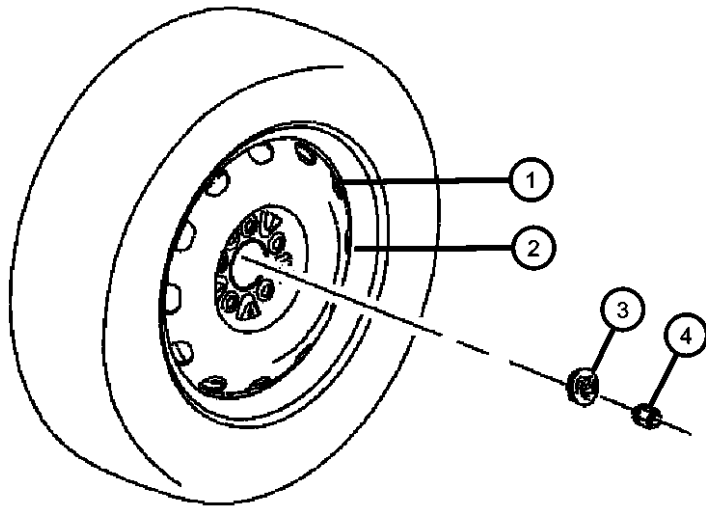
Wheels

Group - 22 Wheels

Illustration Title	Group-Fig. No.
Wheels, Tires and Hardware	
Wheels and Hardware	Fig. 22 - 105
Wheel Covers and Center Caps	
Wheel Covers and Center Caps	Fig. 22 - 205
Jack Stowage	
Jack Assembly	Fig. 22 - 305
Wheel Spare	
Spare Tire Stowage	Fig. 22 - 405

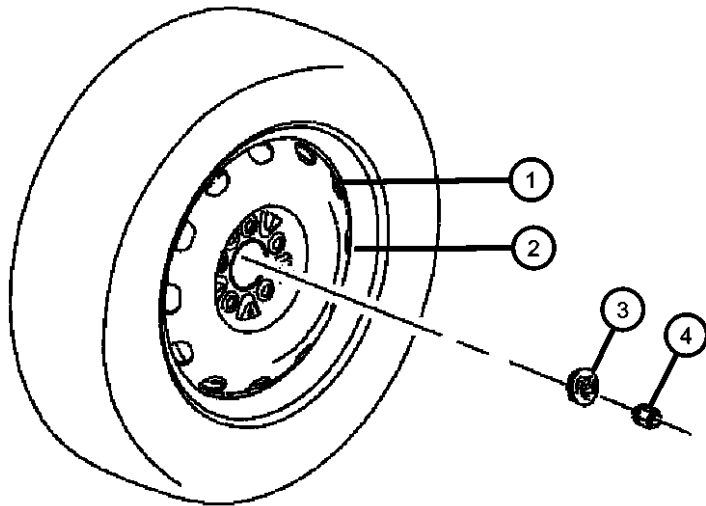
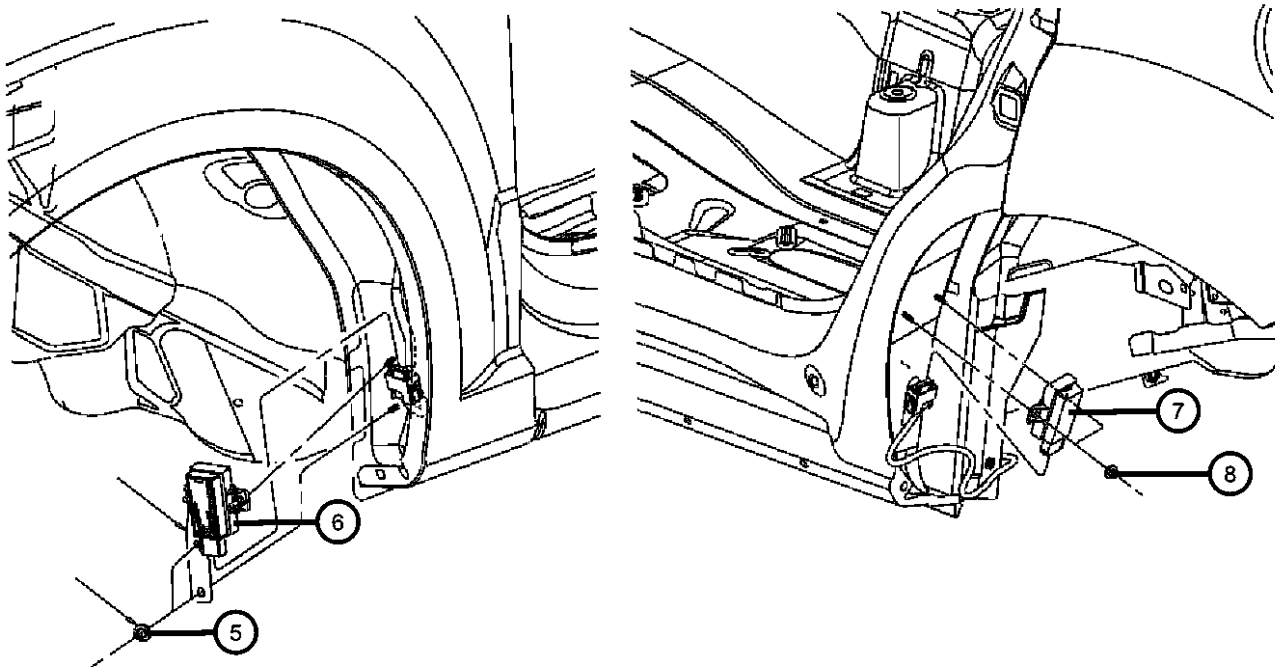
022-100 Wheels, Tires and Hardware	022-200 Wheel Covers and Center Caps	022-300 Jack Stowage	022-400 Wheel Spare
--	--	--------------------------------	-------------------------------

Wheels and Hardware
Figure 22-105

ITEM	PART NUMBER	QTY	LINE	SERIES	BODY	ENGINE	TRANS	TRIM	DESCRIPTION																																																																																																																																																																																																																																						
<div><div></div><div><p>NOTE: Sales Codes: [TBB] = Full Size Spare Tire [TBC] = Compact Spare Tire [WDJ] = 16x6.5 Styled Steel Wheel [WFJ] = 17x6.5 Aluminum Wheel [WPP] = 18X8.0 Aluminum Chrome Clad Wheel [WPR] = 18x8.0 Aluminum Wheel [WPS] = 18x10.0 19x13.0 Aluminum Wheel [WPW] = 18X7.0 Aluminum Wheel [X88] = Tire and Wheel Parts Module</p><table><tr><td>1</td><td></td><td></td><td></td><td></td><td></td><td></td><td></td><td></td><td>WHEEL, Steel</td></tr><tr><td></td><td>05105032AA</td><td>1</td><td>J, T, U</td><td></td><td>49</td><td></td><td></td><td></td><td>[WFJ=WPS=WPW=WPP=WPR+TBB]</td></tr><tr><td></td><td></td><td>1</td><td>J, T, U</td><td></td><td>74</td><td></td><td></td><td></td><td>[WFJ=WPS=WPW=WPP=WPR+TBB]</td></tr><tr><td></td><td>05105078AA</td><td>1</td><td>J, T, U</td><td></td><td>49</td><td></td><td></td><td></td><td>[WDJ+TBB]</td></tr><tr><td></td><td></td><td>1</td><td>J, T, U</td><td></td><td>74</td><td></td><td></td><td></td><td>[WDJ+TBB]</td></tr><tr><td></td><td>05105079AA</td><td>1</td><td>J, T, U</td><td></td><td>49</td><td></td><td></td><td></td><td>[TBC+X88]</td></tr><tr><td></td><td></td><td>1</td><td>J, T, U</td><td></td><td>74</td><td></td><td></td><td></td><td>[TBC+X88]</td></tr><tr><td></td><td>0YX87S4AAA</td><td>4</td><td>J, T, U</td><td></td><td>49</td><td></td><td></td><td></td><td>[WDJ+X88]</td></tr><tr><td></td><td></td><td>4</td><td>J, T, U</td><td></td><td>74</td><td></td><td></td><td></td><td>[WDJ+X88]</td></tr><tr><td>2</td><td></td><td></td><td></td><td></td><td></td><td></td><td></td><td></td><td>WHEEL, Aluminum</td></tr><tr><td></td><td>05105473AA</td><td>4</td><td>J, T, U</td><td></td><td>49</td><td></td><td></td><td></td><td>[WPP] 18x8.0 Aluminum Chrome Clad Wheel</td></tr><tr><td></td><td>0YX88MA8AB</td><td>4</td><td>J, T, U</td><td></td><td>49</td><td></td><td></td><td></td><td>[WFJ] 17x.605 Aluminum Wheel</td></tr><tr><td></td><td>1AR01PAKAA</td><td>4</td><td>J, T, U</td><td></td><td>49</td><td></td><td></td><td></td><td>[WPW] 18x7.0 Aluminum Wheel</td></tr><tr><td></td><td>1CT67PAKAB</td><td>4</td><td>J, T, U</td><td></td><td>49</td><td></td><td></td><td></td><td>[WPS] 18x10.0 19x13.0 Aluminum Wheel</td></tr><tr><td>3</td><td></td><td></td><td></td><td></td><td></td><td></td><td></td><td></td><td>CAP, Wheel Center</td></tr><tr><td></td><td>0YX93S4AAB</td><td>4</td><td>J, T, U</td><td></td><td>49</td><td></td><td></td><td></td><td>[WDJ] 16x6.5 Styled Steel Wheel</td></tr><tr><td></td><td></td><td>4</td><td>J, T, U</td><td></td><td>74</td><td></td><td></td><td></td><td>[WDJ] 16x6.5 Styled Steel Wheel</td></tr><tr><td></td><td>52090402AA</td><td>4</td><td>J, T, U</td><td></td><td>49</td><td></td><td></td><td></td><td>[WPW] 18x7.0 Aluminum Wheel</td></tr><tr><td></td><td></td><td>4</td><td>J, T, U</td><td></td><td>74</td><td></td><td></td><td></td><td>[WPW] 18x7.0 Aluminum Wheel</td></tr><tr><td></td><td>5HT59MA8AB</td><td>4</td><td>J, T, U</td><td></td><td>49</td><td></td><td></td><td></td><td>[WFJ] 17x6.5 Aluminum Wheel</td></tr><tr><td></td><td></td><td>4</td><td>J, T, U</td><td></td><td>74</td><td></td><td></td><td></td><td>[WFJ] 17x6.5 Aluminum Wheel</td></tr><tr><td></td><td>5HT59PAKAB</td><td>4</td><td>J, T, U</td><td></td><td>49</td><td></td><td></td><td></td><td>[WPS] 18x10.0 19x13.0 Aluminum Wheel</td></tr><tr><td></td><td></td><td>4</td><td>J, T, U</td><td></td><td>74</td><td></td><td></td><td></td><td>[WPS] 18x10.0 19x13.0 Aluminum Wheel</td></tr></table></div><div><div>COMPASS/PATRIOT (MK)</div><div><div>SERIES</div><div>LINE</div></div><div><div>H = HIGHLINE</div><div>L = LOWLINE</div><div>P = PREMIUM</div></div><div><div>T = JEEP - 2WD</div><div>J = JEEP - 4WD</div><div>U = JEEP - 4WD (RHD)</div></div></div><div><div>BODY</div><div>49 = HATCHBACK TYPE #2</div><div>74 = SPORT UTILITY 4-DR TYPE #4</div></div><div><div>ENGINE</div><div>ECE = 2.0L 4 Cyl DOHC DPF Diesel Engine</div><div>ED3 = 2.4L 4 Cyl DOHC 16V Dual VVT Engine</div><div>ECD = 2.0L 4 Cyl DOHC Diesel 16V Engine</div><div>ECN = 2.0L 4 Cyl DOHC 16V Dual VVT Engine</div></div><div><div>TRANSMISSION</div><div>DEF = 6-Speed Manual Aisin BG6 Trans</div><div>DD7 = 5-Speed Manual T355 Transmission</div><div>DAV = Continuously Variable Transaxle II</div><div>DAW = Cont.Var. w/Off-Rd Crawl Ratio Trans</div></div></div> <div>AR = use ase required - = Non illustrated part</div> <div>2008 MK</div>										1									WHEEL, Steel		05105032AA	1	J, T, U		49				[WFJ=WPS=WPW=WPP=WPR+TBB]			1	J, T, U		74				[WFJ=WPS=WPW=WPP=WPR+TBB]		05105078AA	1	J, T, U		49				[WDJ+TBB]			1	J, T, U		74				[WDJ+TBB]		05105079AA	1	J, T, U		49				[TBC+X88]			1	J, T, U		74				[TBC+X88]		0YX87S4AAA	4	J, T, U		49				[WDJ+X88]			4	J, T, U		74				[WDJ+X88]	2									WHEEL, Aluminum		05105473AA	4	J, T, U		49				[WPP] 18x8.0 Aluminum Chrome Clad Wheel		0YX88MA8AB	4	J, T, U		49				[WFJ] 17x.605 Aluminum Wheel		1AR01PAKAA	4	J, T, U		49				[WPW] 18x7.0 Aluminum Wheel		1CT67PAKAB	4	J, T, U		49				[WPS] 18x10.0 19x13.0 Aluminum Wheel	3									CAP, Wheel Center		0YX93S4AAB	4	J, T, U		49				[WDJ] 16x6.5 Styled Steel Wheel			4	J, T, U		74				[WDJ] 16x6.5 Styled Steel Wheel		52090402AA	4	J, T, U		49				[WPW] 18x7.0 Aluminum Wheel			4	J, T, U		74				[WPW] 18x7.0 Aluminum Wheel		5HT59MA8AB	4	J, T, U		49				[WFJ] 17x6.5 Aluminum Wheel			4	J, T, U		74				[WFJ] 17x6.5 Aluminum Wheel		5HT59PAKAB	4	J, T, U		49				[WPS] 18x10.0 19x13.0 Aluminum Wheel			4	J, T, U		74				[WPS] 18x10.0 19x13.0 Aluminum Wheel
1									WHEEL, Steel																																																																																																																																																																																																																																						
	05105032AA	1	J, T, U		49				[WFJ=WPS=WPW=WPP=WPR+TBB]																																																																																																																																																																																																																																						
		1	J, T, U		74				[WFJ=WPS=WPW=WPP=WPR+TBB]																																																																																																																																																																																																																																						
	05105078AA	1	J, T, U		49				[WDJ+TBB]																																																																																																																																																																																																																																						
		1	J, T, U		74				[WDJ+TBB]																																																																																																																																																																																																																																						
	05105079AA	1	J, T, U		49				[TBC+X88]																																																																																																																																																																																																																																						
		1	J, T, U		74				[TBC+X88]																																																																																																																																																																																																																																						
	0YX87S4AAA	4	J, T, U		49				[WDJ+X88]																																																																																																																																																																																																																																						
		4	J, T, U		74				[WDJ+X88]																																																																																																																																																																																																																																						
2									WHEEL, Aluminum																																																																																																																																																																																																																																						
	05105473AA	4	J, T, U		49				[WPP] 18x8.0 Aluminum Chrome Clad Wheel																																																																																																																																																																																																																																						
	0YX88MA8AB	4	J, T, U		49				[WFJ] 17x.605 Aluminum Wheel																																																																																																																																																																																																																																						
	1AR01PAKAA	4	J, T, U		49				[WPW] 18x7.0 Aluminum Wheel																																																																																																																																																																																																																																						
	1CT67PAKAB	4	J, T, U		49				[WPS] 18x10.0 19x13.0 Aluminum Wheel																																																																																																																																																																																																																																						
3									CAP, Wheel Center																																																																																																																																																																																																																																						
	0YX93S4AAB	4	J, T, U		49				[WDJ] 16x6.5 Styled Steel Wheel																																																																																																																																																																																																																																						
		4	J, T, U		74				[WDJ] 16x6.5 Styled Steel Wheel																																																																																																																																																																																																																																						
	52090402AA	4	J, T, U		49				[WPW] 18x7.0 Aluminum Wheel																																																																																																																																																																																																																																						
		4	J, T, U		74				[WPW] 18x7.0 Aluminum Wheel																																																																																																																																																																																																																																						
	5HT59MA8AB	4	J, T, U		49				[WFJ] 17x6.5 Aluminum Wheel																																																																																																																																																																																																																																						
		4	J, T, U		74				[WFJ] 17x6.5 Aluminum Wheel																																																																																																																																																																																																																																						
	5HT59PAKAB	4	J, T, U		49				[WPS] 18x10.0 19x13.0 Aluminum Wheel																																																																																																																																																																																																																																						
		4	J, T, U		74				[WPS] 18x10.0 19x13.0 Aluminum Wheel																																																																																																																																																																																																																																						

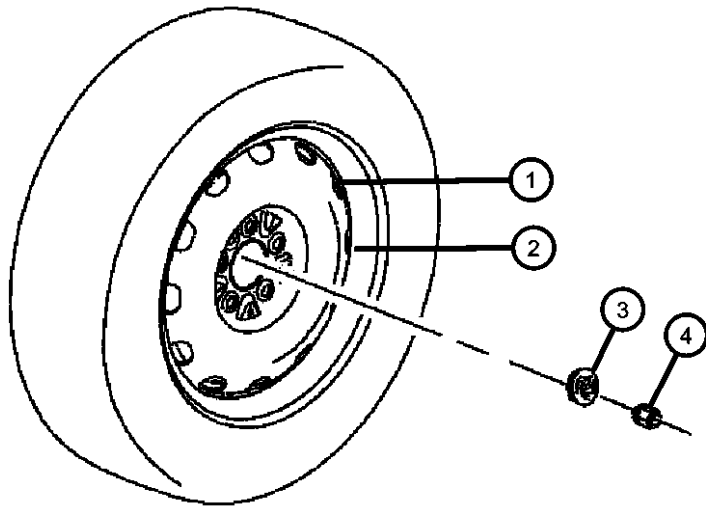
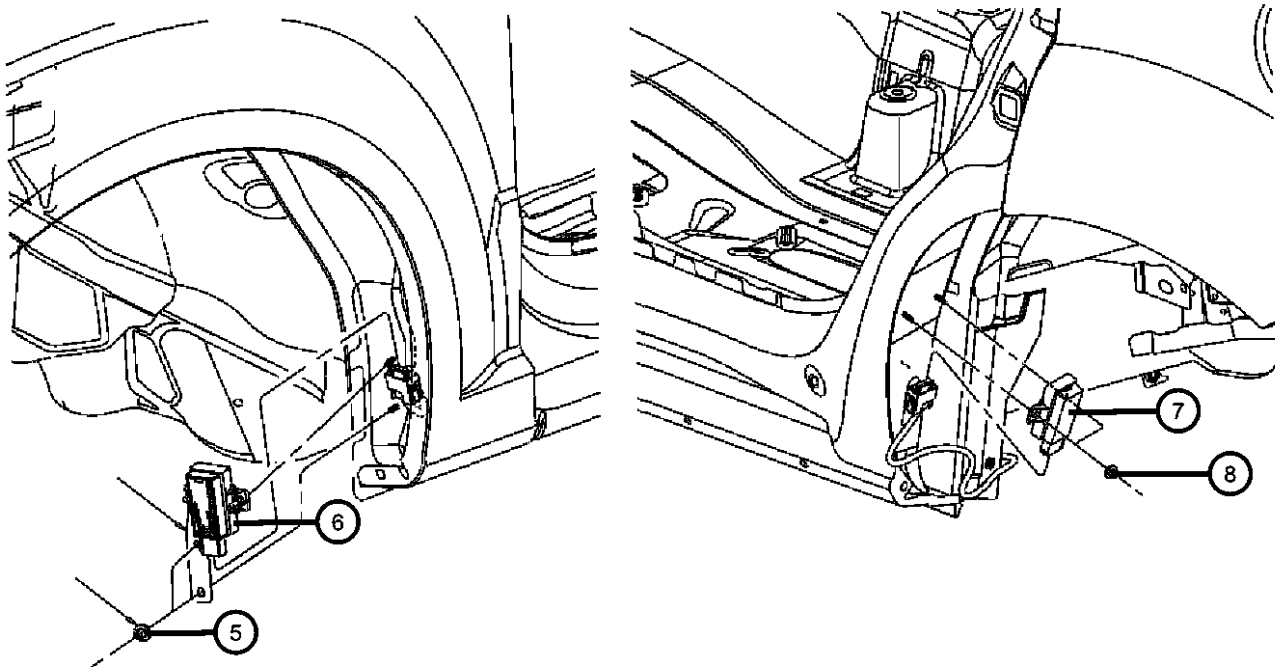
AR = use ase required - = Non illustrated part

Wheels and Hardware
Figure 22-105

	ITEM	PART NUMBER	QTY	LINE	SERIES	BODY	ENGINE	TRANS	TRIM	DESCRIPTION	
		5HT59SZ0AB	4	J, T, U		49				[WPP] 18x8.0 Aluminum Chrome Clad Wheel	
			4	J, T, U		74				[WPP] 18x8.0 Aluminum Chrome Clad Wheel	
			4	J, T, U		49				[WPR] 18x8.0 Aluminum Wheel	
			4	J, T, U		74				[WPR] 18x8.0 Aluminum Wheel	
	4									NUT, Wheel, M12x1.5	
		06502738	20	J, T, U		49					
			20	J, T, U		74					
	5									NUT, Hex	
		06104911AA	4	J, T, U		49				Trigger Module to Wheel Housing	
			4	J, T, U		74				Trigger Module to Wheel Housing	
	6									MODULE, Tire Pressure	
		05033334AA	1	J, T, U		49					
			1	J, T, U		74					
	7									MODULE, Low Tire Pressure Warning	
		56053034AC	2	J, T, U		49					
			2	J, T, U		74					
	8									NUT, Hex	
		06104911AA	2	J, T, U		49				Trigger Module to Body Side Aperature	
			2	J, T, U		74				Trigger Module to Body Side Aperature	
	-9									CAP KIT, Valve Stem, Grey	
		68024258AA	1	J, T, U		49				Contains: Cap,Valve Stem,Grey (Qty.5)	
			1	J, T, U		74				Contains: Cap,Valve Stem,Grey (Qty.5)	
	-10									CAP KIT, Valve Stem, Black, BUX	
		68024257AA	4	J, T, U		49				Contains: Cap,Valve Stem,Black (Qty.5)	
			4	J, T, U		74				Contains: Cap,Valve Stem,Black (Qty.5)	
	-11									LOCK SET, Wheel, BUX	
		05105834AA	1	J, T, U		49					
			1	J, T, U		74					
	COMPASS/PATRIOT (MK)										
			SERIES		LINE	BODY		ENGINE		TRANSMISSION	
			H = HIGHLINE		T = JEEP - 2WD	49 = HATCHBACK TYPE #2		ECE = 2.0L 4 Cyl DOHC DPF Diesel Engine		DEF = 6-Speed Manual Aisin BG6 Trans	
			L = LOWLINE		J = JEEP - 4WD	74 = SPORT UTILITY 4-DR TYPE #4		ED3 = 2.4L 4 Cyl DOHC 16V Dual VVT Engine		DD7 = 5-Speed Manual T355 Transmission	
			P = PREMIUM		U = JEEP - 4WD (RHD)			ECD = 2.0L 4 Cyl DOHC Diesel 16V Engine		DAV = Continuously Variable Transaxle II	
								ECN = 2.0L 4 Cyl DOHC 16V Dual VVT Engine		DAW = Cont.Var. w/Off-Rd Crawl Ratio Trans	

AR = use ase required - = Non illustrated part

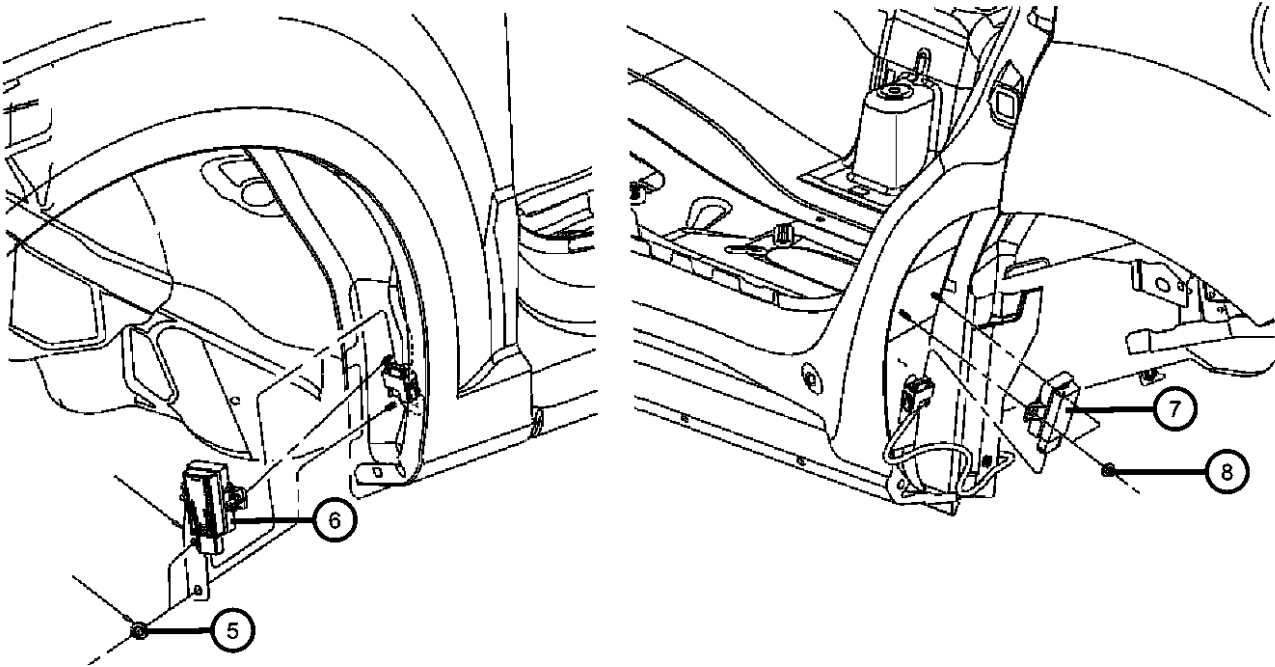
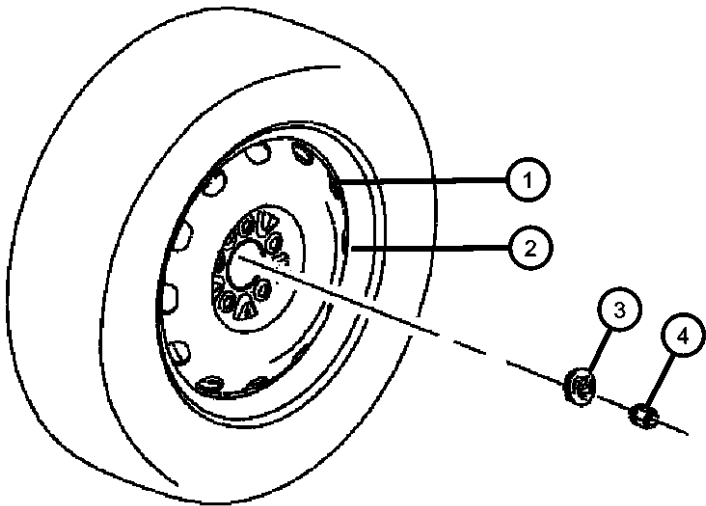
Wheels and Hardware
Figure 22-105

	ITEM	PART NUMBER	QTY	LINE	SERIES	BODY	ENGINE	TRANS	TRIM	DESCRIPTION
	-12									SENSOR PACKAGE, Tire Pressure, See Sensors Group 008
		68001696AA	4	J, T, U		49				
			4	J, T, U		74				
	-13									HARDWARE KIT, Mounting, See Sensors Group 008
		68001743AA	4	J, T, U		49				Contains: 1-SL20120001,Nut,TPM Retaining,1-SL122990001,Washer,Seal Support,1-SL122140001,Cap,Valve Stem,Black,Euro,1-SL120121001,Cap,Valve Stem,Grey,Domes-tic,1-SL122988001,Seal,TPM to Wheel Rim,1-SL122914001,Valve,Core TPM & Instruction Sheet
			4	J, T, U		74				Contains: 1-SL20120001,Nut,TPM Retaining,1-SL122990001,Washer,Seal Support,1-SL122140001,Cap,Valve Stem,Black,Euro,1-SL120121001,Cap,Valve Stem,Grey,Domes-tic,1-SL122988001,Seal,TPM to Wheel Rim,1-SL122914001,Valve,Core TPM & Instruction Sheet
		68001744AA	4	J, T, U		49				Contains: 1-SL122914001,Valve Core,TPM,1-SL120121001,Cap,Valve Stem, Grey,Domestic, 1-SL122140001,Cap,Valve Stem,Black,Euro
			4	J, T, U		74				Contains: 1-SL122914001,Valve Core,TPM,1-SL120121001,Cap,Valve Stem, Grey,Domestic, 1-SL122140001,Cap,Valve Stem,Black,Euro
	-14									SENSOR PACKAGE, Tire Pressure, See Sensors Group 008
<div>COMPASS/PATRIOT (MK)<div><div>SERIES</div><div>LINE</div></div><div><div>H = HIGHLINE</div><div>L = LOWLINE</div><div>P = PREMIUM</div></div><div><div>T = JEEP - 2WD</div><div>J = JEEP - 4WD</div><div>U = JEEP - 4WD (RHD)</div></div></div> <div><div>BODY</div><div>49 = HATCHBACK TYPE #2</div><div>74 = SPORT UTILITY 4-DR TYPE #4</div></div> <div><div>ENGINE</div><div>ECE = 2.0L 4 Cyl DOHC DPF Diesel Engine</div><div>ED3 = 2.4L 4 Cyl DOHC 16V Dual VVT Engine</div><div>ECD = 2.0L 4 Cyl DOHC Diesel 16V Engine</div><div>ECN = 2.0L 4 Cyl DOHC 16V Dual VVT Engine</div></div> <div><div>TRANSMISSION</div><div>DEF = 6-Speed Manual Aisin BG6 Trans</div><div>DD7 = 5-Speed Manual T355 Transmission</div><div>DAV = Continuously Variable Transaxle II</div><div>DAW = Cont.Var. w/Off-Rd Crawl Ratio Trans</div></div>										

Wheels and Hardware
Figure 22-105

ITEM	PART NUMBER	QTY	LINE	SERIES	BODY	ENGINE	TRANS	TRIM	DESCRIPTION
------	----------------	-----	------	--------	------	--------	-------	------	-------------

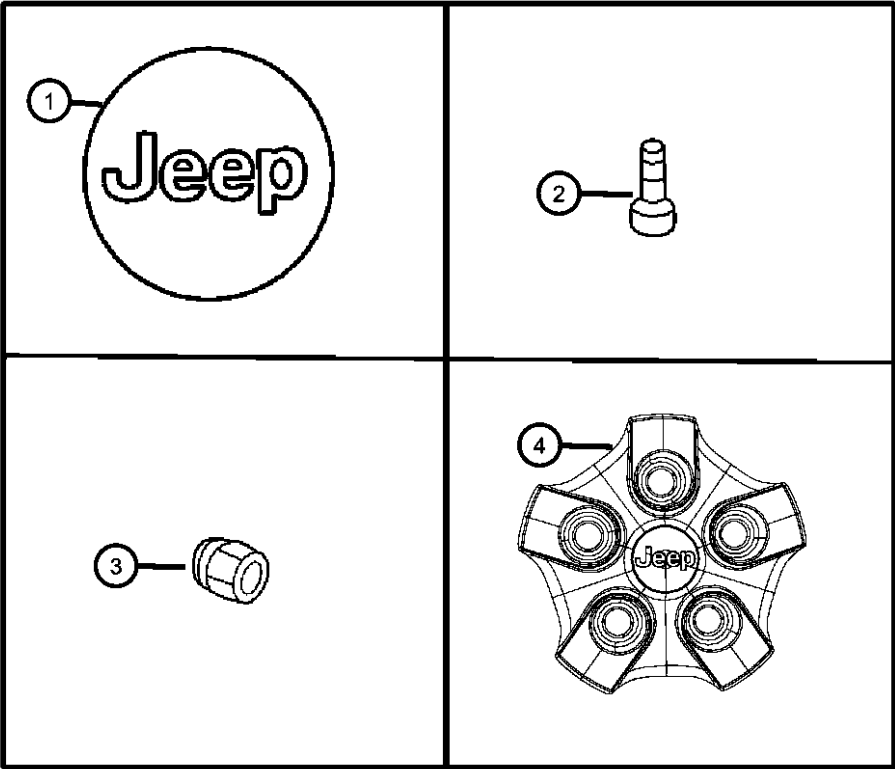
68001698AA	4	J, T, U	49
	4	J, T, U	74



COMPASS/PATRIOT (MK)				
SERIES	LINE	BODY	ENGINE	TRANSMISSION
H = HIGHLINE	T = JEEP - 2WD	49 = HATCHBACK TYPE #2	ECE = 2.0L 4 Cyl DOHC DPF Diesel Engine	DEF = 6-Speed Manual Aisin BG6 Trans
L = LOWLINE	J = JEEP - 4WD	74 = SPORT UTILITY 4-DR TYPE #4	ED3 = 2.4L 4 Cyl DOHC 16V Dual VVT Engine	DD7 = 5-Speed Manual T355 Transmission
P = PREMIUM	U = JEEP - 4WD (RHD)		ECD = 2.0L 4 Cyl DOHC Diesel 16V Engine	DAV = Continuously Variable Transaxle II
			ECN = 2.0L 4 Cyl DOHC 16V Dual VVT Engine	DAW = Cont.Var. w/Off-Rd Crawl Ratio Trans

AR = use ase required - = Non illustrated part

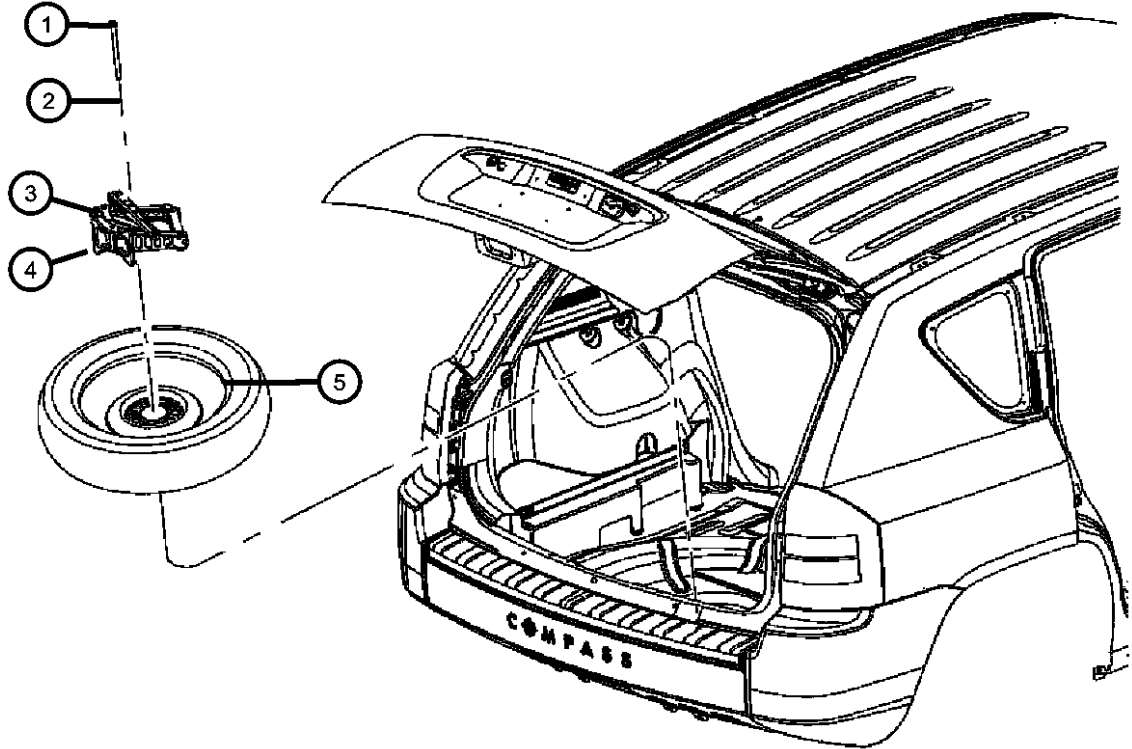
Wheel Covers and Center Caps
Figure 22-205



ITEM	PART NUMBER	QTY	LINE	SERIES	BODY	ENGINE	TRANS	TRIM	DESCRIPTION
NOTE: Sales Codes: [WDJ] = 16x6.5 Styled Steel Wheel [WFJ] = 17x6.5 Aluminum Wheel [WPP] = 18X8.0 Aluminum Chrome Clad Wheel [WPR] = 18x8.0 Aluminum Wheel [WPS] = 18x10.0 19x13.0 Aluminum Wheel [WPW] = 18X7.0 Aluminum Wheel [X88] = Tire & Wheel Parts Module									
1									CAP, Wheel Center
	52090402AA	4	J, T, U		49				[WPW] 18x7.0 Aluminum Wheel
		4	J, T, U		74				[WPW] 18x7.0 Aluminum Wheel
	5HT59MA8AB	4	J, T, U		49				[WFJ] 17x6.5 Aluminum Wheel
		4	J, T, U		74				[WFJ] 17x6.5 Aluminum Wheel
	5HT59PAKAB	4	J, T, U		49				[WPS] 18x10.0 19x13.0 Aluminum Wheel
		4	J, T, U		74				[WPS] 18x10.0 19x13.0 Aluminum Wheel
	5HT59SZ0AB	4	J, T, U		49				[WPP] 18x8.0 Aluminum Chrome Clad Wheel
		4	J, T, U		74				[WPP] 18x8.0 Aluminum Chrome Clad Wheel
		4	J, T, U		49				[WPR] 18x8.0 Aluminum Wheel
		4	J, T, U		74				[WPR] 18x8.0 Aluminum Wheel
2									STEM, Wheel Valve
	02073355	1	J, T, U		49				
		1	J, T, U		74				
3									NUT, Wheel, M12x1.5
	06502738	20	J, T, U		49				
		20	J, T, U		74				
4									CAP, Wheel Center
	0YX93S4AAB	4	J, T, U		49				[WDJ] 16x6.5 Styled Steel Wheel
		4	J, T, U		74				[WDJ] 16x6.5 Styled Steel Wheel

COMPASS/PATRIOT (MK)					
SERIES	LINE	BODY	ENGINE	TRANSMISSION	
H = HIGHLINE	T = JEEP - 2WD	49 = HATCHBACK TYPE #2	ECE = 2.0L 4 Cyl DOHC DPF Diesel Engine	DEF = 6-Speed Manual Aisin BG6 Trans	
L = LOWLINE	J = JEEP - 4WD	74 = SPORT UTILITY 4-DR TYPE #4	ED3 = 2.4L 4 Cyl DOHC 16V Dual VVT Engine	DD7 = 5-Speed Manual T355 Transmission	
P = PREMIUM	U = JEEP - 4WD (RHD)		ECD = 2.0L 4 Cyl DOHC Diesel 16V Engine	DAV = Continuously Variable Transaxle II	
			ECN = 2.0L 4 Cyl DOHC 16V Dual VVT Engine	DAW = Cont.Var. w/Off-Rd Crawl Ratio Trans	

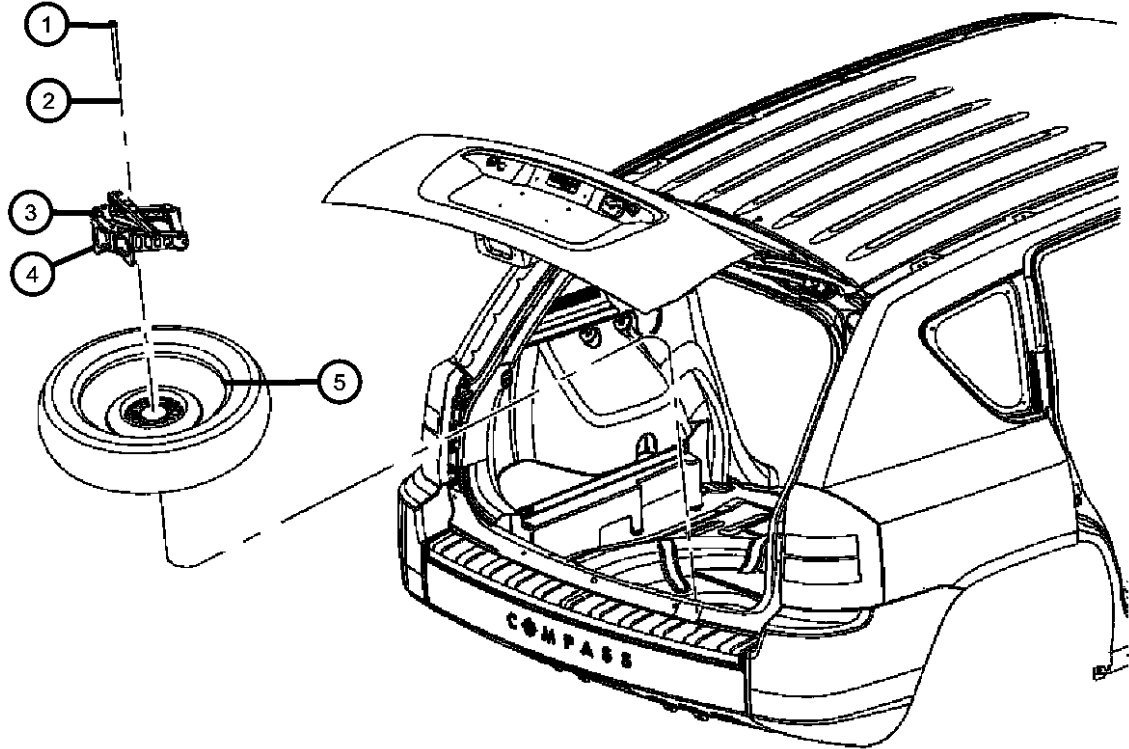
Jack Assembly
Figure 22-305



ITEM	PART NUMBER	QTY	LINE	SERIES	BODY	ENGINE	TRANS	TRIM	DESCRIPTION
NOTES: Sales Codes: [TBB] = Full Size Spare Tire [TBC] = Compact Spare Tire									
1	05105837AA	1	J, T, U		49				HOLD DOWN, Spare Tire
		1	J, T, U		74				Wheel to Floor
2	05105525AC	1	J, T, U		49				HOLD DOWN, Spare Tire
		1	J, T, U		74				Wheel to Floor (Handle)
3	04772483AE	1	J, T, U		49				WRENCH, Wheel Lug Nut
		1	J, T, U		74				
4	05191333AB	1	J, T, U		49				JACK
		1	J, T, U		74				
5	05105078AA	1	J, T, U		49				WHEEL, Steel
		1	J, T, U		74				[TBB] Full Size Spare Tire
	05105079AA	1	J, T, U		49				[TBB] Full Size Spare Tire
		1	J, T, U		74				[TBC] Compact Spare Tire
									[TBC] Compact Spare Tire

COMPASS/PATRIOT (MK)		BODY		ENGINE	TRANSMISSION
SERIES	LINE				
H = HIGHLINE	T = JEEP - 2WD	49 = HATCHBACK TYPE #2	ECE = 2.0L 4 Cyl DOHC DPF Diesel Engine	DEF = 6-Speed Manual Aisin BG6 Trans	
L = LOWLINE	J = JEEP - 4WD	74 = SPORT UTILITY 4-DR TYPE #4	ED3 = 2.4L 4 Cyl DOHC 16V Dual VVT Engine	DD7 = 5-Speed Manual T355 Transmission	
P = PREMIUM	U = JEEP - 4WD (RHD)		ECD = 2.0L 4 Cyl DOHC Diesel 16V Engine	DAV = Continuously Variable Transaxle II	
			ECN = 2.0L 4 Cyl DOHC 16V Dual VVT Engine	DAW = Cont.Var. w/Off-Rd Crawl Ratio Trans	

Spare Tire Stowage
Figure 22-405



ITEM	PART NUMBER	QTY	LINE	SERIES	BODY	ENGINE	TRANS	TRIM	DESCRIPTION
NOTES: Sales Codes: [TBB] = Full Size Spare Tire [TBC] = Compact Spare Tire									
1									HOLD DOWN, Spare Tire
	05105837AA	1	J, T, U		49				Wheel to Floor
		1	J, T, U		74				Wheel to Floor
2									HOLD DOWN, Spare Tire
	05105525AC	1	J, T, U		49				Wheel to Floor (Handle)
		1	J, T, U		74				Wheel to Floor (Handle)
3									WRENCH, Wheel Lug Nut
	04772483AE	1	J, T, U		49				
		1	U, J, T		74				
4									JACK
	05191333AB	1	J, T, U		49				
		1	J, T, U		74				
5									WHEEL, Steel
	05105032AA	1	J, T, U		49				[WFJ=WFS=WPW=WPP+TBB]
		1	J, T, U		74				[WFJ=WFS=WPW=WPP+TBB]
	05105078AA	1	J, T, U		49				[TBB] Full Size Spare Tire
		1	J, T, U		74				[TBB] Full Size Spare Tire
	05105079AA	1	J, T, U		49				[TBC] Compact Spare Tire
		1	J, T, U		74				[TBC] Compact Spare Tire

COMPASS/PATRIOT (MK)		BODY		ENGINE	TRANSMISSION
SERIES	LINE				
H = HIGHLINE	T = JEEP - 2WD	49 = HATCHBACK TYPE #2		ECE = 2.0L 4 Cyl DOHC DPF Diesel Engine	DEF = 6-Speed Manual Aisin BG6 Trans
L = LOWLINE	J = JEEP - 4WD	74 = SPORT UTILITY 4-DR TYPE #4		ED3 = 2.4L 4 Cyl DOHC 16V Dual VVT Engine	DD7 = 5-Speed Manual T355 Transmission
P = PREMIUM	U = JEEP - 4WD (RHD)			ECD = 2.0L 4 Cyl DOHC Diesel 16V Engine	DAV = Continuously Variable Transaxle II
				ECN = 2.0L 4 Cyl DOHC 16V Dual VVT Engine	DAW = Cont.Var. w/Off-Rd Crawl Ratio Trans

Lock Cylinders and Keys

Keys and TransmittersFig. 23 - 105

Ignition Lock Cylinders.....Fig. 23 - 110

Door Lock CylindersFig. 23 - 115

LiftGate Lock CylinderFig. 23 - 120

Fuel Locking Cylinder.....Fig. 23 - 125

Windshield Wiper and Washer System

Front Wiper SystemFig. 23 - 205

Front Washer System.....Fig. 23 - 210

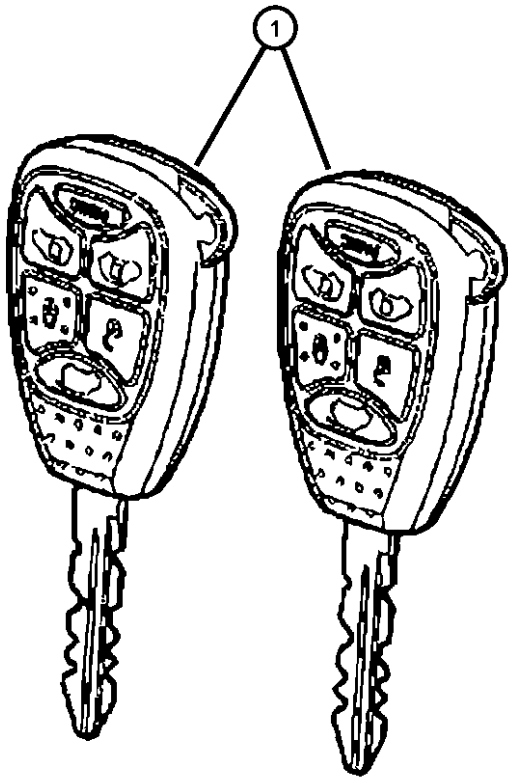
Rear Window Wiper and Washer

Rear Wiper SystemFig. 23 - 305

<div><div>023-100</div><div>Lock Cylinders and Keys</div></div>	<div><div>023-200</div><div>Windshield Wiper and Washer System</div></div>	<div><div>023-300</div><div>Rear Window Wiper and Washer</div></div>	
---	--	--	--

Keys and Transmitters
Figure 23-105

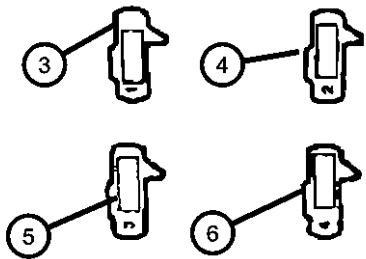
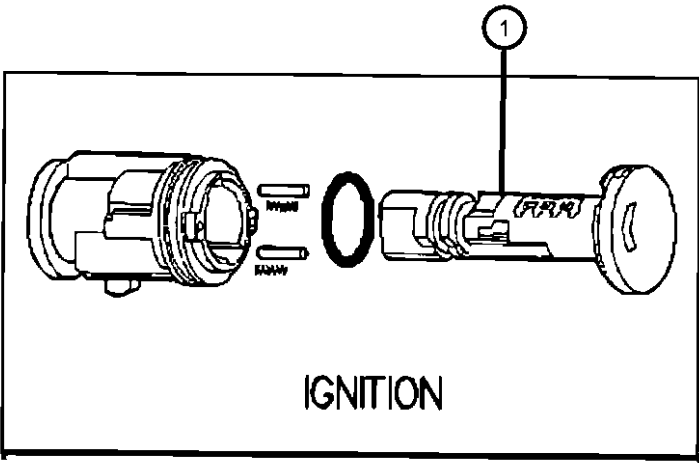
ITEM	PART NUMBER	QTY	LINE	SERIES	BODY	ENGINE	TRANS	TRIM	DESCRIPTION
1	05143553AA	1	J, T, U		49				KEY, Master Jeep Sentry
-2									KEY, BLANK WITH TRANSMITTER
	68000603AA	1	J, T, U		49				
	68001699AA	1	J, T, U		49				BUX 2 Button
	68001701AA	1	J, T, U		49				Japan 2 Button



COMPASS/PATRIOT (MK)				
SERIES	LINE	BODY	ENGINE	TRANSMISSION
H = HIGHLINE	T = JEEP - 2WD	49 = HATCHBACK TYPE #2	ECE = 2.0L 4 Cyl DOHC DPF Diesel Engine	DEF = 6-Speed Manual Aisin BG6 Trans
L = LOWLINE	J = JEEP - 4WD	74 = SPORT UTILITY 4-DR TYPE #4	ED3 = 2.4L 4 Cyl DOHC 16V Dual VVT Engine	DD7 = 5-Speed Manual T355 Transmission
P = PREMIUM	U = JEEP - 4WD (RHD)		ECD = 2.0L 4 Cyl DOHC Diesel 16V Engine	DAV = Continuously Variable Transaxle II
			ECN = 2.0L 4 Cyl DOHC 16V Dual VVT Engine	DAW = Cont.Var. w/Off-Rd Crawl Ratio Trans

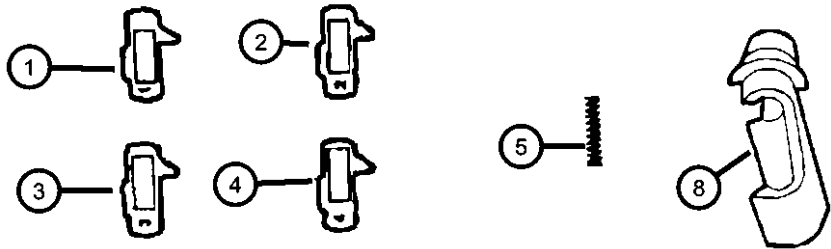
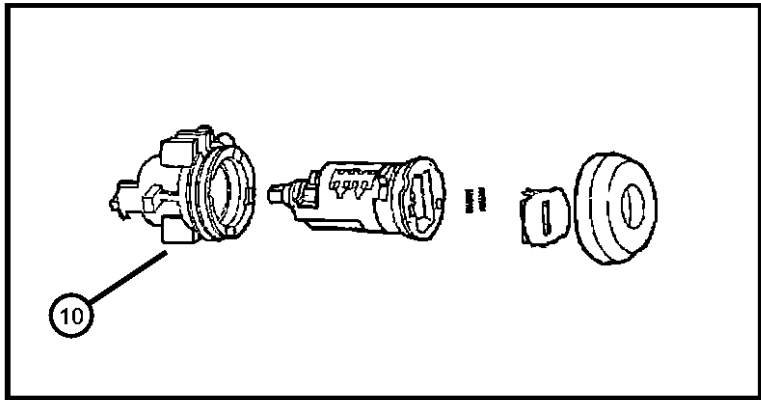
Ignition Lock Cylinders
Figure 23-110

ITEM	PART NUMBER	QTY	LINE	SERIES	BODY	ENGINE	TRANS	TRIM	DESCRIPTION
1	05179511AA	1	J, T, U		49				CYLINDER, Ignition Lock
2	04778121	1	J, T, U		49				SPRING, Lock Cylinder Tumbler
3	04778117AB	1	J, T, U		49				TUMBLER, Number 1, Wide
4	04778118AB	1	J, T, U		49				TUMBLER, Number 2, Wide
5	04778119AB	1	J, T, U		49				TUMBLER, Number 3, Wide
6	04778120AB	1	J, T, U		49				TUMBLER, Number 4, Wide



COMPASS/PATRIOT (MK)				
SERIES	LINE	BODY	ENGINE	TRANSMISSION
H = HIGHLINE	T = JEEP - 2WD	49 = HATCHBACK TYPE #2	ECE = 2.0L 4 Cyl DOHC DPF Diesel Engine	DEF = 6-Speed Manual Aisin BG6 Trans
L = LOWLINE	J = JEEP - 4WD	74 = SPORT UTILITY 4-DR TYPE #4	ED3 = 2.4L 4 Cyl DOHC 16V Dual VVT Engine	DD7 = 5-Speed Manual T355 Transmission
P = PREMIUM	U = JEEP - 4WD (RHD)		ECD = 2.0L 4 Cyl DOHC Diesel 16V Engine	DAV = Continuously Variable Transaxle II
			ECN = 2.0L 4 Cyl DOHC 16V Dual VVT Engine	DAW = Cont.Var. w/Off-Rd Crawl Ratio Trans

Door Lock Cylinders
Figure 23-115

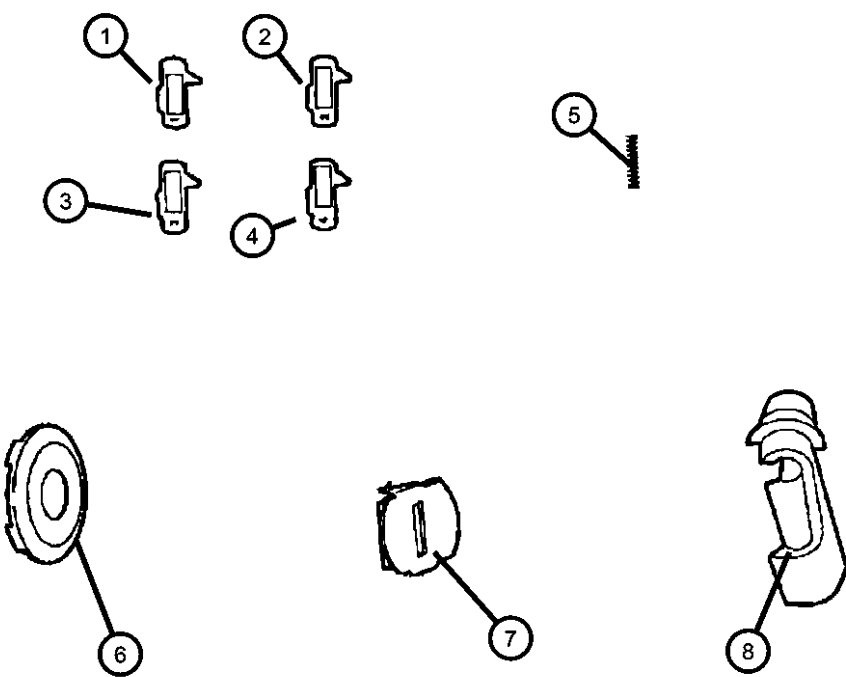


ITEM	PART NUMBER	QTY	LINE	SERIES	BODY	ENGINE	TRANS	TRIM	DESCRIPTION
1	04778117AB	1	J, T, U		49				TUMBLER, Number 1, Wide
2	04778118AB	1	J, T, U		49				TUMBLER, Number 2, Wide
3	04778119AB	1	J, T, U		49				TUMBLER, Number 3, Wide
4	04778120AB	1	J, T, U		49				TUMBLER, Number 4, Wide
5	04778121	1	J, T, U		49				SPRING, Lock Cylinder Tumbler
6	05019605AA	1	J, T, U		49				SHUTTER, Lock Cylinder
7	05102456AA	1	J, T, U		49				CAP, Door Lock Cylinder
8									CLIP, Latch
	05191977AA	1	J, T, U		49				Right Door
	05191981AA	1	J, T, U		49				Left Door
-9	05191978AA	1	J, T, U		49				LEVER, Sliding DoorLock Cylinder
10									CYLINDER, Door Lock
	05139099AA	1	J, T, U		49				Right Door
	05191980AA	1	J, T, U		49				Left Door

COMPASS/PATRIOT (MK)		BODY		ENGINE	TRANSMISSION
SERIES	LINE				
H = HIGHLINE	T = JEEP - 2WD	49 = HATCHBACK TYPE #2		ECE = 2.0L 4 Cyl DOHC DPF Diesel Engine	DEF = 6-Speed Manual Aisin BG6 Trans
L = LOWLINE	J = JEEP - 4WD	74 = SPORT UTILITY 4-DR TYPE #4		ED3 = 2.4L 4 Cyl DOHC 16V Dual VVT Engine	DD7 = 5-Speed Manual T355 Transmission
P = PREMIUM	U = JEEP - 4WD (RHD)			ECD = 2.0L 4 Cyl DOHC Diesel 16V Engine	DAV = Continuously Variable Transaxle II
				ECN = 2.0L 4 Cyl DOHC 16V Dual VVT Engine	DAW = Cont.Var. w/Off-Rd Crawl Ratio Trans

LiftGate Lock Cylinder
Figure 23-120

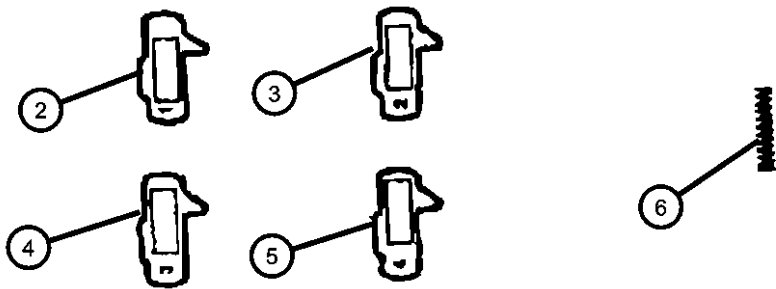
ITEM	PART NUMBER	QTY	LINE	SERIES	BODY	ENGINE	TRANS	TRIM	DESCRIPTION
1	04778117AB	1	J, T, U		49				TUMBLER, Number 1, Wide
2	04778118AB	1	J, T, U		49				TUMBLER, Number 2, Wide
3	04778119AB	1	J, T, U		49				TUMBLER, Number 3, Wide
4	04778120AB	1	J, T, U		49				TUMBLER, Number 4, Wide
5	04778121	1	J, T, U		49				SPRING, Lock Cylinder Tumbler
6	05019605AA	1	J, T, U		49				SHUTTER, Lock Cylinder
7	05191982AA	1	J, T, U		49				CAP, Liftgate Lock Cylinder
8	05170485AA	1	J, T, U		49				CLIP, Latch Rod
-9	05191983AA	1	J, T, U		49				LEVER, Sliding DoorLock Cylinder



COMPASS/PATRIOT (MK)		BODY	ENGINE	TRANSMISSION
SERIES	LINE			
H = HIGHLINE	T = JEEP - 2WD	49 = HATCHBACK TYPE #2	ECE = 2.0L 4 Cyl DOHC DPF Diesel Engine	DEF = 6-Speed Manual Aisin BG6 Trans
L = LOWLINE	J = JEEP - 4WD	74 = SPORT UTILITY 4-DR	ED3 = 2.4L 4 Cyl DOHC 16V Dual VVT Engine	DD7 = 5-Speed Manual T355 Transmission
P = PREMIUM	U = JEEP - 4WD (RHD)	TYPE #4	ECD = 2.0L 4 Cyl DOHC Diesel 16V Engine	DAV = Continuously Variable Transaxle II
			ECN = 2.0L 4 Cyl DOHC 16V Dual VVT Engine	DAW = Cont.Var. w/Off-Rd Crawl Ratio Trans

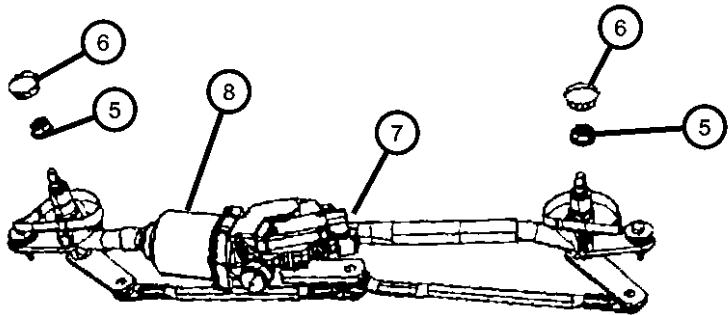
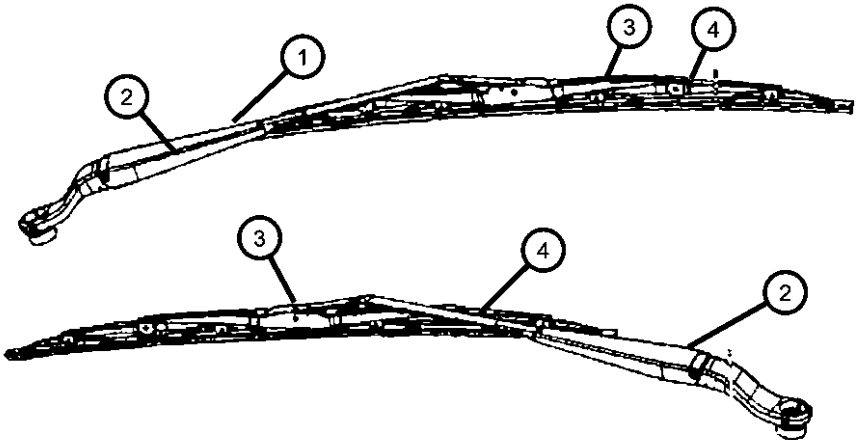
Fuel Locking Cylinder
Figure 23-125

ITEM	PART NUMBER	QTY	LINE	SERIES	BODY	ENGINE	TRANS	TRIM	DESCRIPTION
-1	68030940AA	1	J, T, U		49				CAP KIT, Fuel Tank Locking
2	05257132AB	1	J, T, U		49				TUMBLER, Number 1
3	05257133AB	1	J, T, U		49				TUMBLER, Number 2
4	05257134AB	1	J, T, U		49				TUMBLER, Number 3
5	05257135AB	1	J, T, U		49				TUMBLER, Number 4
6	04746873	1	J, T, U		49				SPRING, Lock Cylinder Tumbler



COMPASS/PATRIOT (MK)				
SERIES	LINE	BODY	ENGINE	TRANSMISSION
H = HIGHLINE	T = JEEP - 2WD	49 = HATCHBACK TYPE #2	ECE = 2.0L 4 Cyl DOHC DPF Diesel Engine	DEF = 6-Speed Manual Aisin BG6 Trans
L = LOWLINE	J = JEEP - 4WD	74 = SPORT UTILITY 4-DR TYPE #4	ED3 = 2.4L 4 Cyl DOHC 16V Dual VVT Engine	DD7 = 5-Speed Manual T355 Transmission
P = PREMIUM	U = JEEP - 4WD (RHD)		ECD = 2.0L 4 Cyl DOHC Diesel 16V Engine	DAV = Continuously Variable Transaxle II
			ECN = 2.0L 4 Cyl DOHC 16V Dual VVT Engine	DAW = Cont.Var. w/Off-Rd Crawl Ratio Trans

Front Wiper System
Figure 23-205

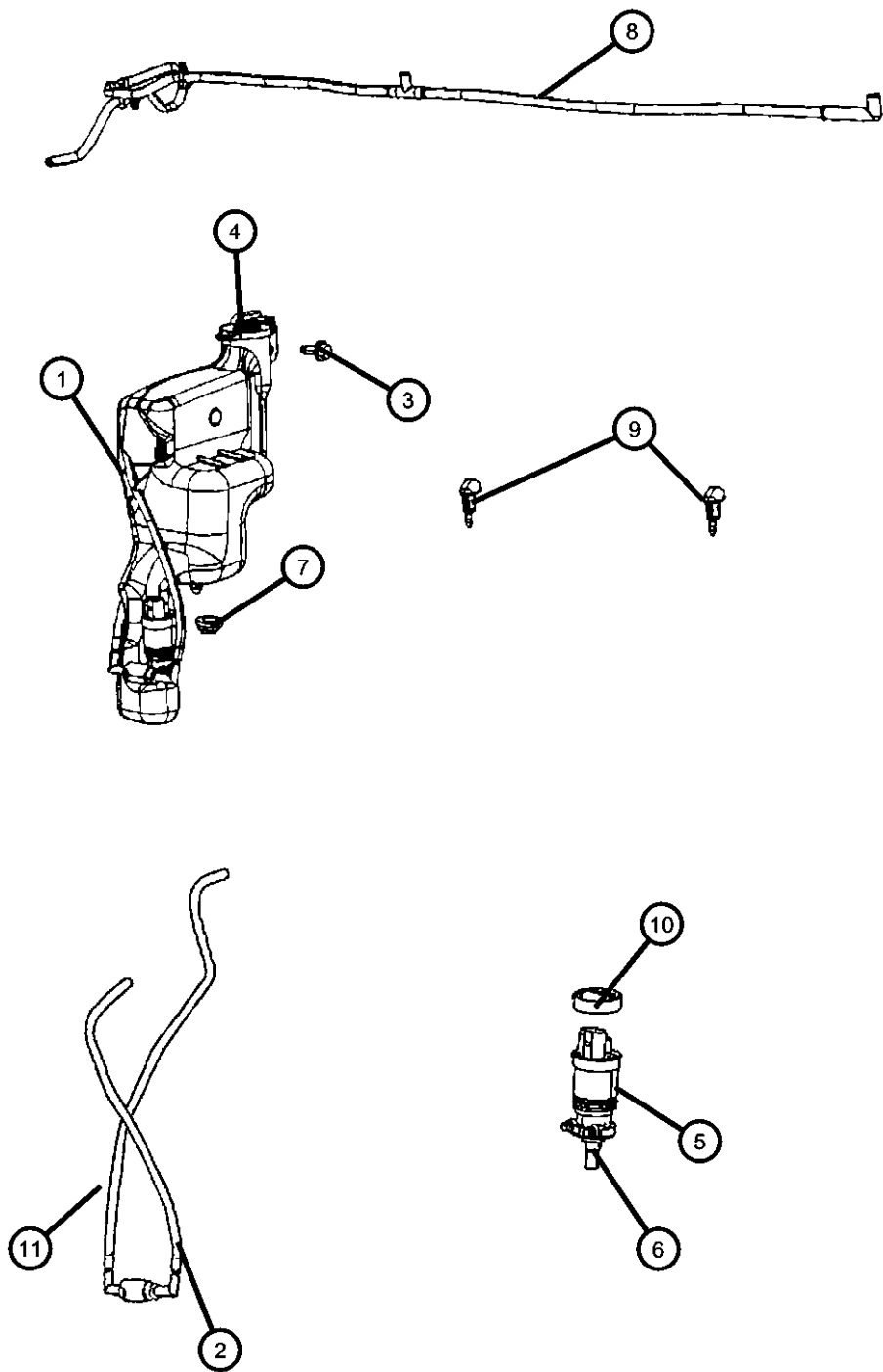


ITEM	PART NUMBER	QTY	LINE	SERIES	BODY	ENGINE	TRANS	TRIM	DESCRIPTION
1	68003730AA	1	U		74				ARM, Front Wiper, Driver
	68003737AA	1	J, T		74				
2	68003731AA	1	U		74				ARM, Front Wiper, Passenger
	68003736AA	1	J, T		74				
3	68003733AA	1	U		74				BLADE, Front Wiper, Passenger
	68003738AA	1	J, T		74				
	WB000021AE								Mopar V-Line Alternative Part
	WBW00021AE								Mopar Alternative Winter Wiper Blades
	WBFLAT07AA								Mopar Alternative Flat Blade Set
4	68003732AA	1	U		74				BLADE, Front Wiper, Driver
	68003739AA	1	J, T		74				
	WB000021AE								Mopar V-Line Alternative Part
	WBW00021AE								Mopar Alternative Winter Wiper Blades
	WBFLAT07AA								Mopar Alternative Flat Blade Set
5	06104987AA	1	J, T, U		49				NUT, M8
6	04389440	2	J, T, U		49				CAP, Wiper Arm Nut
7	04879432AC	1	J, T		74				MOTOR AND LINKAGE, Windshield wiper
	04879433AC	1	U		74				
8	68003740AA	1	U		49				MOTOR, Windshield wiper

COMPASS/PATRIOT (MK)		BODY		ENGINE	TRANSMISSION
SERIES	LINE				
H = HIGHLINE	T = JEEP - 2WD	49 = HATCHBACK TYPE #2		ECE = 2.0L 4 Cyl DOHC DPF Diesel Engine	DEF = 6-Speed Manual Aisin BG6 Trans
L = LOWLINE	J = JEEP - 4WD	74 = SPORT UTILITY 4-DR TYPE #4		ED3 = 2.4L 4 Cyl DOHC 16V Dual VVT Engine	DD7 = 5-Speed Manual T355 Transmission
P = PREMIUM	U = JEEP - 4WD (RHD)			ECD = 2.0L 4 Cyl DOHC Diesel 16V Engine	DAV = Continuously Variable Transaxle II
				ECN = 2.0L 4 Cyl DOHC 16V Dual VVT Engine	DAW = Cont.Var. w/Off-Rd Crawl Ratio Trans

AR = use ase required - = Non illustrated part

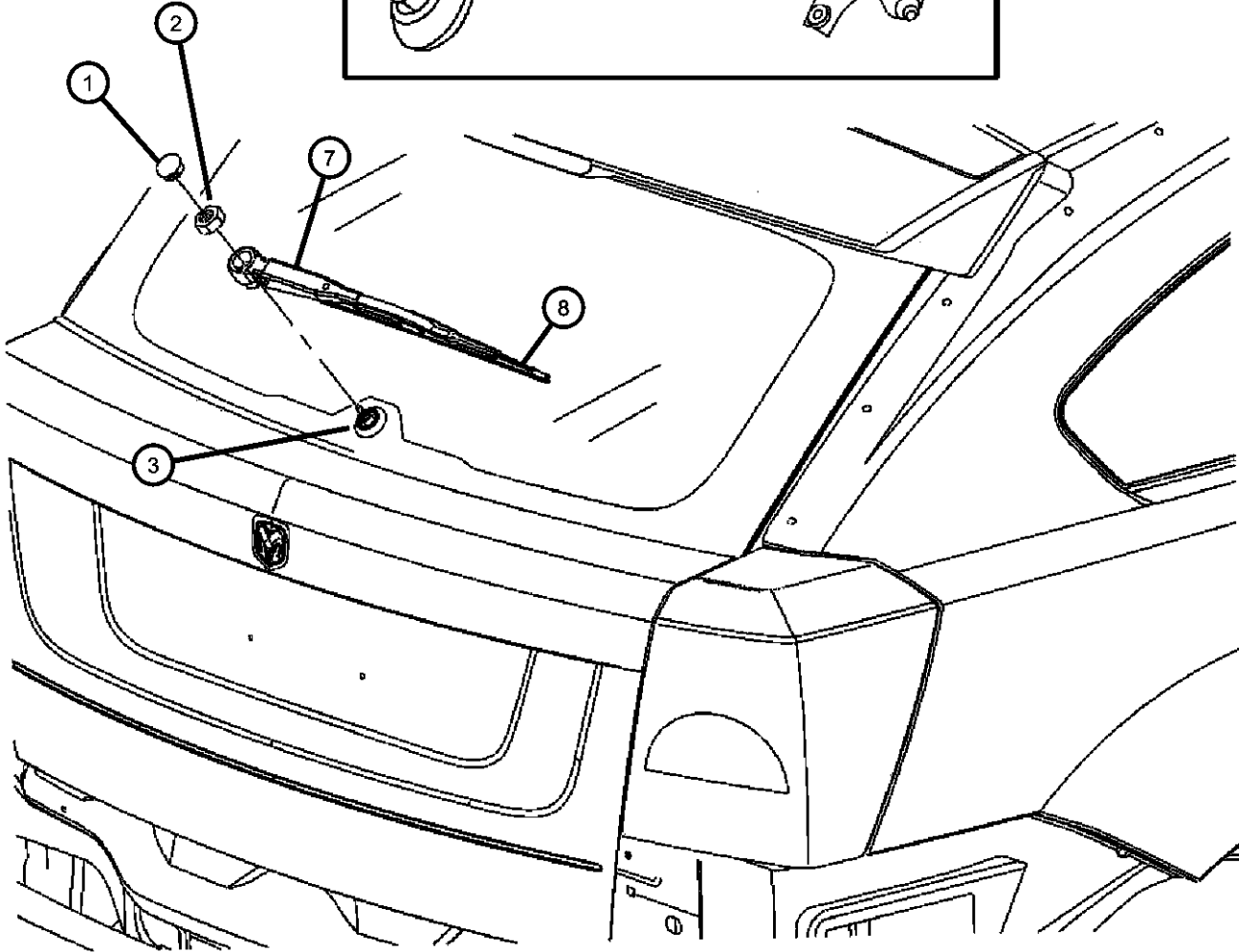
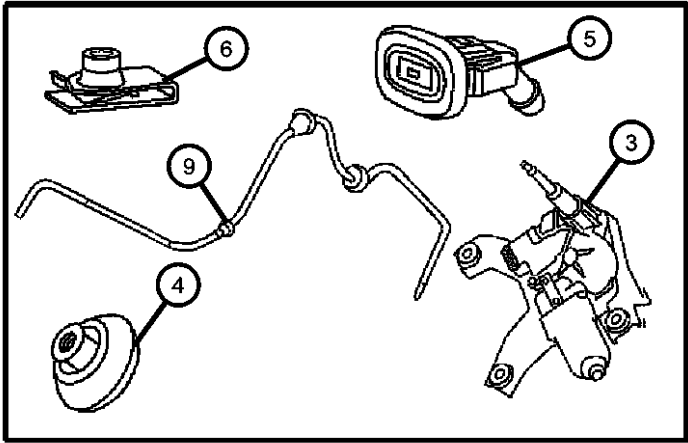
Front Washer System
Figure 23-210



ITEM	PART NUMBER	QTY	LINE	SERIES	BODY	ENGINE	TRANS	TRIM	DESCRIPTION
1	05189350AA	1	J, T, U		49				RESERVOIR, Windshield Washer
2	05189353AA	1	J, T, U		49				HOSE, Washer Reservoir
3	06105102AA	2	J, T, U		49				SCREW, M8x1.25x25, Tapping, Hex Head
4	05189351AA	1	J, T, U		49				CAP, Washer Reservoir
5	05189351AA	1							PUMP PACKAGE, Windshield Washer, (NOT SERVICED)
6	05152030AA	1	J, T, U		49				GROMMET, Windshield Washer Pump
7	05189352AA	1	J, T, U		49				GROMMET, Washer Reservoir
8	05303837AB	1	J, T, U		49				HOSE, Windshield Washer
9	05303833AA	2	J, T, U		49				NOZZLE, Windshield washer
10	05189355AA	1	J, T, U		49				RING, Locating, Windshield Washer Pump
11	05189353AA	1	J, T, U		49				HOSE, Washer Reservoir

COMPASS/PATRIOT (MK)					
SERIES	LINE	BODY	ENGINE	TRANSMISSION	
H = HIGHLINE	T = JEEP - 2WD	49 = HATCHBACK TYPE #2	ECE = 2.0L 4 Cyl DOHC DPF Diesel Engine	DEF = 6-Speed Manual Aisin BG6 Trans	
L = LOWLINE	J = JEEP - 4WD	74 = SPORT UTILITY 4-DR TYPE #4	ED3 = 2.4L 4 Cyl DOHC 16V Dual VVT Engine	DD7 = 5-Speed Manual T355 Transmission	
P = PREMIUM	U = JEEP - 4WD (RHD)		ECD = 2.0L 4 Cyl DOHC Diesel 16V Engine	DAV = Continuously Variable Transaxle II	
			ECN = 2.0L 4 Cyl DOHC 16V Dual VVT Engine	DAW = Cont.Var. w/Off-Rd Crawl Ratio Trans	

Rear Wiper System
Figure 23-305



ITEM	PART NUMBER	QTY	LINE	SERIES	BODY	ENGINE	TRANS	TRIM	DESCRIPTION
1	04389440	2	J, T, U		49				CAP, Wiper Arm Nut
2	05097674AA	3	J, T, U		49, 74				NUT, Hex
3	05116146AE	1	J, T, U		49				MOTOR, Liftgate Wiper
4	05116200AA	1	J, T, U		49				GROMMET, Rear Wiper Motor
5	05303841AA	1	J, T, U		49				NOZZLE, Liftgate Washer
6	06506035AA	2	J, T, U		49				NUT, U, M6x1.00
7	05183275AA	1	J, T, U		49				ARM, Rear Wiper
8	68003723AA	1	J, T, U		74				BLADE, Rear Wiper
9	05303839AE	1	J, T, U		49				HOSE ASSY, Rear WINDOW WIPER WASHER

COMPASS/PATRIOT (MK)		BODY	ENGINE	TRANSMISSION
SERIES	LINE			
H = HIGHLINE	T = JEEP - 2WD	49 = HATCHBACK TYPE #2	ECE = 2.0L 4 Cyl DOHC DPF Diesel Engine	DEF = 6-Speed Manual Aisin BG6 Trans
L = LOWLINE	J = JEEP - 4WD	74 = SPORT UTILITY 4-DR TYPE #4	ED3 = 2.4L 4 Cyl DOHC 16V Dual VVT Engine	DD7 = 5-Speed Manual T355 Transmission
P = PREMIUM	U = JEEP - 4WD (RHD)		ECD = 2.0L 4 Cyl DOHC Diesel 16V Engine	DAV = Continuously Variable Transaxle II
			ECN = 2.0L 4 Cyl DOHC 16V Dual VVT Engine	DAW = Cont.Var. w/Off-Rd Crawl Ratio Trans

AR = use ase required - = Non illustrated part

Group - 24

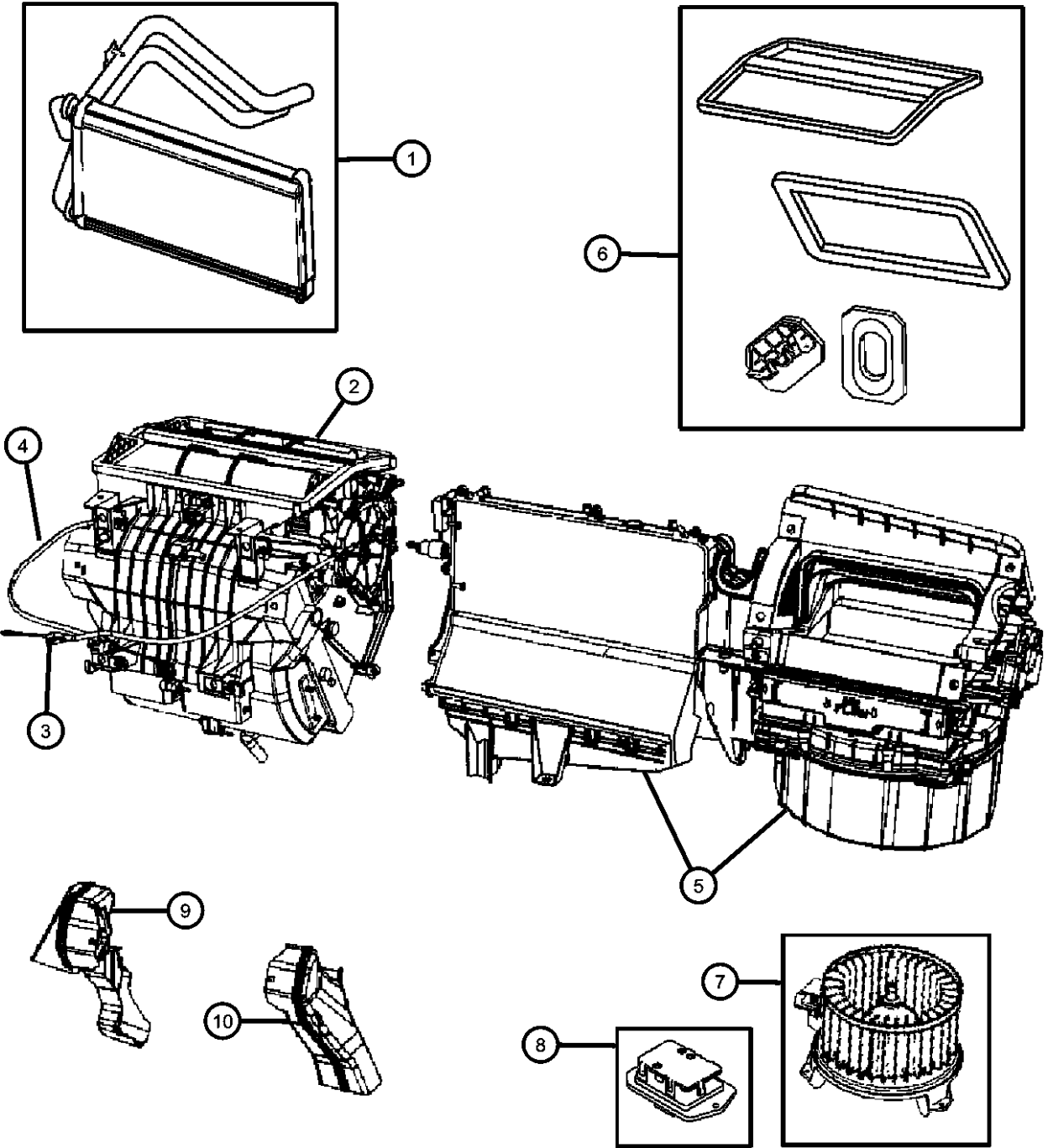
Air Conditioners and Heaters

Group - 24 Air Conditioners and Heaters

Illustration Title	Group-Fig. No.
Air Conditioner and Heater Units	
Heater Unit [LHD]	Fig. 24 - 105
Heater Unit [RHD]	Fig. 24 - 110
A/C and Heater Unit [LHD]	Fig. 24 - 120
A/C and Heater Unit [RHD]	Fig. 24 - 125
Air Conditioner and Heater Plumbing	
Heater Plumbing	Fig. 24 - 205
A/C Plumbing	Fig. 24 - 220
Air Conditioner and Heater Controls	
Heater Controls	Fig. 24 - 305
A/C and Heater Controls	Fig. 24 - 310
Air Conditioner Compressor and Mounting	
A/C Compressor	Fig. 24 - 405
A/C Compressor Mounting	Fig. 24 - 440
Air Ducts and Outlets	
Ducts and Outlets Front	Fig. 24 - 505

024-100 Air Conditioner and Heater Units	024-200 Air Conditioner and Heater Plumbing	024-300 Air Conditioner and Heater Controls	024-400 Air Conditioner Compressor and Mounting
024-500 Air Ducts and Outlets			

Heater Unit [LHD]
Figure 24-105



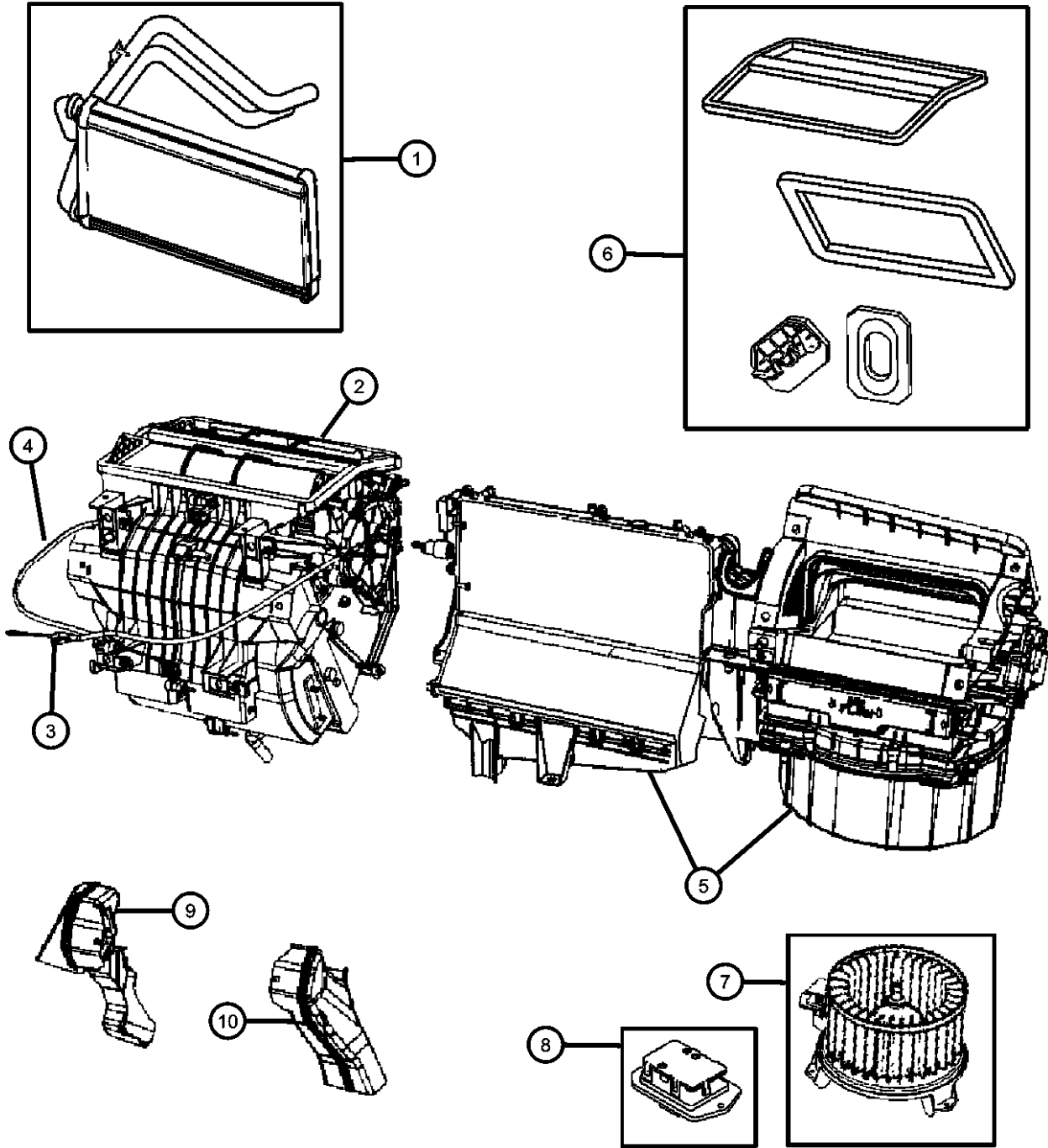
ITEM	PART NUMBER	QTY	LINE	SERIES	BODY	ENGINE	TRANS	TRIM	DESCRIPTION
1									CORE, Heater, Includes Pipe Clip and Screw
	05191347AB	1	J, T		49				
		1	J, T		74				
2									HOUSING, Distribution, Includes Defrost, Panel, Floor, and Air Mix Doors, Links, Levers, Cables
	05191349AB	1	J, T		49				
		1	J, T		74				
3									CABLE, Mode
	05191738AB	1	J, T		49				
		1	J, T		74				
4									CABLE, Temperature Control
	05191741AB	1	J, T		49				
		1	J, T		74				
5									HOUSING, Blower Motor, Includes Recirculation Door, Filter Case Door, Servo, coupler, Drain Tube
	05191801AC	1	J, T		49				
		1	J, T		74				
6									SEAL KIT, A/C And Heater Unit, Includes Case Foam, Evaporator Plate, Heater Pipe Packing, Mode Case Foam
	05191348AB	1	J, T		49				
		1	J, T		74				
7									MOTOR, Blower with Wheel, Includes Attaching Nuts
	05191345AA	1	J, T		49				
		1	J, T		74				
8									RESISTOR, Blower Motor, Includes Attaching Screws
	05191344AA	1	J, T		49				
		1	J, T		74				
9									DUCT, A/C And Heater
	05191353AA	1	J, T		49				Drivers Side
		1	J, T		74				Drivers Side

COMPASS/PATRIOT (MK)		BODY		ENGINE	TRANSMISSION
SERIES	LINE				
H = HIGHLINE	T = JEEP - 2WD	49 = HATCHBACK TYPE #2		ECE = 2.0L 4 Cyl DOHC DPF Diesel Engine	DEF = 6-Speed Manual Aisin BG6 Trans
L = LOWLINE	J = JEEP - 4WD	74 = SPORT UTILITY 4-DR TYPE #4		ED3 = 2.4L 4 Cyl DOHC 16V Dual VVT Engine	DD7 = 5-Speed Manual T355 Transmission
P = PREMIUM	U = JEEP - 4WD (RHD)			ECD = 2.0L 4 Cyl DOHC Diesel 16V Engine	DAV = Continuously Variable Transaxle II
				ECN = 2.0L 4 Cyl DOHC 16V Dual VVT Engine	DAW = Cont.Var. w/Off-Rd Crawl Ratio Trans

AR = use ase required - = Non illustrated part

Heater Unit [LHD]
Figure 24-105

ITEM	PART NUMBER	QTY	LINE	SERIES	BODY	ENGINE	TRANS	TRIM	DESCRIPTION
------	-------------	-----	------	--------	------	--------	-------	------	-------------

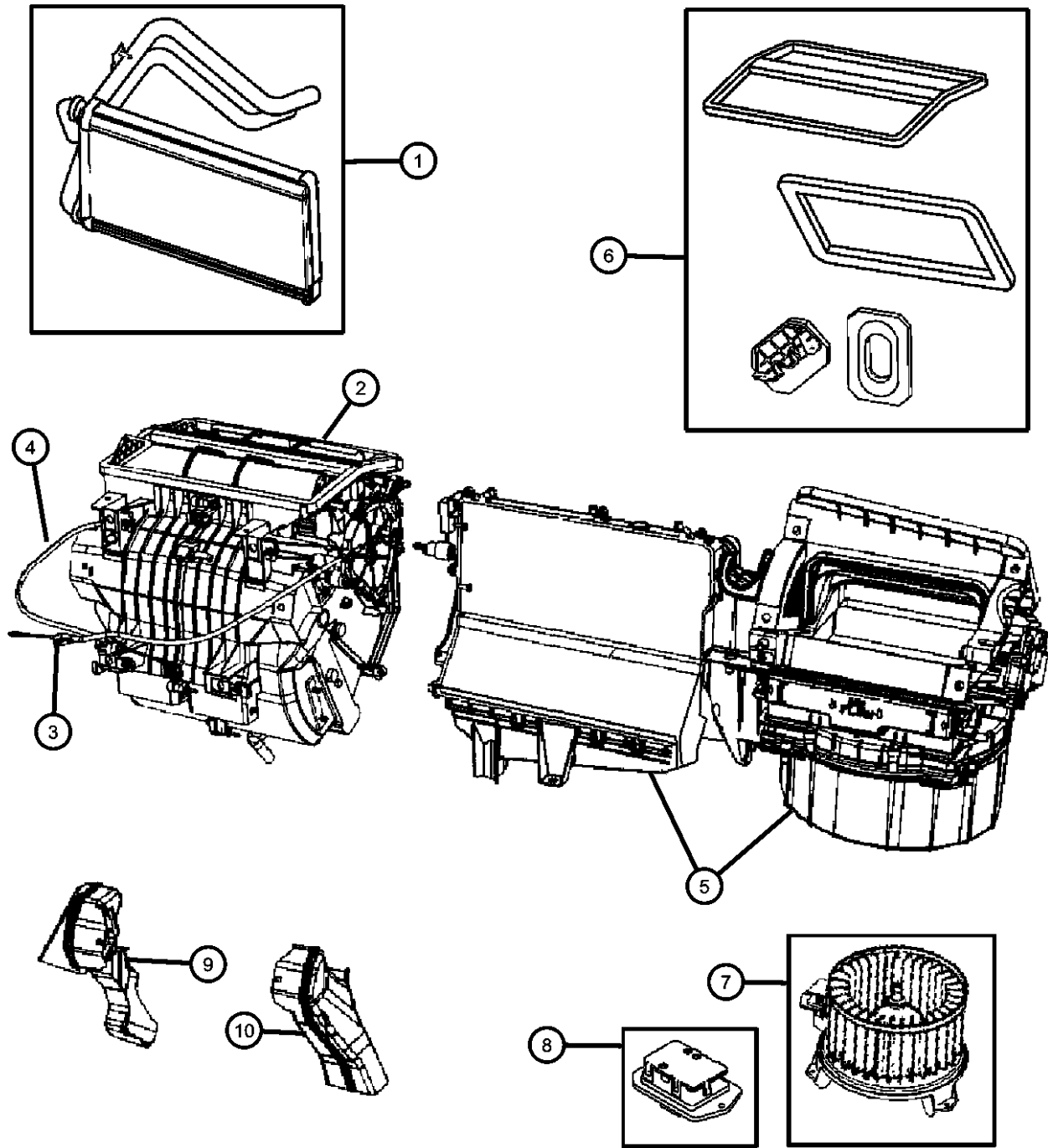


10									DUCT, A/C And Heater
	05191352AA	1	J, T		49				Passenger Side
		1	J, T		74				Passenger Side

COMPASS/PATRIOT (MK)		BODY	ENGINE	TRANSMISSION
SERIES	LINE			
H = HIGHLINE	T = JEEP - 2WD	49 = HATCHBACK TYPE #2	ECE = 2.0L 4 Cyl DOHC DPF Diesel Engine	DEF = 6-Speed Manual Aisin BG6 Trans
L = LOWLINE	J = JEEP - 4WD	74 = SPORT UTILITY 4-DR TYPE #4	ED3 = 2.4L 4 Cyl DOHC 16V Dual VVT Engine	DD7 = 5-Speed Manual T355 Transmission
P = PREMIUM	U = JEEP - 4WD (RHD)		ECD = 2.0L 4 Cyl DOHC Diesel 16V Engine	DAV = Continuously Variable Transaxle II
			ECN = 2.0L 4 Cyl DOHC 16V Dual VVT Engine	DAW = Cont.Var. w/Off-Rd Crawl Ratio Trans

AR = use ase required - = Non illustrated part

Heater Unit [RHD]
Figure 24-110

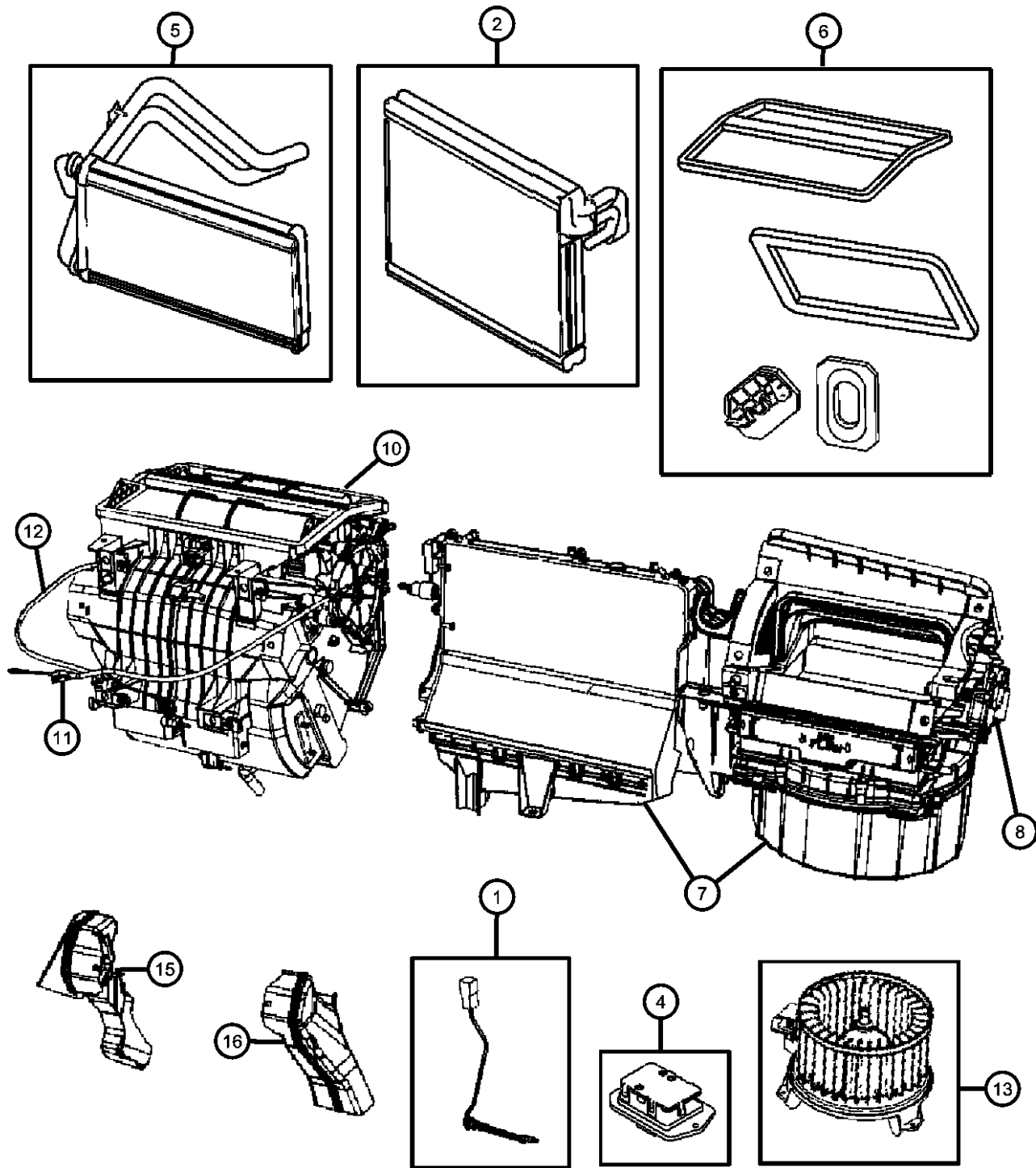


ITEM	PART NUMBER	QTY	LINE	SERIES	BODY	ENGINE	TRANS	TRIM	DESCRIPTION
1	68000469AB	1	U		49, 74				CORE, Heater, Includes Pipe Clip and Screw
2	05191349AB	1	U		49, 74				HOUSING, Distribution, Includes Defrost, Panel, Floor, and Air Mix Doors, Links, Levers, Cables
3	05191738AB	1	U		49, 74				CABLE, Mode
4	05191741AB	1	U		49, 74				CABLE, Temperature Control
5	05191740AB	1	U		49, 74				HOUSING, Blower Motor, Includes Recirculation Door,Filter Case Door, Servo, coupler, Drain Tube
6	68029649AA	1	U		49, 74	ECN, ED3			SEAL KIT, A/C And Heater Unit, Includes Case Foam, Evaperator Plate, Heater Pipe Packing, Mode Case Foam
7	05191743AA	1	U		49, 74				MOTOR, Blower with Wheel, Includes Attaching Nuts
8	05191739AA	1	U		49, 74				RESISTOR, Blower Motor, Includes Attaching Screws
9	05191736AA	1	U		49, 74				DUCT, A/C And HeaterDrivers Side
10	05191737AA	1	U		49, 74				DUCT, A/C And HeaterPassenger Side

COMPASS/PATRIOT (MK)		BODY	ENGINE	TRANSMISSION
SERIES	LINE			
H = HIGHLINE	T = JEEP - 2WD	49 = HATCHBACK TYPE #2	ECE = 2.0L 4 Cyl DOHC DPF Diesel Engine	DEF = 6-Speed Manual Aisin BG6 Trans
L = LOWLINE	J = JEEP - 4WD	74 = SPORT UTILITY 4-DR TYPE #4	ED3 = 2.4L 4 Cyl DOHC 16V Dual VVT Engine	DD7 = 5-Speed Manual T355 Transmission
P = PREMIUM	U = JEEP - 4WD (RHD)		ECD = 2.0L 4 Cyl DOHC Diesel 16V Engine	DAV = Continuously Variable Transaxle II
			ECN = 2.0L 4 Cyl DOHC 16V Dual VVT Engine	DAW = Cont.Var. w/Off-Rd Crawl Ratio Trans

AR = use ase required - = Non illustrated part

A/C and Heater Unit [LHD]
Figure 24-120

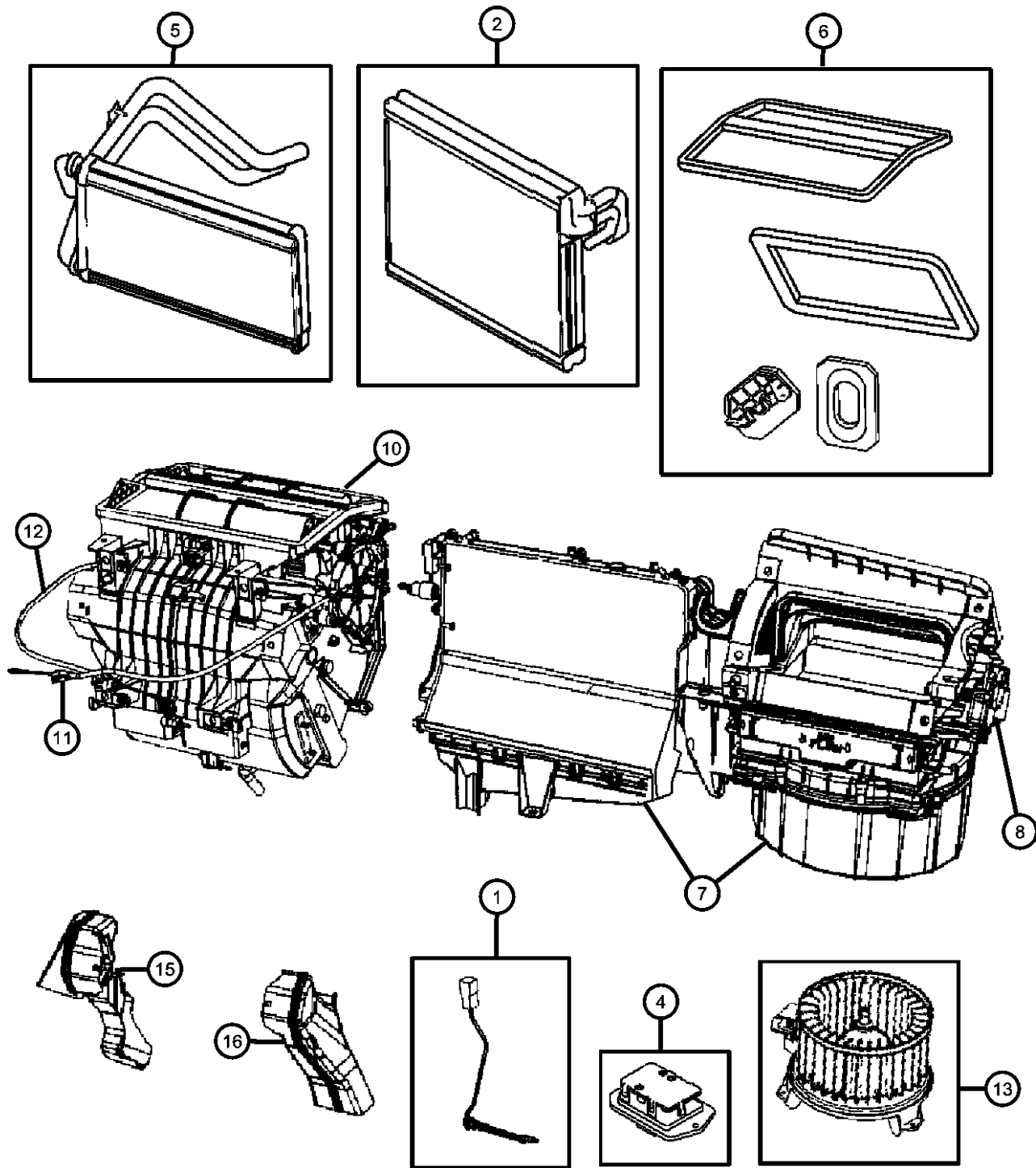


ITEM	PART NUMBER	QTY	LINE	SERIES	BODY	ENGINE	TRANS	TRIM	DESCRIPTION
1	05191343AA	1	J, T		49	ECD, ECE			PROBE, Air Conditioning, Includes Bracket
		1	J, T		74	ECD, ECE			
		1	J, T		49	ECN, ED3			
		1	J, T		74	ECN, ED3			
2	05191346AA	1	J, T		49	ECD, ECE			EVAPORATOR, Air Conditioning
		1	J, T		74	ECD, ECE			
		1	J, T		49	ECN, ED3			
		1	J, T		74	ECN, ED3			
-3	05058576AA	1	J, T, U		49				GROMMET, Drain Evaporator
		1	J, T, U		74				
4	05191344AA	1	J, T		49				RESISTOR, Blower Motor, Includes Attaching Screws
		1	J, T		74				
5	05191347AB	1	J, T		49				CORE, Heater, Includes Pipe Clip and Screw
		1	J, T		74				
6	05191348AB	1	J, T		49				SEAL KIT, A/C And Heater Unit, Includes Case Foam, Evaperator Plate, Heater Pipe Packing, Mode Case Foam
		1	J, T		74				
7	05191350AC	1	J, T		49	ECD, ECE			HOUSING, Blower Motor, Includes Recirculation Door,Filter Case Door, Servo, Coupler, Drain Tube
		1	J, T		74	ECD, ECE			
		1	J, T		49	ECN, ED3			
		1	J, T		74	ECN, ED3			
8									ACTUATOR, A/C and Heater

COMPASS/PATRIOT (MK)		BODY		ENGINE	TRANSMISSION
SERIES	LINE				
H = HIGHLINE	T = JEEP - 2WD	49 = HATCHBACK TYPE #2		ECE = 2.0L 4 Cyl DOHC DPF	DEF = 6-Speed Manual Aisin BG6
L = LOWLINE	J = JEEP - 4WD	74 = SPORT UTILITY 4-DR		Diesel Engine	Trans
P = PREMIUM	U = JEEP - 4WD (RHD)	TYPE #4		ED3 = 2.4L 4 Cyl DOHC 16V	DD7 = 5-Speed Manual T355
				Dual VVT Engine	Transmission
				ECD = 2.0L 4 Cyl DOHC	DAV = Continuously Variable
				Diesel 16V Engine	Transaxle II
				ECN = 2.0L 4 Cyl DOHC 16V	DAW = Cont.Var. w/Off-Rd Crawl
				Dual VVT Engine	Ratio Trans

AR = use ase required - = Non illustrated part

A/C and Heater Unit [LHD]
Figure 24-120

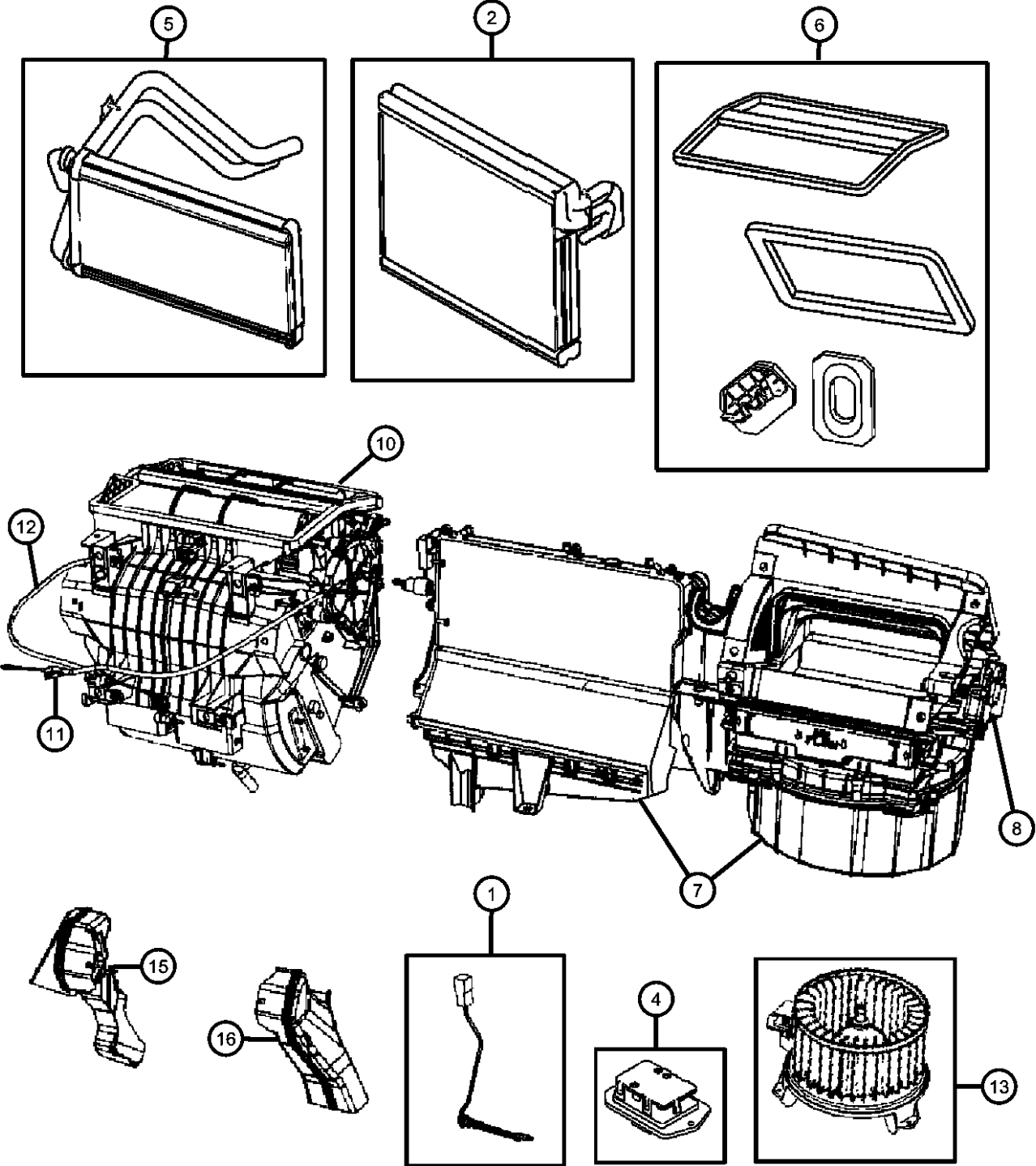


ITEM	PART NUMBER	QTY	LINE	SERIES	BODY	ENGINE	TRANS	TRIM	DESCRIPTION
	68000470AA	1	J, T		49				HOSE, Drain
		1	J, T		74				
-9	68018107AB	1	J, T		49				HOUSING, Distribution, Includes Defrost, Panel, Floor, and Air Mix Doors, Links, Levers, Cables
		1	J, T		74				
10	05191349AB	1	J, T		49	ECN, ED3			
		1	J, T		74	ECN, ED3			
	05191734AB	1	J, T		49	ECD, ECE			
		1	J, T		74	ECD, ECE			
11	05191738AB	1	J, T		49				CABLE, Mode
		1	J, T		74				
12	05191741AB	1	J, T		49				CABLE, Temperature Control
		1	J, T		74				
13	05191345AA	1	J, T		49				MOTOR, Blower with Wheel, Includes Attaching Nuts
		1	J, T		74				
-14	05191742AA	1	J, T		49	ECD, ECE			HEATER, Cab
		1	J, T		74	ECD, ECE			
15	05191353AA	1	J, T		49				DUCT, A/C And Heater Drivers Side
		1	J, T		74				
16	05191352AA	1	J, T		49				DUCT, A/C And Heater Passenger Side
		1	J, T		74				
-17									FILTER, A/C and Heater Unit

COMPASS/PATRIOT (MK)		BODY		ENGINE	TRANSMISSION
SERIES	LINE				
H = HIGHLINE	T = JEEP - 2WD	49 = HATCHBACK TYPE #2		ECE = 2.0L 4 Cyl DOHC DPF Diesel Engine	DEF = 6-Speed Manual Aisin BG6 Trans
L = LOWLINE	J = JEEP - 4WD	74 = SPORT UTILITY 4-DR TYPE #4		ED3 = 2.4L 4 Cyl DOHC 16V Dual VVT Engine	DD7 = 5-Speed Manual T355 Transmission
P = PREMIUM	U = JEEP - 4WD (RHD)			ECD = 2.0L 4 Cyl DOHC Diesel 16V Engine	DAV = Continuously Variable Transaxle II
				ECN = 2.0L 4 Cyl DOHC 16V Dual VVT Engine	DAW = Cont.Var. w/Off-Rd Crawl Ratio Trans

AR = use ase required - = Non illustrated part

A/C and Heater Unit [LHD]
Figure 24-120



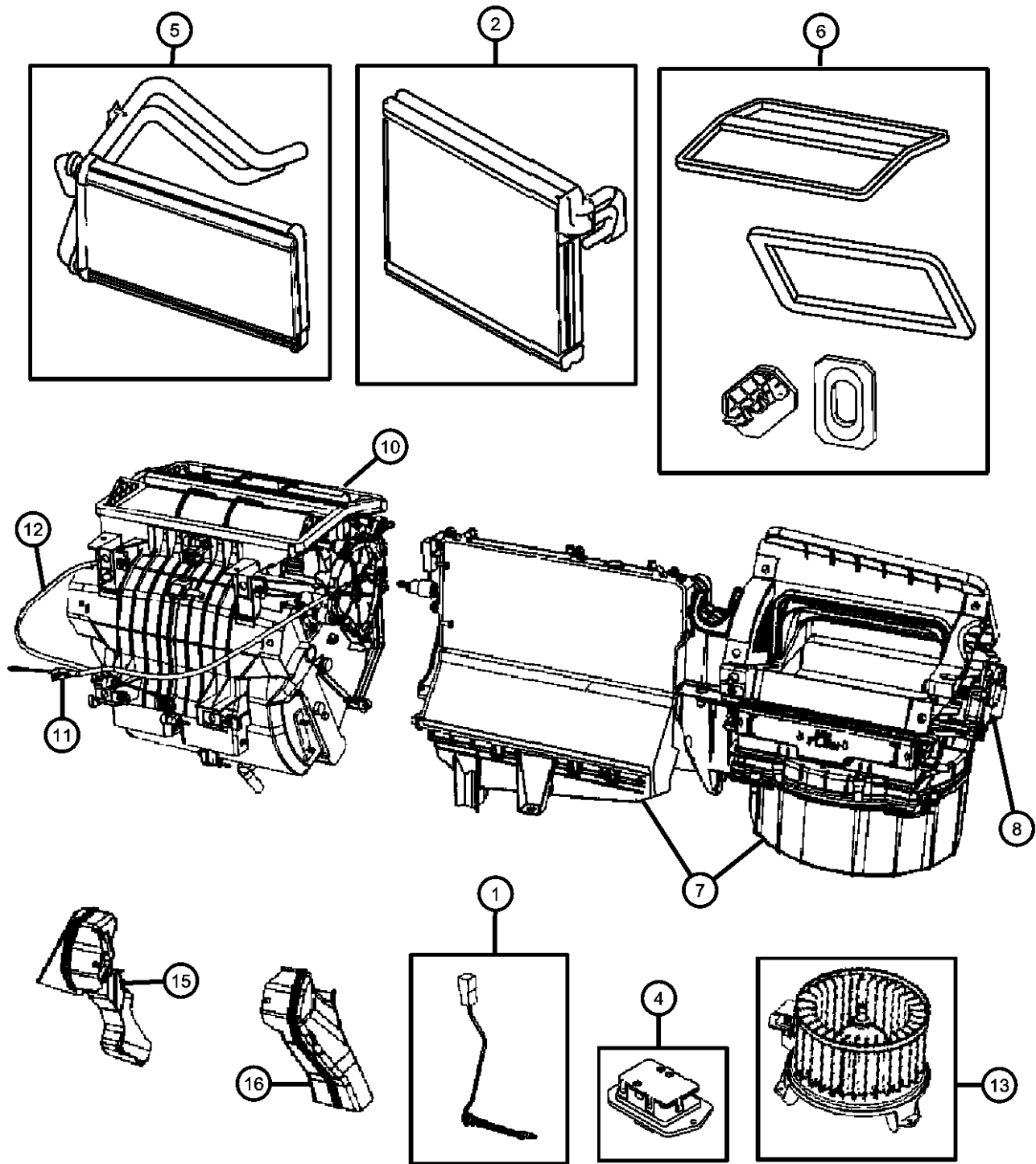
ITEM	PART NUMBER	QTY	LINE	SERIES	BODY	ENGINE	TRANS	TRIM	DESCRIPTION
------	-------------	-----	------	--------	------	--------	-------	------	-------------

05058693AA	1	J, T, U			49				
	1	J, T, U			74				

COMPASS/PATRIOT (MK)		BODY		ENGINE	TRANSMISSION
SERIES	LINE				
H = HIGHLINE	T = JEEP - 2WD	49 = HATCHBACK TYPE #2		ECE = 2.0L 4 Cyl DOHC DPF Diesel Engine	DEF = 6-Speed Manual Aisin BG6 Trans
L = LOWLINE	J = JEEP - 4WD	74 = SPORT UTILITY 4-DR TYPE #4		ED3 = 2.4L 4 Cyl DOHC 16V Dual VVT Engine	DD7 = 5-Speed Manual T355 Transmission
P = PREMIUM	U = JEEP - 4WD (RHD)			ECD = 2.0L 4 Cyl DOHC Diesel 16V Engine	DAV = Continuously Variable Transaxle II
				ECN = 2.0L 4 Cyl DOHC 16V Dual VVT Engine	DAW = Cont.Var. w/Off-Rd Crawl Ratio Trans

AR = use ase required - = Non illustrated part

A/C and Heater Unit [RHD]
Figure 24-125

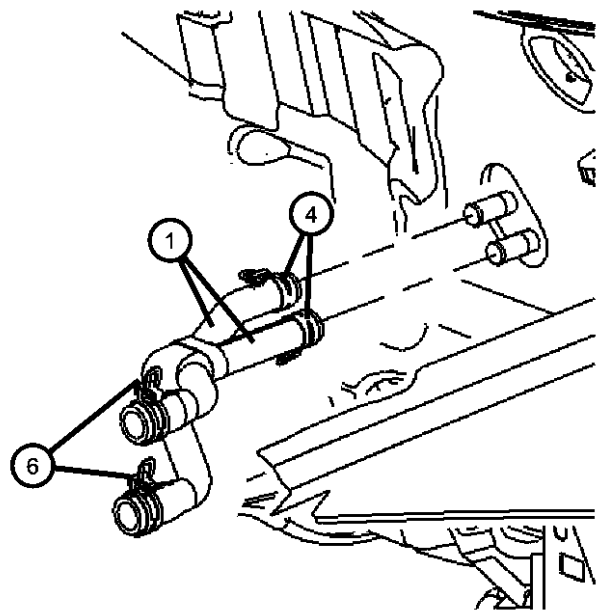



ITEM	PART NUMBER	QTY	LINE	SERIES	BODY	ENGINE	TRANS	TRIM	DESCRIPTION
1									PROBE, Air Conditioning, Includes Bracket
	05191343AA	1	U		49, 74	ECD, ECE			
		1	U		49, 74	ED3			
2									EVAPORATOR, Air Conditioning
	05191346AA	1	U		49, 74	ECD, ECE			
		1	U		49, 74	ED3			
-3									GROMMET, Drain
	05058576AA	1	J, T, U		49				Evaporator
		1	J, T, U		74				Evaporator
4	05191739AA	1	U		49, 74				RESISTOR, Blower Motor, Includes Attaching Screws
5	68000469AB	1	U		49, 74				CORE, Heater, Includes Pipe Clip and Screw
6	68029649AA	1	U		49, 74	ED3			SEAL KIT, A/C And Heater Unit, Includes Case Foam, Evaporator Plate, Heater Pipe Packing, Mode Case Foam
7									HOUSING, Blower Motor, Includes Recirculation Door,Filter Case Door, Servo, Coupler, Drain Tube
	05191735AB	1	U		49, 74	ECD, ECE			
		1	U		49, 74	ED3			
8	68000470AA	1	U		49, 74				ACTUATOR, A/C and Heater
-9	68018107AB	1	U		49, 74				HOSE, Drain
10	05191349AB	1	U		49, 74				HOUSING, Distribution, Includes Defrost, Panel, Floor, and Air Mix Doors, Links, Levers, Cables
11	05191738AB	1	U		49, 74				CABLE, Mode
12	05191741AB	1	U		49, 74				CABLE, Temperature Control
13	05191743AA	1	U		49, 74				MOTOR, Blower with Wheel, Includes Attaching Nuts
-14	05191742AA	1	U		49, 74	ECD, ECE			HEATER, Cab
15	05191736AA	1	U		49, 74				DUCT, A/C And HeaterDriver Side
16	05191737AA	1	U		49, 74				DUCT, A/C And Heater
-17									FILTER, A/C and Heater Unit
	05058693AA	1	J, T, U		49				
		1	J, T, U		74				

COMPASS/PATRIOT (MK)		BODY		ENGINE		TRANSMISSION	
SERIES	LINE						
H = HIGHLINE	T = JEEP - 2WD	49 = HATCHBACK TYPE #2		ECE = 2.0L 4 Cyl DOHC DPF Diesel Engine		DEF = 6-Speed Manual Aisin BG6 Trans	
L = LOWLINE	J = JEEP - 4WD	74 = SPORT UTILITY 4-DR TYPE #4		ED3 = 2.4L 4 Cyl DOHC 16V Dual VVT Engine		DD7 = 5-Speed Manual T355 Transmission	
P = PREMIUM	U = JEEP - 4WD (RHD)			ECD = 2.0L 4 Cyl DOHC Diesel 16V Engine		DAV = Continuously Variable Transaxle II	
				ECN = 2.0L 4 Cyl DOHC 16V Dual VVT Engine		DAW = Cont.Var. w/Off-Rd Crawl Ratio Trans	

AR = use ase required - = Non illustrated part

Heater Plumbing
Figure 24-205



ITEM	PART NUMBER	QTY	LINE	SERIES	BODY	ENGINE	TRANS	TRIM	DESCRIPTION
------	----------------	-----	------	--------	------	--------	-------	------	-------------

Sales Code:

[ED3] = [2.4L]DOHC Gas Engine

[ECN] = [2.0L]DOHC Gas Engine

[ECD] = [2.0L] DOHC Diesel Engine without Balance Shafts

[ECE] = [2.0L] DOHC Diesel Engine with Balance Shafts

[DAV] = Continuously Variable Transmission

[DAW] = Continuously Variable Transmission with Off Road Crawl Ratio

[DD7] = Five Speed Manual

[DEF] = Six Speed Manual

1									HOSE, Heater Supply and Return
	05058262AD	1	J, T, U		49	ECN, ED3			
		1	J, T, U		74	ECN, ED3			
	05058626AA	1	J, T, U		49	ECE			
		1	J, T, U		74	ECE			
2									HOSE, Heater Supply
	05058226AD	1	J, T, U		49	ECD			
		1	J, T, U		74	ECD			
3									HOSE, Heater Return
	05058303AD	1	J, T, U		49	ECD			
		1	J, T, U		74	ECD			
4									CLAMP, Hose, 24X15
	06502017	1	J, T, U		49	ECD			
		1	J, T, U		74	ECD			
5									CLAMP, Hose, 27X15
	06502018	1	J, T, U		49	ECD			
		1	J, T, U		74	ECD			
6									CLAMP, Hose, 29X15
	06502019	1	J, T, U		49	ECN, ED3			
		1	J, T, U		74	ECN, ED3			

COMPASS/PATRIOT (MK)

SERIES LINE

H = HIGHLINE T = JEEP - 2WD

L = LOWLINE J = JEEP - 4WD

P = PREMIUM U = JEEP - 4WD (RHD)

BODY

49 = HATCHBACK TYPE #2

74 = SPORT UTILITY 4-DR

TYPE #4

ENGINE

ECE = 2.0L 4 Cyl DOHC DPF

Diesel Engine

ED3 = 2.4L 4 Cyl DOHC 16V

Dual VVT Engine

ECD = 2.0L 4 Cyl DOHC

Diesel 16V Engine

ECN = 2.0L 4 Cyl DOHC 16V

Dual VVT Engine

TRANSMISSION

DEF = 6-Speed Manual Aisin BG6

Trans

DD7 = 5-Speed Manual T355

Transmission

DAV = Continuously Variable

Transaxle II

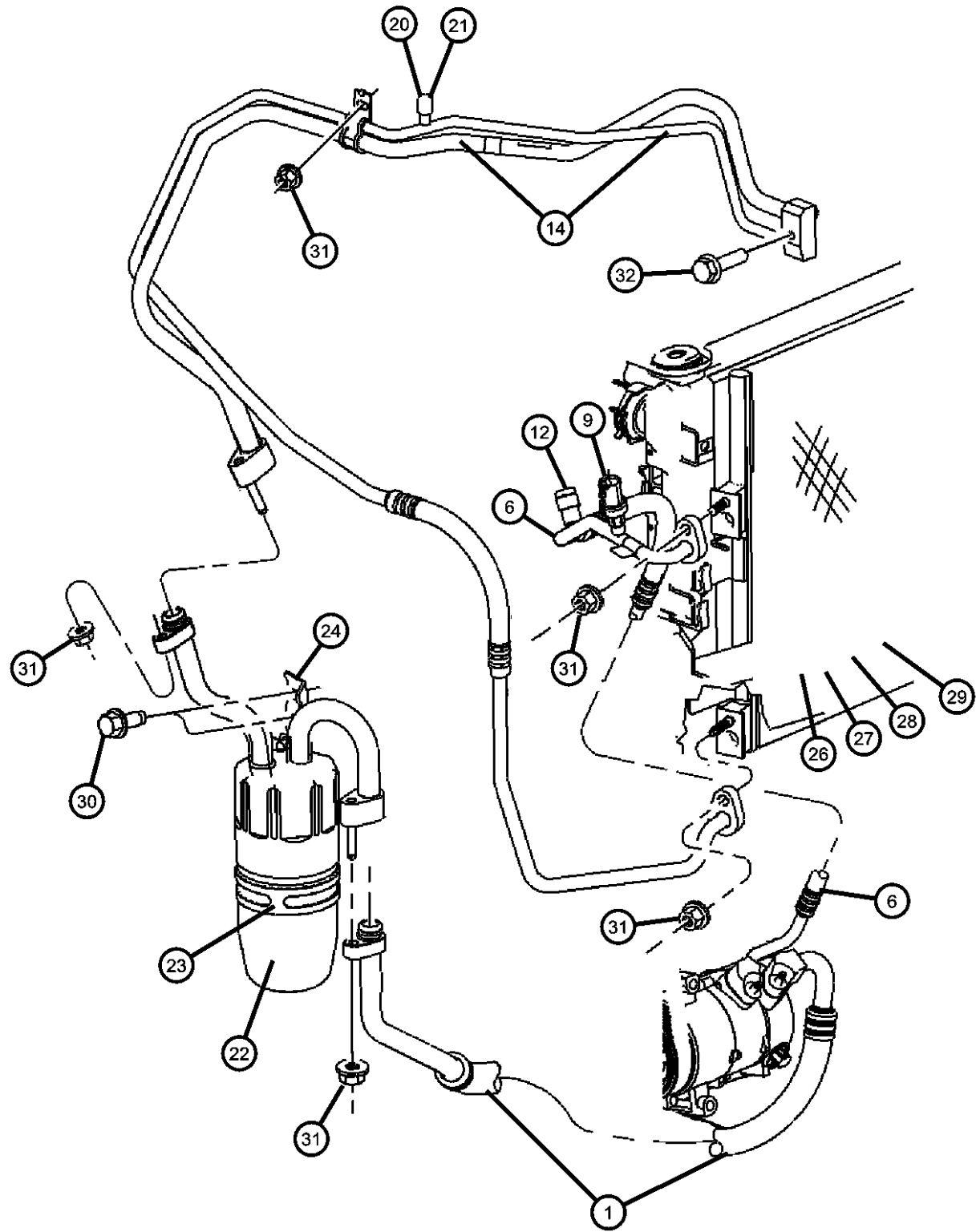
DAW = Cont.Var. w/Off-Rd Crawl

Ratio Trans

AR = use ase required - = Non illustrated part

2008 MK

A/C Plumbing
Figure 24-220



ITEM	PART NUMBER	QTY	LINE	SERIES	BODY	ENGINE	TRANS	TRIM	DESCRIPTION
------	-------------	-----	------	--------	------	--------	-------	------	-------------

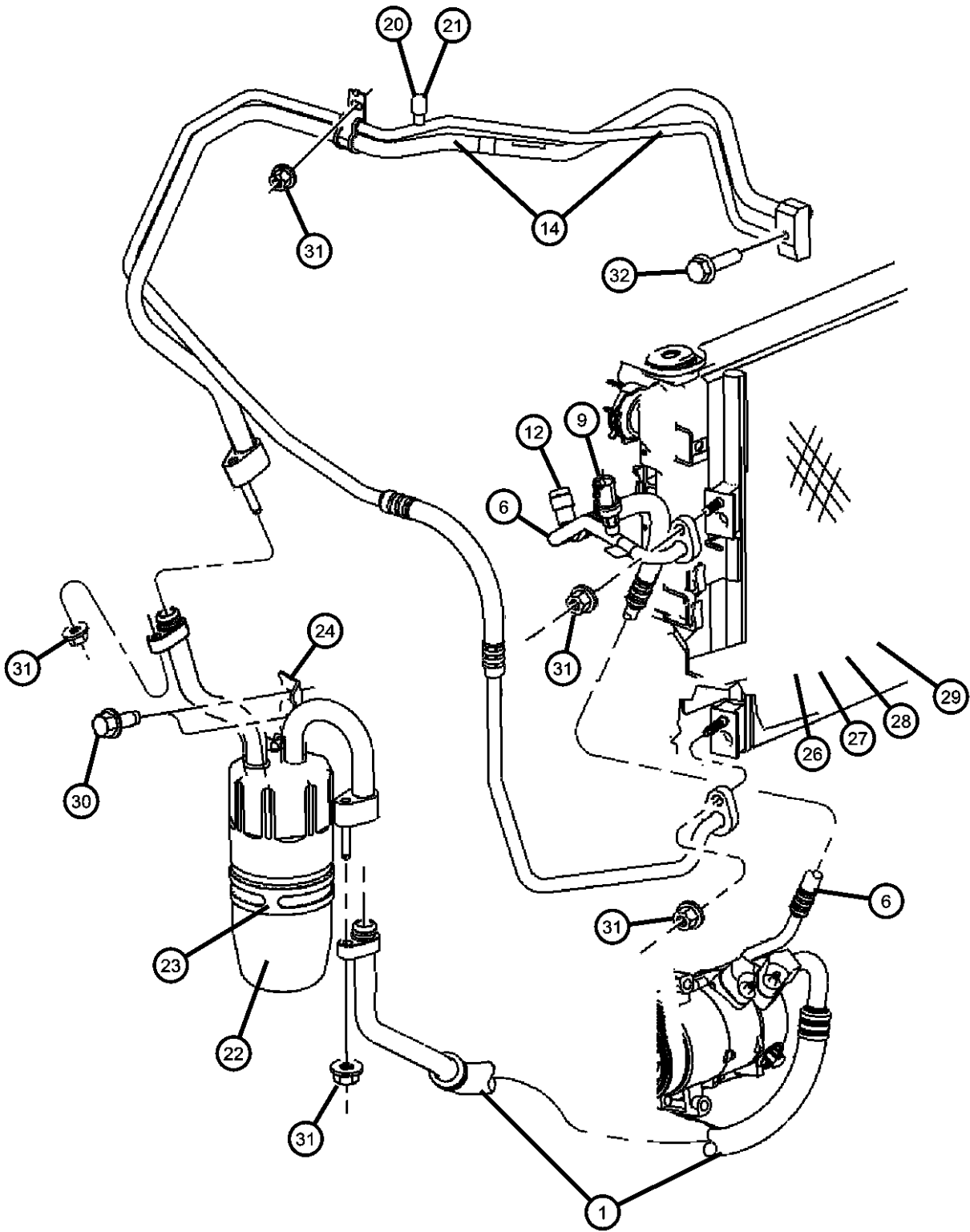
Sales Code :
[ED3] = [2.4L]DOHC Gas Engine
[ECN] = [2.0L]DOHC Gas Engine
[ECD] = [2.0L] DOHC Diesel Engine without Balance Shafts
[ECE] = [2.0L] DOHC Diesel Engine with Balance Shafts
[DAV] = Continuously Variable Transmission
[DAW] = Continuously Variable Transmission with Off Road Crawl Ratio
[DD7] = Five Speed Manual
[DEF] = Six Speed Manual

1									LINE, A/C Suction
	05058151AB	1	J, T, U		49	ECN, ED3			
		1	J, T, U		74	ECN, ED3			
	05058230AB	1	J, T, U		49	ECD, ECE			
		1	J, T, U		74	ECD, ECE			
-2									O RING, A/C Line
	05189357AA	1	J, T, U		49	ECN, ED3			Accumulator End
		1	J, T, U		74	ECN, ED3			Accumulator End
		1	J, T, U		49	ECD, ECE			Accumulator End
		1	J, T, U		74	ECD, ECE			Accumulator End
-3									SEAL, Slim Line
	05189358AA	1	J, T, U		49	ECN, ED3			Drier End
		1	J, T, U		74	ECN, ED3			Drier End
		1	J, T, U		49	ECD, ECE			Drier End
		1	J, T, U		74	ECD, ECE			Drier End
-4									O RING, A/C Line
	05189359AA	1	J, T, U		49	ECN, ED3			Compressor End
		1	J, T, U		74	ECN, ED3			Compressor End
		1	J, T, U		49	ECD, ECE			Compressor End
		1	J, T, U		74	ECD, ECE			Compressor End
-5									SEAL, Slim Line
	05189360AA	1	J, T, U		49	ECN, ED3			Compressor End
		1	J, T, U		74	ECN, ED3			Compressor End
		1	J, T, U		49	ECD, ECE			Compressor End
		1	J, T, U		74	ECD, ECE			Compressor End
6									LINE, A/C Discharge

COMPASS/PATRIOT (MK)		BODY		ENGINE		TRANSMISSION	
SERIES	LINE						
H = HIGHLINE	T = JEEP - 2WD	49 = HATCHBACK TYPE #2	ECE = 2.0L 4 Cyl DOHC DPF Diesel Engine	DEF = 6-Speed Manual Aisin BG6 Trans			
L = LOWLINE	J = JEEP - 4WD	74 = SPORT UTILITY 4-DR TYPE #4	ED3 = 2.4L 4 Cyl DOHC 16V Dual VVT Engine	DD7 = 5-Speed Manual T355 Transmission			
P = PREMIUM	U = JEEP - 4WD (RHD)		ECD = 2.0L 4 Cyl DOHC Diesel 16V Engine	DAV = Continuously Variable Transaxle II			
			ECN = 2.0L 4 Cyl DOHC 16V Dual VVT Engine	DAW = Cont.Var. w/Off-Rd Crawl Ratio Trans			

AR = use ase required - = Non illustrated part

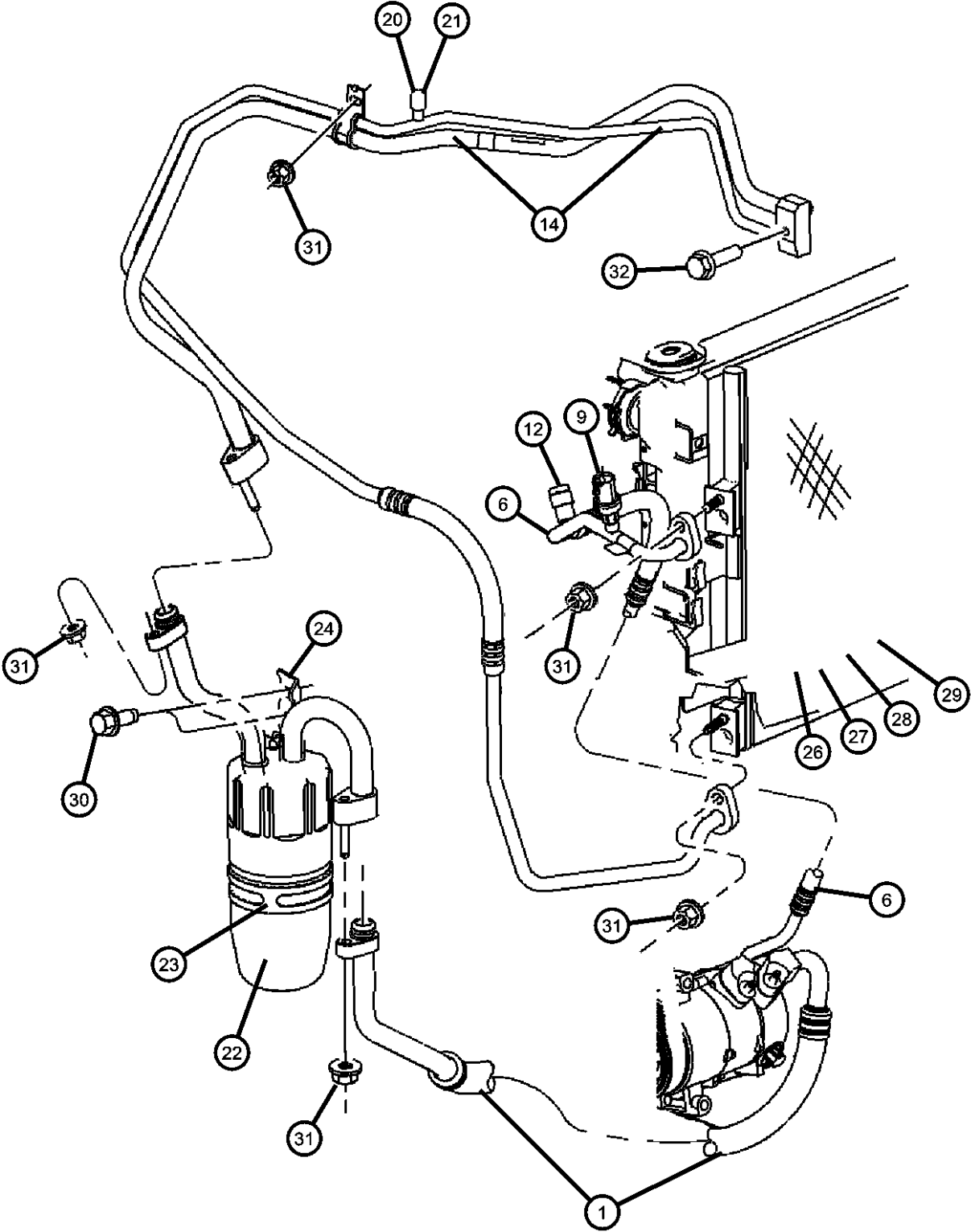
A/C Plumbing
Figure 24-220



ITEM	PART NUMBER	QTY	LINE	SERIES	BODY	ENGINE	TRANS	TRIM	DESCRIPTION
	05058229AB	1	J, T, U		49	ECD, ECE			
		1	J, T, U		74	ECD, ECE			
	05058553AB	1	J, T, U		49	ECN, ED3			
		1	J, T, U		74	ECN, ED3			
-7									SEAL, Slim Line
	05189360AA	1	J, T, U		49	ECN, ED3			Compressor and Condenser End
		1	J, T, U		74	ECN, ED3			Compressor and Condenser End
	05189362AA	2	J, T, U		49	ECD			Compressor and Condenser End
		2	J, T, U		74	ECD			Compressor and Condenser End
-8									O RING, A/C Line
	05189361AA	2	J, T, U		49	ECN, ED3			Compressor and Condenser End
		2	J, T, U		74	ECN, ED3			Compressor and Condenser End
		2	J, T, U		49	ECD			Compressor and Condenser End
		2	J, T, U		74	ECD			Compressor and Condenser End
9									VALVE, A/C pressure Transducer
	05174039AB	1	J, T, U		49	ECN, ED3			
		1	J, T, U		74	ECN, ED3			
		1	J, T, U		49	ECD, ECE			
		1	J, T, U		74	ECD, ECE			
-10									O RING, A/C Line
	05183358AA	1	J, T, U		49	ECN, ED3			Transducer to Line
		1	J, T, U		74	ECN, ED3			Transducer to Line
		1	J, T, U		49	ECD, ECE			Transducer to Line
		1	J, T, U		74	ECD, ECE			Transducer to Line
-11									VALVE, A/C Discharge Line Check
	05003862AA	1	J, T, U		49	ECN, ED3			
		1	J, T, U		74	ECN, ED3			
		1	J, T, U		49	ECD, ECE			
		1	J, T, U		74	ECD, ECE			
12									CAP, A/C Charge Valve
	05161786AA	1	J, T, U		49	ECN, ED3			
		1	J, T, U		74	ECN, ED3			

COMPASS/PATRIOT (MK)		BODY		ENGINE		TRANSMISSION	
SERIES	LINE						
H = HIGHLINE	T = JEEP - 2WD	49 = HATCHBACK TYPE #2		ECE = 2.0L 4 Cyl DOHC DPF Diesel Engine		DEF = 6-Speed Manual Aisin BG6 Trans	
L = LOWLINE	J = JEEP - 4WD	74 = SPORT UTILITY 4-DR TYPE #4		ED3 = 2.4L 4 Cyl DOHC 16V Dual VVT Engine		DD7 = 5-Speed Manual T355 Transmission	
P = PREMIUM	U = JEEP - 4WD (RHD)			ECD = 2.0L 4 Cyl DOHC Diesel 16V Engine		DAV = Continuously Variable Transaxle II	
				ECN = 2.0L 4 Cyl DOHC 16V Dual VVT Engine		DAW = Cont.Var. w/Off-Rd Crawl Ratio Trans	

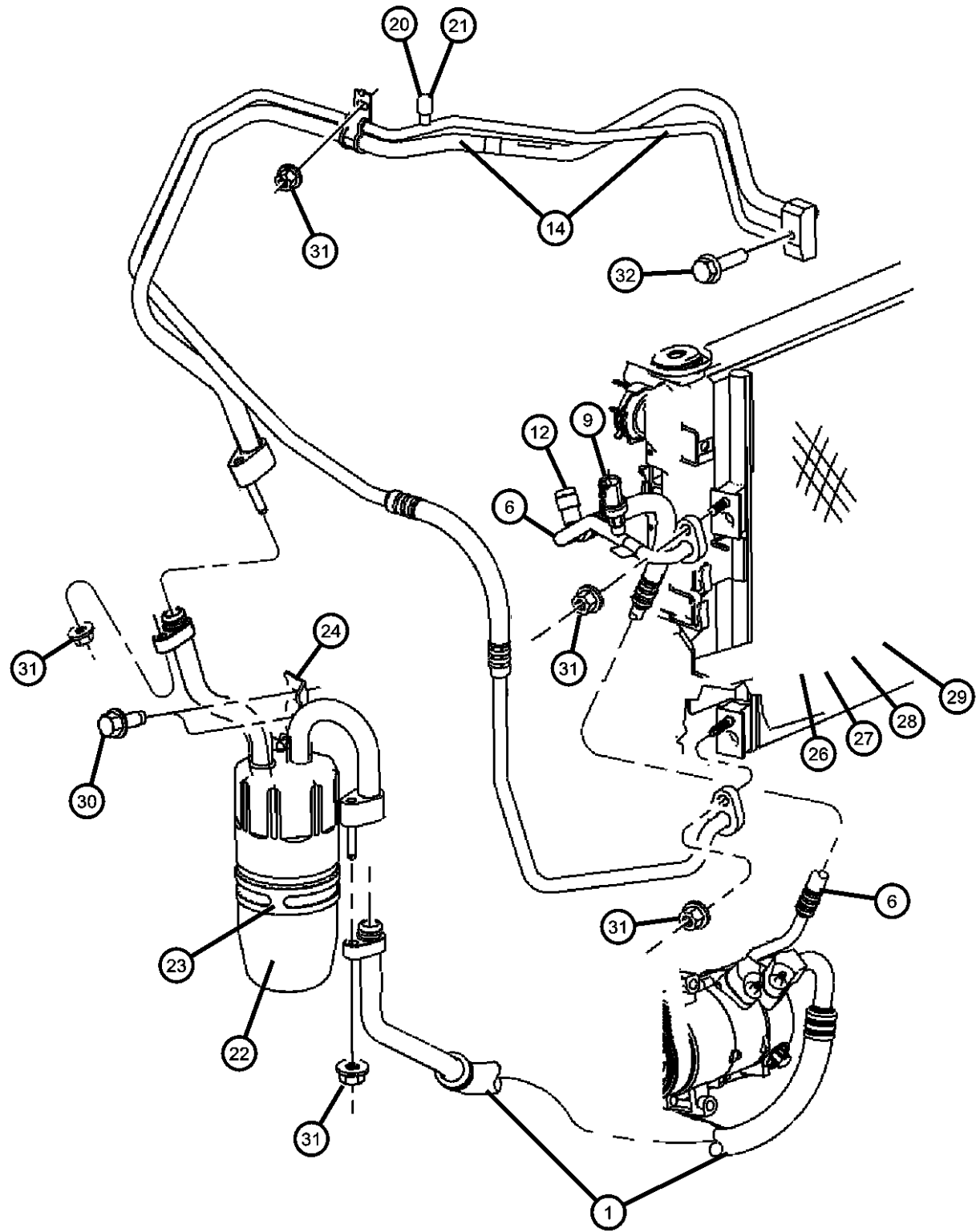
A/C Plumbing
Figure 24-220



ITEM	PART NUMBER	QTY	LINE	SERIES	BODY	ENGINE	TRANS	TRIM	DESCRIPTION
-13	05189364AA	1	J, T, U		49	ECD, ECE			VALVE CORE, A/C Line
		1	J, T, U		74	ECD, ECE			
	05189365AA	1	J, T, U		49	ECN, ED3			
		1	J, T, U		74	ECN, ED3			
14		1	J, T, U		49	ECD, ECE			LINE, A/C Suction And Liquid
		1	J, T, U		74	ECD, ECE			
	05058152AE	1	J, T, U		49	ECN, ED3			
		1	J, T, U		74	ECN, ED3			
-15	05058278AE	1	J, T, U		49, 74	ECD			O RING, A/C Line
	05189361AA	2	J, T, U		49	ECN, ED3			
		2	J, T, U		74	ECN, ED3			
		2	J, T, U		49	ECD			
-16		2	J, T, U		74	ECD			SEAL, Slim Line
	05189362AA	2	J, T, U		49	ECN, ED3			
		2	J, T, U		74	ECN, ED3			
		2	J, T, U		49	ECD			
-17		2	J, T, U		74	ECD			SEAL, A/C Line, Slim Line
	05096243AA	2	J, T, U		49	ECN, ED3			
		2	J, T, U		74	ECN, ED3			
		2	J, T, U		49	ECD			
-18		2	J, T, U		74	ECD			SEAL, A/C Line, Slim Line
	05096242AA	2	J, T, U		49	ECN, ED3			
		2	J, T, U		74	ECN, ED3			
		2	J, T, U		49	ECD			
-19		2	J, T, U		74	ECD			O RING, A/C Line

COMPASS/PATRIOT (MK)		BODY		ENGINE		TRANSMISSION	
SERIES	LINE						
H = HIGHLINE	T = JEEP - 2WD	49 = HATCHBACK TYPE #2		ECE = 2.0L 4 Cyl DOHC DPF Diesel Engine		DEF = 6-Speed Manual Aisin BG6 Trans	
L = LOWLINE	J = JEEP - 4WD	74 = SPORT UTILITY 4-DR TYPE #4		ED3 = 2.4L 4 Cyl DOHC 16V Dual VVT Engine		DD7 = 5-Speed Manual T355 Transmission	
P = PREMIUM	U = JEEP - 4WD (RHD)			ECD = 2.0L 4 Cyl DOHC Diesel 16V Engine		DAV = Continuously Variable Transaxle II	
				ECN = 2.0L 4 Cyl DOHC 16V Dual VVT Engine		DAW = Cont.Var. w/Off-Rd Crawl Ratio Trans	

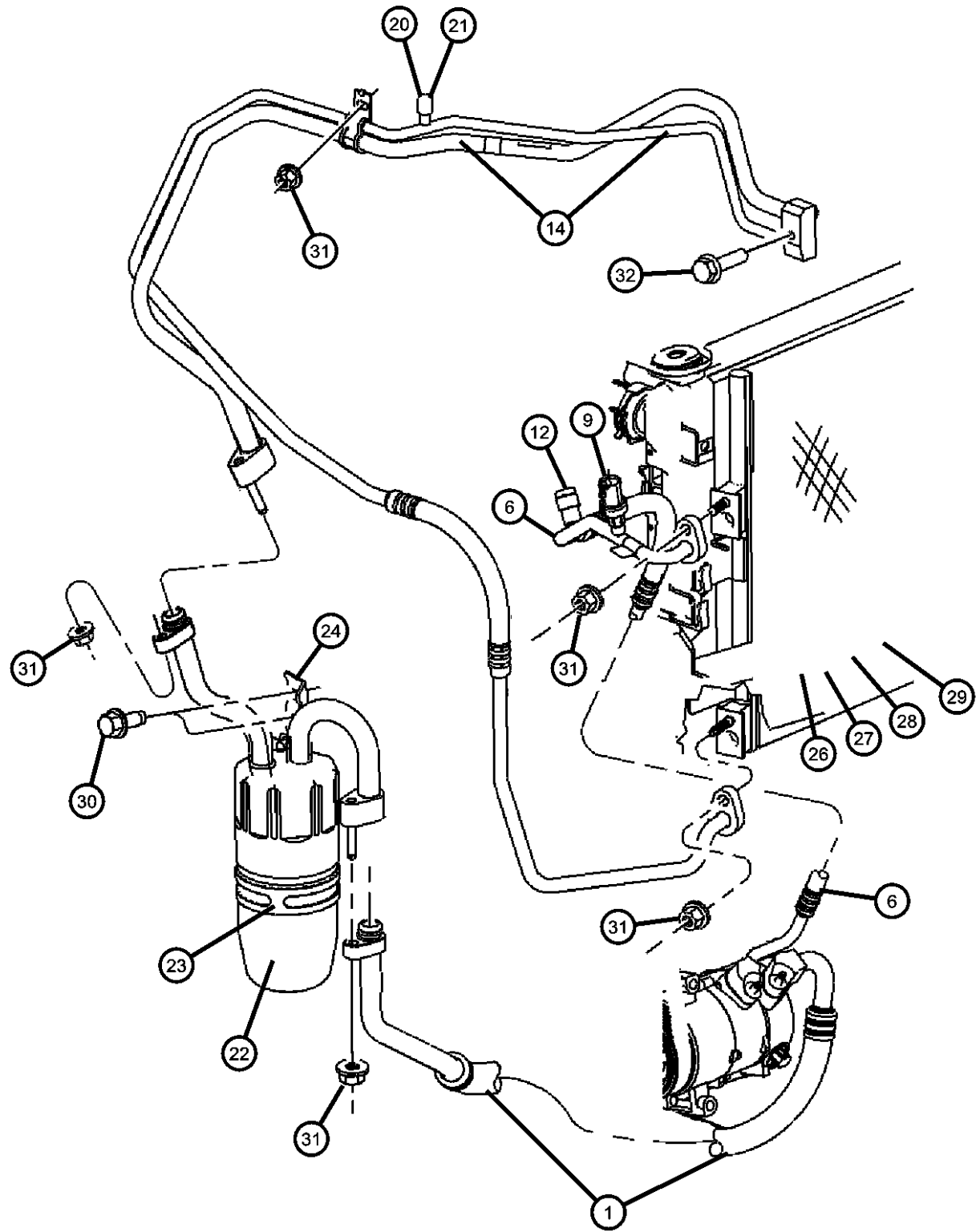
A/C Plumbing
Figure 24-220



ITEM	PART NUMBER	QTY	LINE	SERIES	BODY	ENGINE	TRANS	TRIM	DESCRIPTION
20	05189372AA	1	J, T, U		49	ECN, ED3			Suction Line to Accumulator
		1	J, T, U		74	ECN, ED3			Suction Line to Accumulator
		1	J, T, U		49	ECD			Suction Line to Accumulator
		1	J, T, U		74	ECD			Suction Line to Accumulator
									VALVE CORE, A/C Line
21	05189373AA	1	J, T, U		49	ECN, ED3			
		1	J, T, U		74	ECN, ED3			
		1	J, T, U		49	ECD			
		1	J, T, U		74	ECD			
									CAP, A/C Charge Valve
22	05058695AA	1	J, T, U		49				
		1	J, T, U		74				
									ACCUMULATOR, Air Conditioning
23	05189376AA	1	J, T, U		49				
		1	J, T, U		74				
									BRACKET, Accumulator, Band
24	05189378AA	1	J, T, U		49				
		1	J, T, U		74				
									BRACKET, Accumulator
25	05189377AB	1	J, T, U		49				
		1	J, T, U		74				
									SCREW, Accumulator Bracket
26	05189379AB	1	J, T, U		49				
		1	J, T, U		74				
									CONDENSER, Air Conditioning
27	68004052AA	1	J, T, U		49	ECN, ED3			Manual Transmission [DD7,DEF]
		1	J, T, U		74	ECN, ED3			Manual Transmission [DD7,DEF]
28	05191287AB	1	J, T, U		49, 74	ECD, ECE			CONDENSER, Air Conditioning, Manual Transmission [DD7,DEF]
29	68004053AA	1	J, T, U		49, 74	ECN, ED3			COOLER, Condenser and Aux TOC, Automatic Transmission [DAV]
									CONDENSER, Air Conditioning

COMPASS/PATRIOT (MK)		BODY		ENGINE		TRANSMISSION	
SERIES	LINE						
H = HIGHLINE	T = JEEP - 2WD	49 = HATCHBACK TYPE #2	ECE = 2.0L 4 Cyl DOHC DPF Diesel Engine	DEF = 6-Speed Manual Aisin BG6 Trans			
L = LOWLINE	J = JEEP - 4WD	74 = SPORT UTILITY 4-DR TYPE #4	ED3 = 2.4L 4 Cyl DOHC 16V Dual VVT Engine	DD7 = 5-Speed Manual T355 Transmission			
P = PREMIUM	U = JEEP - 4WD (RHD)		ECD = 2.0L 4 Cyl DOHC Diesel 16V Engine	DAV = Continuously Variable Transaxle II			
			ECN = 2.0L 4 Cyl DOHC 16V Dual VVT Engine	DAW = Cont.Var. w/Off-Rd Crawl Ratio Trans			

A/C Plumbing
Figure 24-220

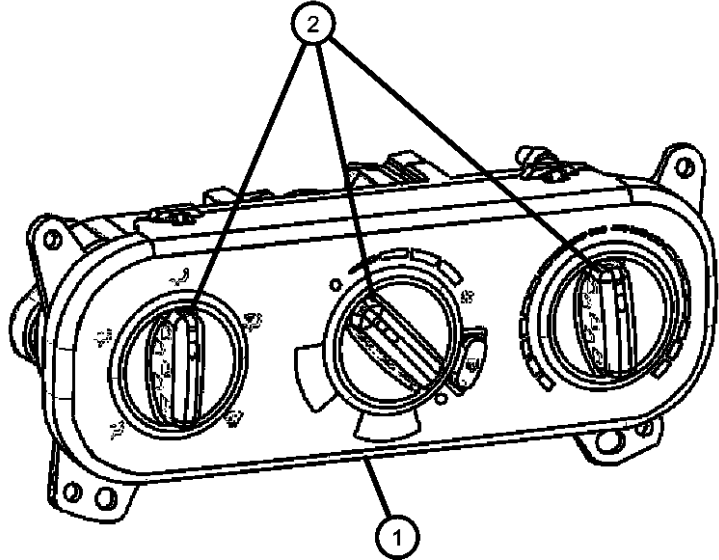


ITEM	PART NUMBER	QTY	LINE	SERIES	BODY	ENGINE	TRANS	TRIM	DESCRIPTION
30	68004296AA	1	J, T, U		49	ECN, ED3			Automatic Transmission [DAW]
		1	J, T, U		74	ECN, ED3			Automatic Transmission [DAW]
									SCREW AND WASHER, Hex Head, M8x1.25x40
	06104392AA	2	J, T, U		49				Accumulator Bracket to Rail
		2	J, T, U		74				Accumulator Bracket to Rail
31	06104709AA	4	J, T, U		49, 74				NUT, Hex Flange, M8x1.25
32	06104709AA	4							SCREW, Hex Head, M8x1.25x55, (NOT SERVICED)

COMPASS/PATRIOT (MK)		BODY	ENGINE	TRANSMISSION
SERIES	LINE			
H = HIGHLINE	T = JEEP - 2WD	49 = HATCHBACK TYPE #2	ECE = 2.0L 4 Cyl DOHC DPF Diesel Engine	DEF = 6-Speed Manual Aisin BG6 Trans
L = LOWLINE	J = JEEP - 4WD	74 = SPORT UTILITY 4-DR TYPE #4	ED3 = 2.4L 4 Cyl DOHC 16V Dual VVT Engine	DD7 = 5-Speed Manual T355 Transmission
P = PREMIUM	U = JEEP - 4WD (RHD)		ECD = 2.0L 4 Cyl DOHC Diesel 16V Engine	DAV = Continuously Variable Transaxle II
			ECN = 2.0L 4 Cyl DOHC 16V Dual VVT Engine	DAW = Cont.Var. w/Off-Rd Crawl Ratio Trans

Heater Controls
Figure 24-305

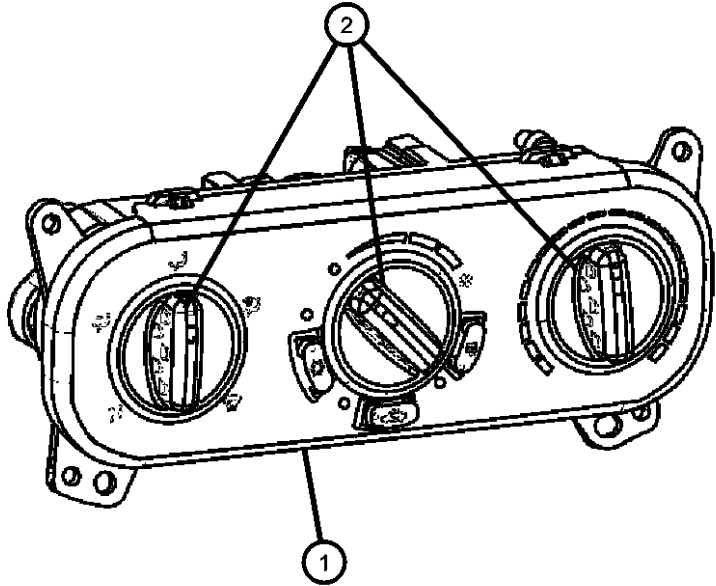
ITEM	PART NUMBER	QTY	LINE	SERIES	BODY	ENGINE	TRANS	TRIM	DESCRIPTION
Sales Code: [HCA] = Heater Only									
1	55111878AB	1	J, T, U		49				CONTROL, Heater
		1	J, T, U		74				
2		1							KNOB, Heater Control, Only Served in Control, (NOT SERVICED) SCREW
-3	04749156AA	4	J, T, U		49				
		4	J, T, U		74				



COMPASS/PATRIOT (MK)		BODY	ENGINE	TRANSMISSION
SERIES	LINE			
H = HIGHLINE	T = JEEP - 2WD	49 = HATCHBACK TYPE #2	ECE = 2.0L 4 Cyl DOHC DPF Diesel Engine	DEF = 6-Speed Manual Aisin BG6 Trans
L = LOWLINE	J = JEEP - 4WD	74 = SPORT UTILITY 4-DR TYPE #4	ED3 = 2.4L 4 Cyl DOHC 16V Dual VVT Engine	DD7 = 5-Speed Manual T355 Transmission
P = PREMIUM	U = JEEP - 4WD (RHD)		ECD = 2.0L 4 Cyl DOHC Diesel 16V Engine	DAV = Continuously Variable Transaxle II
			ECN = 2.0L 4 Cyl DOHC 16V Dual VVT Engine	DAW = Cont.Var. w/Off-Rd Crawl Ratio Trans

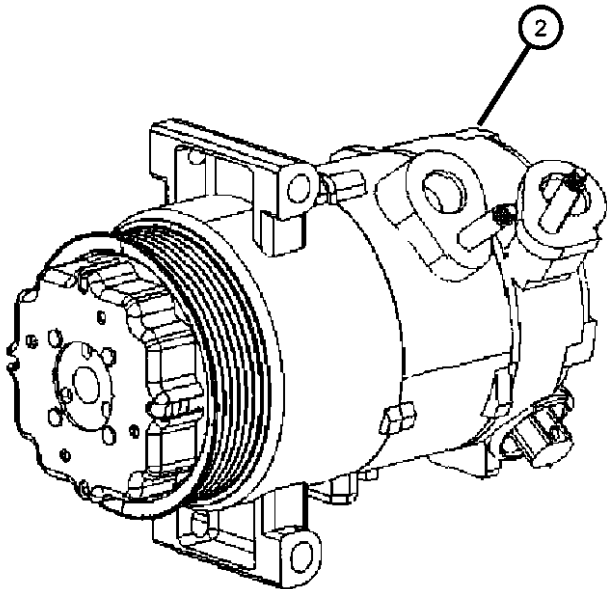
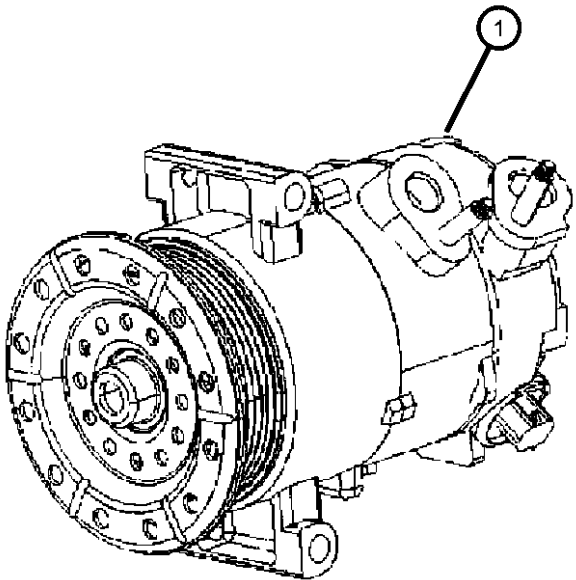
A/C and Heater Controls
Figure 24-310

ITEM	PART NUMBER	QTY	LINE	SERIES	BODY	ENGINE	TRANS	TRIM	DESCRIPTION
Sales Code: [HAA] = Heater and Air Conditioning									
1	55111874AB	1	J, T, U		49				CONTROL, A/C And Heater
		1	J, T, U		74				
2		1							KNOB, Heater Control, Only Served in Control, (NOT SERVICED) SCREW
-3	04749156AA	4	J, T, U		49				
		4	J, T, U		74				



COMPASS/PATRIOT (MK)		BODY	ENGINE	TRANSMISSION
SERIES	LINE			
H = HIGHLINE	T = JEEP - 2WD	49 = HATCHBACK TYPE #2	ECE = 2.0L 4 Cyl DOHC DPF Diesel Engine	DEF = 6-Speed Manual Aisin BG6 Trans
L = LOWLINE	J = JEEP - 4WD	74 = SPORT UTILITY 4-DR TYPE #4	ED3 = 2.4L 4 Cyl DOHC 16V Dual VVT Engine	DD7 = 5-Speed Manual T355 Transmission
P = PREMIUM	U = JEEP - 4WD (RHD)		ECD = 2.0L 4 Cyl DOHC Diesel 16V Engine	DAV = Continuously Variable Transaxle II
			ECN = 2.0L 4 Cyl DOHC 16V Dual VVT Engine	DAW = Cont.Var. w/Off-Rd Crawl Ratio Trans

A/C Compressor
Figure 24-405

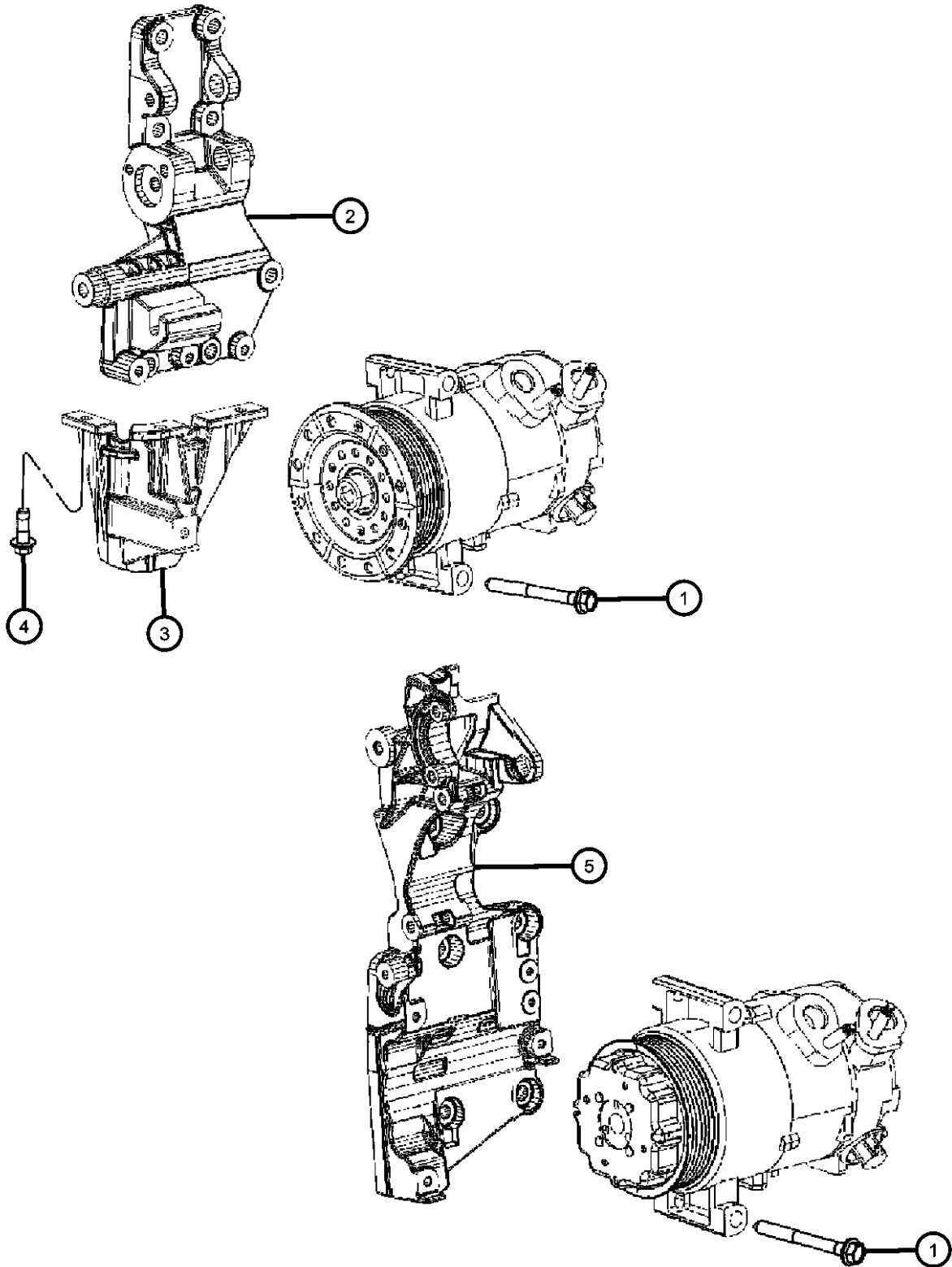


ITEM	PART NUMBER	QTY	LINE	SERIES	BODY	ENGINE	TRANS	TRIM	DESCRIPTION
------	-------------	-----	------	--------	------	--------	-------	------	-------------

Sales Codes: [DAV] = Continuously Variable Transmission [DAW] = Continuously Variable Transmission with Off Road Crawl Ratio [DD7] = Five Speed Manual [DEF] = Six Speed Manual									
1	05058228AI	1	J, T, U		49	ECN, ED3			COMPRESSOR, Air Conditioning
		1	J, T, U		74	ECN, ED3			[DAV,DAW] No Servicable Components
	55111555AA	1	J, T, U		49	ECN, ED3			[DAV,DAW] No Servicable Components
		1	J, T, U		74	ECN, ED3			[DD7,DEF] No Servicable Components
2	55111423AF	1	J, T, U		49, 74	ECD, ECE			[DD7,DEF] No Servicable Components
									COMPRESSOR, Air Conditioning, No Servicable Components

COMPASS/PATRIOT (MK)		BODY		ENGINE	TRANSMISSION
SERIES	LINE				
H = HIGHLINE	T = JEEP - 2WD	49 = HATCHBACK TYPE #2		ECE = 2.0L 4 Cyl DOHC DPF Diesel Engine	DEF = 6-Speed Manual Aisin BG6 Trans
L = LOWLINE	J = JEEP - 4WD	74 = SPORT UTILITY 4-DR TYPE #4		ED3 = 2.4L 4 Cyl DOHC 16V Dual VVT Engine	DD7 = 5-Speed Manual T355 Transmission
P = PREMIUM	U = JEEP - 4WD (RHD)			ECD = 2.0L 4 Cyl DOHC Diesel 16V Engine	DAV = Continuously Variable Transaxle II
				ECN = 2.0L 4 Cyl DOHC 16V Dual VVT Engine	DAW = Cont.Var. w/Off-Rd Crawl Ratio Trans

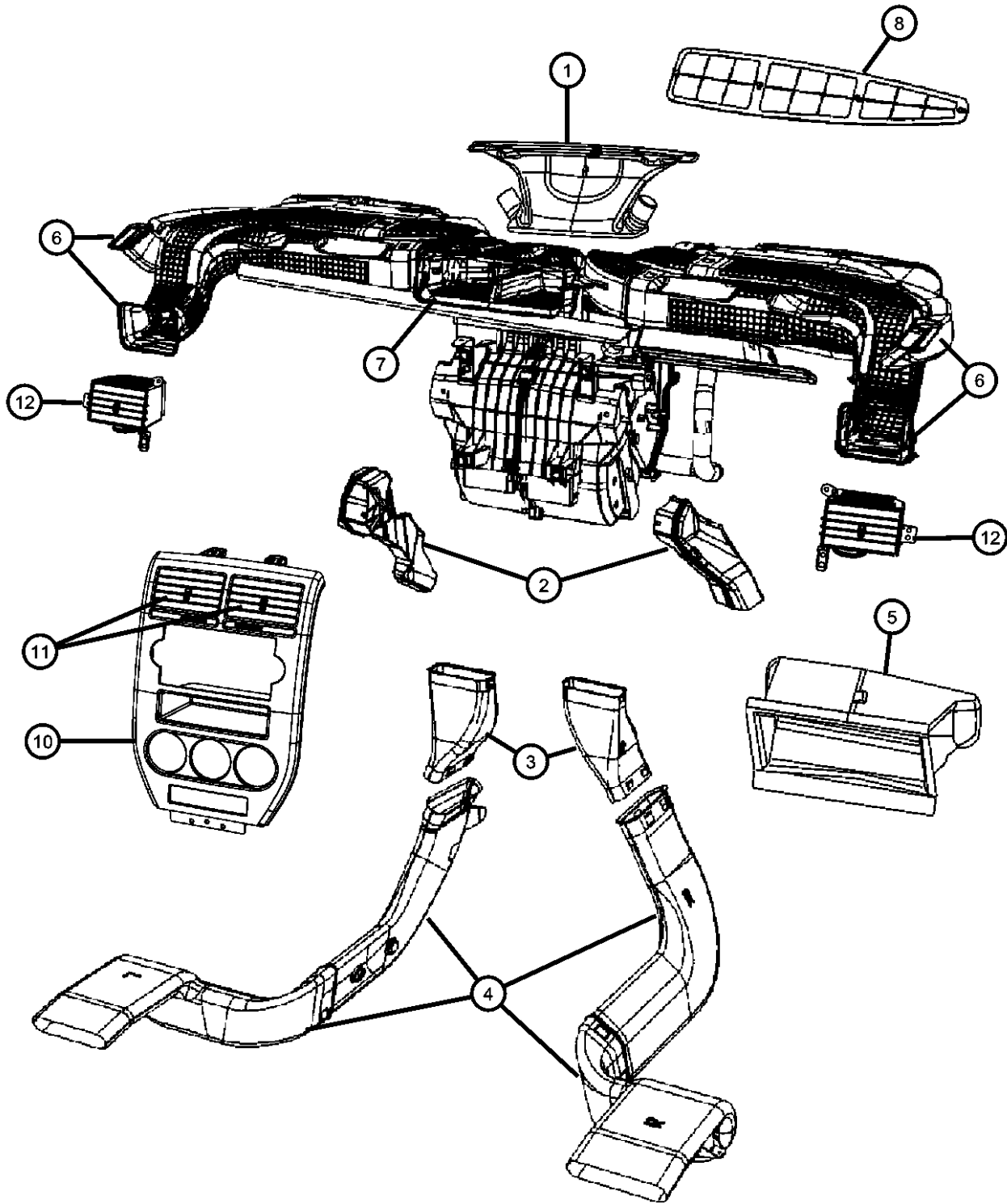
A/C Compressor Mounting
Figure 24-440



ITEM	PART NUMBER	QTY	LINE	SERIES	BODY	ENGINE	TRANS	TRIM	DESCRIPTION
1	06104035AA	3	J, T, U		49				BOLT, Hex Flange Head, M8X1.25X90.00
		3	J, T, U		74				Compressor Mounting
2	04891592AA	1	J, T, U		49	ECN, ED3			BRACKET, Accessory Mount
		1	J, T, U		74	ECN, ED3			Upper
		1	J, T, U		49	ECD			Upper
		1	J, T, U		74	ECD			Upper
3	04891594AA	1	J, T, U		49	ECN, ED3			BRACKET, A/C Compressor
		1	J, T, U		74	ECN, ED3			Lower
4	06104197AA	3	J, T, U		49	ECN, ED3			BOLT, Hex Flange Head, M8X1.25X25.00
		3	J, T, U		74	ECN, ED3			Lower Bracket
5	68000635AB	1	J, T, U		49	ECD			BRACKET, Accessory Mount
		1	J, T, U		74	ECD			

COMPASS/PATRIOT (MK)		BODY	ENGINE	TRANSMISSION
SERIES	LINE			
H = HIGHLINE	T = JEEP - 2WD	49 = HATCHBACK TYPE #2	ECE = 2.0L 4 Cyl DOHC DPF Diesel Engine	DEF = 6-Speed Manual Aisin BG6 Trans
L = LOWLINE	J = JEEP - 4WD	74 = SPORT UTILITY 4-DR TYPE #4	ED3 = 2.4L 4 Cyl DOHC 16V Dual VVT Engine	DD7 = 5-Speed Manual T355 Transmission
P = PREMIUM	U = JEEP - 4WD (RHD)		ECD = 2.0L 4 Cyl DOHC Diesel 16V Engine	DAV = Continuously Variable Transaxle II
			ECN = 2.0L 4 Cyl DOHC 16V Dual VVT Engine	DAW = Cont.Var. w/Off-Rd Crawl Ratio Trans

Ducts and Outlets Front
Figure 24-505

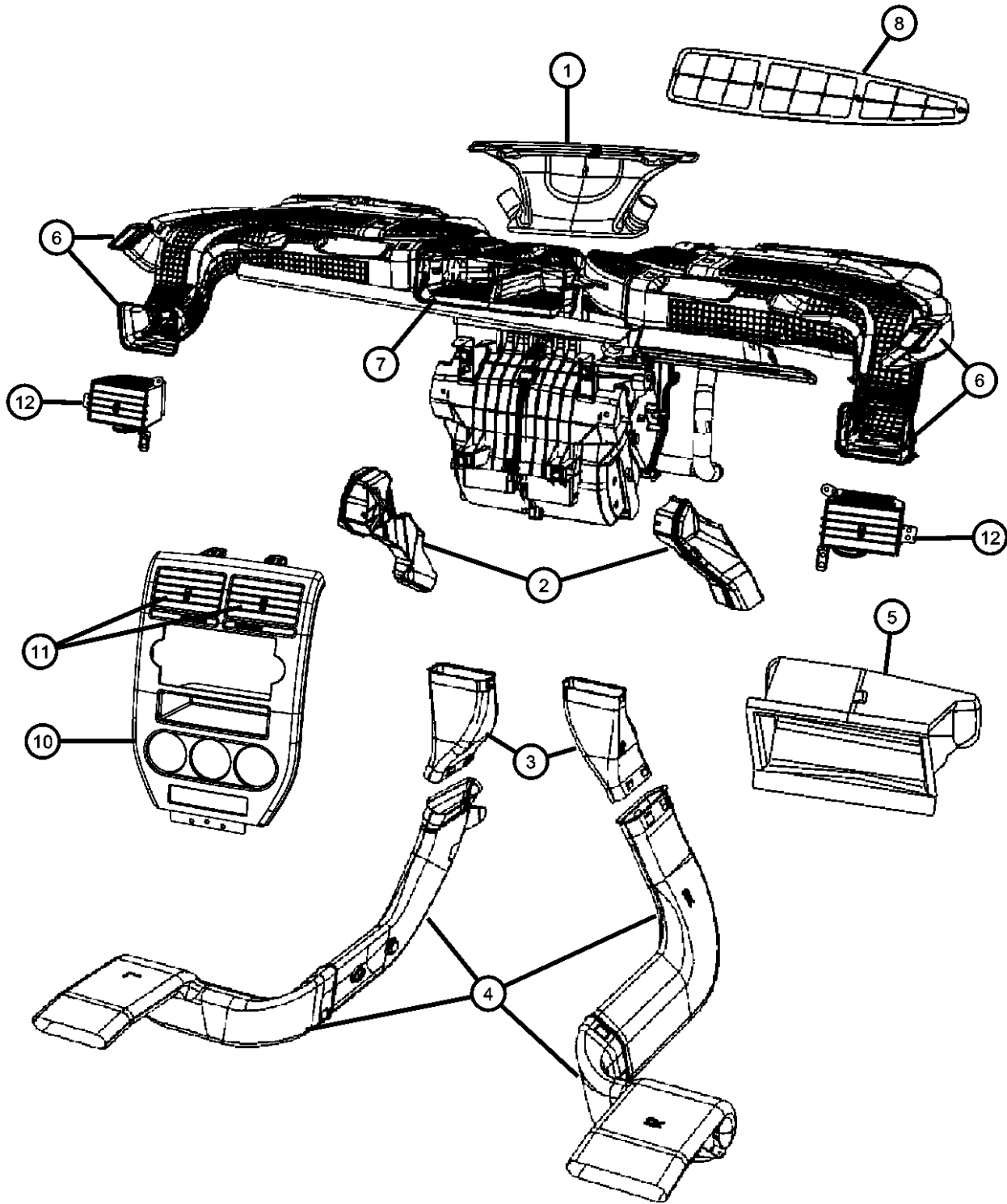


ITEM	PART NUMBER	QTY	LINE	SERIES	BODY	ENGINE	TRANS	TRIM	DESCRIPTION
1	05058202AB	1	J, T, U		49				DUCT, Defroster
		1	J, T, U		74				
2	05191352AA	1	J, T		49				DUCT, A/C And Heater
		1	J, T		74				
	05191353AA	1	J, T		49				
		1	J, T		74				
	05191736AA	1	U		49, 74				
	05191737AA	1	U		49, 74				
3	05058417AA	1	J, T, U		49				DUCT, Instrument Panel
		1	J, T, U		74				
	05058420AA	1	J, T, U		49				
		1	J, T, U		74				
4	05058198AB	1	J, T, U		49				DUCT, Air to Rear Seat
		1	J, T, U		74				
	05058199AB	1	J, T, U		49				
		1	J, T, U		74				
5	05058297AC	1	J, T		49				DUCT, Air Inlet
		1	J, T		74				
6	05058206AA	1	J, T		49				DUCT, Demister
		1	J, T		74				
	05058207AA	1	J, T		49				
		1	J, T		74				
7	05058203AA	1	J, T		49				DUCT, Air Outlet Distribution
		1	J, T		74				
8	05058323AA	1	J, T, U		49				SCREEN, Air Inlet

COMPASS/PATRIOT (MK)		BODY	ENGINE	TRANSMISSION
SERIES	LINE			
H = HIGHLINE	T = JEEP - 2WD	49 = HATCHBACK TYPE #2	ECE = 2.0L 4 Cyl DOHC DPF Diesel Engine	DEF = 6-Speed Manual Aisin BG6 Trans
L = LOWLINE	J = JEEP - 4WD	74 = SPORT UTILITY 4-DR TYPE #4	ED3 = 2.4L 4 Cyl DOHC 16V Dual VVT Engine	DD7 = 5-Speed Manual T355 Transmission
P = PREMIUM	U = JEEP - 4WD (RHD)		ECD = 2.0L 4 Cyl DOHC Diesel 16V Engine	DAV = Continuously Variable Transaxle II
			ECN = 2.0L 4 Cyl DOHC 16V Dual VVT Engine	DAW = Cont.Var. w/Off-Rd Crawl Ratio Trans

AR = use ase required - = Non illustrated part

Ducts and Outlets Front
Figure 24-505



ITEM	PART NUMBER	QTY	LINE	SERIES	BODY	ENGINE	TRANS	TRIM	DESCRIPTION
-9									SCREW, Tapping Hex Head, M4.2X1.70X20.00
	06101946	2	J, T, U		49				Duct Mounting
		2	J, T, U		74				Duct Mounting
10									BEZEL, Instrument Panel, Center
	0YF381Z2AC	1	J, T, U		49				Without [REJ] Includes Center Outlets
		1	J, T, U		74				Without [REJ] Includes Center Outlets
	0YZ161Z2AC	1	J, T, U		49				With [REJ] Includes Center Outlets
		1	J, T, U		74				With [REJ] Includes Center Outlets
11		1							OUTLET, Air, Serviced with Center Bezel, (NOT SERVICED),
12									OUTLET, Air Conditioning & Heater
	1CC701DVAB	1	J, T		49				[DV], Right, Outer
		1	J, T		74				[DV], Right, Outer
		1	U		49, 74				[DV], Right, Outer
	1CC701K7AB	1	J, T		49				[KA], Right, Outer
		1	J, T		74				[KA], Right, Outer
		1	U		49, 74				[KA], Right, Outer
	1CC711DVAB	1	U		49, 74				[DV], Left, Outer
		1	J, T		49				[DV], Left, Outer
		1	J, T		74				[DV], Left, Outer
	1CC711K7AB	1	U		49, 74				[KA], Left, Outer
		1	J, T		49				[KA], Left, Outer
		1	J, T		74				[KA], Left, Outer

COMPASS/PATRIOT (MK)		BODY		ENGINE	TRANSMISSION
SERIES	LINE				
H = HIGHLINE	T = JEEP - 2WD	49 = HATCHBACK TYPE #2		ECE = 2.0L 4 Cyl DOHC DPF Diesel Engine	DEF = 6-Speed Manual Aisin BG6 Trans
L = LOWLINE	J = JEEP - 4WD	74 = SPORT UTILITY 4-DR TYPE #4		ED3 = 2.4L 4 Cyl DOHC 16V Dual VVT Engine	DD7 = 5-Speed Manual T355 Transmission
P = PREMIUM	U = JEEP - 4WD (RHD)			ECD = 2.0L 4 Cyl DOHC Diesel 16V Engine	DAV = Continuously Variable Transaxle II
				ECN = 2.0L 4 Cyl DOHC 16V Dual VVT Engine	DAW = Cont.Var. w/Off-Rd Crawl Ratio Trans

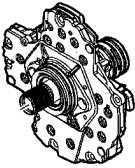
AR = use ase required - = Non illustrated part

Group - 25

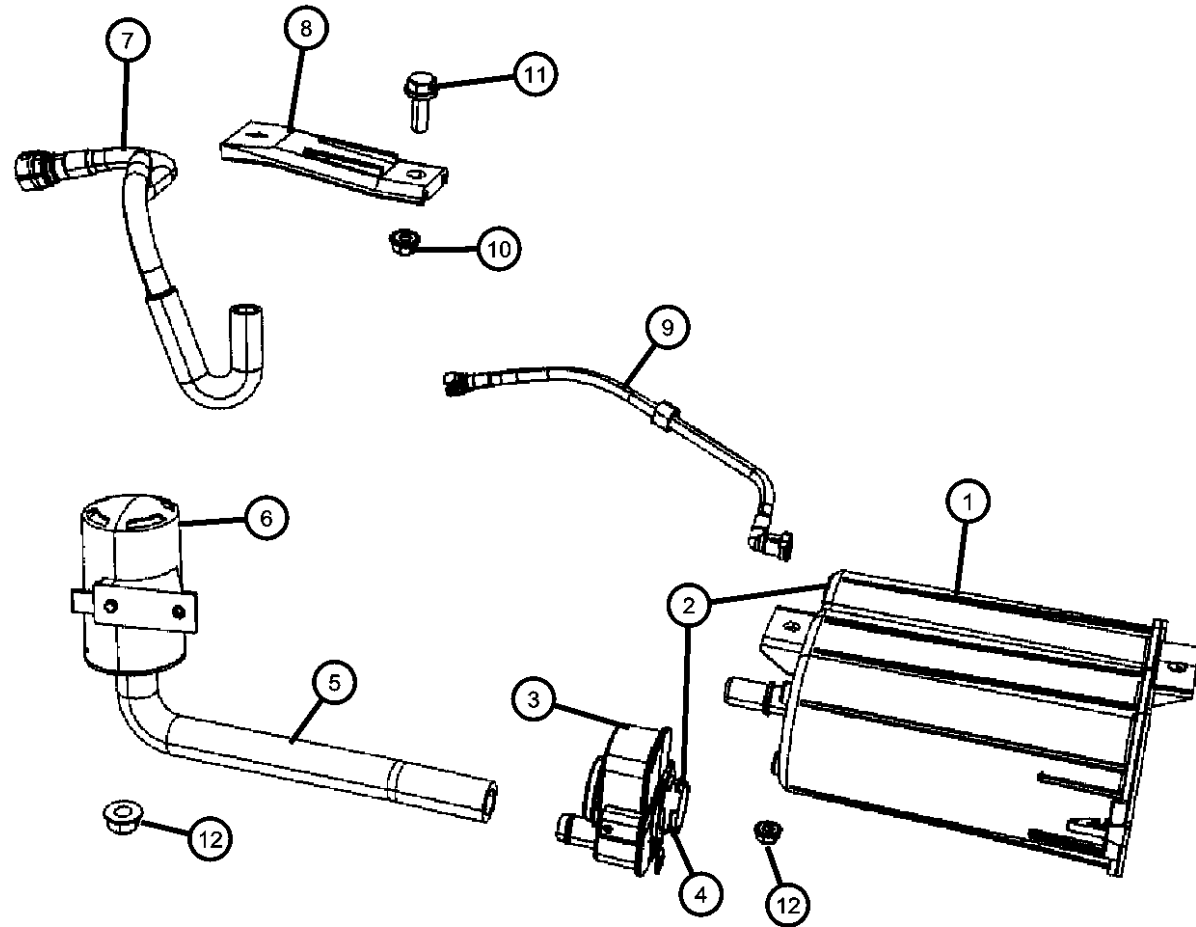
Emission Controls

Group - 25 Emission Controls

Illustration Title	Group-Fig. No.
Vacuum Canister/Leak Detection Pump	
Vapor Canister and Leak Detection Pump	Fig. 25 - 305

<div><div>025-300</div><div>Vacuum Canister/Leak Detection Pump</div><div></div></div>			
---	--	--	--

**Vapor Canister and Leak Detection Pump
Figure 25-305**



ITEM	PART NUMBER	QTY	LINE	SERIES	BODY	ENGINE	TRANS	TRIM	DESCRIPTION
1	05273389AC	1	T, U		49	ED3			CANISTER, Vapor
		1	T, U		74	ED3			[NA1]
2	68018927AA	1	J, T, U		49	ECN, ED3			CANISTER PACKAGE, Vapor
		1	J, T, U		74	ECN, ED3			
		1	T		49, 74	ED3			[NA1]
3	04891685AA	1	J, T, U		49	ECN, ED3			DETECTOR, Evaporative System Integrity Module
		1	J, T, U		74	ECN, ED3			
		1	T		49, 74	ED3			[NA1]
4	52129436AA	1	J, T, U		49	ECN, ED3			SEAL, Vapor canister, Seal
		1	J, T, U		74	ECN, ED3			
		1	T		49, 74	ED3			[NA1]
5	05085118AB	1	J, T, U		49	ECN, ED3			HOSE, Canister to Vent Valve
		1	J, T, U		74	ECN, ED3			
		1	T		49, 74	ED3			[NA1]
6	05105947AA 68012168AA	1	J, T, U		49, 74	ECD, ECE			FILTER, Leak Detection Pump
		1	J, T, U		49	ECN, ED3			
		1	J, T, U		74	ECN, ED3			
7	05273337AB	1	J, T, U		49	ECD, ECE			HOSE, Fuel Tank Vent Line
		1	J, T, U		74	ECD, ECE			
8	05105672AC	1	J, T, U		49	ECN, ED3			BRACKET, Vapor Canister
		1	J, T, U		74	ECN, ED3			
		1	J, T, U		49	ED3			[NA1]
		1	J, T, U		74	ED3			[NA1]
9									HOSE, Canister to Chassis Tube

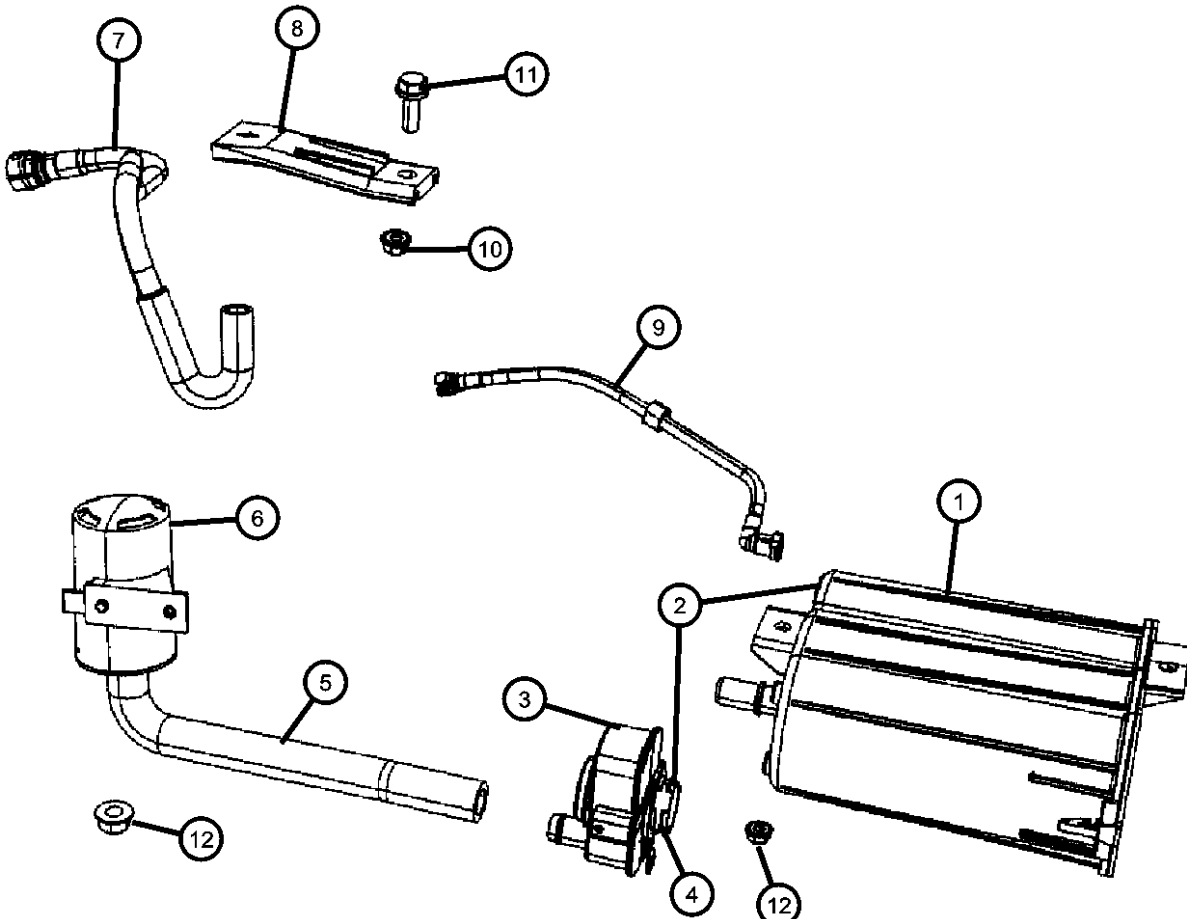
COMPASS/PATRIOT (MK)

SERIES	LINE	BODY	ENGINE	TRANSMISSION
H = HIGHLINE	T = JEEP - 2WD	49 = HATCHBACK TYPE #2	ECE = 2.0L 4 Cyl DOHC DPF Diesel Engine	DEF = 6-Speed Manual Aisin BG6 Trans
L = LOWLINE	J = JEEP - 4WD	74 = SPORT UTILITY 4-DR TYPE #4	ED3 = 2.4L 4 Cyl DOHC 16V Dual VVT Engine	DD7 = 5-Speed Manual T355 Transmission
P = PREMIUM	U = JEEP - 4WD (RHD)		ECD = 2.0L 4 Cyl DOHC Diesel 16V Engine	DAV = Continuously Variable Transaxle II
			ECN = 2.0L 4 Cyl DOHC 16V Dual VVT Engine	DAW = Cont.Var. w/Off-Rd Crawl Ratio Trans

AR = use ase required - = Non illustrated part

2008 MK

Vapor Canister and Leak Detection Pump
Figure 25-305

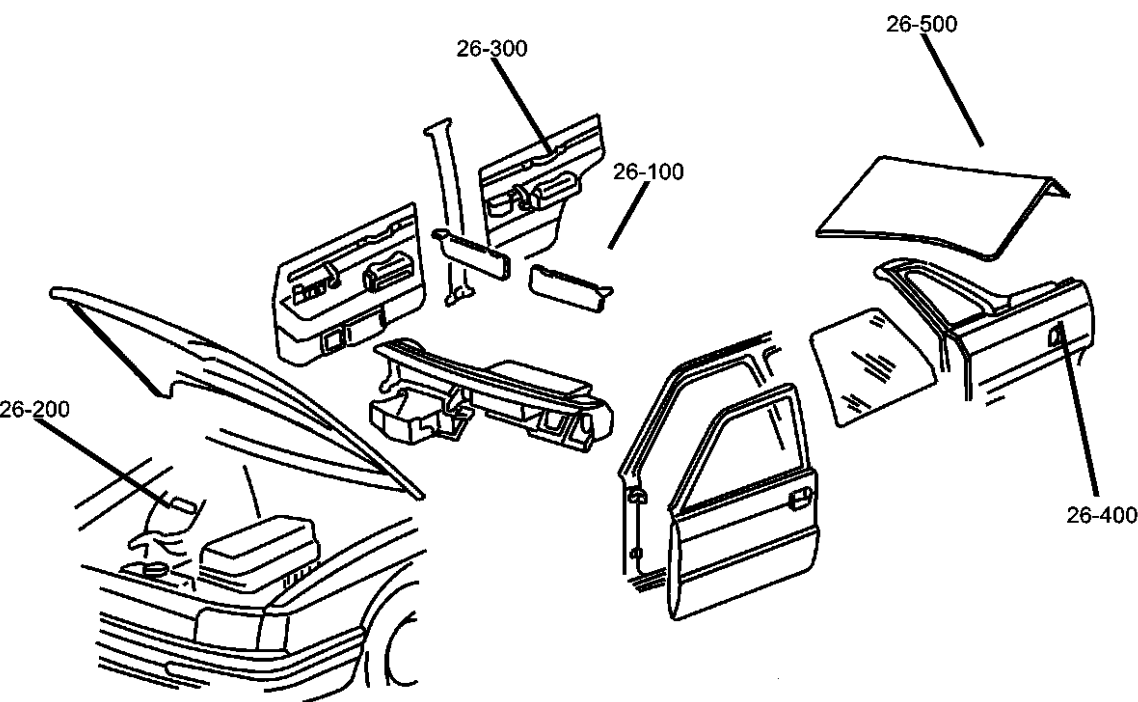


ITEM	PART NUMBER	QTY	LINE	SERIES	BODY	ENGINE	TRANS	TRIM	DESCRIPTION
10	05273476AD	1	J, T, U		49	ECN, ED3			NUT AND WASHER, Hex, M8x1.25
		1	J, T, U		74	ECN, ED3			
	06101445	1	J, T, U		49	ECN, ED3			
		1	J, T, U		74	ECN, ED3			
11		1	J, T, U		49	ED3		[NA1]	
		1	J, T, U		74	ED3		[NA1]	
	06502847	1	J, T, U		49	ECN, ED3		BOLT AND WASHER, Hex Head, M8X1.25X25.00	
		1	J, T, U		74	ECN, ED3			
12		1	J, T, U		49	ED3			[NA1]
		1	J, T, U		74	ED3			[NA1]
	05097674AA	1	J, T, U		49	ECD, ECE, ECN, ED3		NUT, Hex	
		1	J, T, U		74	ECD, ECE, ECN, ED3			

COMPASS/PATRIOT (MK)		BODY	ENGINE	TRANSMISSION
SERIES	LINE			
H = HIGHLINE	T = JEEP - 2WD	49 = HATCHBACK TYPE #2	ECE = 2.0L 4 Cyl DOHC DPF Diesel Engine	DEF = 6-Speed Manual Aisin BG6 Trans
L = LOWLINE	J = JEEP - 4WD	74 = SPORT UTILITY 4-DR TYPE #4	ED3 = 2.4L 4 Cyl DOHC 16V Dual VVT Engine	DD7 = 5-Speed Manual T355 Transmission
P = PREMIUM	U = JEEP - 4WD (RHD)		ECD = 2.0L 4 Cyl DOHC Diesel 16V Engine	DAV = Continuously Variable Transaxle II
			ECN = 2.0L 4 Cyl DOHC 16V Dual VVT Engine	DAW = Cont.Var. w/Off-Rd Crawl Ratio Trans

Group - 26

Labels



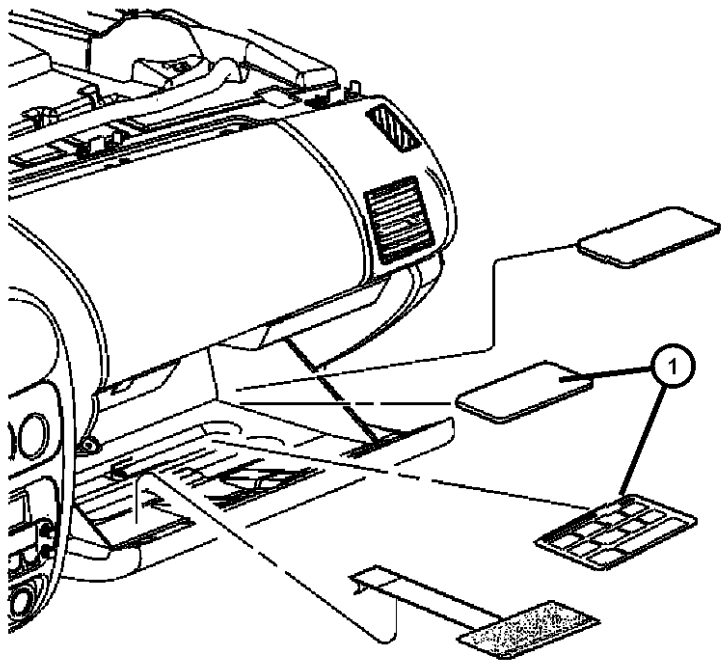
Group - 26 Labels

Illustration Title	Group-Fig. No.
Interior	
Instrument Panel	Fig. 26 - 105
Visor.....	Fig. 26 - 110
Under Hood	
Hood	Fig. 26 - 220
Doors	
Door Labels.....	Fig. 26 - 305
Trunk	
Rear Cargo and Storage.....	Fig. 26 - 520

026-100 Interior	026-200 Under Hood	026-300 Doors	026-500 Trunk
----------------------------	------------------------------	-------------------------	-------------------------

Instrument Panel
Figure 26-105

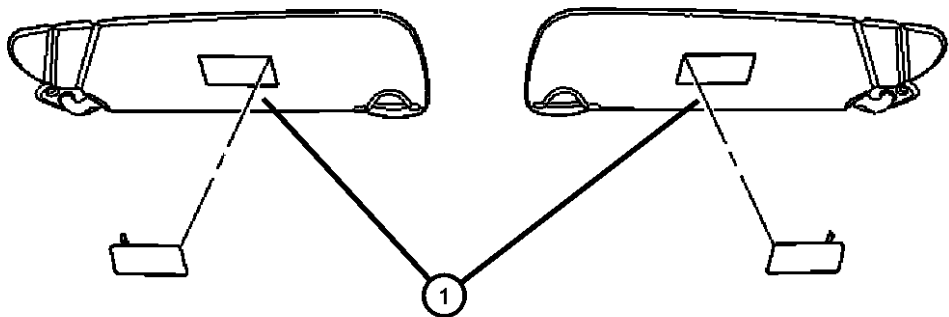
ITEM	PART NUMBER	QTY	LINE	SERIES	BODY	ENGINE	TRANS	TRIM	DESCRIPTION
1									LABEL, Air Bag Warning
	05108001AB	1			49				Passenger Air Bag Deactivation
	05108002AB	1			49				Passenger Air Bag Deactivation French



COMPASS/PATRIOT (MK)				
SERIES	LINE	BODY	ENGINE	TRANSMISSION
H = HIGHLINE	T = JEEP - 2WD	49 = HATCHBACK TYPE #2	ECE = 2.0L 4 Cyl DOHC DPF Diesel Engine	DEF = 6-Speed Manual Aisin BG6 Trans
L = LOWLINE	J = JEEP - 4WD	74 = SPORT UTILITY 4-DR TYPE #4	ED3 = 2.4L 4 Cyl DOHC 16V Dual VVT Engine	DD7 = 5-Speed Manual T355 Transmission
P = PREMIUM	U = JEEP - 4WD (RHD)		ECD = 2.0L 4 Cyl DOHC Diesel 16V Engine	DAV = Continuously Variable Transaxle II
			ECN = 2.0L 4 Cyl DOHC 16V Dual VVT Engine	DAW = Cont.Var. w/Off-Rd Crawl Ratio Trans

Visor
Figure 26-110

ITEM	PART NUMBER	QTY	LINE	SERIES	BODY	ENGINE	TRANS	TRIM	DESCRIPTION
1									LABEL, Air Bag Warning, Visor
	05023541AA	2			49				Sun Visor English and Spanish
	05023543AA	2			49				Sun Visor English and Italian
	05023743AA	2			49				Sun Visor English and German
	05108000AA	2			49				English and French Stick on



COMPASS/PATRIOT (MK)				
SERIES	LINE	BODY	ENGINE	TRANSMISSION
H = HIGHLINE	T = JEEP - 2WD	49 = HATCHBACK TYPE #2	ECE = 2.0L 4 Cyl DOHC DPF Diesel Engine	DEF = 6-Speed Manual Aisin BG6 Trans
L = LOWLINE	J = JEEP - 4WD	74 = SPORT UTILITY 4-DR	ED3 = 2.4L 4 Cyl DOHC 16V Dual VVT Engine	DD7 = 5-Speed Manual T355 Transmission
P = PREMIUM	U = JEEP - 4WD (RHD)	TYPE #4	ECD = 2.0L 4 Cyl DOHC Diesel 16V Engine	DAV = Continuously Variable Transaxle II
			ECN = 2.0L 4 Cyl DOHC 16V Dual VVT Engine	DAW = Cont.Var. w/Off-Rd Crawl Ratio Trans

Hood
Figure 26-220

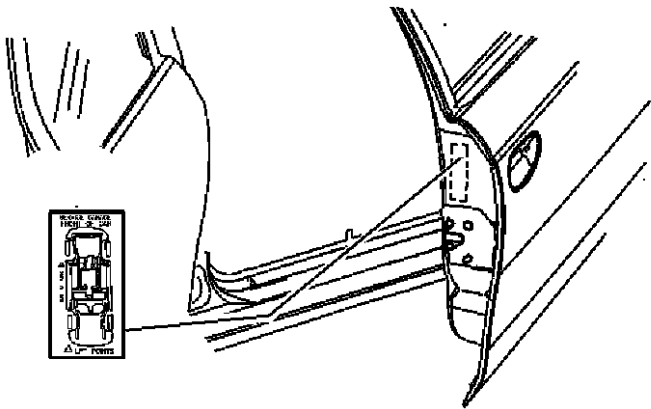
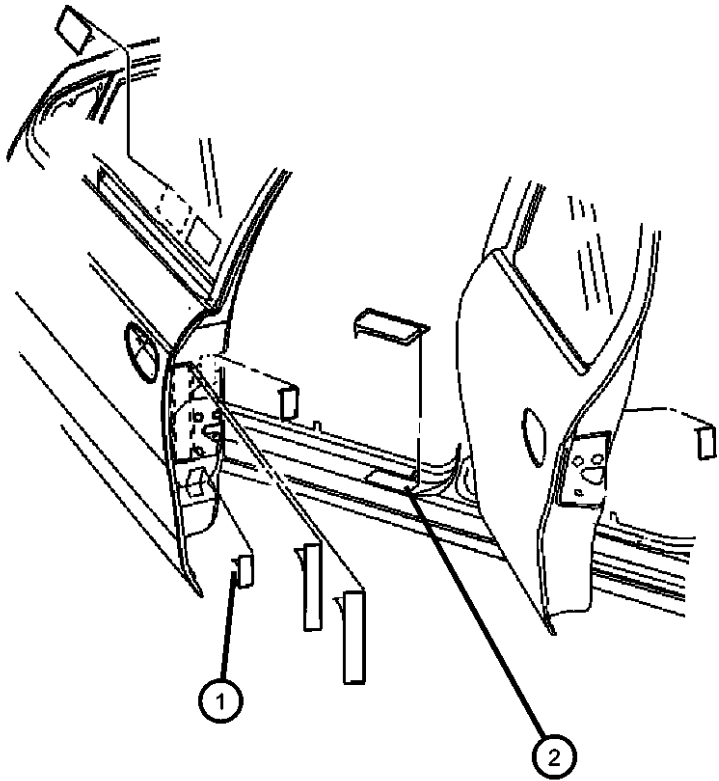
ITEM	PART NUMBER	QTY	LINE	SERIES	BODY	ENGINE	TRANS	TRIM	DESCRIPTION
------	----------------	-----	------	--------	------	--------	-------	------	-------------

NOTES: Sales Codes [ECB] = 2.0L Four Cylinder SOHC 16V SMPI [ECH] = 2.0L Four Cylinder SOHC 16V Hi Performancel [EDV] = 2.4L Four Cylinder DOHC 16V H. O. Turbo [NA1] = Export [NAS] = U.S. 50 State									
1	04606799AA	1			49				LABEL, Battery
2	04606799AA	1							LABEL, Emission, (NOT SERVICED)
3	05058594AA	1			49				LABEL, A/C Spec., A/C Refrigerant Charge R-134 Mandarin/Arabic
4									LABEL, Warning
	04721769AA	1			49				Brake Fluid Warning
	55352825AA	2			49				High Rollover Risk Warning English and French
5	04809615AA	1			49				LABEL, Fan Caution

COMPASS/PATRIOT (MK)					
SERIES	LINE	BODY	ENGINE	TRANSMISSION	
H = HIGHLINE	T = JEEP - 2WD	49 = HATCHBACK TYPE #2	ECE = 2.0L 4 Cyl DOHC DPF Diesel Engine	DEF = 6-Speed Manual Aisin BG6 Trans	
L = LOWLINE	J = JEEP - 4WD	74 = SPORT UTILITY 4-DR TYPE #4	ED3 = 2.4L 4 Cyl DOHC 16V Dual VVT Engine	DD7 = 5-Speed Manual T355 Transmission	
P = PREMIUM	U = JEEP - 4WD (RHD)		ECD = 2.0L 4 Cyl DOHC Diesel 16V Engine	DAV = Continuously Variable Transaxle II	
			ECN = 2.0L 4 Cyl DOHC 16V Dual VVT Engine	DAW = Cont.Var. w/Off-Rd Crawl Ratio Trans	

Door Labels
Figure 26-305

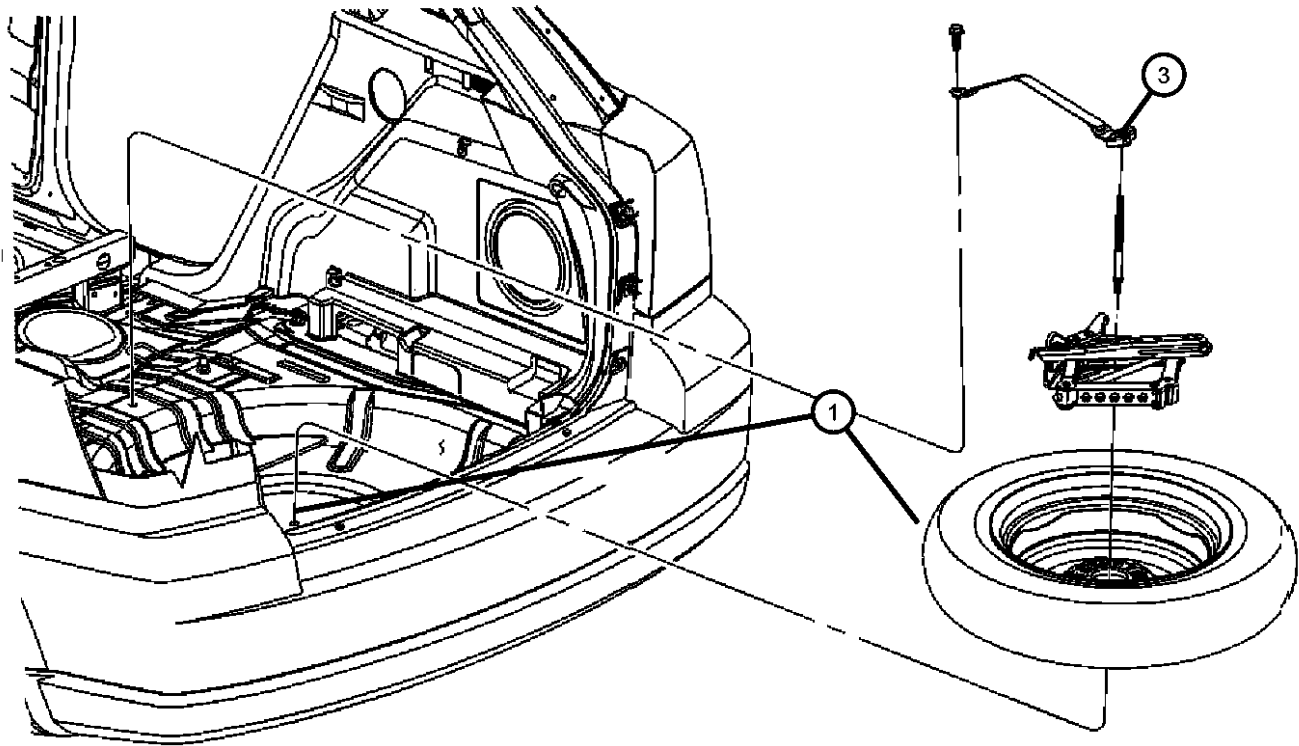
ITEM	PART NUMBER	QTY	LINE	SERIES	BODY	ENGINE	TRANS	TRIM	DESCRIPTION
1	05140474AA	1							LABEL, Remote Start Warning.
2	05056245AA	1			49				LABEL, Tire Pressure



COMPASS/PATRIOT (MK)		BODY	ENGINE	TRANSMISSION
SERIES	LINE			
H = HIGHLINE	T = JEEP - 2WD	49 = HATCHBACK TYPE #2	ECE = 2.0L 4 Cyl DOHC DPF Diesel Engine	DEF = 6-Speed Manual Aisin BG6 Trans
L = LOWLINE	J = JEEP - 4WD	74 = SPORT UTILITY 4-DR TYPE #4	ED3 = 2.4L 4 Cyl DOHC 16V Dual VVT Engine	DD7 = 5-Speed Manual T355 Transmission
P = PREMIUM	U = JEEP - 4WD (RHD)		ECD = 2.0L 4 Cyl DOHC Diesel 16V Engine	DAV = Continuously Variable Transaxle II
			ECN = 2.0L 4 Cyl DOHC 16V Dual VVT Engine	DAW = Cont.Var. w/Off-Rd Crawl Ratio Trans

Rear Cargo and Storage
Figure 26-520

ITEM	PART NUMBER	QTY	LINE	SERIES	BODY	ENGINE	TRANS	TRIM	DESCRIPTION
1	04472491AC	1			49				LABEL, Tire Storage ABB=ABJ+TBC+X88
	05273515AB	1			49				X88+XLB+TBC Arabic Only
-2	05056245AA	1			49				LABEL, Tire Pressure, Certification Vehicle and Tire Blank
3									HOLD DOWN, Spare Tire, Handle/Floor
	05105525AC	1			49				Spare Wheel to Floor (handle)
	05105837AA	1			49				Spare Wheel to Floor



COMPASS/PATRIOT (MK)				
SERIES	LINE	BODY	ENGINE	TRANSMISSION
H = HIGHLINE	T = JEEP - 2WD	49 = HATCHBACK TYPE #2	ECE = 2.0L 4 Cyl DOHC DPF Diesel Engine	DEF = 6-Speed Manual Aisin BG6 Trans
L = LOWLINE	J = JEEP - 4WD	74 = SPORT UTILITY 4-DR TYPE #4	ED3 = 2.4L 4 Cyl DOHC 16V Dual VVT Engine	DD7 = 5-Speed Manual T355 Transmission
P = PREMIUM	U = JEEP - 4WD (RHD)		ECD = 2.0L 4 Cyl DOHC Diesel 16V Engine	DAV = Continuously Variable Transaxle II
			ECN = 2.0L 4 Cyl DOHC 16V Dual VVT Engine	DAW = Cont.Var. w/Off-Rd Crawl Ratio Trans

Group - 27

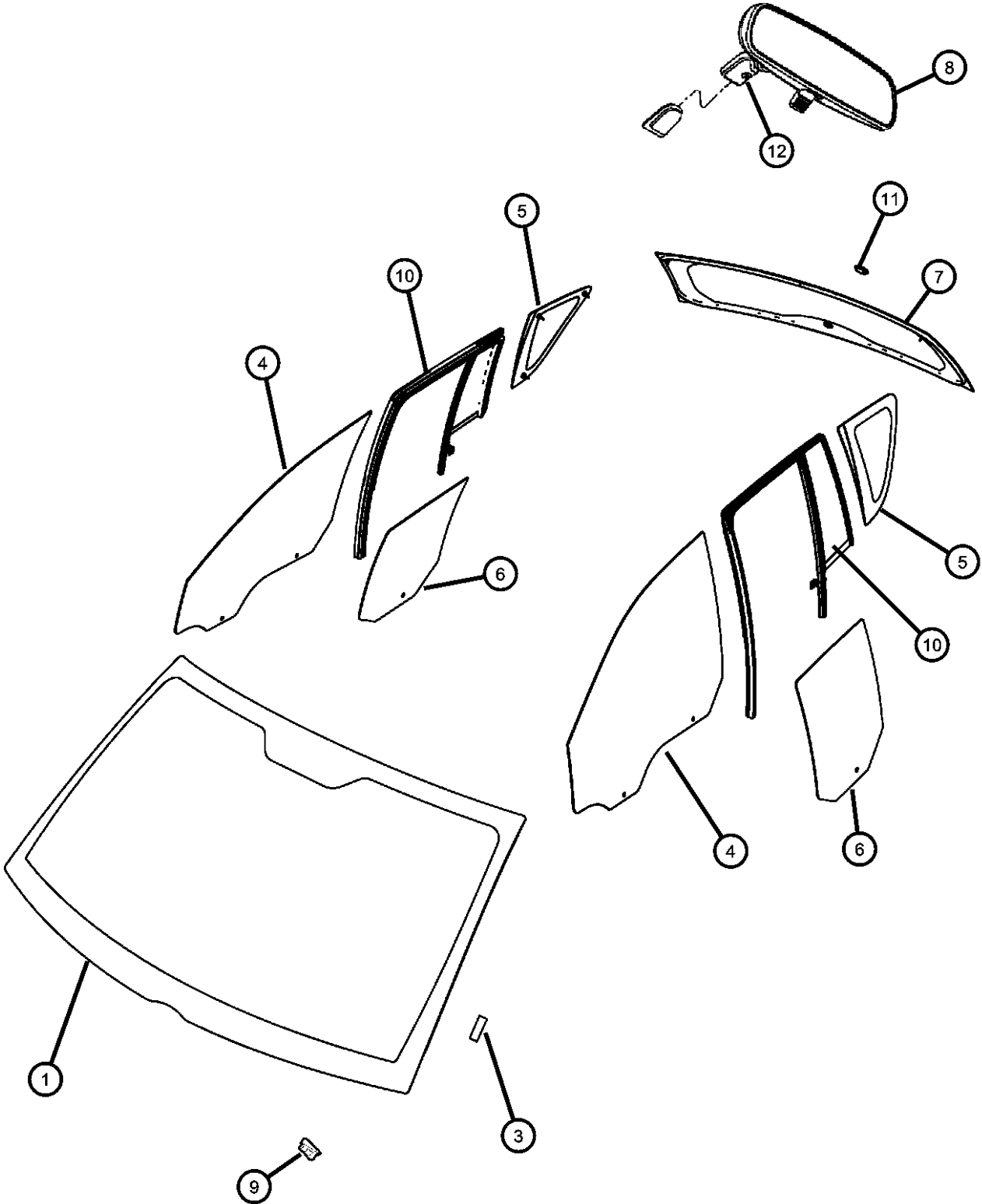
Glass

Group - 27 Glass

Illustration Title	Group-Fig. No.
Glass and Interior Rear View Mirror	
Glass, Glass Hardware & Interior Mirrors, Compass	Fig. 27 - 105
Glass, Glass Hardware & Interior Mirrors, Patriot	Fig. 27 - 110

<div><div>027-100</div><div>Glass and Interior Rear View Mirror</div></div>			
---	--	--	--

Glass, Glass Hardware & Interior Mirrors, Compass
Figure 27-105



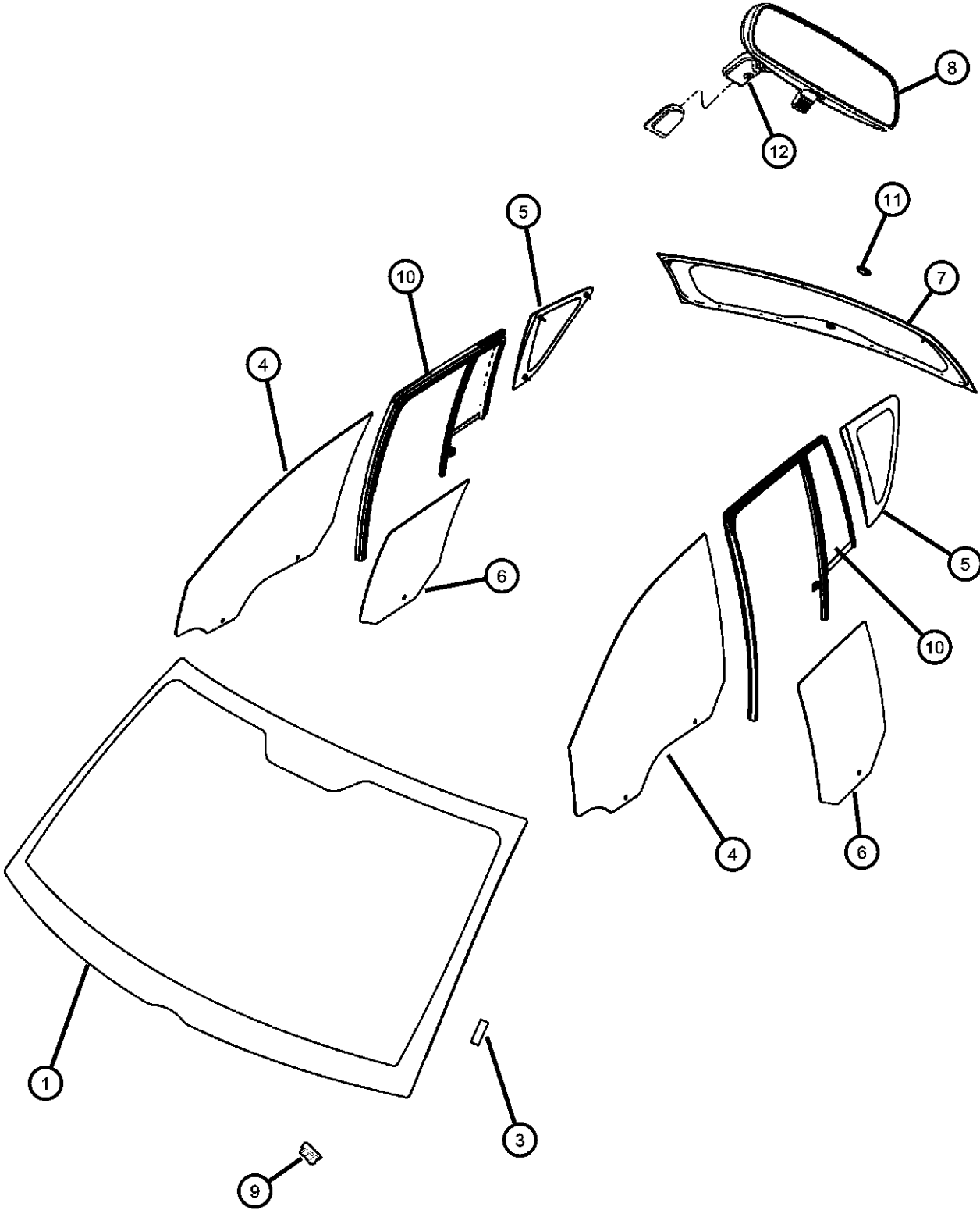
ITEM	PART NUMBER	QTY	LINE	SERIES	BODY	ENGINE	TRANS	TRIM	DESCRIPTION
------	-------------	-----	------	--------	------	--------	-------	------	-------------

Sales Codes:
[GNA] = Rear View Day/Night
[GNK] = Rear View Auto Dim
[RSP] = Uconnect Hands Free Communication

1	05074907AC	1	J, T, U		49				WINDSHIELD
-2	04864015	2	J, T, U		49				INSTALLATION PACKAGE, Windshield Glass
3	55276549AA	2	J, T, U		49				SPACER, Windshield
4									GLASS, Front Door
	05074816AC	1	J, T, U		49				Tint, [GAM], Right
	05074817AC	1	J, T, U		49				Tint, [GAM], Left
5									GLASS, Quarter Window
	05191234AB	1	J, T, U		49				Tint, [GAM], Right
	05191235AB	1	J, T, U		49				Tint, [GAM], Left
	05191250AB	1	J, T, U		49				Sunscreen, [GEG], Right
	05191251AB	1	J, T, U		49				Sunscreen, [GEG], Left
6									GLASS, Rear Door
	05074224AB	1	J, T, U		49				Sunscreen, [GEG], Right
	05074225AB	1	J, T, U		49				Sunscreen, [GEG], Left
	05074818AB	1	J, T, U		49				Tint, [GAM], Right
	05074819AB	1	J, T, U		49				Tint, [GAM], Left
7									BACKLITE
	05074912AF	1	J, T, U		49				Tint, [GAM]
	05074913AF	1	J, T, U		49				Sunscreen, [GEG]
8									MIRROR, Inside Rear View
	04805332AD	1	J, T, U		49				With Sales Code [GNA] Day/Night Mirror
	04805572AD	1	J, T, U		49				With Sales Code [GNK] Auto Dim Mirror
	05064017AD	1	J, T, U		49				With Sales Code [GNK] Auto Dim Mirror and [RSP] Hands Free Communication
9	04278662	6	J, T, U		49				SPACER
10									WEATHERSTRIP, Door Glass Run with Glass, Rear Door
	05074660AF	1	J, T, U		49				Tint, [GAM], Right
	05074661AF	1	J, T, U		49				Tint, [GAM], Left

COMPASS/PATRIOT (MK)		BODY		ENGINE	TRANSMISSION
SERIES	LINE				
H = HIGHLINE	T = JEEP - 2WD	49 = HATCHBACK TYPE #2		ECE = 2.0L 4 Cyl DOHC DPF	DEF = 6-Speed Manual Aisin BG6
L = LOWLINE	J = JEEP - 4WD	74 = SPORT UTILITY 4-DR		Diesel Engine	Trans
P = PREMIUM	U = JEEP - 4WD (RHD)	TYPE #4		ED3 = 2.4L 4 Cyl DOHC 16V	DD7 = 5-Speed Manual T355
				Dual VVT Engine	Transmission
				ECD = 2.0L 4 Cyl DOHC	DAV = Continuously Variable
				Diesel 16V Engine	Transaxle II
				ECN = 2.0L 4 Cyl DOHC 16V	DAW = Cont.Var. w/Off-Rd Crawl
				Dual VVT Engine	Ratio Trans

Glass, Glass Hardware & Interior Mirrors, Compass
Figure 27-105

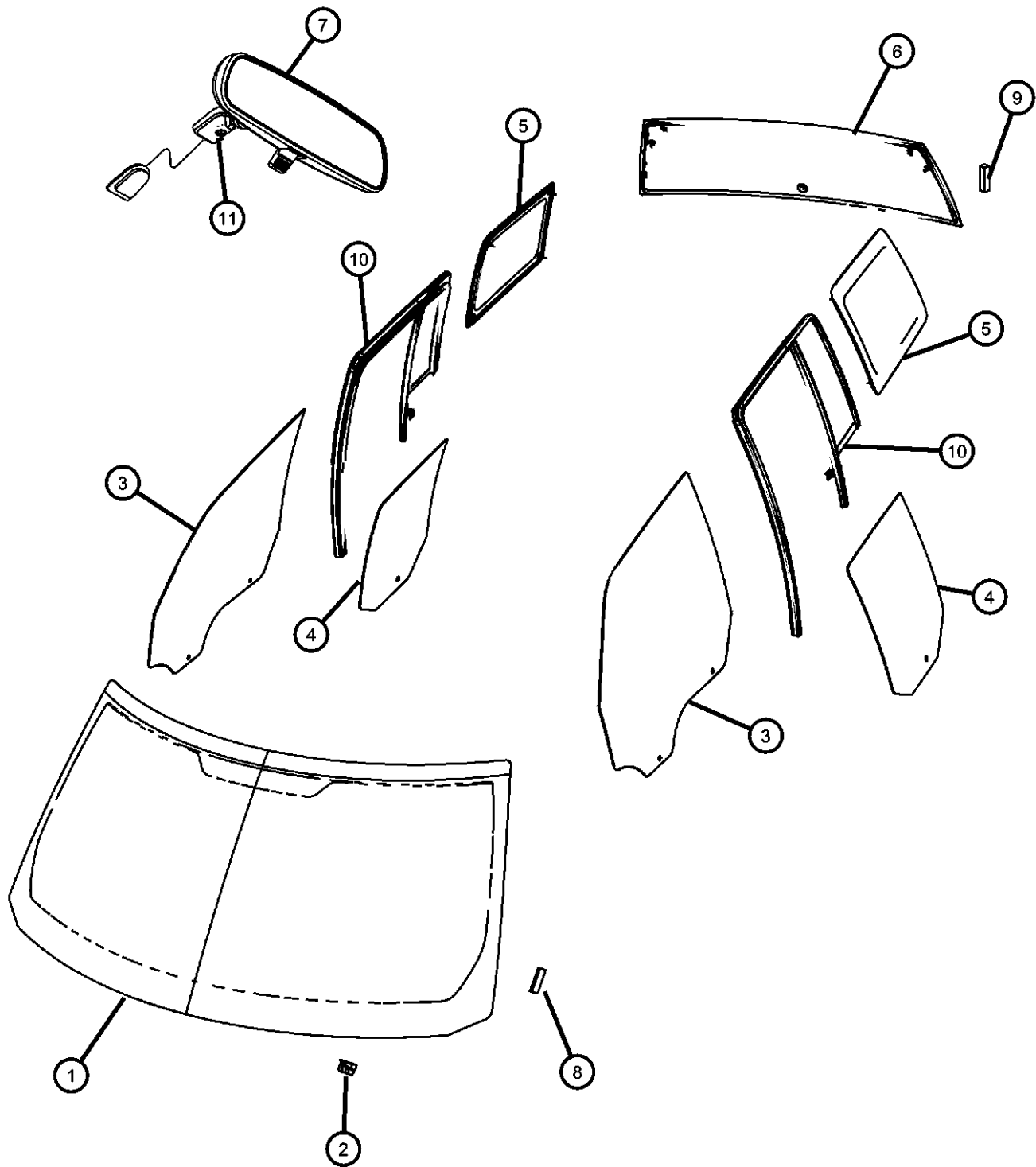


ITEM	PART NUMBER	QTY	LINE	SERIES	BODY	ENGINE	TRANS	TRIM	DESCRIPTION
	05160064AF	1	J, T, U		49				Sunscreen, [GEG], Right
	05160065AF	1	J, T, U		49				Sunscreen, [GEG], Left
11	05116200AA	1	J, T, U		49				GROMMET, Rear Wiper Motor
12	06036548AA	1	J, T, U		49				SCREW, Tapping Pan Head, .190-24x.375

COMPASS/PATRIOT (MK)		BODY	ENGINE	TRANSMISSION
SERIES	LINE			
H = HIGHLINE	T = JEEP - 2WD	49 = HATCHBACK TYPE #2	ECE = 2.0L 4 Cyl DOHC DPF Diesel Engine	DEF = 6-Speed Manual Aisin BG6 Trans
L = LOWLINE	J = JEEP - 4WD	74 = SPORT UTILITY 4-DR TYPE #4	ED3 = 2.4L 4 Cyl DOHC 16V Dual VVT Engine	DD7 = 5-Speed Manual T355 Transmission
P = PREMIUM	U = JEEP - 4WD (RHD)		ECD = 2.0L 4 Cyl DOHC Diesel 16V Engine	DAV = Continuously Variable Transaxle II
			ECN = 2.0L 4 Cyl DOHC 16V Dual VVT Engine	DAW = Cont.Var. w/Off-Rd Crawl Ratio Trans

Glass, Glass Hardware & Interior Mirrors, Patriot

Figure 27-110



ITEM	PART NUMBER	QTY	LINE	SERIES	BODY	ENGINE	TRANS	TRIM	DESCRIPTION
1	68003722AA DW01682GTN	1	J, T, U		74				WINDSHIELD, Shipping Assembly - 30 Lite Glass Collision Replacement Glass
2	55276549AA	2	J, T, U		74				SPACER, Windshield
3	05155448AA DD11300GTN	1	J, T, U		74				GLASS, Front Door Right Collision Replacement Glass
	05155449AA DD11301GTN	1	J, T, U		74				Left Collision Replacement Glass
4	05155450AA DD11302GTN	1	J, T, U		74				GLASS, Rear Door SolarTint, [GAM], Right Collision Replacement Glass
	05155451AA DD11303GTN	1	J, T, U		74				SolarTint, [GAM], Left Collision Replacement Glass
	05155454AA DD11302YPN	1	J, T, U		74				Privacy, [GEG], Right Collision Replacement Glass
	05155455AA DD11303YPN	1	J, T, U		74				Privacy, [GEG], Left Collision Replacement Glass
5	68003724AA DQ11036GTN	1	J, T, U		74				GLASS, Quarter Window SolarTint, [GAM], Right Collision Replacement Glass
	68003725AA DQ11037GTN	1	J, T, U		74				SolarTint, [GAM], Left Collision Replacement Glass
	68003726AA DQ11036YPN	1	J, T, U		74				Privacy, [GEG], Right Collision Replacement Glass
	68003727AA DQ11037YPN	1	J, T, U		74				Privacy, [GEG], Left Collision Replacement Glass
6	05155452AC 05155453AC	1 1	J, T, U J, T, U		74 74				BACKLITE Privacy, [GEG] SolarTint, [GAM]
7	04805332AD 04805572AD	1 1	J, T, U J, T, U		74 74				MIRROR, Inside Rear View Day/Night [GNA] Auto Dim [GNK] Without Hands Free Communication [RSP]

COMPASS/PATRIOT (MK)

SERIES

H = HIGHLINE
L = LOWLINE
P = PREMIUM

LINE

T = JEEP - 2WD
J = JEEP - 4WD
U = JEEP - 4WD (RHD)

BODY

49 = HATCHBACK TYPE #2
74 = SPORT UTILITY 4-DR
TYPE #4

ENGINE

ECE = 2.0L 4 Cyl DOHC DPF
Diesel Engine
ED3 = 2.4L 4 Cyl DOHC 16V
Dual VVT Engine
ECD = 2.0L 4 Cyl DOHC
Diesel 16V Engine
ECN = 2.0L 4 Cyl DOHC 16V
Dual VVT Engine

TRANSMISSION

DEF = 6-Speed Manual Aisin BG6
Trans
DD7 = 5-Speed Manual T355
Transmission
DAV = Continuously Variable
Transaxle II
DAW = Cont.Var. w/Off-Rd Crawl
Ratio Trans

AR = use ase required - = Non illustrated part

2008 MK

Glass, Glass Hardware & Interior Mirrors, Patriot
Figure 27-110



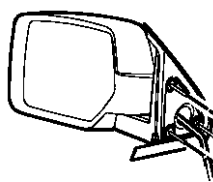


											ITEM	PART NUMBER	QTY	LINE	SERIES	BODY	ENGINE	TRANS	TRIM	DESCRIPTION											
												05064017AD	1	J, T, U		74				Auto Dim [GNK] With Hands Free Communication [RSP]											
											8	04278662	2	J, T, U		74				SPACER											
											9	04278662	2	J, T, U		74				SPACER											
											10									WEATHERSTRIP, Door Glass Run with Glass, Rear Door											
												05067770AA	1	J, T, U		74				SolarTint, [GAM], Right											
												05067771AA	1	J, T, U		74				SolarTint, [GAM], Left											
												05067772AA	1	J, T, U		74				Privacy, [GEG], Right											
												05067773AA	1	J, T, U		74				Privacy, [GEG], Left											
											11	06036548AA	1	J, T, U		74				SCREW, Tapping Pan Head, .190-24x.375											

Group - 30

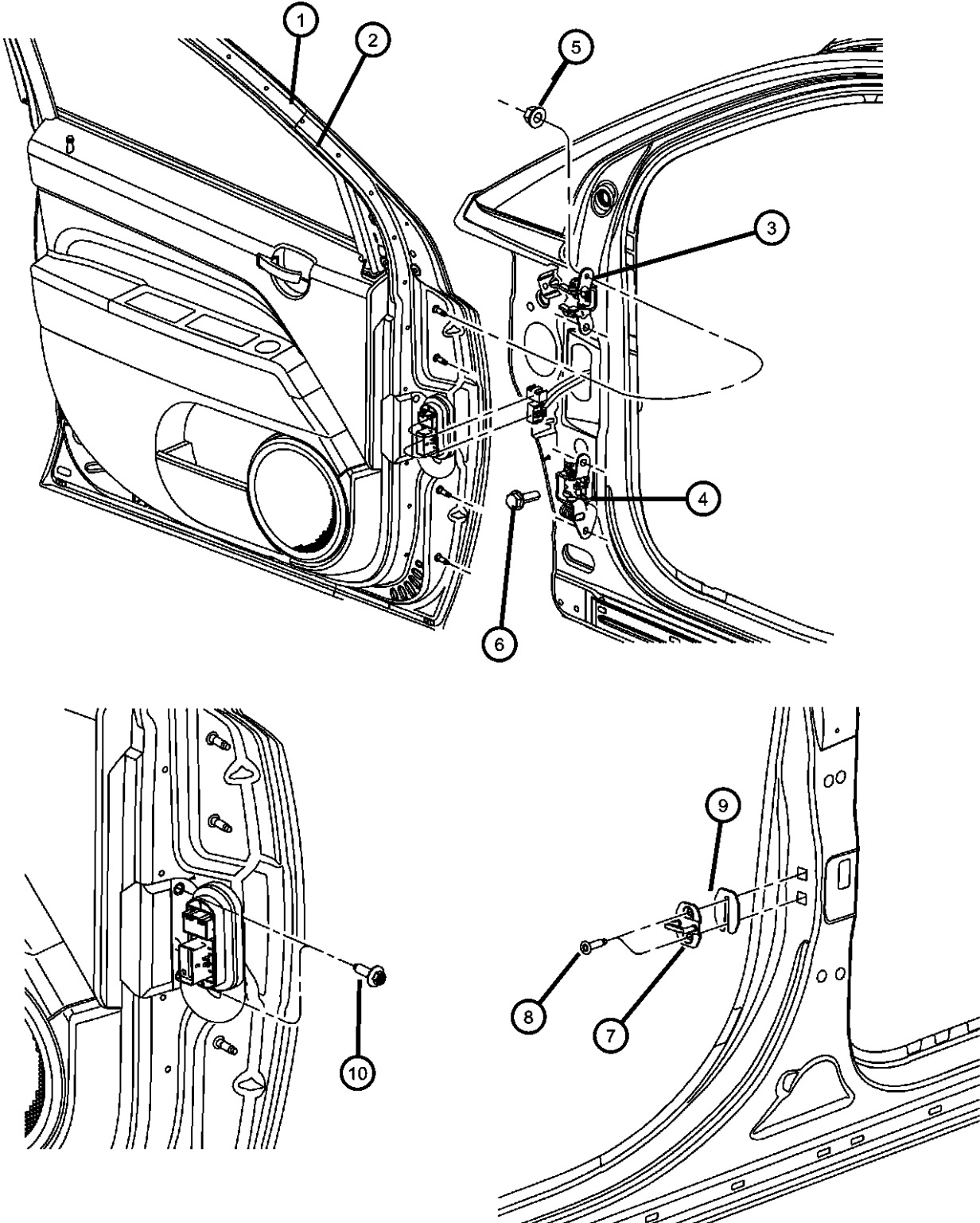
Doors, Door Mirrors and Related Parts

Group - 30 Doors, Door Mirrors and Related Parts

Illustration Title	Group-Fig. No.
Front Door	
Front Door, Shell and Hinges.....	Fig. 30 - 105
Front Door, Hardware Components.....	Fig. 30 - 125
Rear Door	
Rear Door, Shell and Hinges, Compass.....	Fig. 30 - 205
Rear Door, Shell and Hinges, Patriot.....	Fig. 30 - 210
Rear Door, Hardware Components, Compass.....	Fig. 30 - 225
Rear Door, Hardware Components, Patriot.....	Fig. 30 - 230
Exterior Mirror	
Mirror, Exterior.....	Fig. 30 - 505
Weatherstrips and Seals	
Weatherstrips, Front Door.....	Fig. 30 - 605
Weatherstrips, Front Door.....	Fig. 30 - 610
Weatherstrips, Rear Door.....	Fig. 30 - 625
Weatherstrips, Rear Door.....	Fig. 30 - 630
Lift and Tail gates	
Liftgate, Compass.....	Fig. 30 - 705
Liftgates,Patriot.....	Fig. 30 - 710

<div>030-100 Front Door</div> 	<div>030-200 Rear Door</div> 	<div>030-500 Exterior Mirror</div> 	<div>030-600 Weatherstrips and Seals</div> 
<div>030-700 Lift and Tail gates</div> 			

Front Door, Shell and Hinges
Figure 30-105

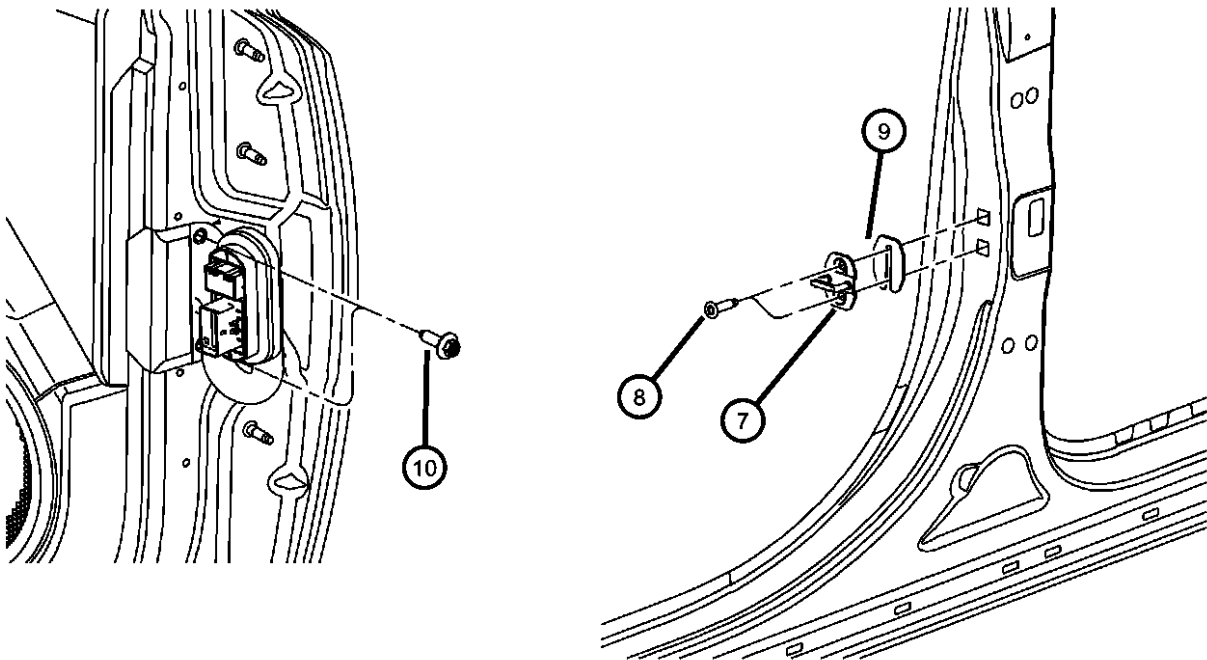
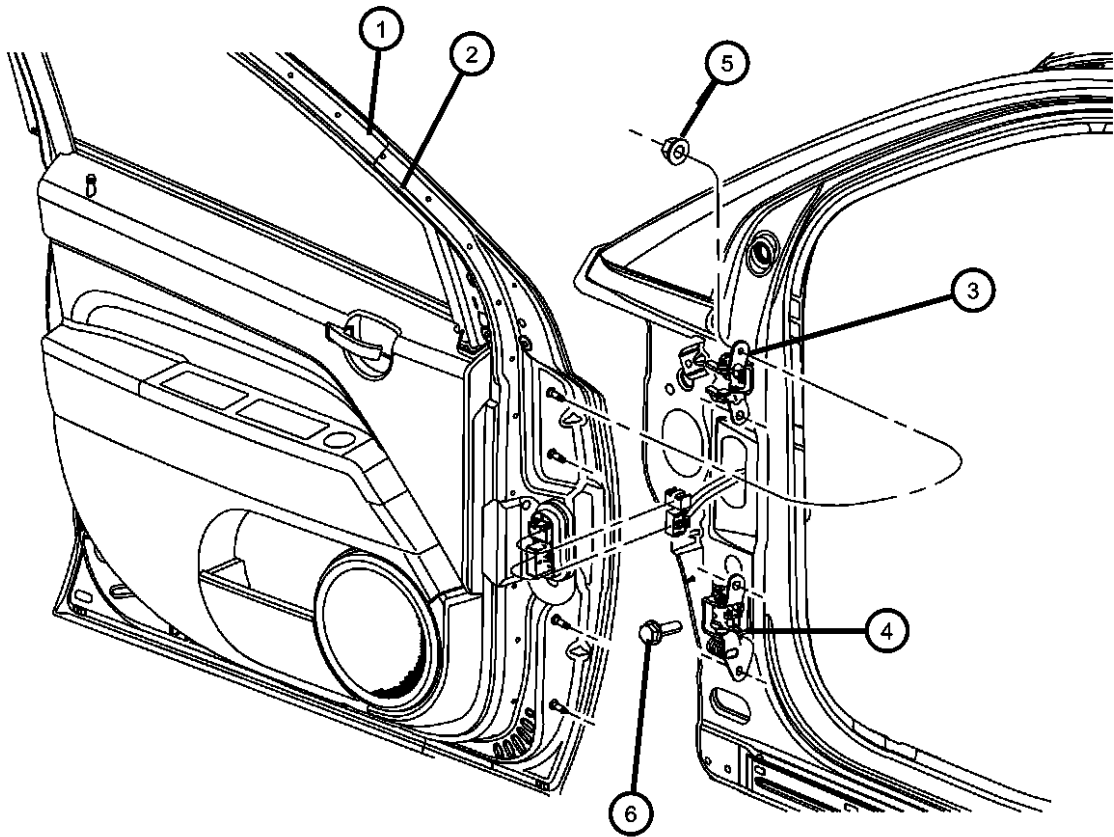


ITEM	PART NUMBER	QTY	LINE	SERIES	BODY	ENGINE	TRANS	TRIM	DESCRIPTION
1	05067706AE	1	J, T, U		74				DOOR, Front, Complete Right
	05067707AE	1	J, T, U		74				Left
	05074944AB	1	J, T, U		49				Right
	05074945AB	1	J, T, U		49				Left
2	05067702AC	1	J, T, U		74				PANEL, Front Door Outer Right
	05067703AC	1	J, T, U		74				Left
	05074946AA	1	J, T, U		49				Right
	05074947AA	1	J, T, U		49				Left
3	05074256AB	1	J, T, U		49				HINGE, Door Right
		1	J, T, U		74				Right
	05074257AB	1	J, T, U		49				Left
		1	J, T, U		74				Left
4	05115712AE	1	J, T, U		49, 74				HINGE ASSY, Lower Door Right
	05115713AE	1	J, T, U		49, 74				Left
5	06101831	4	J, T, U		49				NUT, Hex Flange, M8x1.25 Hinge to Door
		4	J, T, U		74				Hinge to Door
6	06507742AA	8	J, T, U		49				SCREW AND WASHER, Hex Head, M8x1.25x33 To Door Hinge Pillar
		8	J, T, U		74				To Door Hinge Pillar
7	04589050AA	2	J, T, U		49				STRIKER, Door Latch
		2	J, T, U		74				
8	06508312AA	4	J, T, U		49				SCREW, Torx Head, M8X1.25X34
		4	J, T, U		74				
9	04520289	AR	J, T, U		49				SPACER, Door Latch Striker

COMPASS/PATRIOT (MK)		BODY	ENGINE	TRANSMISSION
SERIES	LINE			
H = HIGHLINE	T = JEEP - 2WD	49 = HATCHBACK TYPE #2	ECE = 2.0L 4 Cyl DOHC DPF Diesel Engine	DEF = 6-Speed Manual Aisin BG6 Trans
L = LOWLINE	J = JEEP - 4WD	74 = SPORT UTILITY 4-DR TYPE #4	ED3 = 2.4L 4 Cyl DOHC 16V Dual VVT Engine	DD7 = 5-Speed Manual T355 Transmission
P = PREMIUM	U = JEEP - 4WD (RHD)		ECD = 2.0L 4 Cyl DOHC Diesel 16V Engine	DAV = Continuously Variable Transaxle II
			ECN = 2.0L 4 Cyl DOHC 16V Dual VVT Engine	DAW = Cont.Var. w/Off-Rd Crawl Ratio Trans

AR = use ase required - = Non illustrated part

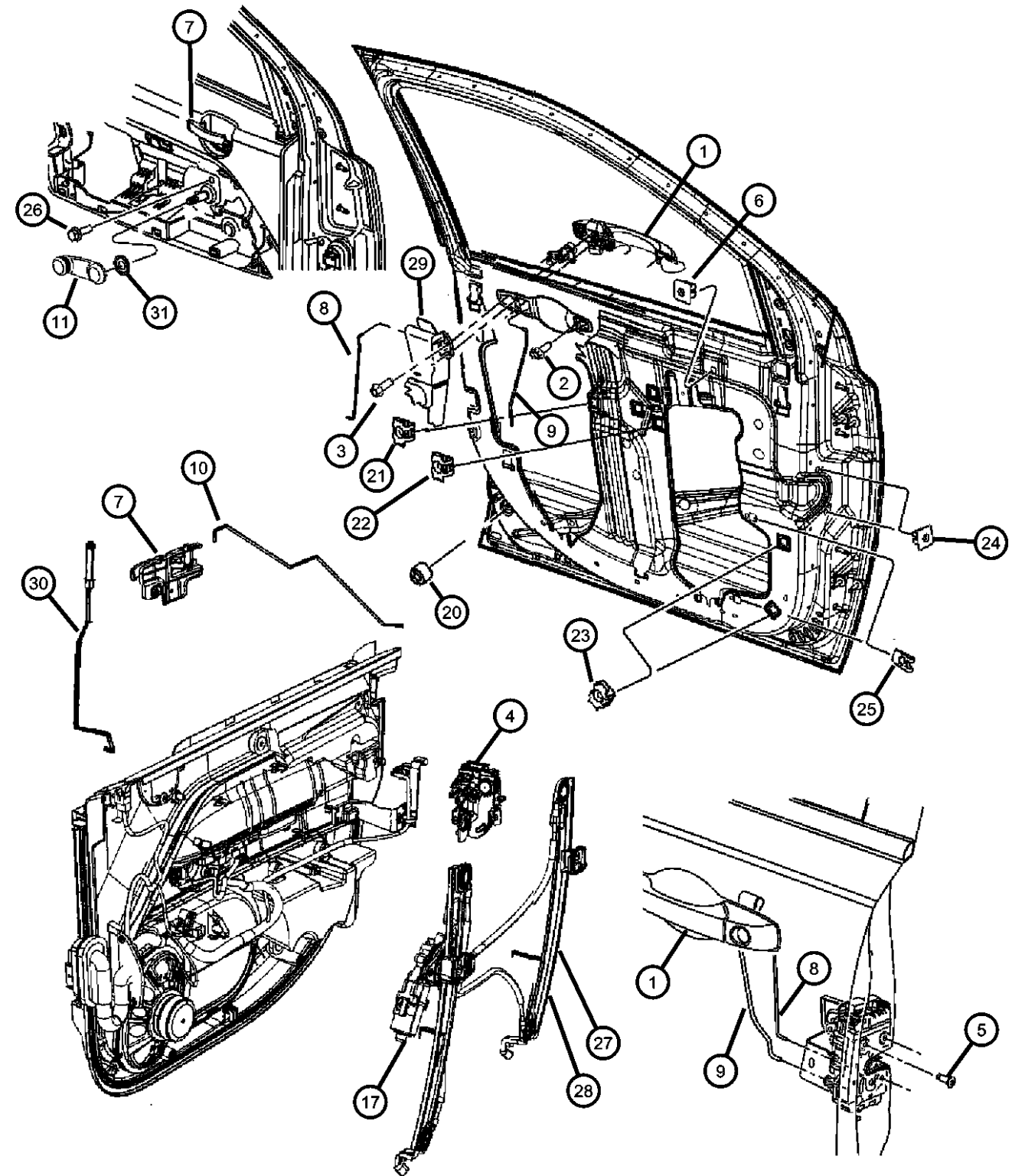
Front Door, Shell and Hinges
Figure 30-105



ITEM	PART NUMBER	QTY	LINE	SERIES	BODY	ENGINE	TRANS	TRIM	DESCRIPTION
10	06505087AA	AR	J, T, U		74				SCREW, Hex Head, M4.2x1.41
		8	J, T, U		49				
		8	J, T, U		74				

COMPASS/PATRIOT (MK)		BODY	ENGINE	TRANSMISSION
SERIES	LINE			
H = HIGHLINE	T = JEEP - 2WD	49 = HATCHBACK TYPE #2	ECE = 2.0L 4 Cyl DOHC DPF Diesel Engine	DEF = 6-Speed Manual Aisin BG6 Trans
L = LOWLINE	J = JEEP - 4WD	74 = SPORT UTILITY 4-DR TYPE #4	ED3 = 2.4L 4 Cyl DOHC 16V Dual VVT Engine	DD7 = 5-Speed Manual T355 Transmission
P = PREMIUM	U = JEEP - 4WD (RHD)		ECD = 2.0L 4 Cyl DOHC Diesel 16V Engine	DAV = Continuously Variable Transaxle II
			ECN = 2.0L 4 Cyl DOHC 16V Dual VVT Engine	DAW = Cont.Var. w/Off-Rd Crawl Ratio Trans

Front Door, Hardware Components
Figure 30-125

	ITEM	PART NUMBER	QTY	LINE	SERIES	BODY	ENGINE	TRANS	TRIM	DESCRIPTION
	1									HANDLE, Exterior Door
		04589297AD	1	U		49, 74				Export, With Thatcham, Left
		05074188AF	1	J, T, U		49, 74				With Key Cylinder Hole, Right
		05074189AF	1	J, T		49, 74				With Key Cylinder Hole, Left
		05074194AF	1	J, T, U		74				Without Key Cylinder Hole, Right
			1	J, T, U		49				Without Key Cylinder Hole, Right
		05074195AF	1	J, T, U		74				Without Key Cylinder Hole, Left
	2									SCREW, Tapping
		06508074AA	6	J, T		49				
			6	J, T, U		74				
	3	06102024	2	U		49, 74				SCREW, Hex Flange Head, M6x1.00x20.00
	4									LATCH, Front Door
		04589095AF	1	U		49				Left
			1	U		74				Left
		04589096AF	1	U		49				Right
			1	U		74				Right
		04589409AE	1	J, T		49				With Power Locks [JPH], Left
			1	J, T		74				With Power Locks [JPH], Left
		04589410AE	1	J, T		49				With Manual Locks [JE8], Right
			1	J, T		74				With Manual Locks [JE8], Right
		04589411AE	1	J, T		49				With Manual Locks [JE8], Left
			1	J, T		74				With Manual Locks [JE8], Left
		04589416AE	1	J, T		49				With Power Locks [JPH], Right
			1	J, T		74				With Power Locks [JPH], Right
	5									SCREW
		06508313AA	6	J, T, U		49				Latch to Door
			6	J, T, U		74				Latch to Door
	6									NUT, Inside Remote Handle
		06508506AA	2	J, T, U		49				
			2	J, T, U		74				
	7									HANDLE, Inside Remote Control
		1DC18SZ0AB	1	U		49				Right
<div>COMPASS/PATRIOT (MK) SERIES LINE H = HIGHLINE T = JEEP - 2WD L = LOWLINE J = JEEP - 4WD P = PREMIUM U = JEEP - 4WD (RHD)</div> <div>BODY 49 = HATCHBACK TYPE #2 74 = SPORT UTILITY 4-DR TYPE #4</div> <div>ENGINE ECE = 2.0L 4 Cyl DOHC DPF Diesel Engine ED3 = 2.4L 4 Cyl DOHC 16V Dual VVT Engine ECD = 2.0L 4 Cyl DOHC Diesel 16V Engine ECN = 2.0L 4 Cyl DOHC 16V Dual VVT Engine</div> <div>TRANSMISSION DEF = 6-Speed Manual Aisin BG6 Trans DD7 = 5-Speed Manual T355 Transmission DAV = Continuously Variable Transaxle II DAW = Cont.Var. w/Off-Rd Crawl Ratio Trans</div>										

AR = use ase required - = Non illustrated part

Front Door, Hardware Components
Figure 30-125

ITEM	PART NUMBER	QTY	LINE	SERIES	BODY	ENGINE	TRANS	TRIM	DESCRIPTION
	1DC19SZ0AB	1	J, T		49				Right
		1	J, T		74				Right
		1	U		74				Right
		1	U		49				Left
		1	J, T		49				Left
		1	J, T		74				Left
		1	U		74				Left
	8								LINK, KEY CYLINDER TO LATCH, Front Door
	05115820AA	1	J, T, U		49				Right
	05115821AA	1	J, T, U		49				Left
05160076AA	1	J, T, U		74				Right	
05160077AA	1	J, T, U		74				Left	
9									LINK, Outside Handle To Latch, Front Door
05115822AB	1	J, T		49				Right	
05115823AB	1	J, T		49				Left	
05116422AA	1	U		74				Right	
05116423AA	1	U		74				Left	
05155444AB	1	J, T		74				Right	
05155445AB	1	J, T		74				Left	
05160244AA	1	U		49				Right	
05160245AA	1	U		49				Left	
10									LINK, Front Door Inside Remote Control to Latch
05074172AA	1	J, T		49				Right	
	1	U		49				Right	
	1	J, T		74				Right	
	1	U		74				Right	
05115865AA	1	J, T		74				Left	
	1	U		49				Left	
	1	J, T		49				Left	
	1	U		74				Left	
11									HANDLE, Window Regulator

COMPASS/PATRIOT (MK)

SERIES

LINE

H = HIGHLINE

L = LOWLINE

P = PREMIUM

T = JEEP - 2WD

J = JEEP - 4WD

U = JEEP - 4WD (RHD)

BODY

49 = HATCHBACK TYPE #2

74 = SPORT UTILITY 4-DR TYPE #4

ENGINE

ECE = 2.0L 4 Cyl DOHC DPF Diesel Engine

ED3 = 2.4L 4 Cyl DOHC 16V Dual VVT Engine

ECD = 2.0L 4 Cyl DOHC Diesel 16V Engine

ECN = 2.0L 4 Cyl DOHC 16V Dual VVT Engine

TRANSMISSION

DEF = 6-Speed Manual Aisin BG6 Trans

DD7 = 5-Speed Manual T355 Transmission

DAV = Continuously Variable Transaxle II

DAW = Cont.Var. w/Off-Rd Crawl Ratio Trans

AR = use ase required - = Non illustrated part

Front Door, Hardware Components
Figure 30-125

										ITEM	PART NUMBER	QTY	LINE	SERIES	BODY	ENGINE	TRANS	TRIM	DESCRIPTION
											0FW80BDA	2	J, T, U		49				[DA]
												2	J, T, U		74				[DA]
											0FW80DKA	2	J, T, U		74				[KA]
												2	J, T, U		49				[KA]
										-12									CLIP, Latch Link, Orange, Left, Power and Manual Latch
											04658445	1	J, T		74				
												1	J, T		49				
										-13									CLIP, Latch Link, Red, Right, Power and Manual Latch
											04658674	1	J, T		74				
												1	J, T		49				
												1	U		74				
												1	U		49				
										-14									CLIP, Latch Link, White, Left, Power and Manual Latch
											04658676	1	J, T		74				
												1	J, T		49				
												1	U		74				
										-15									CLIP, Latch Link, Yellow, Right, Power and Manual Latch
											04589017AA	1	J, T		74				
												1	J, T		49				
												1	U		74				
												1	U		49				
										-16									DRIVE, Manual Window Regulator
											68025462AA	1	J, T		74				Right
												1	J, T		49				Right
											68025463AA	1	J, T		74				Left
												1	J, T		49				Left
										17									MOTOR, Window Regulator
											68002898AA	1	J, T		74				Right
												1	U		74				Right
												1	J, T		49				Right
										COMPASS/PATRIOT (MK)									
										SERIES		LINE		BODY		ENGINE		TRANSMISSION	
										H = HIGHLINE		T = JEEP - 2WD		49 = HATCHBACK TYPE #2		ECE = 2.0L 4 Cyl DOHC DPF Diesel Engine		DEF = 6-Speed Manual Aisin BG6 Trans	
										L = LOWLINE		J = JEEP - 4WD		74 = SPORT UTILITY 4-DR TYPE #4		ED3 = 2.4L 4 Cyl DOHC 16V Dual VVT Engine		DD7 = 5-Speed Manual T355 Transmission	
										P = PREMIUM		U = JEEP - 4WD (RHD)				ECD = 2.0L 4 Cyl DOHC Diesel 16V Engine		DAV = Continuously Variable Transaxle II	
																ECN = 2.0L 4 Cyl DOHC 16V Dual VVT Engine		DAW = Cont.Var. w/Off-Rd Crawl Ratio Trans	

AR = use ase required - = Non illustrated part

Front Door, Hardware Components
Figure 30-125

											ITEM	PART NUMBER	QTY	LINE	SERIES	BODY	ENGINE	TRANS	TRIM	DESCRIPTION
													1	U		49				Right
												68002899AA	1	J, T		74				Left
													1	U		74				Left
													1	J, T		49				Left
													1	U		49				Left
											-18									CLIP, Latch Link, Green, Left Power and manual Latch
												04658675	1	J, T		74				
													1	J, T		49				
													1	U		74				
													1	U		49				
											-19									CLIP, Latch Link, Purple, Right, Manual Latch
												04658444	1	J, T		74				
													1	J, T		49				
											20	05160047AB	4	J, T, U		49, 74				BUMPER, Door
											21									NUT, Snap In, Pull Cup Bracket to Inner Panel
												06506955AA	2	J, T, U		49				
													2	J, T, U		74				
											22									NUT, Snap In
												06506955AA	6	J, T, U		49				Manual Regulator to Inner Panel
													6	J, T, U		74				Manual Regulator to Inner Panel
											23									NUT, Snap In
												06506955AA	4	J, T, U		49				Trim Panel to Front Corner
													4	J, T, U		74				Trim Panel to Front Corner
											24									NUT, Snap In, M4.2 x 1.41
												06508251AA	8	J, T, U		49				Door Grommet to Door
													8	J, T, U		74				
											25									NUT
												06508482AA	4	J, T, U		49				Speaker Attach to Inner Panel Clip
													4	J, T, U		74				Speaker Attach to Inner Panel Clip
											26									SCREW, Trim, Manual Regulator
											<div>COMPASS/PATRIOT (MK)</div> <div><div>SERIES</div><div>LINE</div></div> <div><div>H = HIGHLINE</div><div>T = JEEP - 2WD</div><div>L = LOWLINE</div><div>J = JEEP - 4WD</div><div>P = PREMIUM</div><div>U = JEEP - 4WD (RHD)</div></div>									
											<div>BODY</div> <div>49 = HATCHBACK TYPE #2</div> <div>74 = SPORT UTILITY 4-DR</div> <div>TYPE #4</div>									
											<div>ENGINE</div> <div>ECE = 2.0L 4 Cyl DOHC DPF</div> <div>Diesel Engine</div> <div>ED3 = 2.4L 4 Cyl DOHC 16V</div> <div>Dual VVT Engine</div> <div>ECD = 2.0L 4 Cyl DOHC</div> <div>Diesel 16V Engine</div> <div>ECN = 2.0L 4 Cyl DOHC 16V</div> <div>Dual VVT Engine</div>									
											<div>TRANSMISSION</div> <div>DEF = 6-Speed Manual Aisin BG6</div> <div>Trans</div> <div>DD7 = 5-Speed Manual T355</div> <div>Transmission</div> <div>DAV = Continuously Variable</div> <div>Transaxle II</div> <div>DAW = Cont.Var. w/Off-Rd Crawl</div> <div>Ratio Trans</div>									

AR = use ase required - = Non illustrated part

Front Door, Hardware Components
Figure 30-125

										ITEM	PART NUMBER	QTY	LINE	SERIES	BODY	ENGINE	TRANS	TRIM	DESCRIPTION		
											06105043AA	6	J, T, U		49				To Inner Panel		
												6	J, T, U		74					To Inner Panel	
										27										REGULATOR	
											68002896AA	1	J, T		49					Right	
												1	U		49					Right	
											68002897AA	1	J, T		49					Left	
												1	U		49					Left	
											68004422AA	1	J, T		74					Right	
												1	U		74					Right	
											68004423AA	1	J, T		74					Left	
												1	U		74					Left	
										28										REGULATOR, Front Door Manual	
											68025464AA	1	J, T		49					Right	
											68025465AA	1	J, T		49					Left	
											68025466AA	1	J, T		74					Right	
											68025467AA	1	J, T		74					Left	
										29										SHIELD, Lock Cylinder	
											05116429AD	1	U		74						
											05116503AA	1	U		49						
										30										KNOB AND PUSH ROD, Door Latch	
											05028848AA	1	J, T		74					Right	
												1	U		74					Right	
												1	J, T		49					Right	
												1	U		49					Right	
											05028849AA	1	J, T		74					Left	
												1	U		74					Left	
												1	J, T		49					Left	
												1	U		49					Left	
										31										SPACER, Window Regulator	
											1CP82BDAAA	2	J, T, U		49					[DA]	
												2	J, T, U		74					[DA]	
											1CP82DKAAA	2	J, T, U		74					[KA]	
										COMPASS/PATRIOT (MK)										TRANSMISSION DEF = 6-Speed Manual Aisin BG6 Trans DD7 = 5-Speed Manual T355 Transmission DAV = Continuously Variable Transaxle II DAW = Cont.Var. w/Off-Rd Crawl Ratio Trans	
										SERIES		LINE		BODY		ENGINE					
										H = HIGHLINE		T = JEEP - 2WD		49 = HATCHBACK TYPE #2		ECE = 2.0L 4 Cyl DOHC DPF Diesel Engine					
										L = LOWLINE		J = JEEP - 4WD		74 = SPORT UTILITY 4-DR TYPE #4		ED3 = 2.4L 4 Cyl DOHC 16V Dual VVT Engine					
										P = PREMIUM		U = JEEP - 4WD (RHD)				ECD = 2.0L 4 Cyl DOHC Diesel 16V Engine ECN = 2.0L 4 Cyl DOHC 16V Dual VVT Engine					

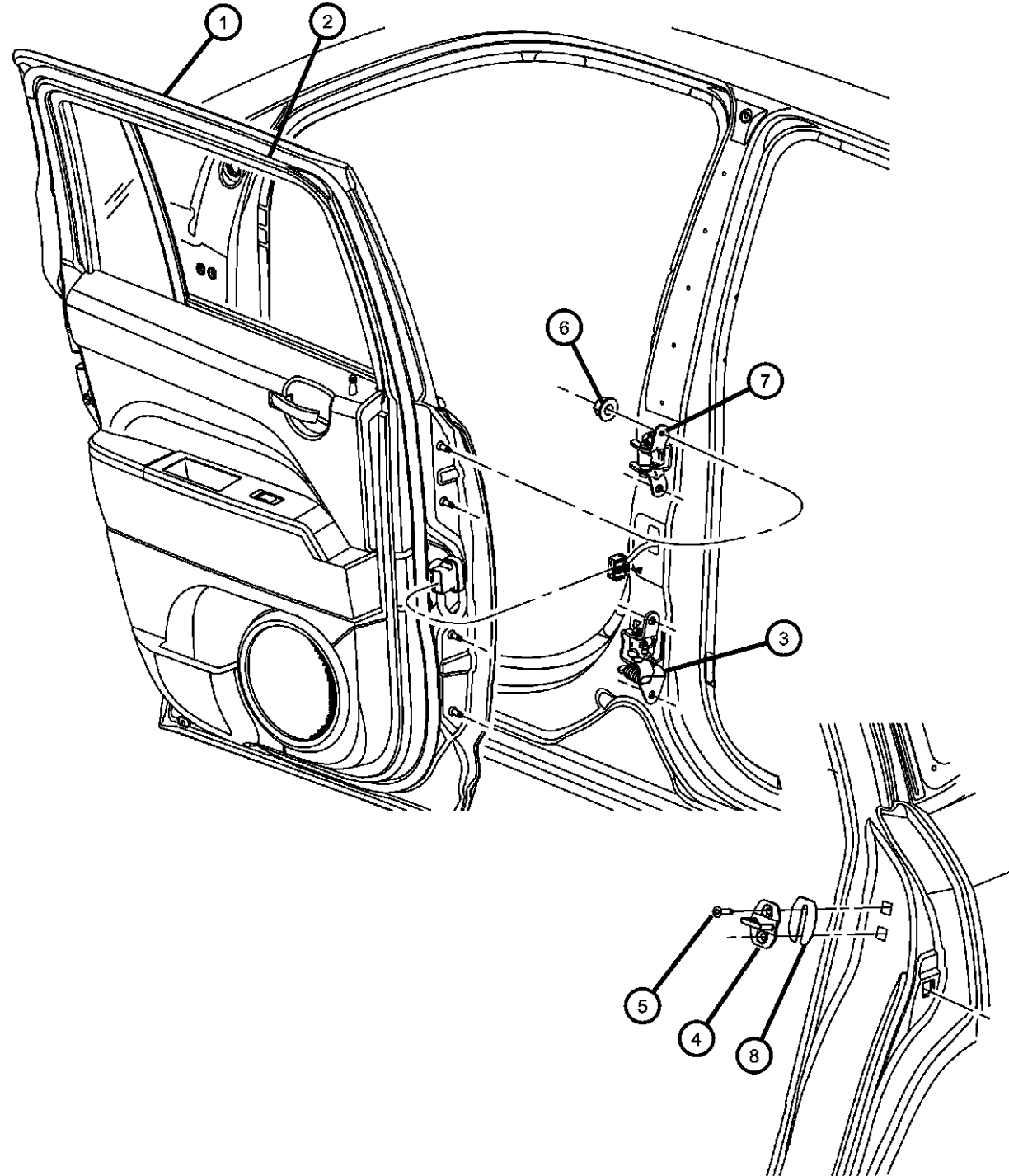
AR = use ase required - = Non illustrated part

Front Door, Hardware Components
Figure 30-125

										ITEM	PART NUMBER	QTY	LINE	SERIES	BODY	ENGINE	TRANS	TRIM	DESCRIPTION
										-32		2	J, T, U		49				[KA] CLIP, Latch Link, Light Blue, Left, Power and Manual Latch
											06506804AA	1	U		74				
												1	U		49				
										-33					74				CLIP, Latch Link, Tan, Left, Power and Manual Latch
											04724214	1	J, T		74				
												1	J, T		49				
										-34					74				CLIP, Latch Link, Brown, Right, Power and Manual Latch
											04724215	1	J, T		74				
												1	J, T		49				
										<div>COMPASS/PATRIOT (MK)</div> <div><div>SERIES</div><div>LINE</div></div> <div><div>H = HIGHLINE</div><div>T = JEEP - 2WD</div><div>L = LOWLINE</div><div>J = JEEP - 4WD</div><div>P = PREMIUM</div><div>U = JEEP - 4WD (RHD)</div></div> <div><div>BODY</div><div>49 = HATCHBACK TYPE #2</div><div>74 = SPORT UTILITY 4-DR TYPE #4</div></div> <div><div>ENGINE</div><div>ECE = 2.0L 4 Cyl DOHC DPF Diesel Engine</div><div>ED3 = 2.4L 4 Cyl DOHC 16V Dual VVT Engine</div><div>ECD = 2.0L 4 Cyl DOHC Diesel 16V Engine</div><div>ECN = 2.0L 4 Cyl DOHC 16V Dual VVT Engine</div></div> <div><div>TRANSMISSION</div><div>DEF = 6-Speed Manual Aisin BG6 Trans</div><div>DD7 = 5-Speed Manual T355 Transmission</div><div>DAV = Continuously Variable Transaxle II</div><div>DAW = Cont.Var. w/Off-Rd Crawl Ratio Trans</div></div>									

AR = use ase required - = Non illustrated part

**Rear Door, Shell and Hinges, Compass
Figure 30-205**



ITEM	PART NUMBER	QTY	LINE	SERIES	BODY	ENGINE	TRANS	TRIM	DESCRIPTION
1									DOOR, Rear
	05074958AB	1	J, T, U		49				Right
	05074959AB	1	J, T, U		49				Left
2									PANEL, Rear Door Outer
	05074960AB	1	J, T, U		49				Right
	05074961AB	1	J, T, U		49				Left
3									HINGE ASSY, Lower Door
	05115712AE	1	J, T, U		49, 74				Right
	05115713AE	1	J, T, U		49, 74				Left
4	04589050AA	2	J, T, U		49				STRIKER, Door Latch
5	06508312AA	4	J, T, U		49				SCREW, Torx Head, M8X1.25X34
6	06101831	4	J, T, U		49				NUT, Hex Flange, M8x1.25
7									HINGE, Door
	05074256AB	1	J, T, U		49				Right
	05074257AB	1	J, T, U		49				Left
	68038790AA	1	J, T, U		49				Right, Export
	68038791AA	1	J, T, U		49				Left, Export
8	55075483	AR	J, T, U		49				SPACER, Door Latch Striker

COMPASS/PATRIOT (MK)

SERIES

H = HIGHLINE
L = LOWLINE
P = PREMIUM

LINE

T = JEEP - 2WD
J = JEEP - 4WD
U = JEEP - 4WD (RHD)

BODY

49 = HATCHBACK TYPE #2
74 = SPORT UTILITY 4-DR
TYPE #4

ENGINE

ECE = 2.0L 4 Cyl DOHC DPF
Diesel Engine
ED3 = 2.4L 4 Cyl DOHC 16V
Dual VVT Engine
ECD = 2.0L 4 Cyl DOHC
Diesel 16V Engine
ECN = 2.0L 4 Cyl DOHC 16V
Dual VVT Engine

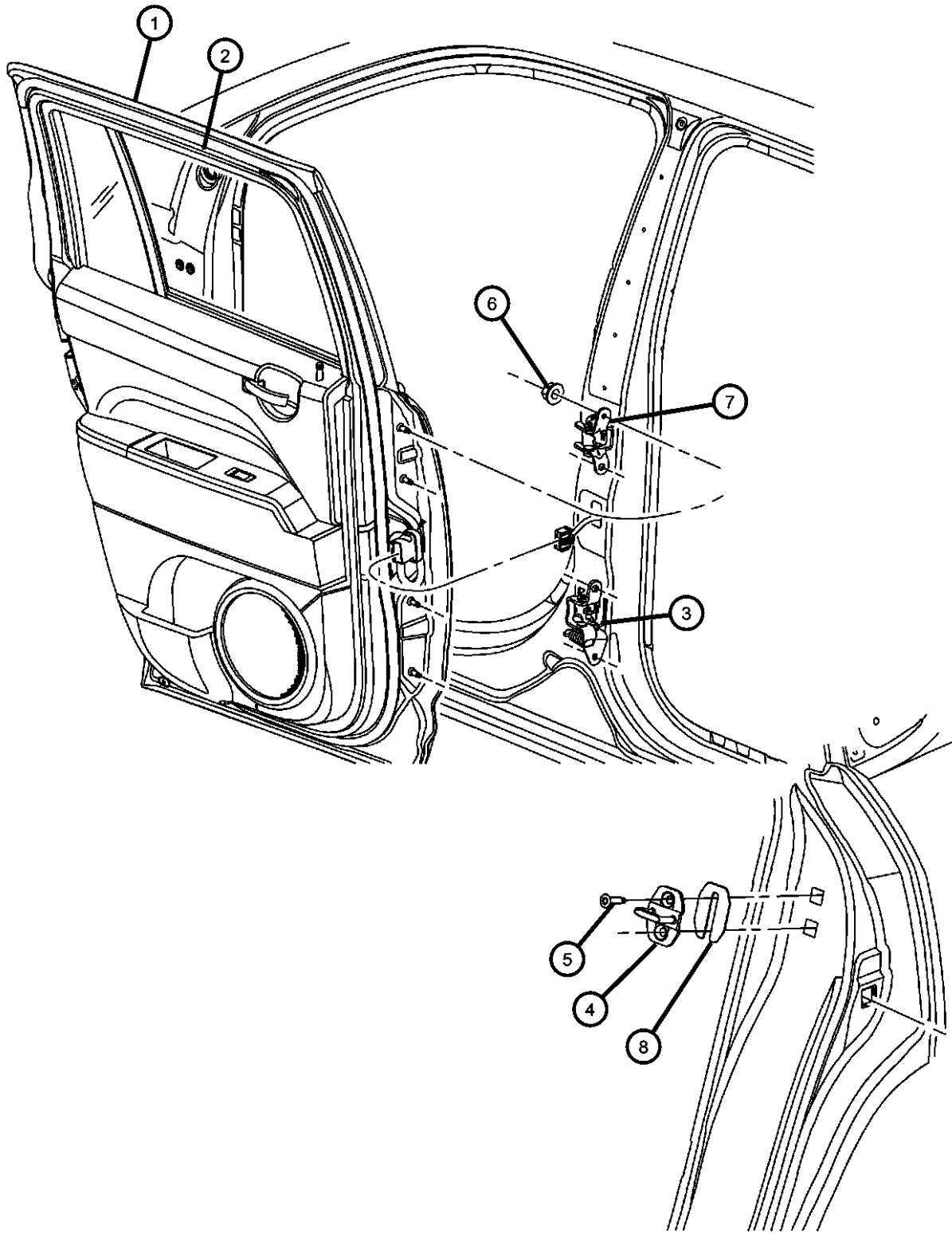
TRANSMISSION

DEF = 6-Speed Manual Aisin BG6
Trans
DD7 = 5-Speed Manual T355
Transmission
DAV = Continuously Variable
Transaxle II
DAW = Cont.Var. w/Off-Rd Crawl
Ratio Trans

AR = use ase required - = Non illustrated part

2008 MK

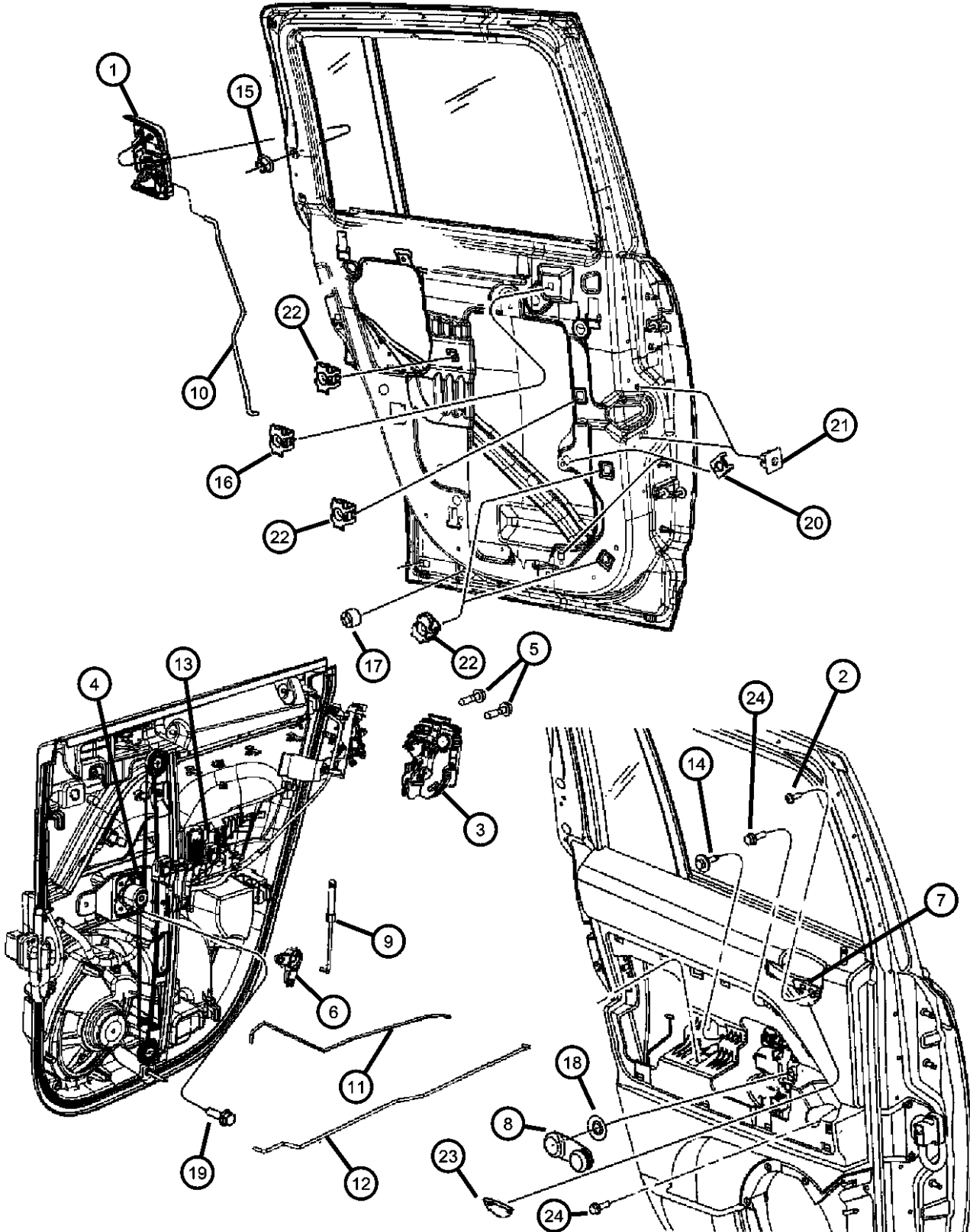
Rear Door, Shell and Hinges, Patriot
Figure 30-210



ITEM	PART NUMBER	QTY	LINE	SERIES	BODY	ENGINE	TRANS	TRIM	DESCRIPTION
1									DOOR, Rear
	05067712AC	1	J, T, U		74				Right
	05067713AC	1	J, T, U		74				Left
2									PANEL, Rear Door Outer
	05067714AB	1	J, T, U		74				Right
	05067715AB	1	J, T, U		74				Left
3									HINGE ASSY, Lower Door
	05115712AE	1	J, T, U		74				Right
	05115713AE	1	J, T, U		74				Left
4	04589050AA	2	J, T, U		74				STRIKER, Door Latch
5	06508312AA	4	J, T, U		74				SCREW, Torx Head, M8X1.25X34
6	06101831	4	J, T, U		74				NUT, Hex Flange, M8x1.25
7									HINGE, Door
	05074256AB	1	J, T, U		74				Right
	05074257AB	1	J, T, U		74				Left
8	55075483	AR	J, T, U		74				SPACER, Door Latch Striker

COMPASS/PATRIOT (MK)		BODY	ENGINE	TRANSMISSION
SERIES	LINE			
H = HIGHLINE	T = JEEP - 2WD	49 = HATCHBACK TYPE #2	ECE = 2.0L 4 Cyl DOHC DPF Diesel Engine	DEF = 6-Speed Manual Aisin BG6 Trans
L = LOWLINE	J = JEEP - 4WD	74 = SPORT UTILITY 4-DR TYPE #4	ED3 = 2.4L 4 Cyl DOHC 16V Dual VVT Engine	DD7 = 5-Speed Manual T355 Transmission
P = PREMIUM	U = JEEP - 4WD (RHD)		ECD = 2.0L 4 Cyl DOHC Diesel 16V Engine	DAV = Continuously Variable Transaxle II
			ECN = 2.0L 4 Cyl DOHC 16V Dual VVT Engine	DAW = Cont.Var. w/Off-Rd Crawl Ratio Trans

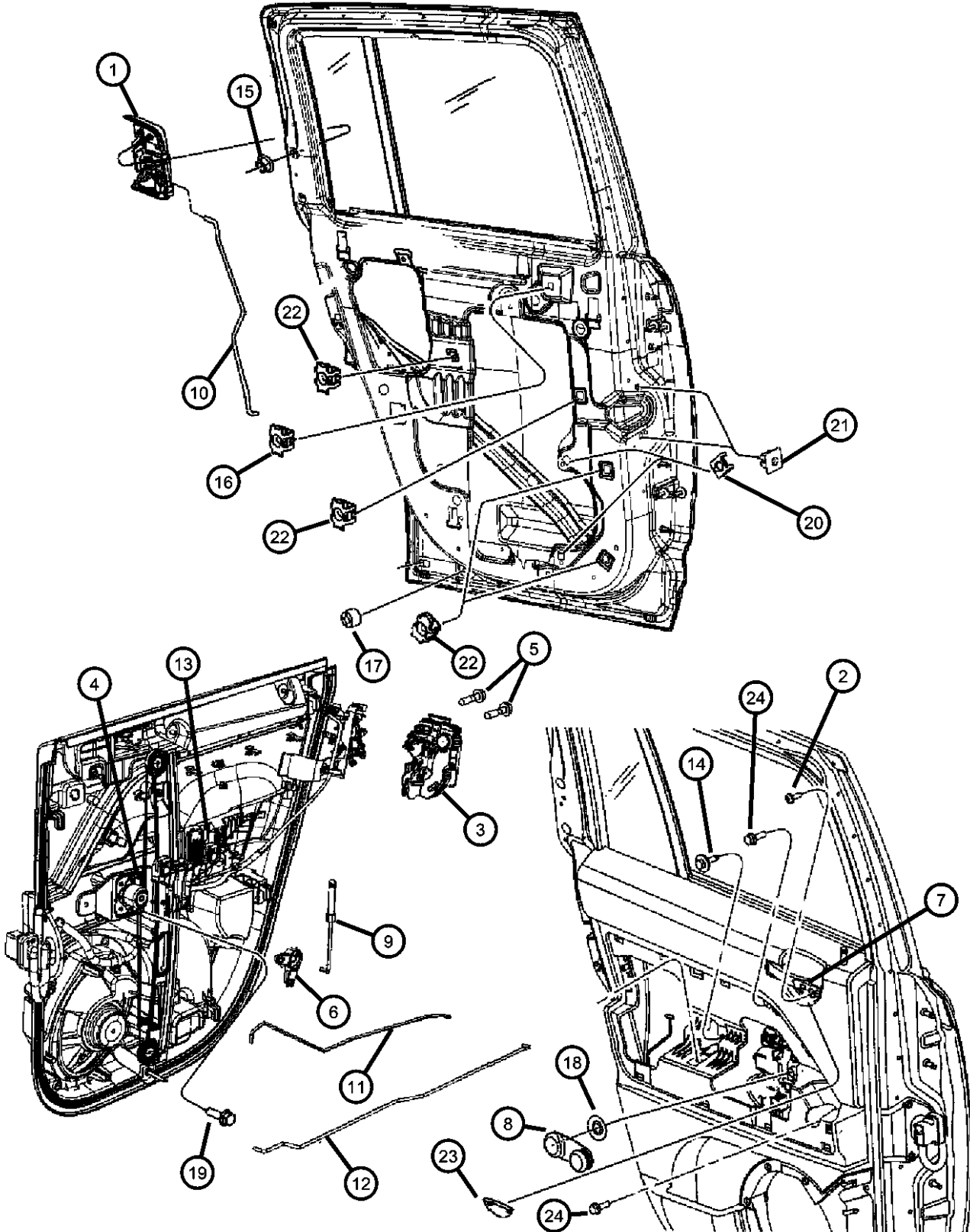
Rear Door, Hardware Components, Compass
Figure 30-225



ITEM	PART NUMBER	QTY	LINE	SERIES	BODY	ENGINE	TRANS	TRIM	DESCRIPTION
1									HANDLE, Exterior Door
	05115826AE	1	J, T, U		49				Right
	05115827AE	1	J, T, U		49				Left
2	06104579AA	2	J, T, U		49				SCREW, Tapping, Handle to Sheet Metal
3									LATCH, Rear Door
	04589412AE	1	J, T		49				Right, Manual
	04589413AE	1	J, T		49				Left, Manual
	04589414AE	1	J, T		49				Right, Power
	04589415AE	1	J, T		49				Left, Power
	04589418AD	1	U		49				Right
	04589419AD	1	U		49				Left
4									REGULATOR, Rear Door Window
	05074938AA	1	J, T		49				Right, Manual
	05074939AA	1	J, T		49				Left, Manual
	68002888AA	1	J, T		49				Right, Power
		1	U		49				Right, Power
	68002889AA	1	J, T		49				Left, Power
		1	U		49				Left, Power
5	06508313AA	6	J, T, U		49				SCREW, Latch to Door Sheet Metal
6									BELLCRANK, Outside Door Handle
	04589104AA	1	U		49				
		1	J, T		49				
7									HANDLE, Inside Remote Control
	1DC18SZ0AB	1	U		49				Right
		1	J, T		49				Right
	1DC19SZ0AB	1	U		49				Left
		1	J, T		49				Left
8									HANDLE, Window Regulator
	0FW80BDA	2	J, T, U		49				[DA]
	0FW80DKA	2	J, T, U		49				[KA]
9									KNOB AND PUSH ROD, Door Latch

COMPASS/PATRIOT (MK)		BODY		ENGINE	TRANSMISSION
SERIES	LINE				
H = HIGHLINE	T = JEEP - 2WD	49 = HATCHBACK TYPE #2		ECE = 2.0L 4 Cyl DOHC DPF Diesel Engine	DEF = 6-Speed Manual Aisin BG6 Trans
L = LOWLINE	J = JEEP - 4WD	74 = SPORT UTILITY 4-DR TYPE #4		ED3 = 2.4L 4 Cyl DOHC 16V Dual VVT Engine	DD7 = 5-Speed Manual T355 Transmission
P = PREMIUM	U = JEEP - 4WD (RHD)			ECD = 2.0L 4 Cyl DOHC Diesel 16V Engine	DAV = Continuously Variable Transaxle II
				ECN = 2.0L 4 Cyl DOHC 16V Dual VVT Engine	DAW = Cont.Var. w/Off-Rd Crawl Ratio Trans

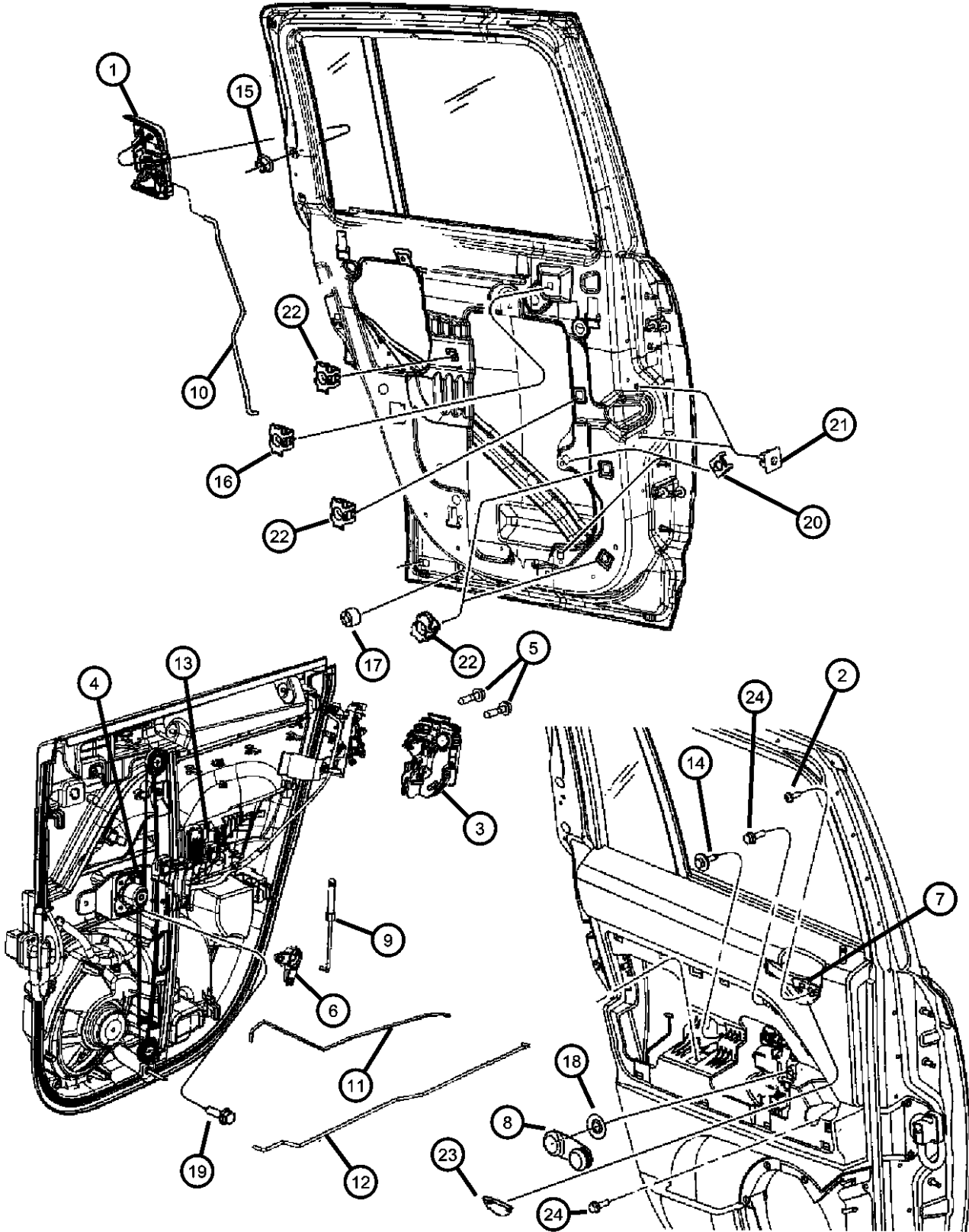
Rear Door, Hardware Components, Compass
Figure 30-225



ITEM	PART NUMBER	QTY	LINE	SERIES	BODY	ENGINE	TRANS	TRIM	DESCRIPTION
10	05028850AA	1	J, T		49				LINK, Outside Handle To Latch, Rear Door Right
		1	U		49				
	05115824AB	1	J, T		49				
	05115825AB	1	J, T		49				
	05160246AA	1	U		49				
11	05160247AA	1	U		49				LINK, Inside handle To Latch, Rear Door Right
	05115866AA	1	J, T		49				
		1	U		49				
	05115867AA	1	J, T		49				
12		1	U		49				LINK AND SLEEVE, Rear Door Inside Remote to Latch
	05160018AA	1	U		49				
		1	J, T		49				
13									MOTOR, Window Regulator Right
	05179962AA	1	J, T		49				
		1	U		49				
	05179963AA	1	U		49				
		1	J, T		49				
14	06105099AA	2	J, T, U		49				SCREW AND WASHER, Hex Head, M6X1.0X30.00, Pull Cup Bracket to Door Panel NUT, Hex
	06102398AA	4	J, T, U		49				
	06508506AA	2	J, T, U		49				
	05160047AB	4	J, T, U		49				
18									BUMPER, Door SPACER, Window Regulator [DA] [KA]
	1CP82BDAAA	2	J, T, U		49				
	1CP82DKAAA	2	J, T, U		49				
	06105043AA	6	J, T, U		49				
	06508482AA	4	J, T, U		49				

COMPASS/PATRIOT (MK)		BODY		ENGINE		TRANSMISSION	
SERIES	LINE						
H = HIGHLINE	T = JEEP - 2WD	49 = HATCHBACK TYPE #2		ECE = 2.0L 4 Cyl DOHC DPF Diesel Engine		DEF = 6-Speed Manual Aisin BG6 Trans	
L = LOWLINE	J = JEEP - 4WD	74 = SPORT UTILITY 4-DR TYPE #4		ED3 = 2.4L 4 Cyl DOHC 16V Dual VVT Engine		DD7 = 5-Speed Manual T355 Transmission	
P = PREMIUM	U = JEEP - 4WD (RHD)			ECD = 2.0L 4 Cyl DOHC Diesel 16V Engine		DAV = Continuously Variable Transaxle II	
				ECN = 2.0L 4 Cyl DOHC 16V Dual VVT Engine		DAW = Cont.Var. w/Off-Rd Crawl Ratio Trans	

Rear Door, Hardware Components, Compass
Figure 30-225

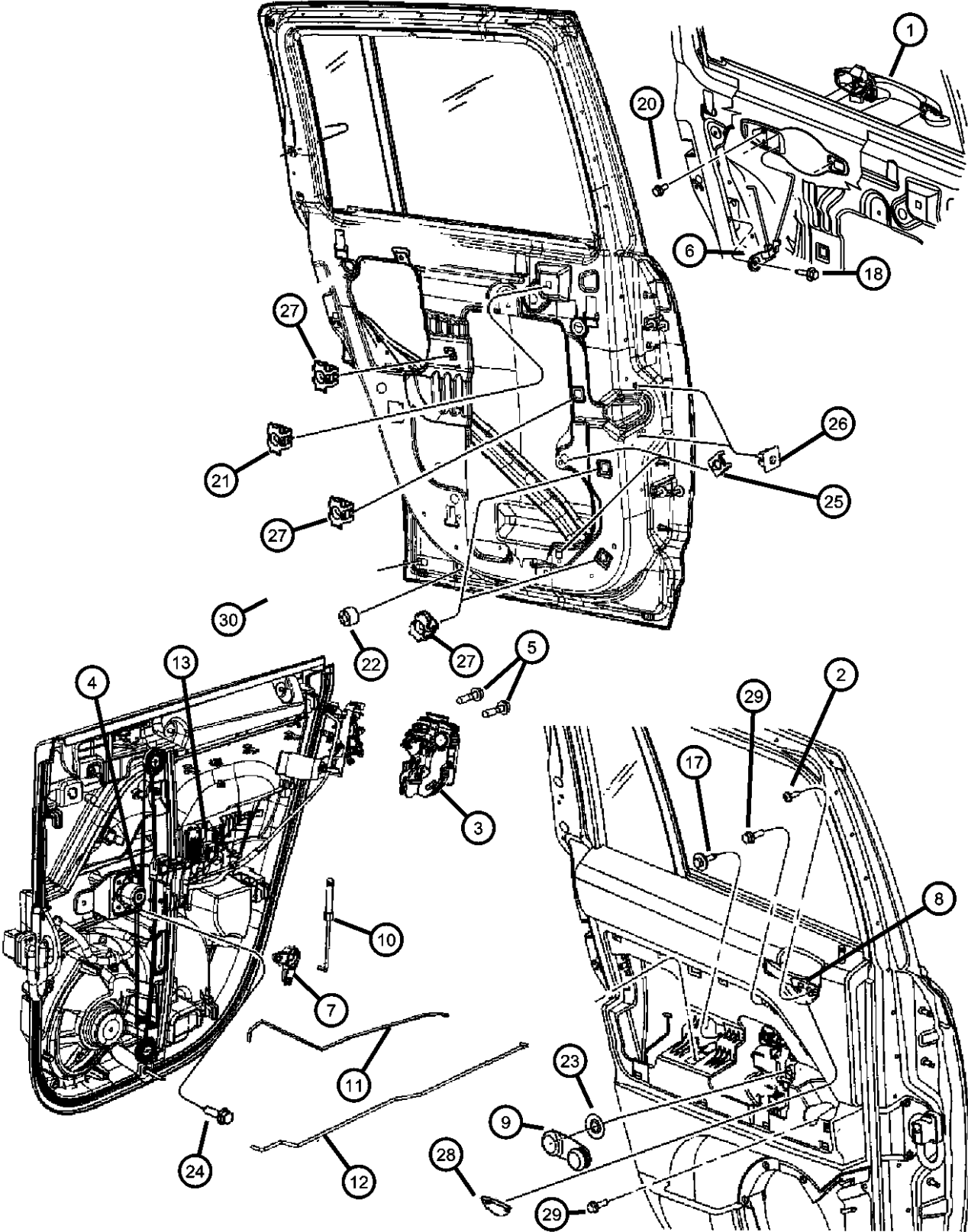


ITEM	PART NUMBER	QTY	LINE	SERIES	BODY	ENGINE	TRANS	TRIM	DESCRIPTION
21	06508251AA	8	J, T, U		49				NUT, Snap In, M4.2 x 1.41
22									NUT, Snap In
	06506955AA	4	J, T, U		49				Door Trim to Body
		2	J, T, U		49				Pull Cup Bracket to Inner Panel
		2	J, T, U		49				Manual Window Regulator to Inner Panel
23									PLUG, Door Trim Panel
	1BH30DK7AB	1	J, T, U		49				[KA], Right
	1BH30XDVAB	1	J, T, U		49				[DA], Right
	1BH31DK7AB	1	J, T, U		49				[KA], Left
	1BH31XDVAB	1	J, T, U		49				[DA], Left
24	06104336AA	2	J, T, U		49, 74				SCREW, Hex Flange Head, M6X1.0x20.0, Regulator Rail to Rail

COMPASS/PATRIOT (MK)		BODY		ENGINE	TRANSMISSION
SERIES	LINE				
H = HIGHLINE	T = JEEP - 2WD	49 = HATCHBACK TYPE #2		ECE = 2.0L 4 Cyl DOHC DPF Diesel Engine	DEF = 6-Speed Manual Aisin BG6 Trans
L = LOWLINE	J = JEEP - 4WD	74 = SPORT UTILITY 4-DR TYPE #4		ED3 = 2.4L 4 Cyl DOHC 16V Dual VVT Engine	DD7 = 5-Speed Manual T355 Transmission
P = PREMIUM	U = JEEP - 4WD (RHD)			ECD = 2.0L 4 Cyl DOHC Diesel 16V Engine	DAV = Continuously Variable Transaxle II
				ECN = 2.0L 4 Cyl DOHC 16V Dual VVT Engine	DAW = Cont.Var. w/Off-Rd Crawl Ratio Trans

AR = use ase required - = Non illustrated part

Rear Door, Hardware Components, Patriot
Figure 30-230

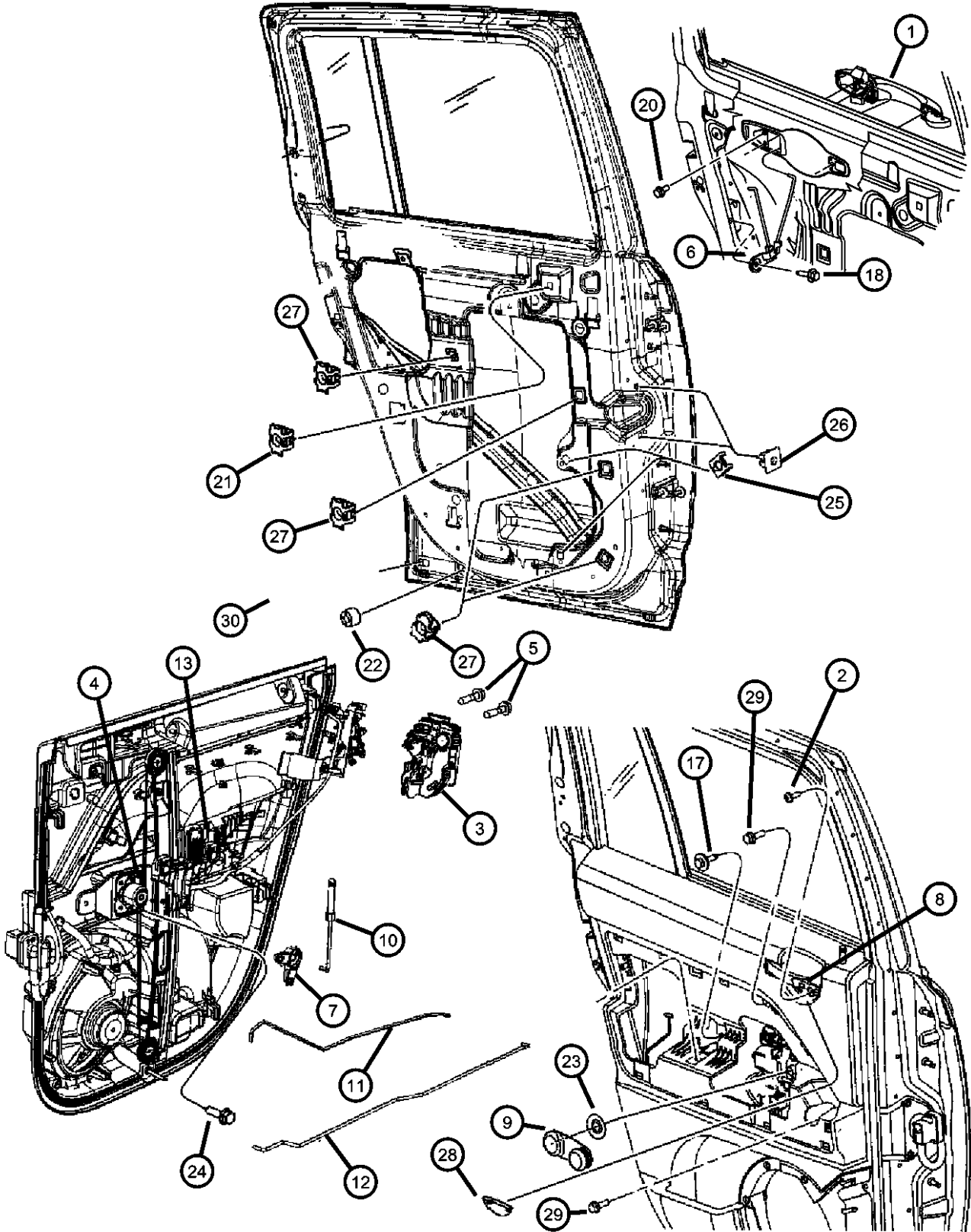


ITEM	PART NUMBER	QTY	LINE	SERIES	BODY	ENGINE	TRANS	TRIM	DESCRIPTION
1	05074194AF	1	J, T, U		74				HANDLE, Exterior Door Right
	05074195AF	1			74				Left
2	06104579AA	2	J, T, U		74				SCREW, Tapping
3									LATCH, Rear Door
	04589412AE	1	J, T		74				Manual Locks, Right
	04589413AE	1	J, T		74				Manual Locks, Left
	04589414AE	1	J, T		74				Power Locks, Right
	04589415AE	1	J, T		74				Power Locks, Left
	04589418AD	1	U		74				Right
	04589419AD	1	U		74				Left
4									REGULATOR, Rear Door Window
	05291802AA	1	J, T		74				Manual Locks, Right
	05291803AA	1	J, T		74				Manual Locks, Left
	68002892AA	1	J, T		74				Power Locks, Right
		1	U		74				Power Locks, Right
	68002893AA	1	J, T		74				Power Locks, Left
		1	U		74				Power Locks, Left
5	06508313AA	6	J, T, U		74				SCREW
6									BELLCRANK, Outside Door Handle
	05116396AB	1	U		74				Right
	05116397AB	1	U		74				Left
	05160082AB	1	J, T		74				Right
	05160083AB	1	J, T		74				Left
7									BELLCRANK, Outside Door Handle
	04589104AA	1	J, T		74				
		1	U		74				
8									HANDLE, Inside Remote Control
	1DC18SZ0AB	1	J, T		74				Right
		1	U		74				Right
	1DC19SZ0AB	1	J, T		74				Left
		1	U		74				Left

COMPASS/PATRIOT (MK)		BODY	ENGINE	TRANSMISSION
SERIES	LINE			
H = HIGHLINE	T = JEEP - 2WD	49 = HATCHBACK TYPE #2	ECE = 2.0L 4 Cyl DOHC DPF Diesel Engine	DEF = 6-Speed Manual Aisin BG6 Trans
L = LOWLINE	J = JEEP - 4WD	74 = SPORT UTILITY 4-DR TYPE #4	ED3 = 2.4L 4 Cyl DOHC 16V Dual VVT Engine	DD7 = 5-Speed Manual T355 Transmission
P = PREMIUM	U = JEEP - 4WD (RHD)		ECD = 2.0L 4 Cyl DOHC Diesel 16V Engine	DAV = Continuously Variable Transaxle II
			ECN = 2.0L 4 Cyl DOHC 16V Dual VVT Engine	DAW = Cont.Var. w/Off-Rd Crawl Ratio Trans

AR = use ase required - = Non illustrated part

Rear Door, Hardware Components, Patriot
Figure 30-230

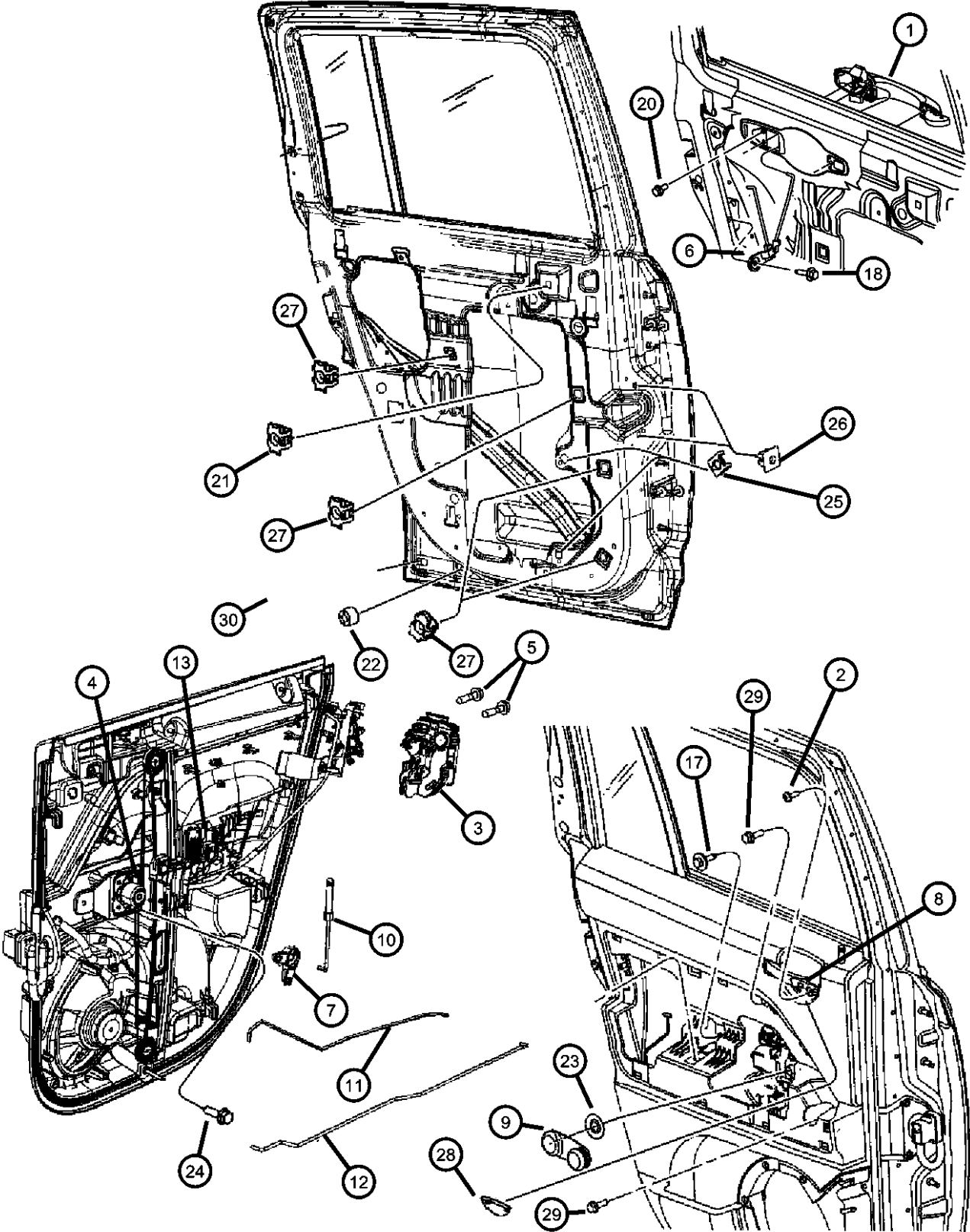


ITEM	PART NUMBER	QTY	LINE	SERIES	BODY	ENGINE	TRANS	TRIM	DESCRIPTION
9	0FW80BDA	2	J, T, U		74				HANDLE, Window Regulator [DA]
	0FW80DKA	2	J, T, U		74				[KA]
10	05028850AA	1	J, T		74				KNOB AND PUSH ROD, Door Latch
		1	U		74				
11	05115866AA	1	J, T		74				LINK, Inside handle To Latch, Rear Door Right Right Left Left
		1	U		74				
	05115867AA	1	J, T		74				
		1	U		74				
12	05160018AA	1	J, T		74				LINK AND SLEEVE, Rear Door Inside Remote to Latch Right Right Left Left
		1	U		74				
	05160019AA	1	J, T		74				
		1	U		74				
13	05179962AA	1	J, T		74				MOTOR, Window Regulator Right Right Left Left
		1	U		74				
	05179963AA	1	J, T		74				
		1	U		74				
-14	04589017AA	1	J, T		74				CLIP, Latch Link, Yellow, Left Latch
		1	U		74				
-15	04658674	1	J, T		74				CLIP, Latch Link, Red, Right Latch
		1	U		74				
-16	04658676	1	J, T		74				CLIP, Latch Link, White, Right Latch
		1	U		74				

COMPASS/PATRIOT (MK)		BODY	ENGINE	TRANSMISSION
SERIES	LINE			
H = HIGHLINE	T = JEEP - 2WD	49 = HATCHBACK TYPE #2	ECE = 2.0L 4 Cyl DOHC DPF Diesel Engine	DEF = 6-Speed Manual Aisin BG6 Trans
L = LOWLINE	J = JEEP - 4WD	74 = SPORT UTILITY 4-DR TYPE #4	ED3 = 2.4L 4 Cyl DOHC 16V Dual VVT Engine	DD7 = 5-Speed Manual T355 Transmission
P = PREMIUM	U = JEEP - 4WD (RHD)		ECD = 2.0L 4 Cyl DOHC Diesel 16V Engine	DAV = Continuously Variable Transaxle II
			ECN = 2.0L 4 Cyl DOHC 16V Dual VVT Engine	DAW = Cont.Var. w/Off-Rd Crawl Ratio Trans

AR = use ase required - = Non illustrated part

Rear Door, Hardware Components, Patriot
Figure 30-230

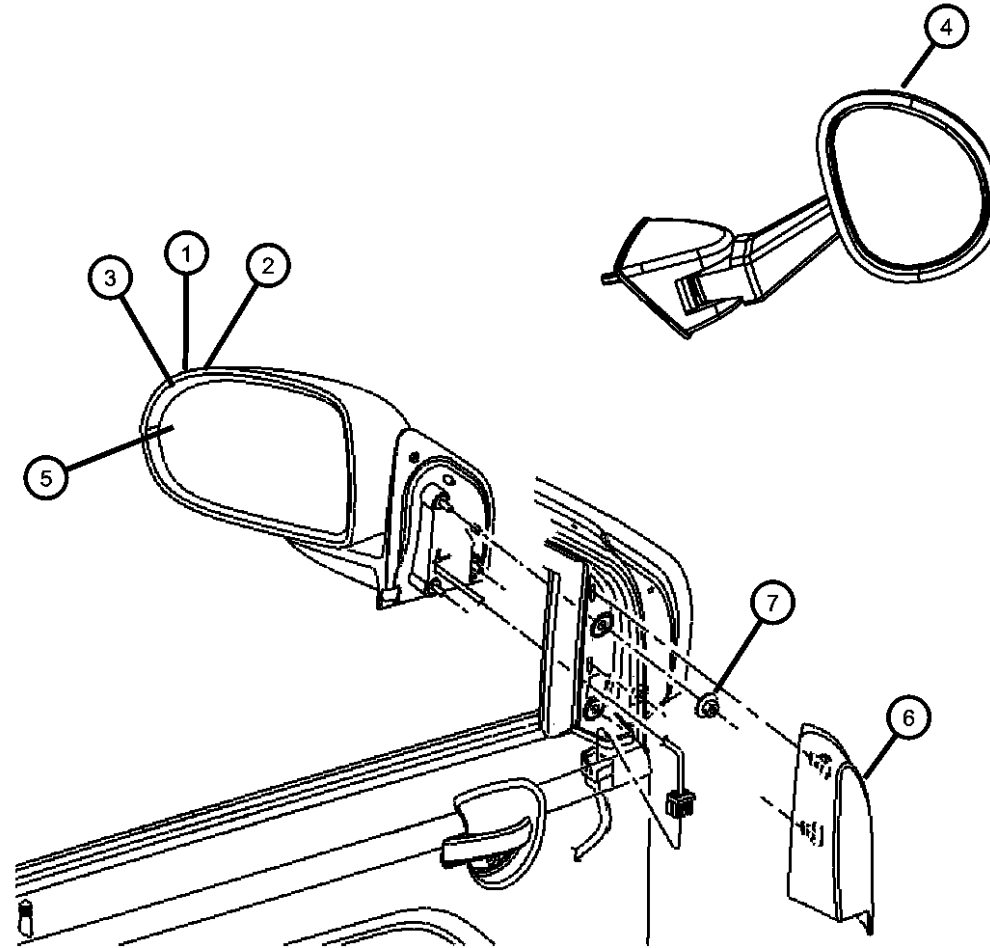


ITEM	PART NUMBER	QTY	LINE	SERIES	BODY	ENGINE	TRANS	TRIM	DESCRIPTION
17	06105099AA	2	J, T, U		74				SCREW AND WASHER, Hex Head, M6X1.0X30.00, Pull Cup Bracket to Door Panel
18	06509120AA	2	J, T, U		74				SCREW
-19									CLIP, Latch Link, Green, Left Latch
	04658675	1	J, T		74				
		1	U		74				
20	06508074AA	6	J, T, U		74				SCREW, Tapping
21	06508506AA	2	J, T, U		74				NUT/SPRING, Snap In, M4.8x1.59
22	05160047AB	2	J, T, U		74				BUMPER, Door
23									SPACER, Window Regulator
	1CP82BDAAA	2	J, T, U		74				[DA]
	1CP82DKAAA	2	J, T, U		74				[KA]
24	06105043AA	2	J, T		74				SCREW, Trim, Regulator Rail to Body
25	06508482AA	4	J, T, U		74				NUT/SPRING, U, M4.2x1.41x15.4, Speaker Attach
26	06508251AA	8	J, T, U		74				NUT, Snap In, M4.2 x 1.41
27									NUT, Snap In
	06506955AA	4	J, T, U		74				Door Trim to Body
		2	J, T, U		74				Pull Cup Bracket to Inner Panel
		2	J, T, U		74				Manual Window Regulator to Inner Panel
28									PLUG, Door Trim Panel
	1BH30DK7AB	1	J, T, U		74				[KA], Right
	1BH30XDVAB	1	J, T, U		74				[DA], Right
	1BH31DK7AB	1	J, T, U		74				[KA], Left
	1BH31XDVAB	1	J, T, U		74				[DA], Left
29	06104336AA	2	J, T, U		74				SCREW, Hex Flange Head, M6X1.0x20.0
30	06104336AA	2							PLUG, Body, 1.25x.50, (NOT SERVICED)
-31	04724214	1	J, T		74				CLIP, Latch Link, Tan, Left Latch
-32	04724215	1	J, T		74				CLIP, Latch Link, Brown, Right Latch

COMPASS/PATRIOT (MK)		BODY		ENGINE	TRANSMISSION
SERIES	LINE				
H = HIGHLINE	T = JEEP - 2WD	49 = HATCHBACK TYPE #2	ECE = 2.0L 4 Cyl DOHC DPF Diesel Engine	DEF = 6-Speed Manual Aisin BG6 Trans	
L = LOWLINE	J = JEEP - 4WD	74 = SPORT UTILITY 4-DR TYPE #4	ED3 = 2.4L 4 Cyl DOHC 16V Dual VVT Engine	DD7 = 5-Speed Manual T355 Transmission	
P = PREMIUM	U = JEEP - 4WD (RHD)		ECD = 2.0L 4 Cyl DOHC Diesel 16V Engine	DAV = Continuously Variable Transaxle II	
			ECN = 2.0L 4 Cyl DOHC 16V Dual VVT Engine	DAW = Cont.Var. w/Off-Rd Crawl Ratio Trans	

AR = use ase required - = Non illustrated part

Mirror, Exterior
Figure 30-505



Sales Code:

[ABD]= With Middle East Equipment Group

[GTN]= Power Mirror Fold-Away

[GTP]= Manual Mirrors, Fold-Away

[GTS]= Power Heated Mirrors, Fold-Away

[GTU]= Power Folding Heated Mirrors

ITEM	PART NUMBER	QTY	LINE	SERIES	BODY	ENGINE	TRANS	TRIM	DESCRIPTION
1									MIRROR, Outside Rearview
	05115040AD	1	J, T, U		49				With Sales Code [GTP], Right
	05115041AD	1	J, T, U		49				With Sales Code [GTP], Left
	05115294AD	1	U		49				With Sales Code [GUL], Right
	05115795AE	1	U		49				Hand Drive, Right
	05155456AD	1	J, T, U		74				With Sales Code [GUL], Right
	05155457AD	1	J, T, U		74				Hand Drive, Left
	05155458AC	1	J, T, U		74				With Sales Code [GTP], Right
	05155459AC	1	J, T, U		74				With Sales Code [GTP], Left
	05155460AC	1	U		74				With Sales Code [GTN], Right
	05155461AC	1	U		74				With Sales Code [GTN], Left
	05155462AC	1	J, T, U		74				With Sales Code [GUL], Right
	05155463AC	1	J, T, U		74				Hand Drive, Right
2									MIRROR, Outside Rearview
	05115042AD	1	J, T, U		49				Electric Foldaway
	05115043AD	1	J, T, U		49				Right
3									MIRROR, Outside, Rearview,
	05115046AD	1	J, T, U		49				Electric, Heated
	05115047AD	1	J, T, U		49				Right
4									MIRROR, AUXILIARY FENDER
	05116435AA	1	U		74				MOUNTED
	05160309AA	1	U		49				
5									GLASS, Mirror Replacement
	05116406AB	1	J, T, U		74				With Sales Code [GTN] and
									[ABD], Right

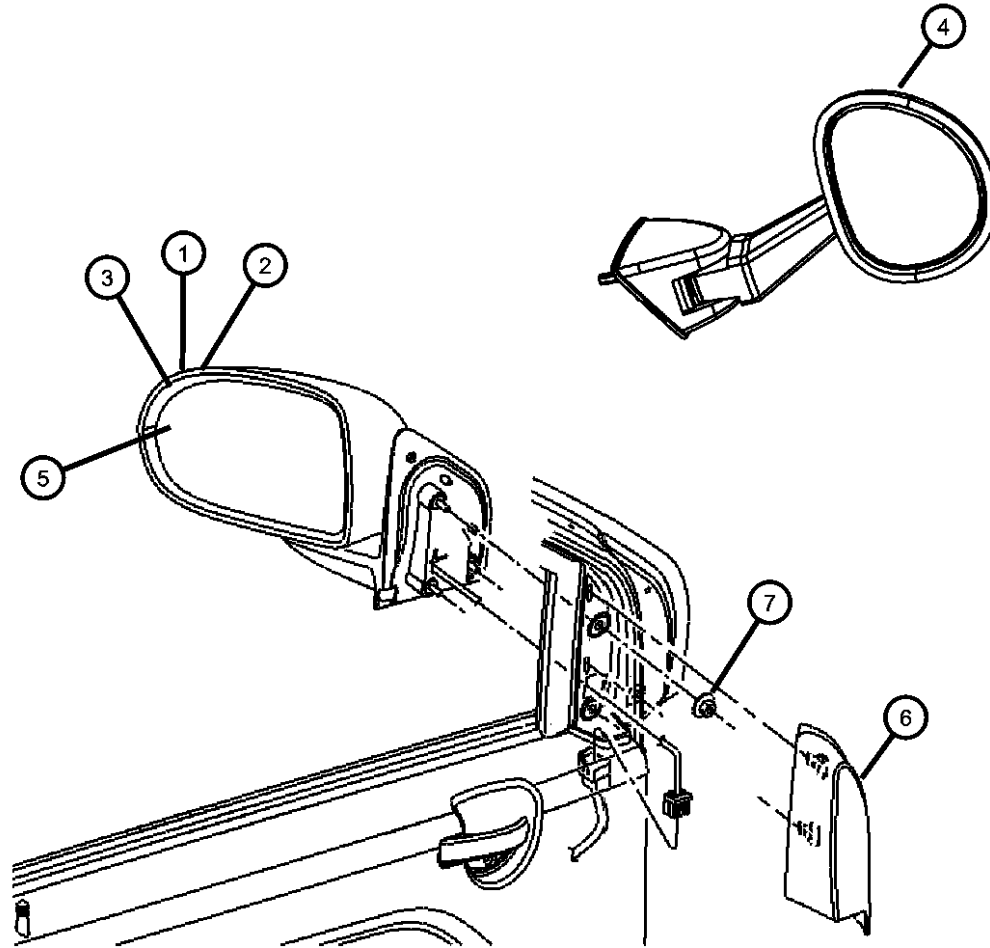
COMPASS/PATRIOT (MK)

SERIES	LINE	BODY	ENGINE	TRANSMISSION
H = HIGHLINE	T = JEEP - 2WD	49 = HATCHBACK TYPE #2	ECE = 2.0L 4 Cyl DOHC DPF	DEF = 6-Speed Manual Aisin BG6
L = LOWLINE	J = JEEP - 4WD	74 = SPORT UTILITY 4-DR	Diesel Engine	Trans
P = PREMIUM	U = JEEP - 4WD (RHD)	TYPE #4	ED3 = 2.4L 4 Cyl DOHC 16V	DD7 = 5-Speed Manual T355
			Dual VVT Engine	Transmission
			ECD = 2.0L 4 Cyl DOHC	DAV = Continuously Variable
			Diesel 16V Engine	Transaxle II
			ECN = 2.0L 4 Cyl DOHC 16V	DAW = Cont.Var. w/Off-Rd Crawl
			Dual VVT Engine	Ratio Trans

AR = use ase required - = Non illustrated part

2008 MK

Mirror, Exterior
Figure 30-505



ITEM	PART NUMBER	QTY	LINE	SERIES	BODY	ENGINE	TRANS	TRIM	DESCRIPTION
	05160044AB	1	J, T, U		49				With Sales Code [GTN] and [ABD], Right
	68000018AA	1	J, T, U		49				With Sales Code [GTP], Right
		1	J, T, U		49				With Sales Code [GTN], Right
	68000019AA	1	J, T, U		49				With Sales Code [GTP], Left
		1	J, T, U		49				With Sales Code [GTN], Left
	68000023AA	1	J, T, U		49				With Sales Code [GTS], Left
		1	U		49				With Sales Code [GUL], Left
	68000024AA	1	J, T, U		49				With Sales Code [GTS], Right
		1	U		49				With Sales Code [GUL], Right
	68003714AA	1	J, T, U		74				With Sales Code [GTP], Right
	68003715AA	1	J, T, U		74				With Sales Code [GTN], Left
		1	J, T, U		74				With Sales Code [GTP], Left
	68003720AA	1	U		74				With Sales Code [GUL], Right
		1	J, T, U		74				With Sales Code [GTS], Right
	68003721AA	1	J, T, U		74				With Sales Code [GTS], Left
		1	U		74				With Sales Code [GUL], Left
6									BEZEL, Power Mirror
	0ZX78DX9AC	1	J, T, U		49				Left
	0ZX79DX9AC	1	J, T, U		49				Right
	1CB00DK7AB	1	J, T, U		74				[KA], Right
	1CB00XDVAB	1	J, T, U		74				[DA], Right
	1CB01DK7AB	1	J, T, U		74				Left
	1CB01XDVAB	1	J, T, U		74				[DA], Left
7	06102398AA	6	J, T, U		49				NUT, Hex

COMPASS/PATRIOT (MK)

SERIES	LINE
H = HIGHLINE	T = JEEP - 2WD
L = LOWLINE	J = JEEP - 4WD
P = PREMIUM	U = JEEP - 4WD (RHD)

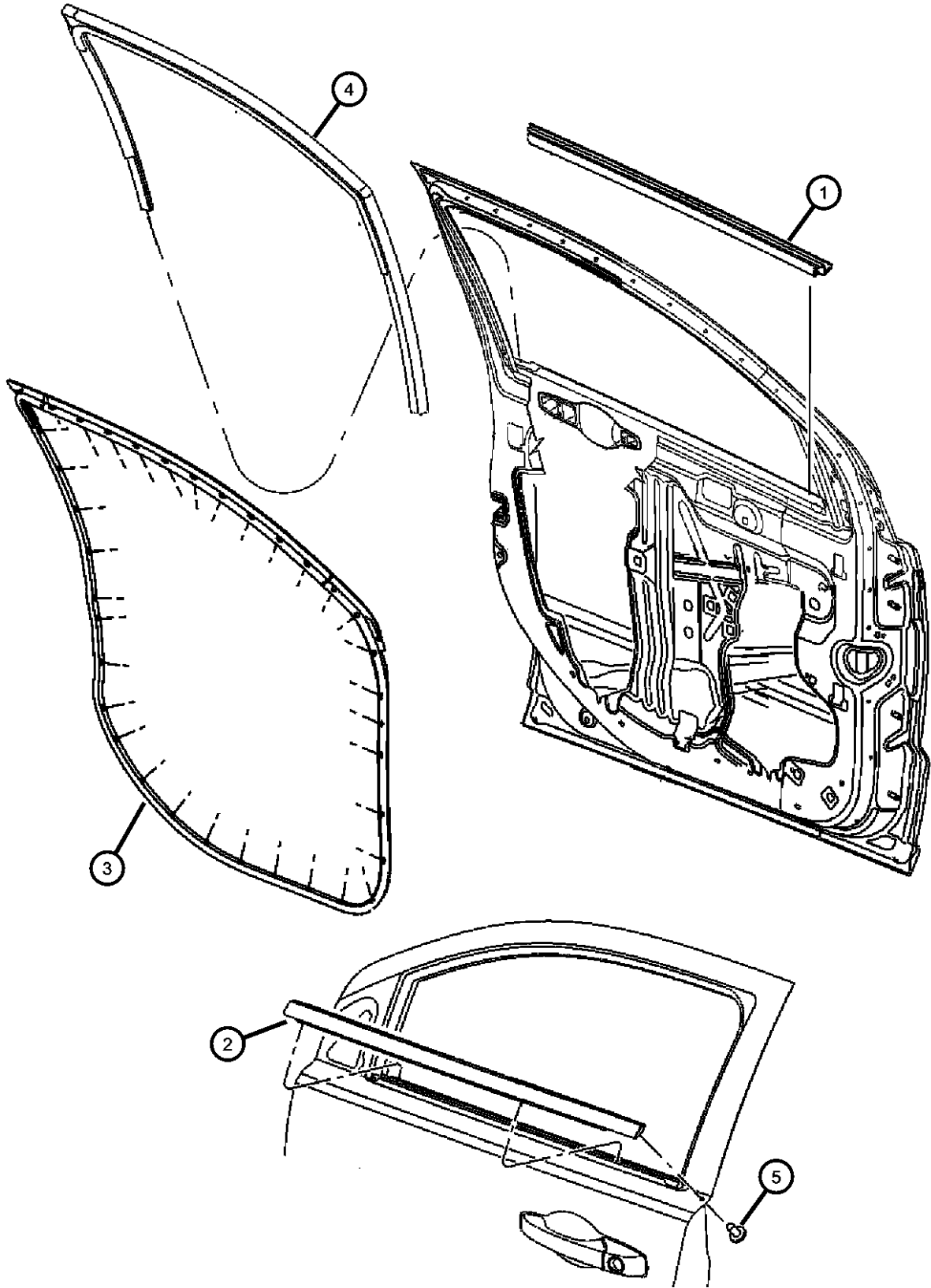
BODY
49 = HATCHBACK TYPE #2
74 = SPORT UTILITY 4-DR TYPE #4

ENGINE	TRANSMISSION
ECE = 2.0L 4 Cyl DOHC DPF Diesel Engine	DEF = 6-Speed Manual Aisin BG6 Trans
ED3 = 2.4L 4 Cyl DOHC 16V Dual VVT Engine	DD7 = 5-Speed Manual T355 Transmission
ECD = 2.0L 4 Cyl DOHC Diesel 16V Engine	DAV = Continuously Variable Transaxle II
ECN = 2.0L 4 Cyl DOHC 16V Dual VVT Engine	DAW = Cont.Var. w/Off-Rd Crawl Ratio Trans

AR = use ase required - = Non illustrated part

2008 MK

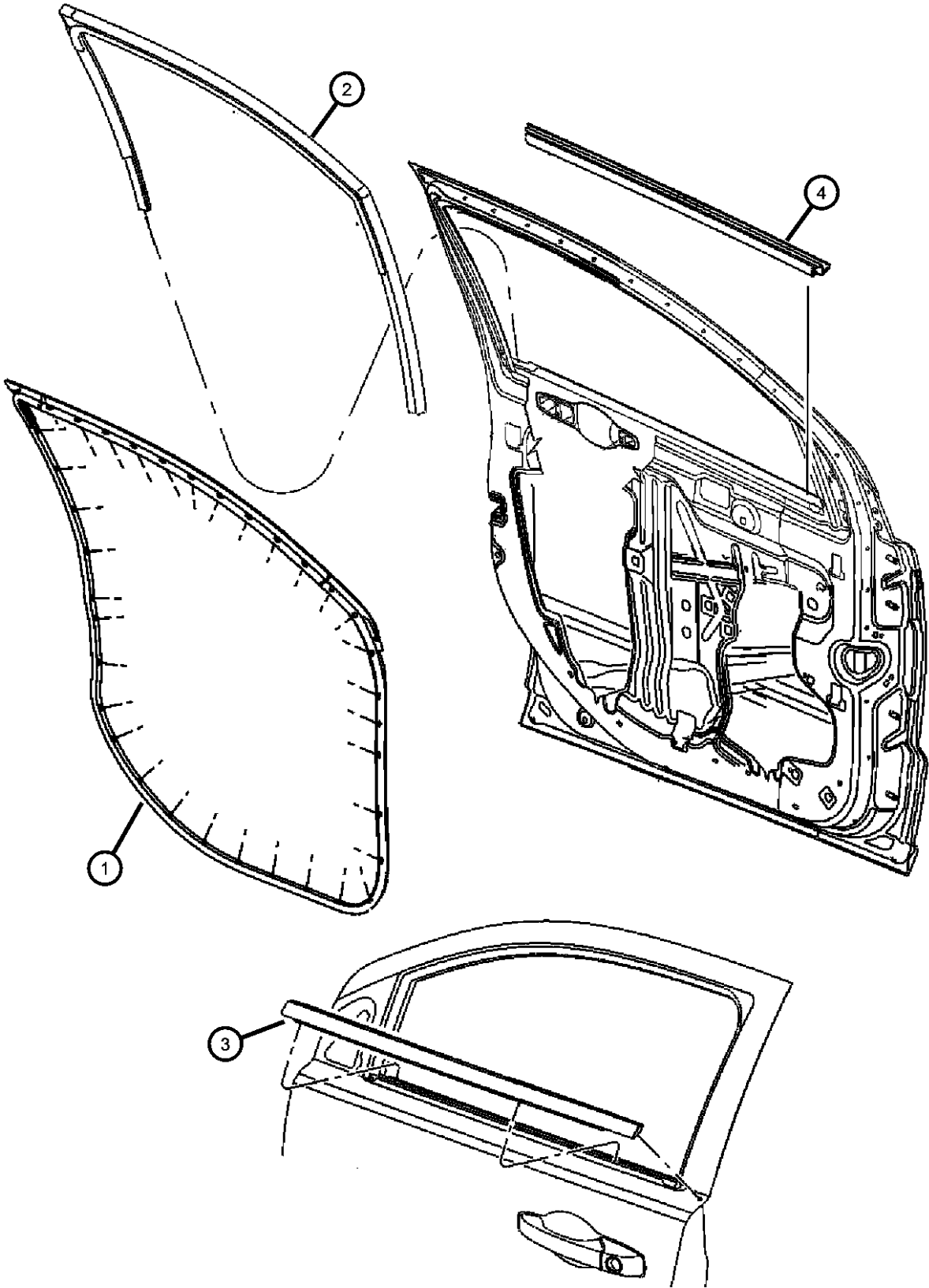
Weatherstrips, Front Door
Figure 30-605



ITEM	PART NUMBER	QTY	LINE	SERIES	BODY	ENGINE	TRANS	TRIM	DESCRIPTION
1	05074654AC	1	J, T, U		49				WEATHERSTRIP, Front Door Belt, Inner Right
	05074655AC	1	J, T, U		49				Left
2	05074714AE	1	J, T, U		49				WEATHERSTRIP, Front Door Belt, Outer Right
	05074715AE	1	J, T, U		49				Left
3	05074644AD	1	J, T, U		49				WEATHERSTRIP, Front Door Mounted Right
	05074645AD	1	J, T, U		49				Left
4	05074656AE	1	J, T, U		49				WEATHERSTRIP, Front Door Glass Run Right
	05074657AE	1	J, T, U		49				Left
5	06508584AA	2	J, T, U		49				SCREW, Tapping, M3.5x1.29x6.00

COMPASS/PATRIOT (MK)		BODY	ENGINE	TRANSMISSION
SERIES	LINE			
H = HIGHLINE	T = JEEP - 2WD	49 = HATCHBACK TYPE #2	ECE = 2.0L 4 Cyl DOHC DPF Diesel Engine	DEF = 6-Speed Manual Aisin BG6 Trans
L = LOWLINE	J = JEEP - 4WD	74 = SPORT UTILITY 4-DR TYPE #4	ED3 = 2.4L 4 Cyl DOHC 16V Dual VVT Engine	DD7 = 5-Speed Manual T355 Transmission
P = PREMIUM	U = JEEP - 4WD (RHD)		ECD = 2.0L 4 Cyl DOHC Diesel 16V Engine	DAV = Continuously Variable Transaxle II
			ECN = 2.0L 4 Cyl DOHC 16V Dual VVT Engine	DAW = Cont.Var. w/Off-Rd Crawl Ratio Trans

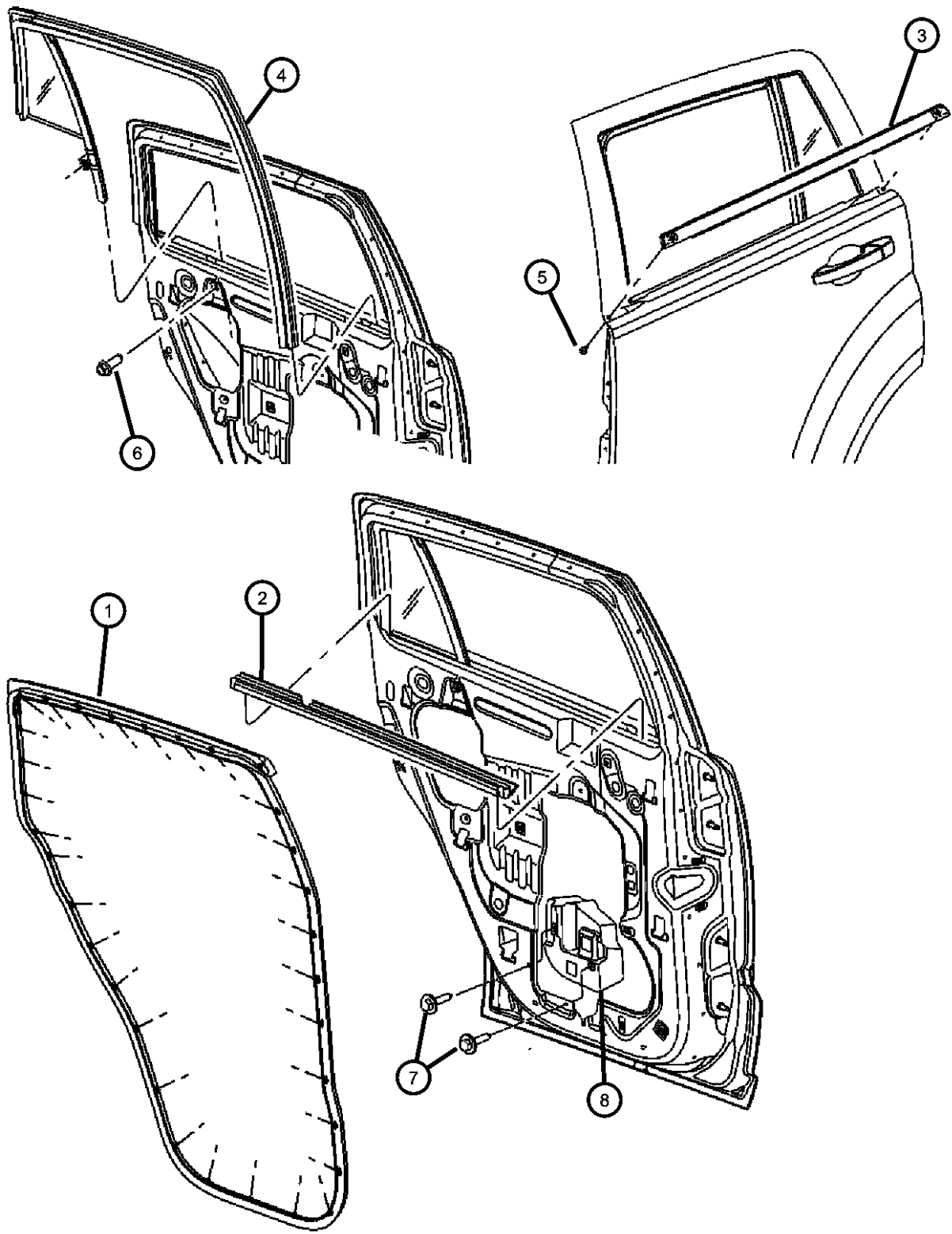
Weatherstrips, Front Door
Figure 30-610



ITEM	PART NUMBER	QTY	LINE	SERIES	BODY	ENGINE	TRANS	TRIM	DESCRIPTION
1	05067766AC	1	J, T, U		74				WEATHERSTRIP, Front Door Mounted Right
	05067767AC	1	J, T, U		74				Left
2	05067768AA	1	J, T, U		74				WEATHERSTRIP, Front Door Glass Run Right
	05067769AA	1	J, T, U		74				Left
3	05067754AA	1	J, T, U		74				WEATHERSTRIP, Front Door Belt Outer Right
	05067755AA	1	J, T, U		74				Left
4	05067762AA	1	J, T, U		74				WEATHERSTRIP, Front Door Belt Inner Right
	05067763AA	1	J, T, U		74				Left

COMPASS/PATRIOT (MK)		BODY	ENGINE	TRANSMISSION
SERIES	LINE			
H = HIGHLINE	T = JEEP - 2WD	49 = HATCHBACK TYPE #2	ECE = 2.0L 4 Cyl DOHC DPF Diesel Engine	DEF = 6-Speed Manual Aisin BG6 Trans
L = LOWLINE	J = JEEP - 4WD	74 = SPORT UTILITY 4-DR TYPE #4	ED3 = 2.4L 4 Cyl DOHC 16V Dual VVT Engine	DD7 = 5-Speed Manual T355 Transmission
P = PREMIUM	U = JEEP - 4WD (RHD)		ECD = 2.0L 4 Cyl DOHC Diesel 16V Engine	DAV = Continuously Variable Transaxle II
			ECN = 2.0L 4 Cyl DOHC 16V Dual VVT Engine	DAW = Cont.Var. w/Off-Rd Crawl Ratio Trans

Weatherstrips, Rear Door
Figure 30-625

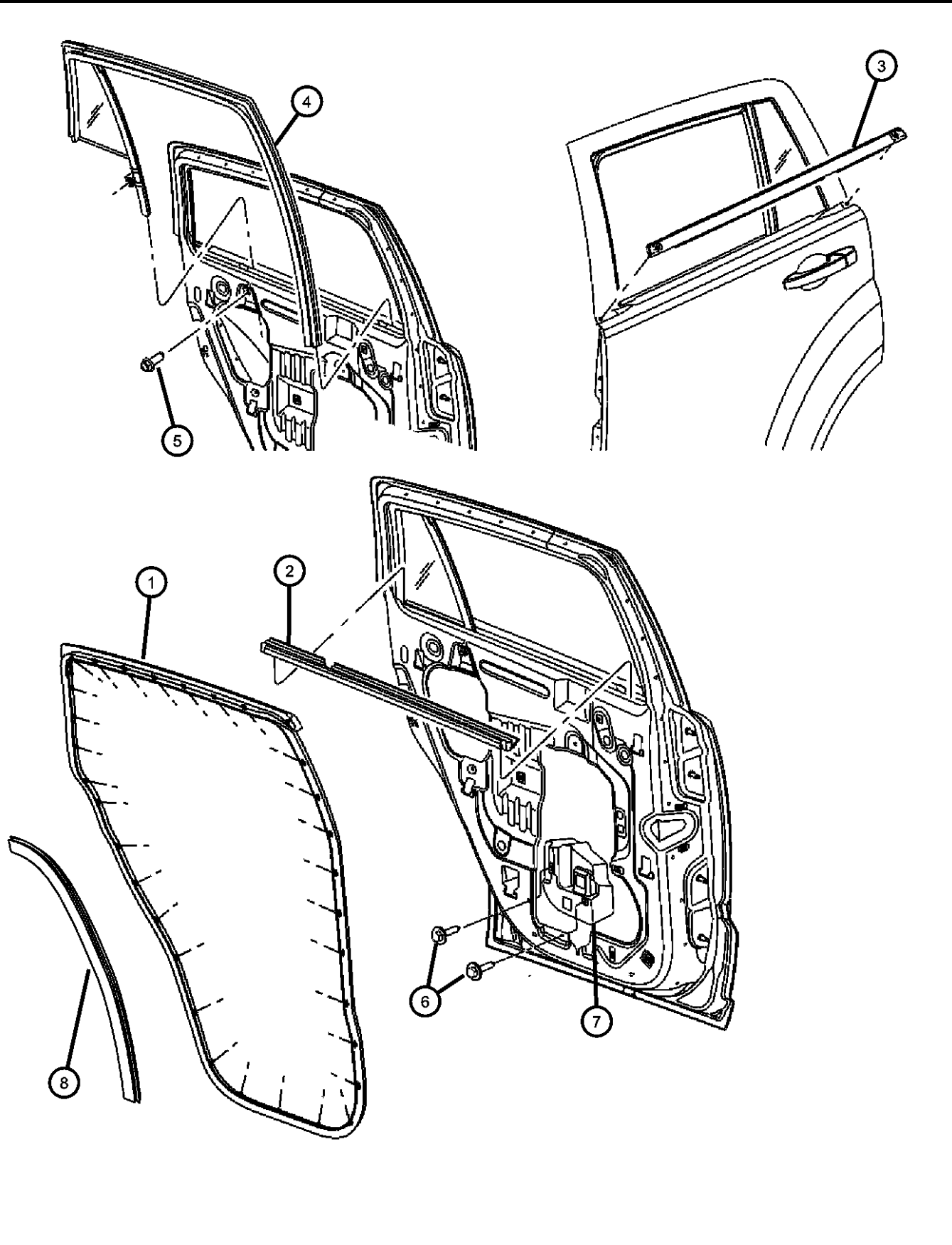


ITEM	PART NUMBER	QTY	LINE	SERIES	BODY	ENGINE	TRANS	TRIM	DESCRIPTION
1	05074648AD	1	J, T, U		49				WEATHERSTRIP, Rear Door Mounted Right
	05074649AD	1	J, T, U		49				Left
2	05074658AC	1	J, T, U		49				WEATHERSTRIP, Rear Door Belt Inner Right
	05074659AC	1	J, T, U		49				Left
3	05074652AD	1	J, T, U		49				WEATHERSTRIP, Rear Door Belt Outer Right
	05074653AD	1	J, T, U		49				Left
4	05074660AE	1	J, T, U		49				WEATHERSTRIP, Door Glass Run with Glass, Rear Door Solar Tint [GAM], Right
	05074661AE	1	J, T, U		49				Solar Tint [GAM], Left
	05160064AE	1	J, T, U		49				Sunscreen [GEG], Right
	05160065AE	1	J, T, U		49				Sunscreen [GEG], Left
5	06508584AA	4	J, T, U		49				SCREW, Tapping, M3.5x1.29x6.00
6	06104336AA	2	J, T, U		49				SCREW, Hex Flange Head, M6X1.0x20.0
7	06104172AA	4	J, T, U		49				SCREW, Hex Flange Head, M5x0.8x12.0
8	05115692AB	1	J, T, U		49				FOAM BLOCK, Rear Door Right
	05115693AB	1	J, T, U		49				Left

COMPASS/PATRIOT (MK)		BODY	ENGINE	TRANSMISSION
SERIES	LINE			
H = HIGHLINE	T = JEEP - 2WD	49 = HATCHBACK TYPE #2	ECE = 2.0L 4 Cyl DOHC DPF Diesel Engine	DEF = 6-Speed Manual Aisin BG6 Trans
L = LOWLINE	J = JEEP - 4WD	74 = SPORT UTILITY 4-DR TYPE #4	ED3 = 2.4L 4 Cyl DOHC 16V Dual VVT Engine	DD7 = 5-Speed Manual T355 Transmission
P = PREMIUM	U = JEEP - 4WD (RHD)		ECD = 2.0L 4 Cyl DOHC Diesel 16V Engine	DAV = Continuously Variable Transaxle II
			ECN = 2.0L 4 Cyl DOHC 16V Dual VVT Engine	DAW = Cont.Var. w/Off-Rd Crawl Ratio Trans

AR = use ase required - = Non illustrated part

Weatherstrips, Rear Door
Figure 30-630

										ITEM	PART NUMBER	QTY	LINE	SERIES	BODY	ENGINE	TRANS	TRIM	DESCRIPTION
										1									WEATHERSTRIP, Rear Door Mounted
											05067764AC	1	J, T, U		74				Right
											05067765AC	1	J, T, U		74				Left
										2									WEATHERSTRIP, Rear Door Belt Inner
											05067750AA	1	J, T, U		74				Right
											05067751AA	1	J, T, U		74				Left
										3									WEATHERSTRIP, Rear Door Belt Outer
											05067752AB	1	J, T, U		74				Right
											05067753AB	1	J, T, U		74				Left
										4									WEATHERSTRIP, Door Glass Run with Glass, Rear Door
											05067770AA	1	J, T, U		74				Solar Tint [GAM], Right
											05067771AA	1	J, T, U		74				Solar Tint [GAM], Left
											05067772AA	1	J, T, U		74				Sunscreen [GEG], Right
											05067773AA	1	J, T, U		74				Sunscreen [GEG], Left
										5	06104336AA	2	J, T, U		74				SCREW, Hex Flange Head, M6X1.0x20.0
										6	06104172AA	4	J, T, U		74				SCREW, Hex Flange Head, M5x0.8x12.0
										7									FOAM BLOCK, Rear Door
											05115692AB	1	J, T, U		74				Right
											05115693AB	1	J, T, U		74				Left
										8	05067758AB	2	J, T, U		74				WEATHERSTRIP, Rear WheelhouseRight & Left

COMPASS/PATRIOT (MK)

SERIES

LINE

H = HIGHLINE

L = LOWLINE

P = PREMIUM

T = JEEP - 2WD

J = JEEP - 4WD

U = JEEP - 4WD (RHD)

BODY

49 = HATCHBACK TYPE #2

74 = SPORT UTILITY 4-DR TYPE #4

ENGINE

ECE = 2.0L 4 Cyl DOHC DPF Diesel Engine

ED3 = 2.4L 4 Cyl DOHC 16V Dual VVT Engine

ECD = 2.0L 4 Cyl DOHC Diesel 16V Engine

ECN = 2.0L 4 Cyl DOHC 16V Dual VVT Engine

TRANSMISSION

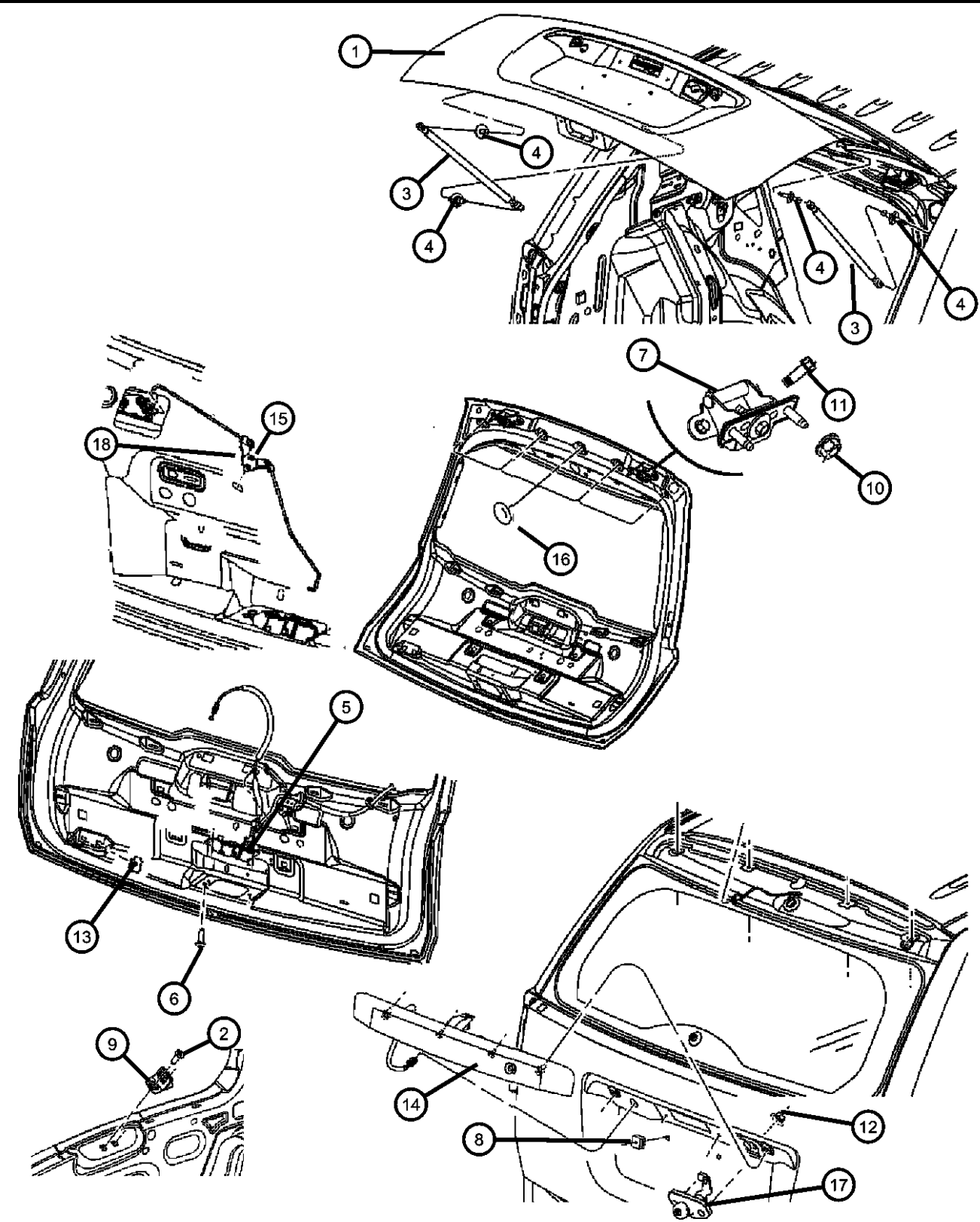
DEF = 6-Speed Manual Aisin BG6 Trans

DD7 = 5-Speed Manual T355 Transmission

DAV = Continuously Variable Transaxle II

DAW = Cont.Var. w/Off-Rd Crawl Ratio Trans

Liftgate, Compass
Figure 30-705

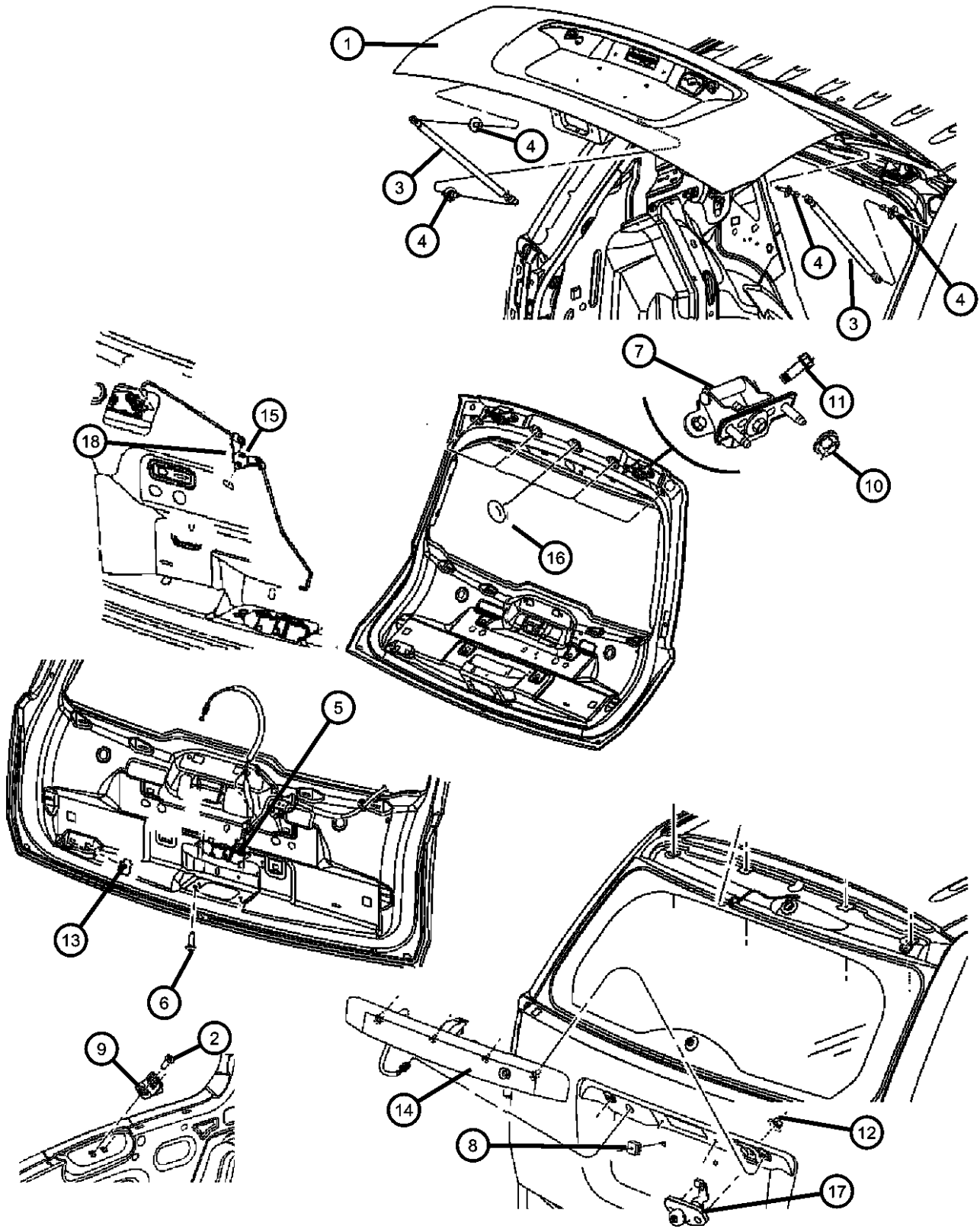


ITEM	PART NUMBER	QTY	LINE	SERIES	BODY	ENGINE	TRANS	TRIM	DESCRIPTION
1	05074972AF	1	J, T, U		49				LIFTGATE
2	06503533	2	J, T, U		49				SCREW, Flange Head, M8x1.25x26
3									PROP, Liftgate
	05109514AB	2	J, T, U		49				Without Sales Code [RFS]
	05115226AB	2	J, T, U		49				With Sales Code [RFS]
4	06508520AA	4	J, T, U		49				BALL STUD
5									LATCH, Liftgate
	04589111AE	1	J, T, U		49				With Sales Code [JE8] Manual Locks
	04589176AB	1	J, T, U		49				With Sales Code JPH] Speed Sensitive Power Locks
6	06504212	3	J, T, U		49				SCREW, Large Round Washer Head Lock, M6x1.00x20.00
7									HINGE, Liftgate
	04589530AA	1	J, T, U		49				Right
	04589531AA	1	J, T, U		49				Left
8	04860786AB	2	J, T, U		49				NUT, Plastic Snap-in
9	04717707AA	1	J, T, U		49				STRIKER, Liftgate
10	06101831	4	J, T, U		49, 74				NUT, Hex Flange, M8x1.25
11	06104386AA	4	J, T, U		49				BOLT AND WASHER, Hex Head, M8X1.25X25.00
12	06104725AA	2	J, T, U		49				NUT AND WASHER, Hex, M6X1.00
13	06506955AA	2	J, T, U		49				NUT, Snap In
14									BAR, Light Support
	0ZH33AJCAF	1	J, T, U		49				[JC] , With Sales Code [MPN]
	0ZH33ARHAF	1	J, T, U		49				[RH] , With Sales Code [MPN]
	0ZH33AXRAF	1	J, T, U		49				[XR] , With Sales Code [MPN]
	0ZH33DB-MAF	1	J, T, U		49				[BM] , With Sales Code [MPN]
	0ZH33EGJAF	1	J, T, U		49				[GJ] , With Sales Code [MPN]
	0ZH33FQDAF	1	J, T, U		49				[QD] , With Sales Code [MPN]
	0ZH33SW1AF	1	J, T, U		49				[W1] , With Sales Code [MPN]
	0ZH33WS2AF	1	J, T, U		49				[S2] , With Sales Code [MPN]
	0ZH34RXFAF	1	J, T, U		49				With Sales Code [MPN] and Manual Locks [JE8]

COMPASS/PATRIOT (MK)				
SERIES	LINE	BODY	ENGINE	TRANSMISSION
H = HIGHLINE	T = JEEP - 2WD	49 = HATCHBACK TYPE #2	ECE = 2.0L 4 Cyl DOHC DPF Diesel Engine	DEF = 6-Speed Manual Aisin BG6 Trans
L = LOWLINE	J = JEEP - 4WD	74 = SPORT UTILITY 4-DR TYPE #4	ED3 = 2.4L 4 Cyl DOHC 16V Dual VVT Engine	DD7 = 5-Speed Manual T355 Transmission
P = PREMIUM	U = JEEP - 4WD (RHD)		ECD = 2.0L 4 Cyl DOHC Diesel 16V Engine	DAV = Continuously Variable Transaxle II
			ECN = 2.0L 4 Cyl DOHC 16V Dual VVT Engine	DAW = Cont.Var. w/Off-Rd Crawl Ratio Trans

AR = use ase required - = Non illustrated part

Liftgate, Compass
Figure 30-705

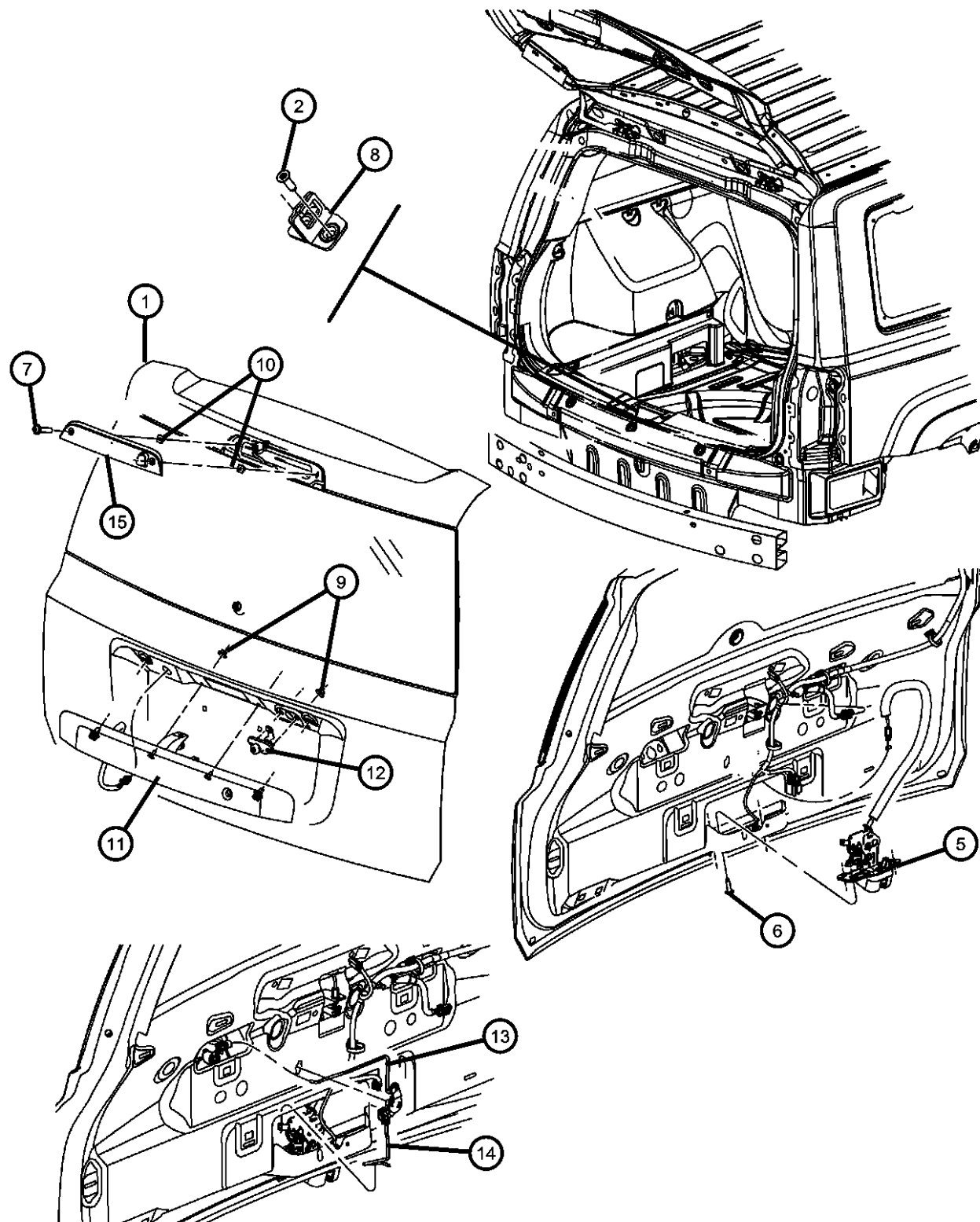


ITEM	PART NUMBER	QTY	LINE	SERIES	BODY	ENGINE	TRANS	TRIM	DESCRIPTION
15	05115783AB	1	J, T, U		49				LINK, Key Cylinder to Actuator
16	05067670AA	5	J, T, U		49				PLUG
17	68000602AA	1	J, T, U		49				CYLINDER, Liftgate Lock
18	04717942AD	1	J, T, U		49				LEVER, Sliding Door, Door Lock

COMPASS/PATRIOT (MK)		BODY	ENGINE	TRANSMISSION
SERIES	LINE			
H = HIGHLINE	T = JEEP - 2WD	49 = HATCHBACK TYPE #2	ECE = 2.0L 4 Cyl DOHC DPF Diesel Engine	DEF = 6-Speed Manual Aisin BG6 Trans
L = LOWLINE	J = JEEP - 4WD	74 = SPORT UTILITY 4-DR TYPE #4	ED3 = 2.4L 4 Cyl DOHC 16V Dual VVT Engine	DD7 = 5-Speed Manual T355 Transmission
P = PREMIUM	U = JEEP - 4WD (RHD)		ECD = 2.0L 4 Cyl DOHC Diesel 16V Engine	DAV = Continuously Variable Transaxle II
			ECN = 2.0L 4 Cyl DOHC 16V Dual VVT Engine	DAW = Cont.Var. w/Off-Rd Crawl Ratio Trans

AR = use ase required - = Non illustrated part

Liftgates,Patriot
Figure 30-710



ITEM	PART NUMBER	QTY	LINE	SERIES	BODY	ENGINE	TRANS	TRIM	DESCRIPTION
1	05054349AC	1	J, T, U		74				LIFTGATE
2	06503533	2	J, T, U		74				SCREW, Flange Head, M8x1.25x26
-3									PROP, Liftgate
	05054353AB	2	J, T, U		74				Without [RFS]
	05116369AB	2	J, T, U		74				With [RFS]
-4	06508520AA	4	J, T, U		49, 74				BALL STUD
5									LATCH, Liftgate
	04589131AC	1	J, T, U		74				With Sales Code [JPH] Speed Sensitive Power Locks
	04589181AB	1	J, T, U		74				With Sales Code [JE8] Manual Locks
6	06504212	3	J, T, U		74				SCREW, Large Round Washer Head Lock, M6x1.00x20.00
7	06104635AB	2	J, T, U		74				SCREW
8	04589234AA	1	J, T, U		74				STRIKER, Liftgate
9	06104725AA	2	J, T, U		49, 74				NUT AND WASHER, Hex, M6X1.00
10	06036718AA	2	J, T, U		74				NUT, Snap In
11									BAR, Light Support
	0ZH33AJCAF	1	J, T, U		74				[JC], With Sales Code [MPN]
	0ZH33ARHAF	1	J, T, U		74				[RH], With Sales Code [MPN]
	0ZH33AXRAF	1	J, T, U		74				[XR], With Sales Code [MPN]
	0ZH33DB-MAF	1	J, T, U		74				[BM], With Sales Code [MPN]
	0ZH33EGJAF	1	J, T, U		74				[GJ], With Sales Code [MPN]
	0ZH33FQDAF	1	J, T, U		74				[QD], With Sales Code [MPN]
	0ZH33SW1AF	1	J, T, U		74				[W1], With Sales Code [MPN]
	0ZH33WS2AF	1	J, T, U		74				[S2], With Sales Code [MPN]
	0ZH34RXFAF	1	J, T, U		74				With Sales Code [MPM] and Manual Locks [JE8]
12	68000602AA	1	J, T, U		74				CYLINDER, Liftgate Lock
13	05116351AC	1	J, T, U		74				LINK, Key Cylinder To Latch
14	05116500AA	1	J, T, U		74				LINK, Key Cylinder to Actuator
15	05116236AD	1	J, T, U		74				LAMP, Liftgate Chmsl

COMPASS/PATRIOT (MK)

SERIES	LINE
H = HIGHLINE	T = JEEP - 2WD
L = LOWLINE	J = JEEP - 4WD
P = PREMIUM	U = JEEP - 4WD (RHD)

BODY
49 = HATCHBACK TYPE #2
74 = SPORT UTILITY 4-DR TYPE #4

ENGINE	TRANSMISSION
ECE = 2.0L 4 Cyl DOHC DPF Diesel Engine	DEF = 6-Speed Manual Aisin BG6 Trans
ED3 = 2.4L 4 Cyl DOHC 16V Dual VVT Engine	DD7 = 5-Speed Manual T355 Transmission
ECD = 2.0L 4 Cyl DOHC Diesel 16V Engine	DAV = Continuously Variable Transaxle II
ECN = 2.0L 4 Cyl DOHC 16V Dual VVT Engine	DAW = Cont.Var. w/Off-Rd Crawl Ratio Trans

AR = use ase required - = Non illustrated part

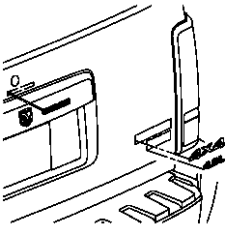
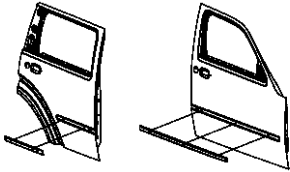
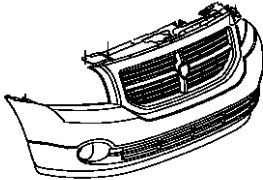
2008 MK

Group - 40

Exterior Ornamentation

Group - 40 Exterior Ornamentation

Illustration Title	Group-Fig. No.
Nameplates	
Nameplates, Emblems & Medallions	Fig. 40 - 105
Moldings and Ornamentation	
Exterior Ornamentation, Compass.....	Fig. 40 - 205
Exterior Ornamentation, Patriot	Fig. 40 - 210
Spoilers	Fig. 40 - 245
Grilles	
Grilles	Fig. 40 - 405

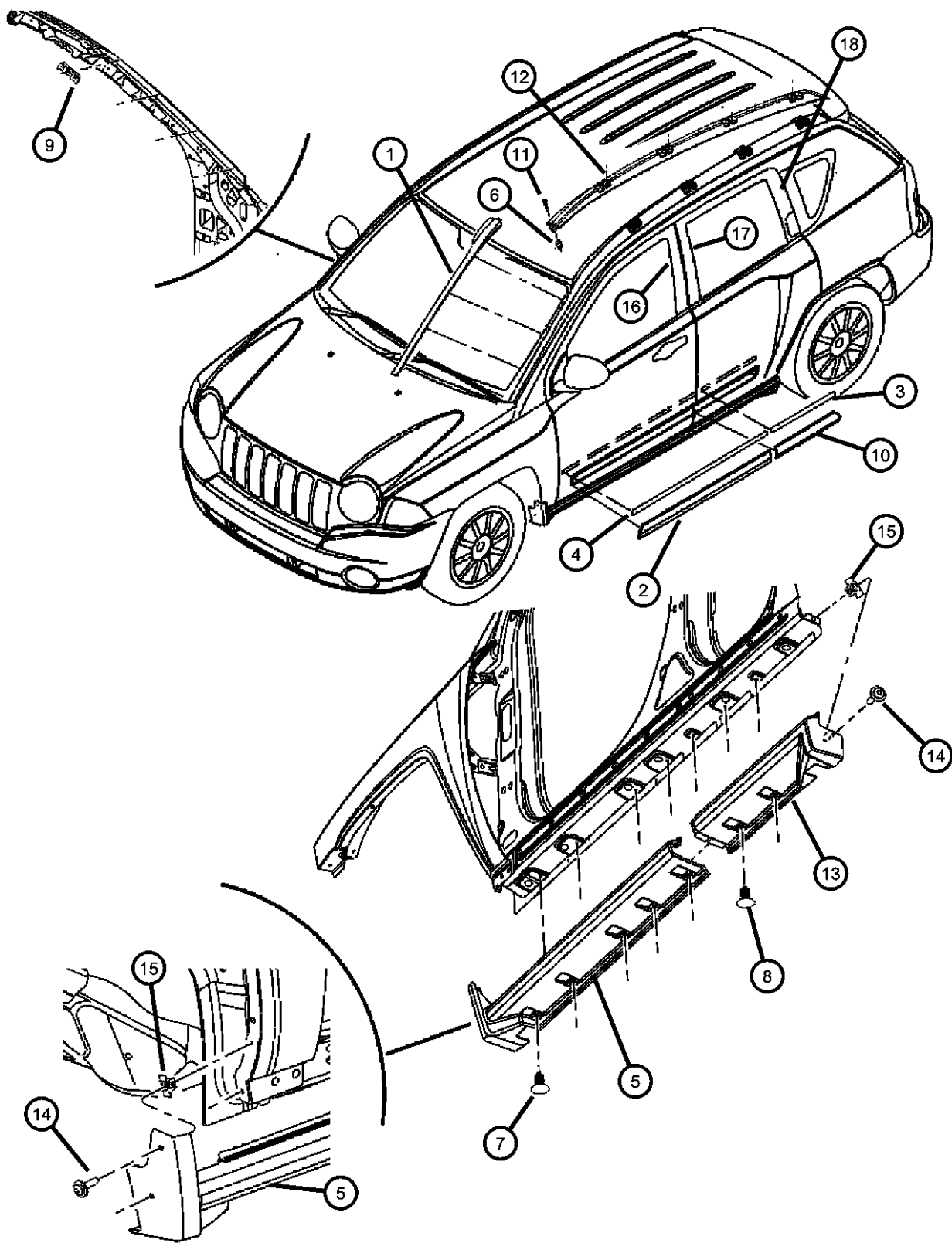
<div><div>040-100</div><div>Nameplates</div><div></div></div>	<div><div>040-200</div><div>Moldings and Ornamentation</div><div></div></div>	<div><div>040-400</div><div>Grilles</div><div></div></div>	
---	--	--	--

Nameplates, Emblems & Medallions
Figure 40-105

ITEM	PART NUMBER	QTY	LINE	SERIES	BODY	ENGINE	TRANS	TRIM	DESCRIPTION
1									NAMEPLATE, Liftgate
	55157090AC	1	J, T, U		49				
		1	J, T, U		74				
2	55157091AC	1	J, T, U		49				NAMEPLATE, Liftgate
3	55157095AC	1	J, T, U		49, 74				NAMEPLATE
4									NAMEPLATE
	05113554AA	2	J, T, U		49				NORTH
		2	J, T, U		74				NORTH
5									MEDALLION
	55157317AB	1	J, T, U		49				
		1	J, T, U		74				
6	05116491AA	1	J, T, U		49, 74				NAMEPLATE, Jeep, Hood
7									NAMEPLATE, Jeep, Lightbar
	55157088AC	1	J, T, U		49				
		1	J, T, U		74				

COMPASS/PATRIOT (MK)		BODY	ENGINE	TRANSMISSION
SERIES	LINE			
H = HIGHLINE	T = JEEP - 2WD	49 = HATCHBACK TYPE #2	ECE = 2.0L 4 Cyl DOHC DPF Diesel Engine	DEF = 6-Speed Manual Aisin BG6 Trans
L = LOWLINE	J = JEEP - 4WD	74 = SPORT UTILITY 4-DR TYPE #4	ED3 = 2.4L 4 Cyl DOHC 16V Dual VVT Engine	DD7 = 5-Speed Manual T355 Transmission
P = PREMIUM	U = JEEP - 4WD (RHD)		ECD = 2.0L 4 Cyl DOHC Diesel 16V Engine	DAV = Continuously Variable Transaxle II
			ECN = 2.0L 4 Cyl DOHC 16V Dual VVT Engine	DAW = Cont.Var. w/Off-Rd Crawl Ratio Trans

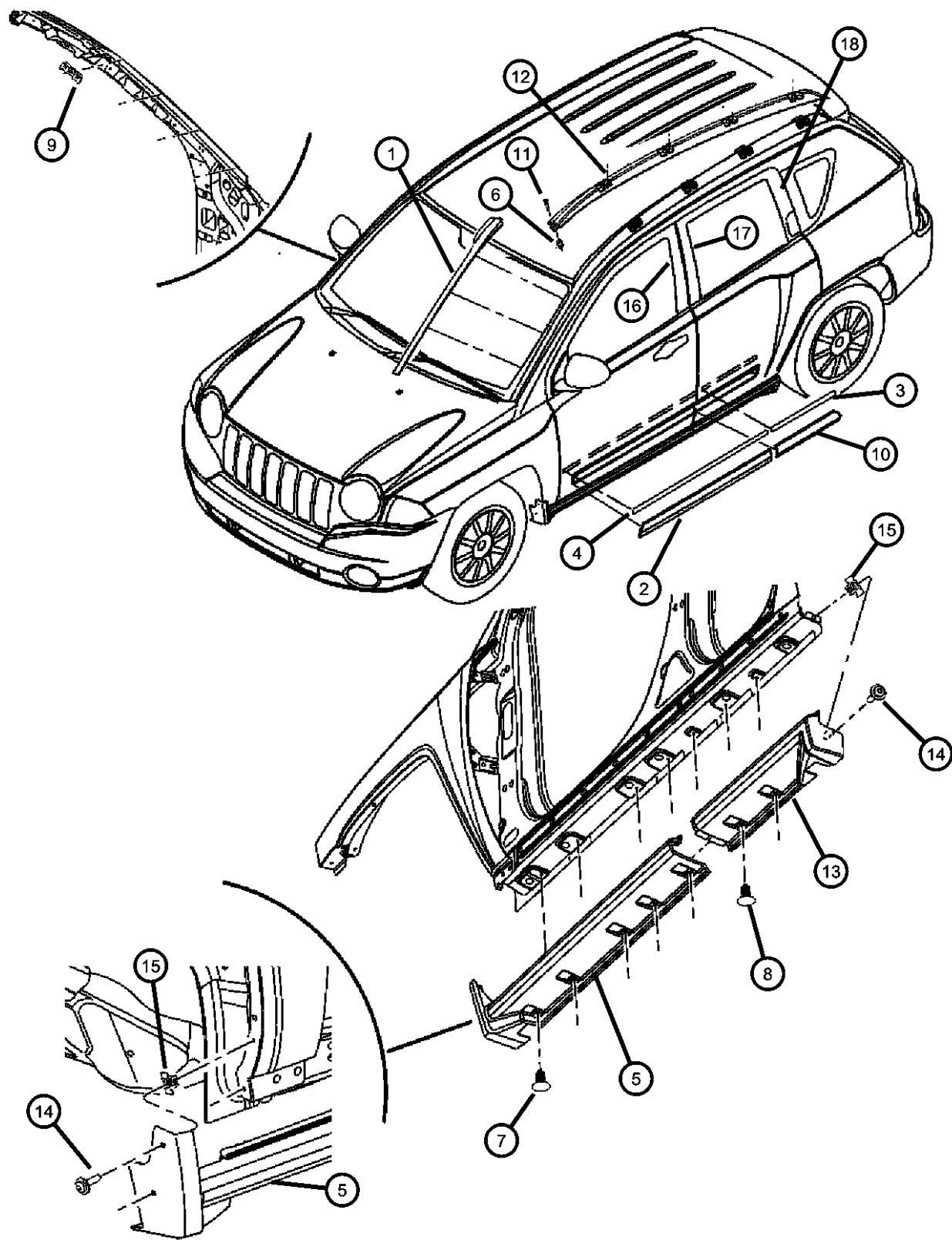
Exterior Ornamentation, Compass
Figure 40-205



ITEM	PART NUMBER	QTY	LINE	SERIES	BODY	ENGINE	TRANS	TRIM	DESCRIPTION
1	0YS48RXFAB	1	J, T, U		49				MOLDING, A-PILLAR
	0YS49RXFAB	1							Right
2	1CH94WS2AB	1	J, T, U		49				MOLDING, Front Door
	1CH95WS2AB	1							Right
3	0YZ51AJCAA	2	J, T, U		49				MOLDING, Rear Door
	0YZ51ARHAA	2							[K3J], Right & Left
4	0YZ51AXRAA	2	J, T, U		49				[K3R], Right & Left
	0YZ51DB-MAA	2							[K3Y], Right & Left
5	0YZ51DV6AA	2	J, T, U		49				[K3D], Right & Left
	0YZ51EGJAA	2							[K3V], Right & Left
6	0YZ51FQDAA	2	J, T, U		49				[K3G], Right & Left
	0YZ51SW1AA	2			49				[K3U], Right & Left
7	0YZ51WS2AA	2	J, T, U						[K3W], Right & Left
									[K3S], Right & Left
8	0YW92AJ-CAA	2	J, T, U		49				MOLDING, Front Door
	0YW92ARHAA	2							[K3J], Right & Left
9	0YW92AXRAA	2	J, T, U		49				[K3R], Right & Left
	0YW92DB-MAA	2			49				[K3Y], Right & Left
10	0YW92DV6AA	2	J, T, U		49				[K3D], Right & Left
	0YW92EG-JAA	2			49				[K3V], Right & Left
11	0YW92FQDAA	2	J, T, U		49				[K3G], Right & Left
	0YW92SW1AA	2			49				[K3U], Right & Left
12	0YW92WS2AA	2	J, T, U						[K3W], Right & Left
									[K3S], Right & Left
13	05116126AA	1	J, T, U		49				MOLDING, Side Sill, Front
	05116127AA	1							Right
14	06506739AA	5	J, T, U		49				Left
	06502481	5							NUT, Rivet
15			J, T, U		49				PIN, Push, M8.6x21.20

COMPASS/PATRIOT (MK)		BODY		ENGINE		TRANSMISSION	
SERIES	LINE						
H = HIGHLINE	T = JEEP - 2WD	49 = HATCHBACK TYPE #2	ECE = 2.0L 4 Cyl DOHC DPF	DEF = 6-Speed Manual Aisin BG6			
L = LOWLINE	J = JEEP - 4WD	74 = SPORT UTILITY 4-DR	Diesel Engine	Trans			
P = PREMIUM	U = JEEP - 4WD (RHD)	TYPE #4	ED3 = 2.4L 4 Cyl DOHC 16V	DD7 = 5-Speed Manual T355			
			Dual VVT Engine	Transmission			
			ECD = 2.0L 4 Cyl DOHC	DAV = Continuously Variable			
			Diesel 16V Engine	Transaxle II			
			ECN = 2.0L 4 Cyl DOHC 16V	DAW = Cont.Var. w/Off-Rd Crawl			
			Dual VVT Engine	Ratio Trans			

Exterior Ornamentation, Compass
Figure 40-205

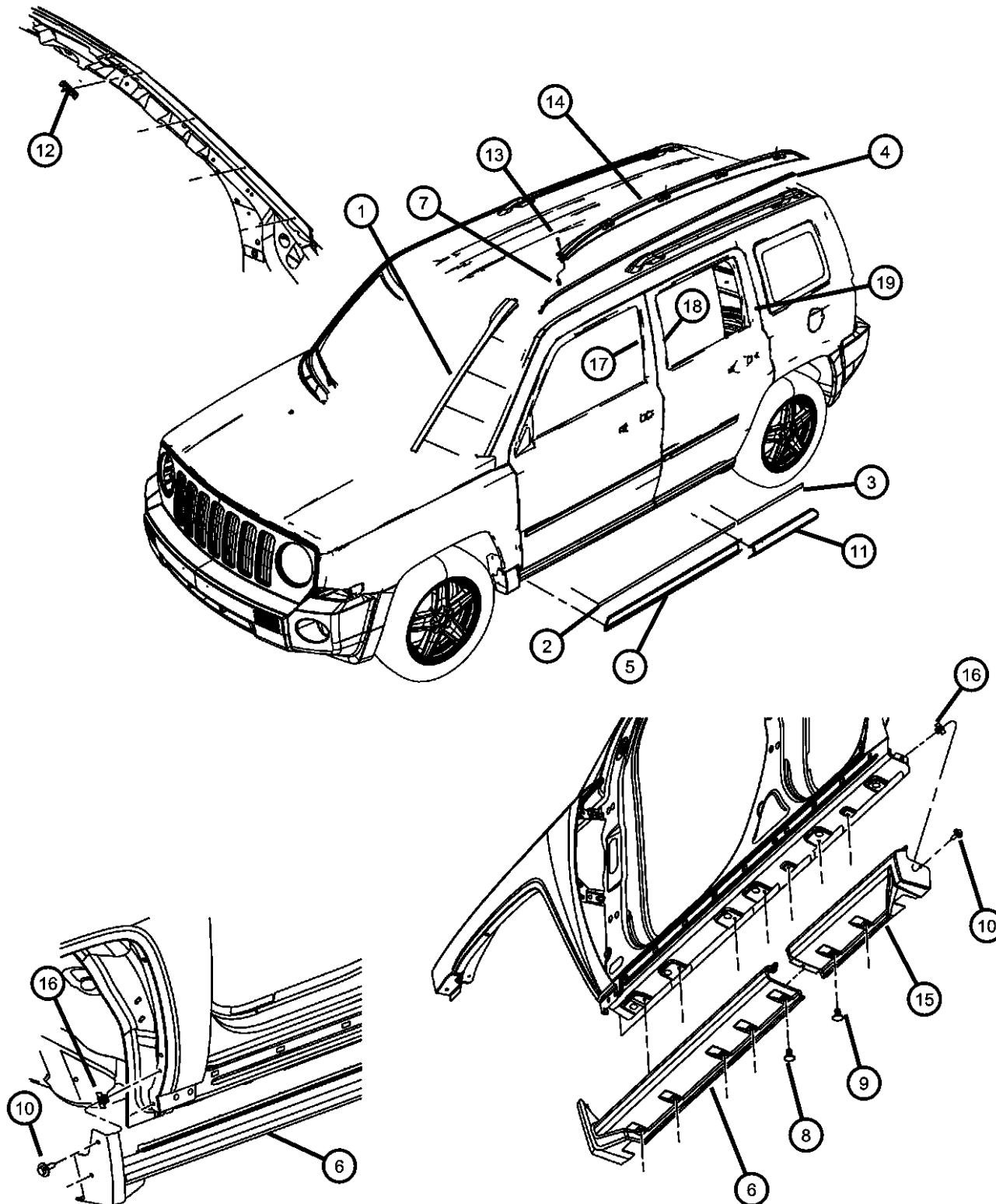


ITEM	PART NUMBER	QTY	LINE	SERIES	BODY	ENGINE	TRANS	TRIM	DESCRIPTION
8	06502481	2	J, T, U		49				PIN, Push, M8.6x21.20
9	05191598AA	8	J, T, U		49				CLIP, Repair
10									MOLDING, Rear Door
	1CH92WS2AB	1	J, T, U		49				Right
	1CH93WS2AB	1	J, T, U		49				Left
11	06508452AA	5	J, T, U		49				SCREW, Pan Head
12									SIDE RAIL, Roof Rack
	05303806AB	1	J, T, U		49				Right
	05303807AB	1	J, T, U		49				Left
13									MOLDING, Side Sill, Rear
	05116128AA	1	J, T, U		49				Right
	05116129AA	1	J, T, U		49				Left
14	06505628AA	2	J, T, U		49				SCREW AND WASHER, Tapping Hex Head, M4.2x1.41x20
15	06508251AA	1	J, T, U		49				NUT, Snap In, M4.2 x 1.41
16									TAPE, Front Door
	05116388AA	1	J, T, U		49				Right
	05116389AA	1	J, T, U		49				Left
17									TAPE, Black Out, B Pillar
	05116386AA	1	J, T, U		49				Right
	05116387AA	1	J, T, U		49				Left
18									TAPE, C Pillar
	05116390AA	1	J, T, U		49				Right
	05116391AA	1	J, T, U		49				Left

COMPASS/PATRIOT (MK)				
SERIES	LINE	BODY	ENGINE	TRANSMISSION
H = HIGHLINE	T = JEEP - 2WD	49 = HATCHBACK TYPE #2	ECE = 2.0L 4 Cyl DOHC DPF Diesel Engine	DEF = 6-Speed Manual Aisin BG6 Trans
L = LOWLINE	J = JEEP - 4WD	74 = SPORT UTILITY 4-DR TYPE #4	ED3 = 2.4L 4 Cyl DOHC 16V Dual VVT Engine	DD7 = 5-Speed Manual T355 Transmission
P = PREMIUM	U = JEEP - 4WD (RHD)		ECD = 2.0L 4 Cyl DOHC Diesel 16V Engine	DAV = Continuously Variable Transaxle II
			ECN = 2.0L 4 Cyl DOHC 16V Dual VVT Engine	DAW = Cont.Var. w/Off-Rd Crawl Ratio Trans

AR = use ase required - = Non illustrated part

Exterior Ornamentation, Patriot
Figure 40-210



ITEM	PART NUMBER	QTY	LINE	SERIES	BODY	ENGINE	TRANS	TRIM	DESCRIPTION
1	1BB32RXFAC	1	J, T, U		74				MOLDING, A-PILLAR Right
	1BB33RXFAC	1	J, T, U		74				Left
2	1BB35AJCAB	2	J, T, U		74				MOLDING, Front Door [K3J]
	1BB35ARHAB	2	J, T, U		74				[K3R]
	1BB35AXRAB	2	J, T, U		74				[K3Y]
	1BB35DBMAB	2	J, T, U		74				[K3D]
	1BB35EGJAB	2	J, T, U		74				[K3G]
	1BB35FQDAB	2	J, T, U		74				[K3U]
	1BB35SW1AB	2	J, T, U		74				[K3W]
	1BB35WS2AB	2	J, T, U		74				[K3S]
		1	J, T, U		74				With Sales Code [MJB]
	1CW01RX-FAA	2	J, T, U		74				[K4X]
3	1BB36AJCAB	1	J, T, U		74				MOLDING, Rear Door [JC], Right
	1BB36ARHAB	1	J, T, U		74				[RH], Right
	1BB36AXRAB	1	J, T, U		74				[XR], Right
	1BB36DBMAB	1	J, T, U		74				[BM], Right
	1BB36EGJAB	1	J, T, U		74				[GJ], Right
	1BB36WS2AB	1	J, T, U		74				With Sales Code [MJB], Right
	1BB37AJCAB	1	J, T, U		74				[JC], Left
	1BB37ARHAB	1	J, T, U		74				[RH], Left
	1BB37AXRAB	1	J, T, U		74				[XR], Left
	1BB37DBMAB	1	J, T, U		74				[BM], Left
	1BB37EGJAB	1	J, T, U		74				[GJ], Left
	1BB37WS2AB	1	J, T, U		74				With Sales Code [MJB], Left
	1CW04RX-FAA	1	J, T, U		74				[K4X], Right
	1CW05RX-FAA	1	J, T, U		74				[K4X], Left
4	05116250AC	1	J, T, U		74				MOLDING, Roof Right

COMPASS/PATRIOT (MK)

SERIES

H = HIGHLINE

L = LOWLINE

P = PREMIUM

LINE

T = JEEP - 2WD

J = JEEP - 4WD

U = JEEP - 4WD (RHD)

BODY

49 = HATCHBACK TYPE #2

74 = SPORT UTILITY 4-DR

TYPE #4

ENGINE

ECE = 2.0L 4 Cyl DOHC DPF

Diesel Engine

ED3 = 2.4L 4 Cyl DOHC 16V

Dual VVT Engine

ECD = 2.0L 4 Cyl DOHC

Diesel 16V Engine

ECN = 2.0L 4 Cyl DOHC 16V

Dual VVT Engine

TRANSMISSION

DEF = 6-Speed Manual Aisin BG6

Trans

DD7 = 5-Speed Manual T355

Transmission

DAV = Continuously Variable

Transaxle II

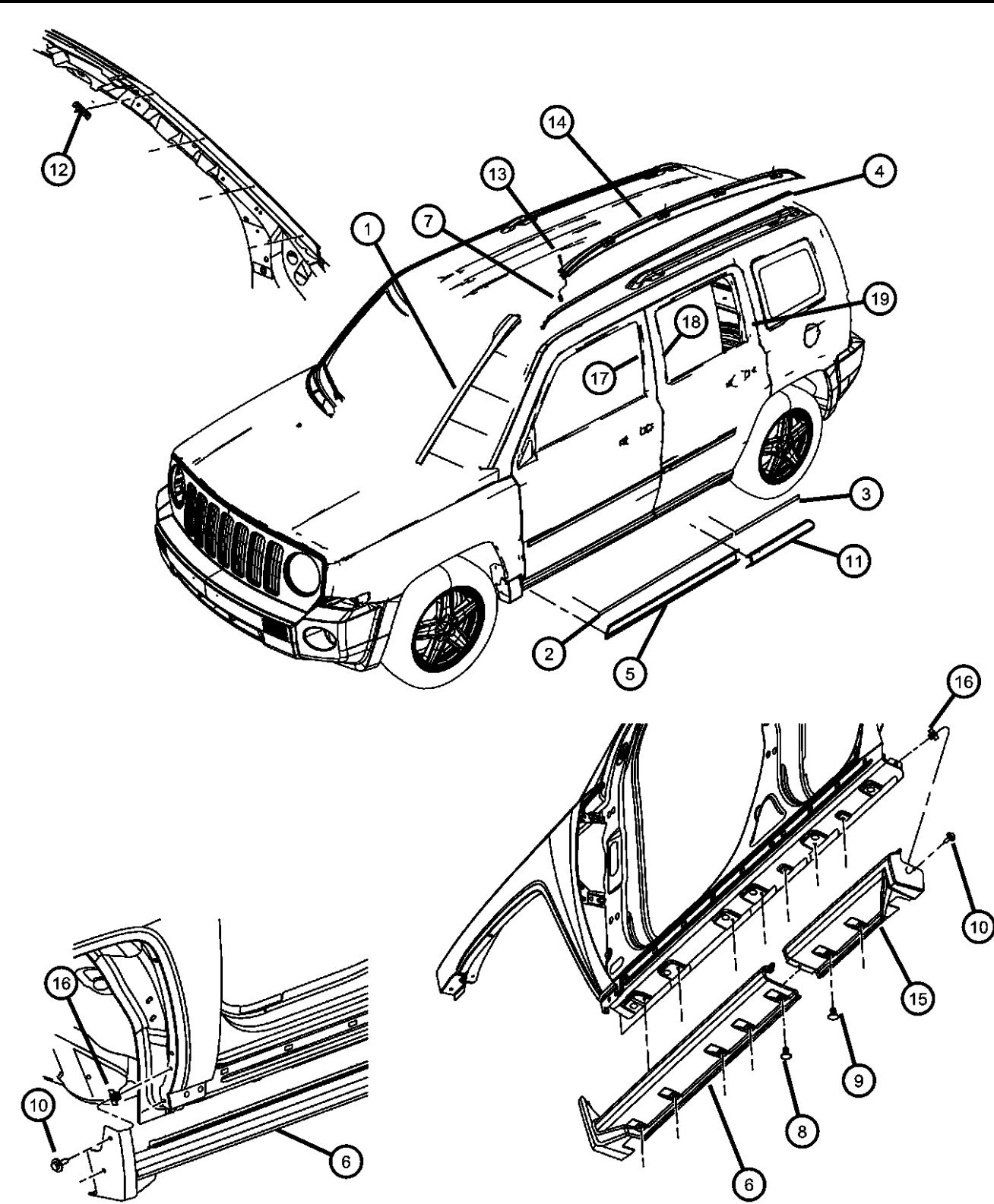
DAW = Cont.Var. w/Off-Rd Crawl

Ratio Trans

AR = use ase required - = Non illustrated part

2008 MK

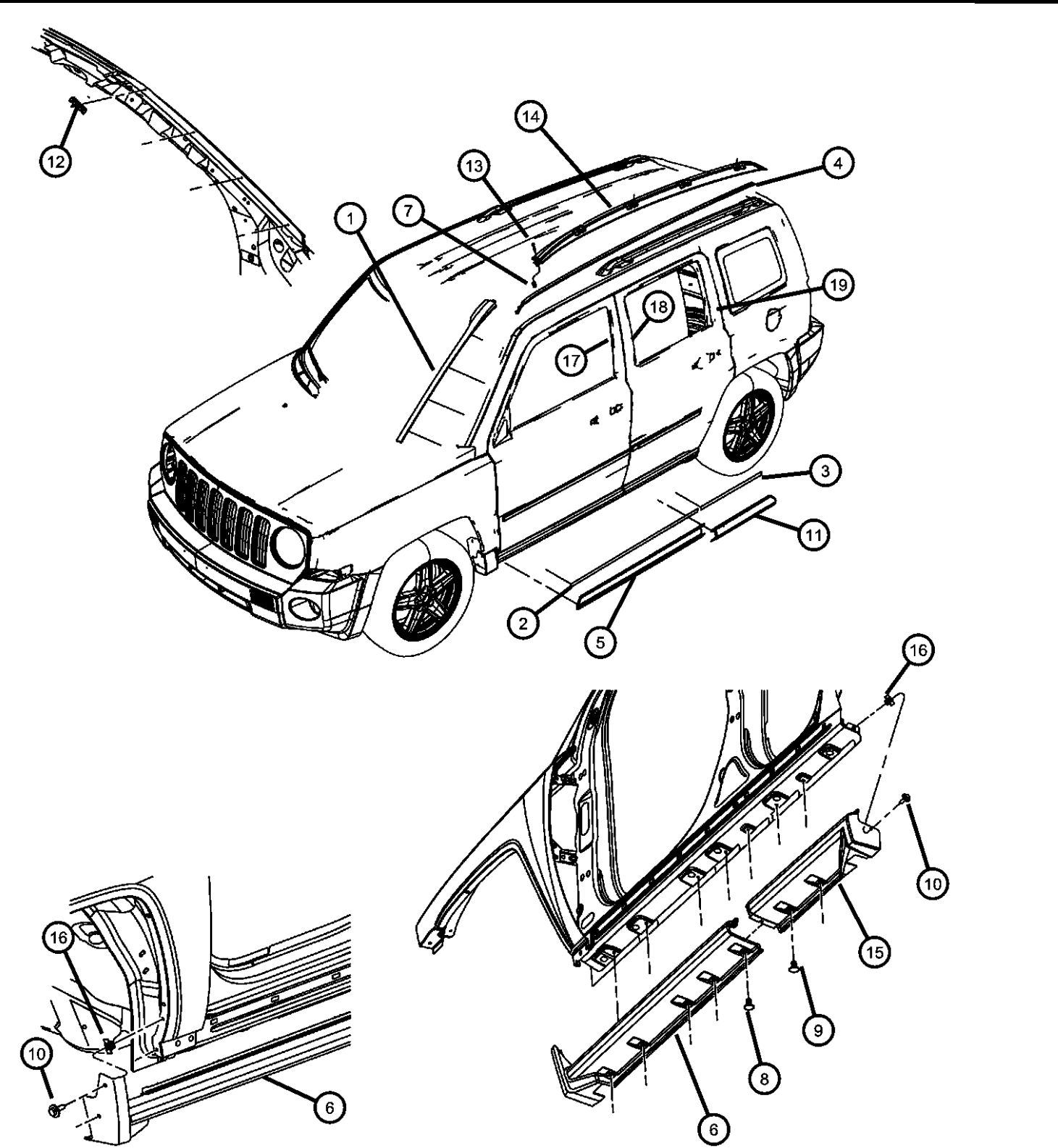
Exterior Ornamentation, Patriot
Figure 40-210



ITEM	PART NUMBER	QTY	LINE	SERIES	BODY	ENGINE	TRANS	TRIM	DESCRIPTION
5	05116251AC	1	J, T, U		74				Left
									MOLDING, Front Door
	1CH94WS2AB	1	J, T, U		74				Right
6	1CH95WS2AB	1	J, T, U		74				Left
									MOLDING, Side Sill, Front
	05116246AB	1	J, T, U		74				Right
7	05116247AB	1	J, T, U		74				Left
	06506739AA	4	J, T, U		74				NUT, Rivet
	06502481	5	J, T, U		74				PIN, Push, M8.6x21.20
8	06502481	2	J, T, U		74				PIN, Push, M8.6x21.20
9	06508628AA	2	J, T, U		49, 74				SCREW
10									MOLDING, Rear Door
11	1CH92WS2AB	1	J, T, U		74				Right
	1CH93WS2AB	1	J, T, U		74				Left
	05191598AA	8	J, T, U		74				CLIP, Repair
12	06508452AA	4	J, T, U		74				SCREW, Pan Head
13									SIDE RAIL, Roof Rack
14	05116252AA	1	J, T, U		74				Black [MWE], Right
	05116253AA	1	J, T, U		74				Black [MWE], Left
	05116370AA	1	J, T, U		74				Silver [MW1], Right
15	05116371AA	1	J, T, U		74				Silver [MW1], Left
									MOLDING, Side Sill, Rear
	05116248AB	1	J, T, U		74				Right
16	05116249AB	1	J, T, U		74				Left
	06508251AA	1	J, T, U		74				NUT, Snap In, M4.2 x 1.41
17									TAPE, Front Door
18	05116388AA	1	J, T, U		74				Right
	05116389AA	1	J, T, U		74				Left
									TAPE, Black Out, B Pillar
19	05116386AA	1	J, T, U		74				Right
	05116387AA	1	J, T, U		74				Left
									TAPE, C Pillar

COMPASS/PATRIOT (MK)		BODY		ENGINE		TRANSMISSION	
SERIES	LINE						
H = HIGHLINE	T = JEEP - 2WD	49 = HATCHBACK TYPE #2	ECE = 2.0L 4 Cyl DOHC DPF	DEF = 6-Speed Manual Aisin BG6			
L = LOWLINE	J = JEEP - 4WD	74 = SPORT UTILITY 4-DR	Diesel Engine	Trans			
P = PREMIUM	U = JEEP - 4WD (RHD)	TYPE #4	ED3 = 2.4L 4 Cyl DOHC 16V	DD7 = 5-Speed Manual T355			
			Dual VVT Engine	Transmission			
			ECD = 2.0L 4 Cyl DOHC	DAV = Continuously Variable			
			Diesel 16V Engine	Transaxle II			
			ECN = 2.0L 4 Cyl DOHC 16V	DAW = Cont.Var. w/Off-Rd Crawl			
			Dual VVT Engine	Ratio Trans			

Exterior Ornamentation, Patriot
Figure 40-210

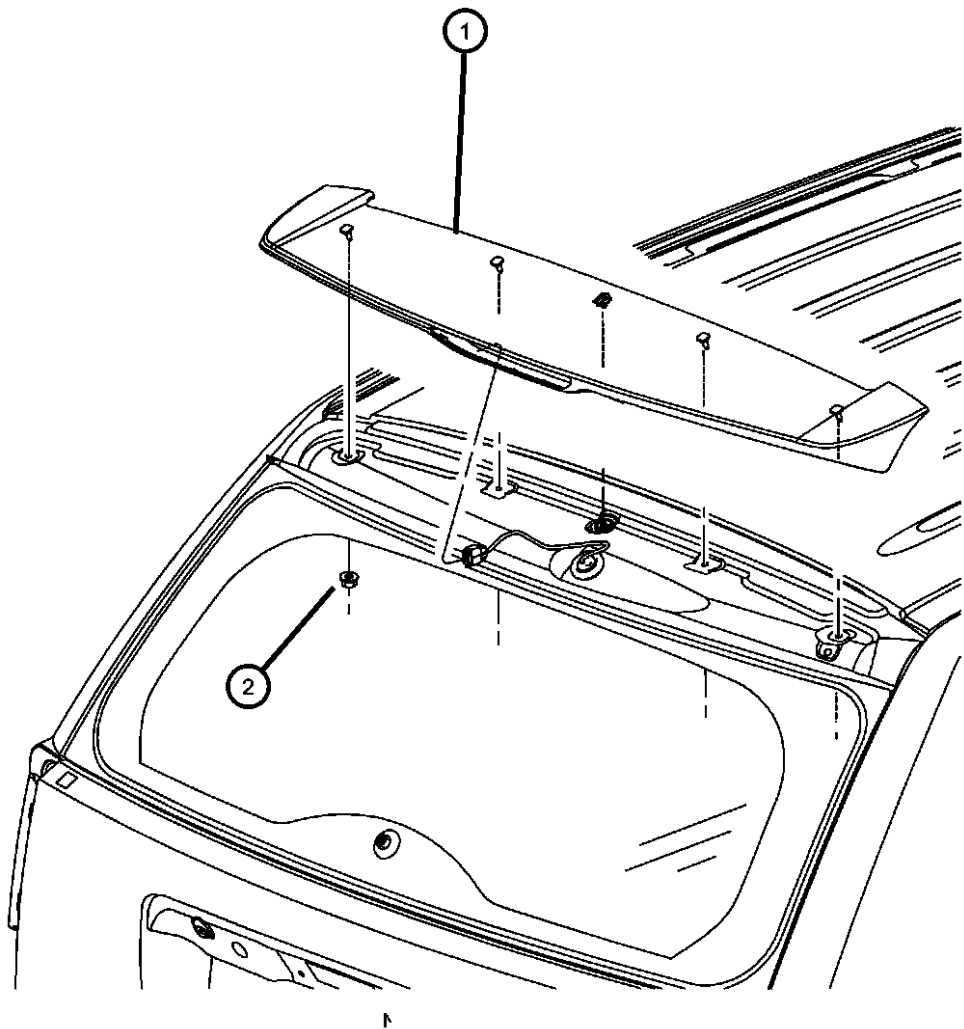


ITEM	PART NUMBER	QTY	LINE	SERIES	BODY	ENGINE	TRANS	TRIM	DESCRIPTION
	05116390AA	1	J, T, U		74				Right
	05116391AA	1	J, T, U		74				Left

COMPASS/PATRIOT (MK)		BODY	ENGINE	TRANSMISSION
SERIES	LINE			
H = HIGHLINE	T = JEEP - 2WD	49 = HATCHBACK TYPE #2	ECE = 2.0L 4 Cyl DOHC DPF Diesel Engine	DEF = 6-Speed Manual Aisin BG6 Trans
L = LOWLINE	J = JEEP - 4WD	74 = SPORT UTILITY 4-DR TYPE #4	ED3 = 2.4L 4 Cyl DOHC 16V Dual VVT Engine	DD7 = 5-Speed Manual T355 Transmission
P = PREMIUM	U = JEEP - 4WD (RHD)		ECD = 2.0L 4 Cyl DOHC Diesel 16V Engine	DAV = Continuously Variable Transaxle II
			ECN = 2.0L 4 Cyl DOHC 16V Dual VVT Engine	DAW = Cont.Var. w/Off-Rd Crawl Ratio Trans

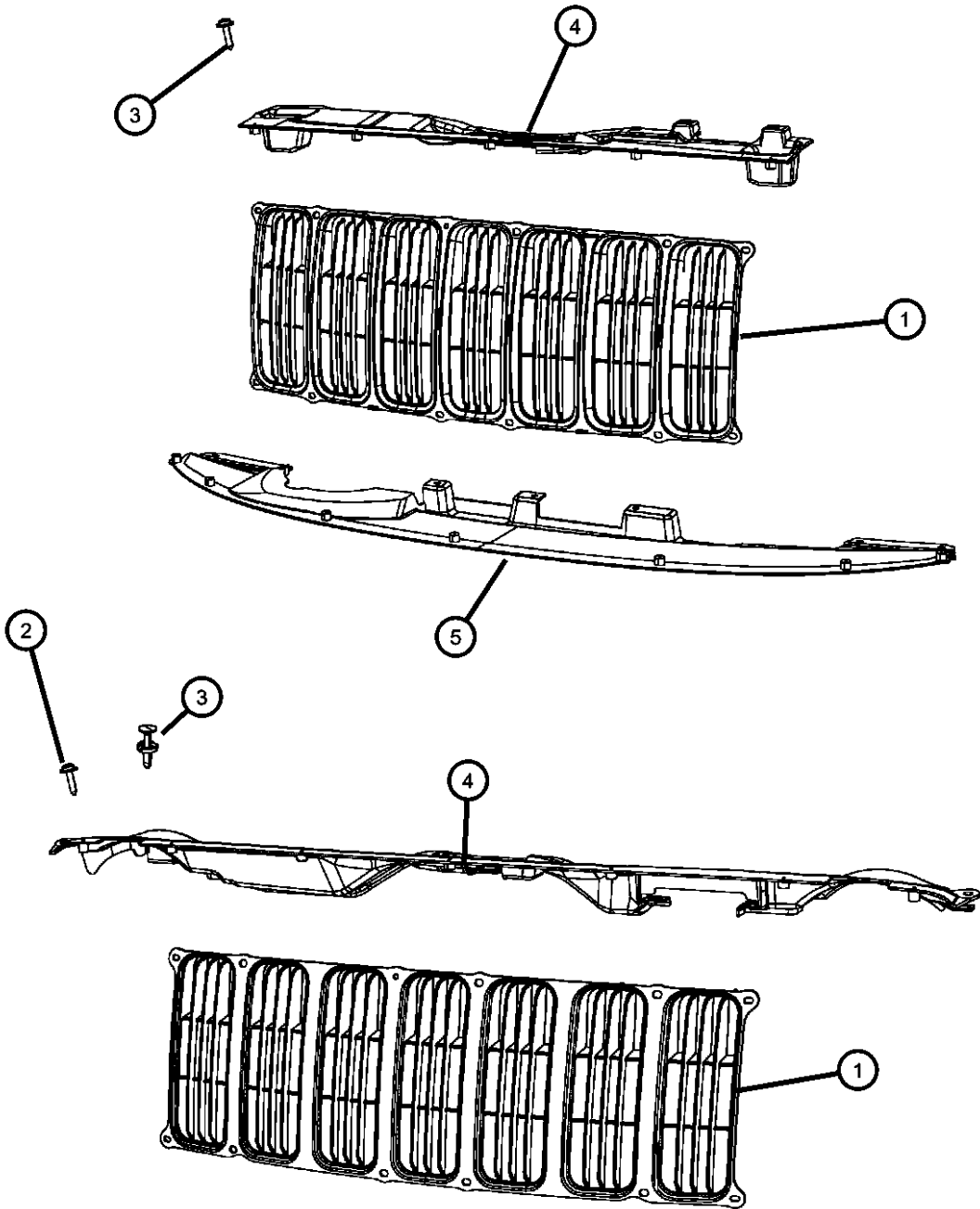
Spoilers
Figure 40-245

ITEM	PART NUMBER	QTY	LINE	SERIES	BODY	ENGINE	TRANS	TRIM	DESCRIPTION
1	0ZM46RXFAC	1	J, T, U		49				SPOILER, Liftgate
2	06104725AA	4	J, T, U		49				NUT AND WASHER, Hex, M6X1.00



COMPASS/PATRIOT (MK)		BODY	ENGINE	TRANSMISSION
SERIES	LINE			
H = HIGHLINE	T = JEEP - 2WD	49 = HATCHBACK TYPE #2	ECE = 2.0L 4 Cyl DOHC DPF Diesel Engine	DEF = 6-Speed Manual Aisin BG6 Trans
L = LOWLINE	J = JEEP - 4WD	74 = SPORT UTILITY 4-DR	ED3 = 2.4L 4 Cyl DOHC 16V Dual VVT Engine	DD7 = 5-Speed Manual T355 Transmission
P = PREMIUM	U = JEEP - 4WD (RHD)	TYPE #4	ECD = 2.0L 4 Cyl DOHC Diesel 16V Engine	DAV = Continuously Variable Transaxle II
			ECN = 2.0L 4 Cyl DOHC 16V Dual VVT Engine	DAW = Cont.Var. w/Off-Rd Crawl Ratio Trans

Grilles
Figure 40-405



ITEM	PART NUMBER	QTY	LINE	SERIES	BODY	ENGINE	TRANS	TRIM	DESCRIPTION
1	05116363AA	1	J, T, U		74				GRILLE, Radiator
	0YS24XXXAA	1	J, T, U		49				
2	05160260AA	5	J, T, U		49				PIN, Push
3	06105097AA	2	J, T, U		49				SCREW, M6x1x20
4	05116333AA	1	J, T, U		49				PANEL, Upper fascia
	05116364AA	1	J, T		74				
5	05116334AA	1	J, T, U		49				PANEL, Lower Fascia

COMPASS/PATRIOT (MK)		BODY		ENGINE	TRANSMISSION
SERIES	LINE				
H = HIGHLINE	T = JEEP - 2WD	49 = HATCHBACK TYPE #2	ECE = 2.0L 4 Cyl DOHC DPF Diesel Engine	DEF = 6-Speed Manual Aisin BG6 Trans	
L = LOWLINE	J = JEEP - 4WD	74 = SPORT UTILITY 4-DR TYPE #4	ED3 = 2.4L 4 Cyl DOHC 16V Dual VVT Engine	DD7 = 5-Speed Manual T355 Transmission	
P = PREMIUM	U = JEEP - 4WD (RHD)		ECD = 2.0L 4 Cyl DOHC Diesel 16V Engine	DAV = Continuously Variable Transaxle II	
			ECN = 2.0L 4 Cyl DOHC 16V Dual VVT Engine	DAW = Cont.Var. w/Off-Rd Crawl Ratio Trans	

AR = use ase required - = Non illustrated part

Group - 50

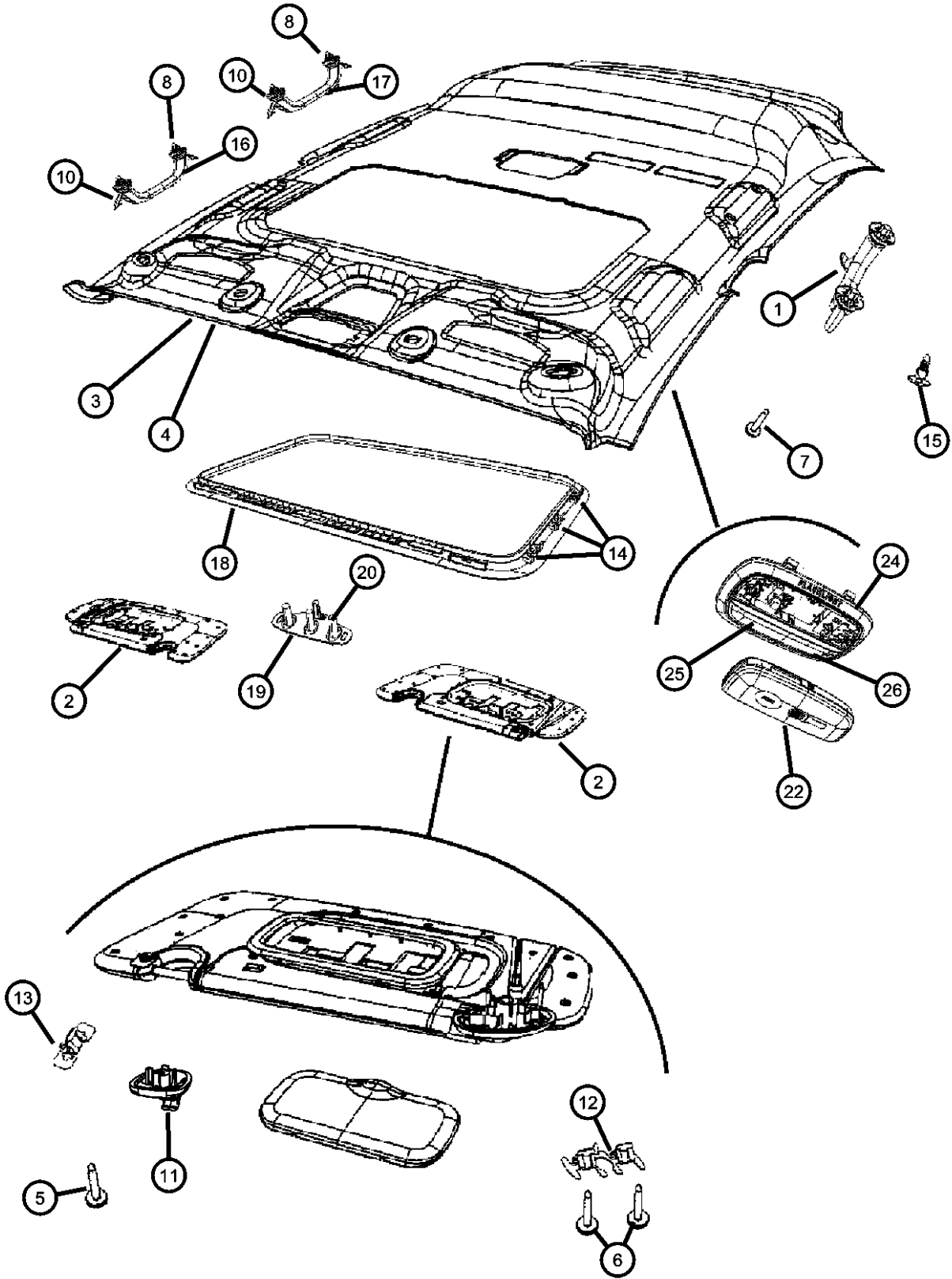
Interior Trim

050-100 Headliners-Visors-Assist Straps	050-1000 Rear Seats - Second Row - Adjusters, Recliners, Shields and Risers	050-1400 Lift Gate Panel and Scuff Plate	050-200 Panels-Moldings-Scuff Plates, Pillar, Cowl, 1/4 Panel Trim and Cargo Covers
050-300 Carpets, Floor Mats, Load Floor, and Silencers	050-400 Door Trim Panels-Front and Rear	050-500 Front Seats - First Row	050-600 Rear Seats - Second Row
050-900 Front Seats - Adjusters, Recliners, Shields and Risers			

Group - 50 Interior Trim

Illustration Title	Group-Fig. No.
Headliners-Visors-Assist Straps	
Headliners and Visors	Fig. 50 - 105
Panels-Moldings-Scuff Plates, Pillar, Cowl, 1/4 Panel Trim and Cargo Covers	
Interior Moldings and Pillars	Fig. 50 - 205
Cowl Side Panel and Scuff Plates	Fig. 50 - 225
Quarter Trim Panel.....	Fig. 50 - 235
Carpets, Floor Mats, Load Floor, and Silencers	
Carpet, Complete	Fig. 50 - 305
Footrest	Fig. 50 - 345
Door Trim Panels-Front and Rear	
Front Door Trim Panels	Fig. 50 - 405
Rear Door Trim Panels	Fig. 50 - 415
Front Seats - First Row	
Front Seat - Bucket - Trim Code [AL]	Fig. 50 - 505
Front Seat - Bucket -Trim Code [D7]	Fig. 50 - 510
Front Seat - Bucket -Trim Code [E6].....	Fig. 50 - 530
Front Seat - Bucket -Trim Code [K6].....	Fig. 50 - 540
Rear Seats - Second Row	
Rear Seat - 60/40 - Trim Code [AL].....	Fig. 50 - 640
Rear Seats - 60/40 - Trim Code [D7]	Fig. 50 - 645
Front Seats - Adjusters, Recliners, Shields and Risers	
Adjusters , Recliners and Shields - Driver Seat - Manual	Fig. 50 - 910
Adjusters , Recliners and Shields - Passenger Seat - Manual.....	Fig. 50 - 920
Rear Seats - Second Row - Adjusters, Recliners, Shields and Risers	
Rear Seat Attaching Parts.....	Fig. 50 - 1005
Lift Gate Panel and Scuff Plate	
Liftgate Panels and Scuff Plate	Fig. 50 - 1405

Headliners and Visors
Figure 50-105



ITEM	PART NUMBER	QTY	LINE	SERIES	BODY	ENGINE	TRANS	TRIM	DESCRIPTION
------	-------------	-----	------	--------	------	--------	-------	------	-------------

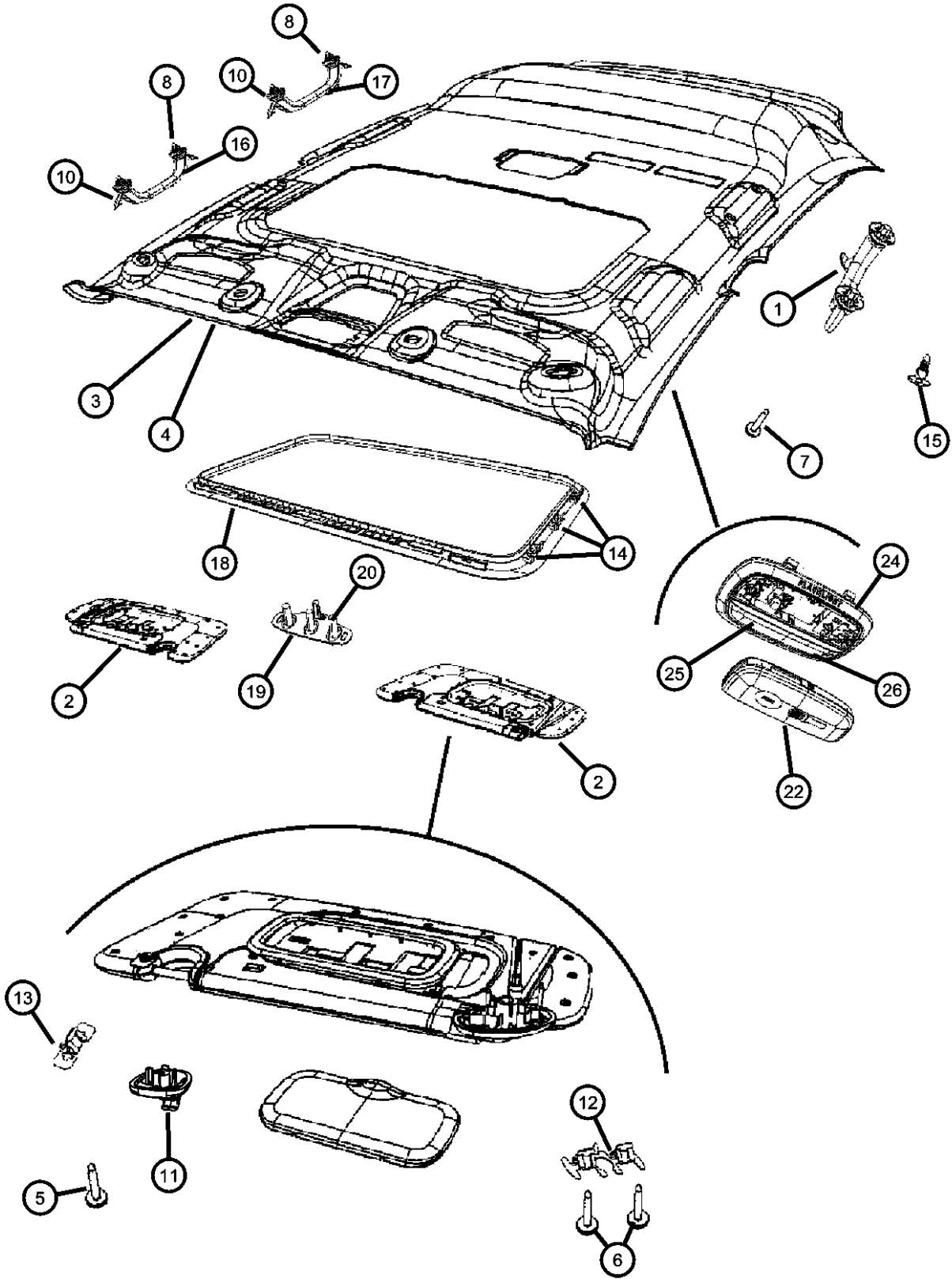
Sales Codes:
[GNK] = Rear View Auto Dim Mirror
[GWG]= Sunroof
[LCK]= Front Dome Lamp
[LDB]= Cargo Compartment Lamp
[LSC]= Security Alarm
[RSP]= Uconnect Hands Free Communication
[XGD]= Garage Door Opener

1									HOOK, Coat
	1GA29DW1AA	1	J, T, U		74			*O0	
		2	J, T, U		49			*O0	
2									VISOR
	0YD98DW1AA	1	J, T, U		74			*O0	Right
	0YD99DW1AA	1	J, T, U		74			*O0	Left
	1FA12DW1AA	1	J, T, U		49			*O0	Right
	1FA13DW1AA	1	J, T, U		49			*O0	Left
3									HEADLINER, With Sunroof
	1FA54DW1AC	1	J, T, U		49			*O0	With [GWG] [LCD] [LCR] [CSR] [GNK] [LSC], without [XGD] or [RSP] or [LDB]
	1GA08DW1AB	1	J, T, U		74			*O0	With [GWG] [LCD] [LCR] [CSR] [LSC], without [XGD] or [GNK] or [RSP] or [LDB] or [LCK]
	1GA09DW1AB	1	J, T, U		74			*O0	With [GWG] [LCD] [LCR] [CSR] [GNK] [LSC], without [XGD] or [RSP] or [LDB] or [LCK]
	1KU63DW1AA	1	J, T, U		49			*O0	With [GWG] [LCD] [LCR] [CS] , without [XGD] or [RSP] or [LDB] or [LSC] or [GNK]
	1KU65DW1AA	1	J, T, U		49			*O0	With [RSP] [XGD] [GWG] [LCD] [LCR] [CSR] [GNK] , without [LDB] or [LSC]
	1KU66DW1AA	1	J, T, U		74			*O0	With [GWG] [LCD] [LCR] [CS] , without [XGD] or [RSP] or [LDB] or [LSC] or [GNK]
	1KV06DW1AA	1	J, T, U		74			*O0	With [GWG] [XGD] [LCD] [LCR] [CSR] [GNK] , without [RSP] or [LDB] or [LSC]
		1	J, T, U		74			*O0	With [RSP] [XGD] [GWG] [LCD] [LCR] [CSR] [GNK] , without [LDB] or [LSC]

COMPASS/PATRIOT (MK)		BODY		ENGINE	TRANSMISSION
SERIES	LINE				
H = HIGHLINE	T = JEEP - 2WD	49 = HATCHBACK TYPE #2		ECE = 2.0L 4 Cyl DOHC DPF	DEF = 6-Speed Manual Aisin BG6
L = LOWLINE	J = JEEP - 4WD	74 = SPORT UTILITY 4-DR		Diesel Engine	Trans
P = PREMIUM	U = JEEP - 4WD (RHD)	TYPE #4		ED3 = 2.4L 4 Cyl DOHC 16V	DD7 = 5-Speed Manual T355
				Dual VVT Engine	Transmission
				ECD = 2.0L 4 Cyl DOHC	DAV = Continuously Variable
				Diesel 16V Engine	Transaxle II
				ECN = 2.0L 4 Cyl DOHC 16V	DAW = Cont.Var. w/Off-Rd Crawl
				Dual VVT Engine	Ratio Trans

AR = use ase required - = Non illustrated part

Headliners and Visors
Figure 50-105

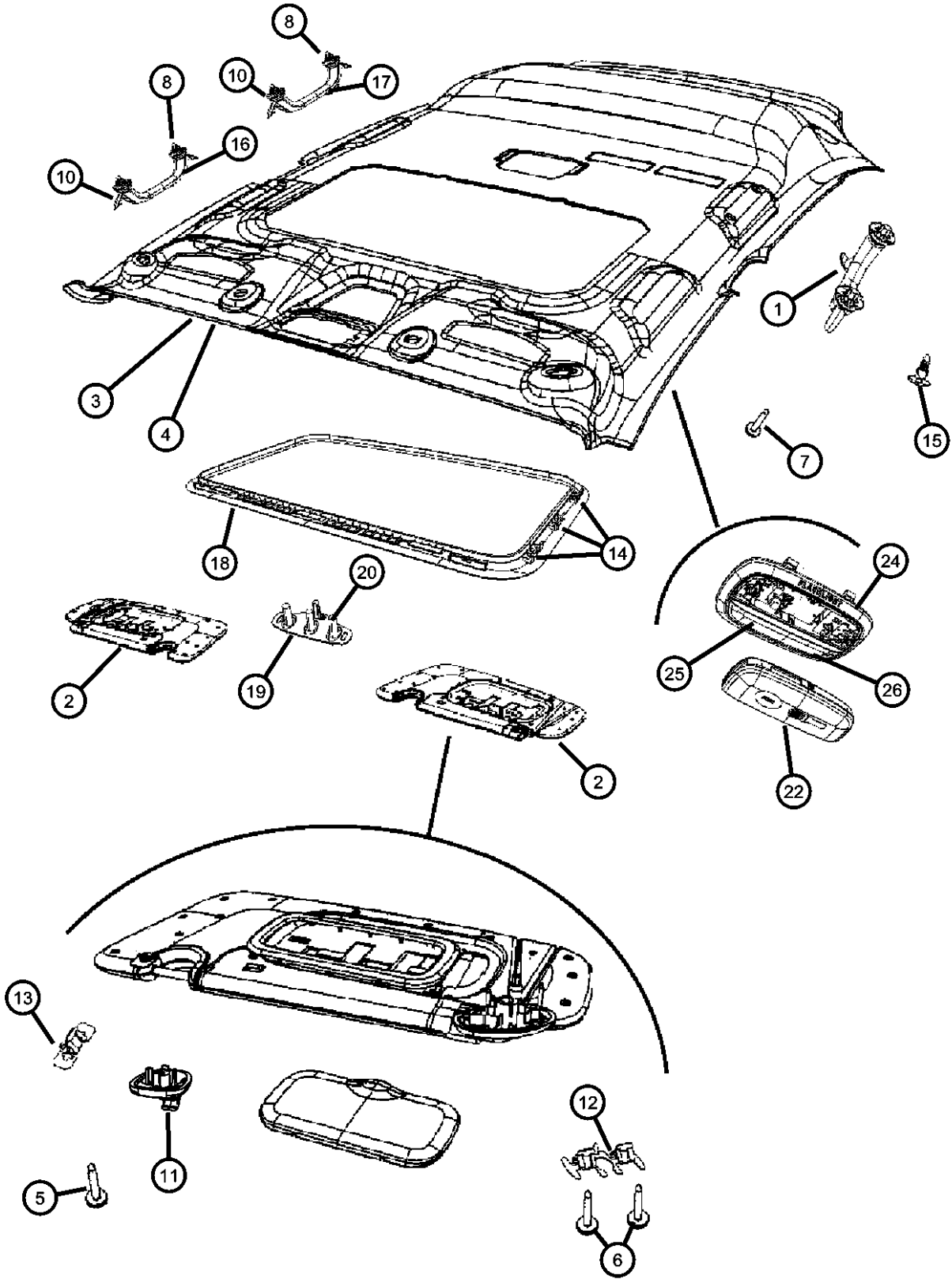


ITEM	PART NUMBER	QTY	LINE	SERIES	BODY	ENGINE	TRANS	TRIM	DESCRIPTION
	1KV09DW1AA	1	J, T, U		49			*O0	With [GWG] [LCD] [LCR] [CSR] [GNK] , without [XGD] or [RSP] or [LDB] or LSC]
	1LD94DW1AA	1	J, T, U		74			*O0	With [GWG] [LCD] [LCR] [CSR] [GNK] , without [XGD] or [RSP] or [LDB] or LSC]
4	1FA11DW1AB	1	J, T, U		49			*O0	HEADLINER, Without Sunroof
	1FA46DW1AC	1	J, T, U		49			*O0	With [LBD] , without [GWG] or [RSP] or [LCD] or [LCR] or [CSR] or [LSC] or [GNK]
	1GA01DW1AB	1	J, T, U		74			*O0	With [LCD] [LCR] [CSR] [LSC] , without [GWG] or [LDB] or [GNK] or [XGD] or [RSP]
	1GA02DW1AA	1	J, T, U		74			*O0	With [LCK] [LBD]
	1GA06DW1AB	1	J, T, U		74			*O0	With [LDB] [CSR]
	1GA07DW1AB	1	J, T, U		74			*O0	With [LCD] [LCR] [CSR] [LSC] , without [GWG] or [XGD] or [RSP] or [LBD] or [GNK]
	1KT97DW1AA	1	J, T, U		49			*O0	With [LCD] [LCR] [CSR] [LSC] [GNK] , without [XGD] or [GWG] or [RSP] or [LCK] or [LDB]
	1KV01DW1AA	1	J, T, U		74			*O0	With [LCD] [LCR] [CSR] , without [LSC] [GWG] or [LDB] or [GNK] or [XGD] or [RSP]
	1KV07DW1AA	1	J, T, U		74			*O0	With [CSR] [LCD] [LCR] [GNK] [XGD] [RSP] [LCK] , without [LSC] [GWG] [LDB]
	1LD96DW1AA	1	J, T, U		74			*O0	With [LBD] [CSR] , without [GWG] or [RSP] or [LCD] or [LCR] or [LSC] or [GNK]
5	05183404AA	1	J, T, U		74			*O0	SCREW, Visor Support
		2	J, T, U		49			*O0	
6	05183402AA	4	J, T, U		49			*O0	SCREW, Visor

COMPASS/PATRIOT (MK)		BODY		ENGINE	TRANSMISSION
SERIES	LINE				
H = HIGHLINE	T = JEEP - 2WD	49 = HATCHBACK TYPE #2		ECE = 2.0L 4 Cyl DOHC DPF Diesel Engine	DEF = 6-Speed Manual Aisin BG6 Trans
L = LOWLINE	J = JEEP - 4WD	74 = SPORT UTILITY 4-DR TYPE #4		ED3 = 2.4L 4 Cyl DOHC 16V Dual VVT Engine	DD7 = 5-Speed Manual T355 Transmission
P = PREMIUM	U = JEEP - 4WD (RHD)			ECD = 2.0L 4 Cyl DOHC Diesel 16V Engine	DAV = Continuously Variable Transaxle II
				ECN = 2.0L 4 Cyl DOHC 16V Dual VVT Engine	DAW = Cont.Var. w/Off-Rd Crawl Ratio Trans

AR = use ase required - = Non illustrated part

Headliners and Visors
Figure 50-105

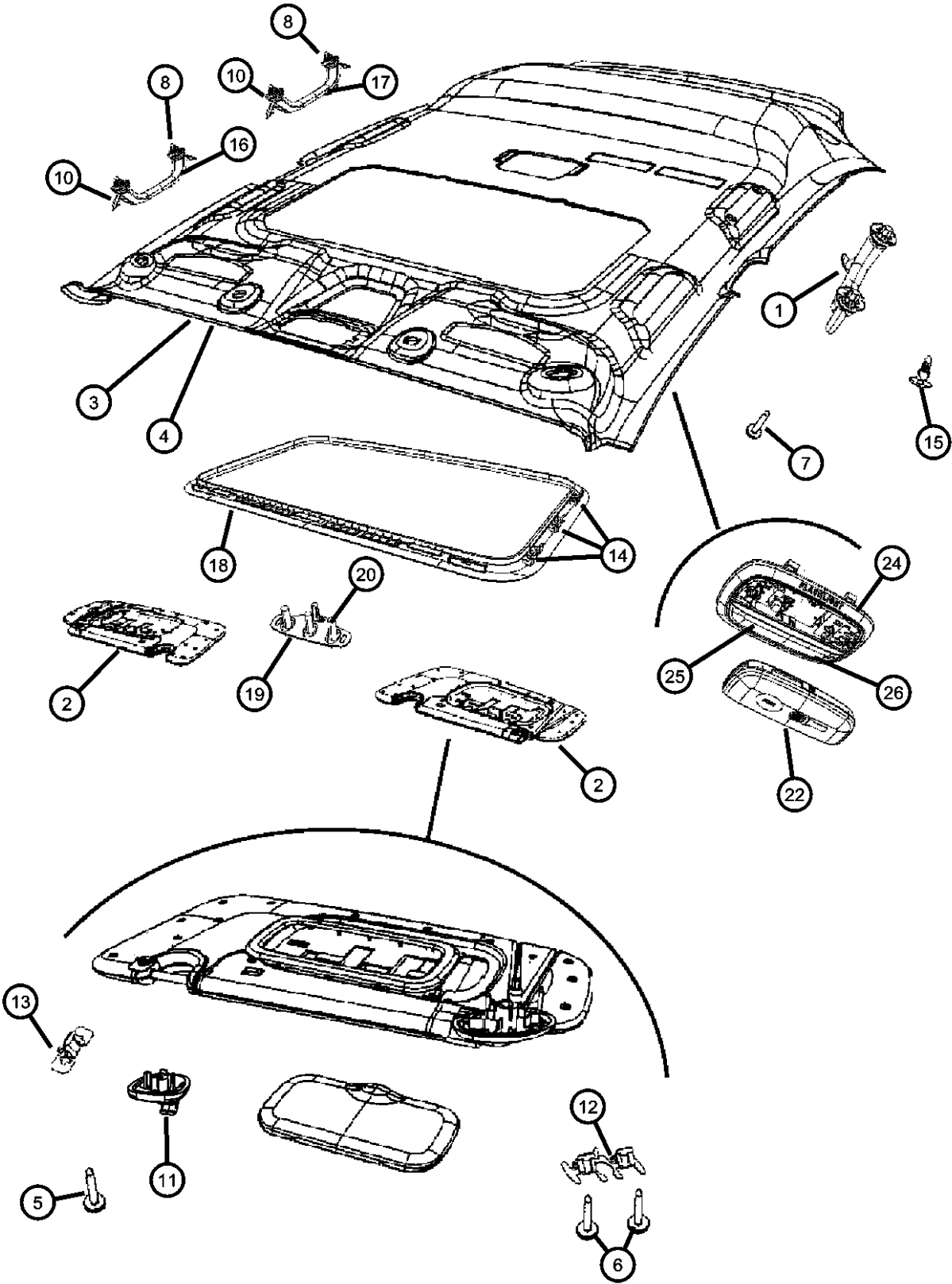


ITEM	PART NUMBER	QTY	LINE	SERIES	BODY	ENGINE	TRANS	TRIM	DESCRIPTION
7	00154932AA	4	J, T, U		74			*O0	SCREW, Coat Hook attach
		2	J, T, U		74			*O0	
		2	J, T, U		49			*O0	
8	00154932AA	2	J, T, U		74			*O0	SCREW
		2	J, T, U		49			*O0	
		2	J, T, U		49			*O0	
-9	00154932AA	2	J, T, U		74			*O0	SCREW
		2	J, T, U		49			*O0	
		2	J, T, U		49			*O0	
10	05023677AA	8	J, T, U		74			*O0	SPACER, Grab Handle
		8	J, T, U		49			*O0	
		8	J, T, U		49			*O0	
11	1DR31DW1AA	2	J, T, U		74			*O0	RECEPTACLE, Visor
		2	J, T, U		49			*O0	
		2	J, T, U		49			*O0	
12	05183403AA	2	J, T, U		74			*O0	CLIP, Visor
		2	J, T, U		49			*O0	
		2	J, T, U		49			*O0	
13	05183405AA	1	T, U, J		74			*O0	CLIP, Used for Visor Support and Grab Handle
		4	J, T, U		49			*O0	
		4	J, T, U		49			*O0	
14	05183411AA	1	J, T, U		74			*O0	RETAINER, Holds the Trim Lace
		8	J, T, U		49			*O0	
		8	J, T, U		49			*O0	
15	1DR34DW1AA	2	J, T, U		74			*O0	PLUG, Rear of Headliner
		1	J, T, U		49			*O0	
		1	J, T, U		49			*O0	
16	0QY62DW1AE	2	J, T, U		74			*O0	HANDLE, Roof Grab, Front
		2	J, T, U		49			*O0	
		2	J, T, U		49			*O0	
17									HANDLE, Roof Grab, Rear

COMPASS/PATRIOT (MK)		BODY		ENGINE	TRANSMISSION
SERIES	LINE				
H = HIGHLINE	T = JEEP - 2WD	49 = HATCHBACK TYPE #2		ECE = 2.0L 4 Cyl DOHC DPF Diesel Engine	DEF = 6-Speed Manual Aisin BG6 Trans
L = LOWLINE	J = JEEP - 4WD	74 = SPORT UTILITY 4-DR TYPE #4		ED3 = 2.4L 4 Cyl DOHC 16V Dual VVT Engine	DD7 = 5-Speed Manual T355 Transmission
P = PREMIUM	U = JEEP - 4WD (RHD)			ECD = 2.0L 4 Cyl DOHC Diesel 16V Engine	DAV = Continuously Variable Transaxle II
				ECN = 2.0L 4 Cyl DOHC 16V Dual VVT Engine	DAW = Cont.Var. w/Off-Rd Crawl Ratio Trans

AR = use ase required - = Non illustrated part

Headliners and Visors
Figure 50-105

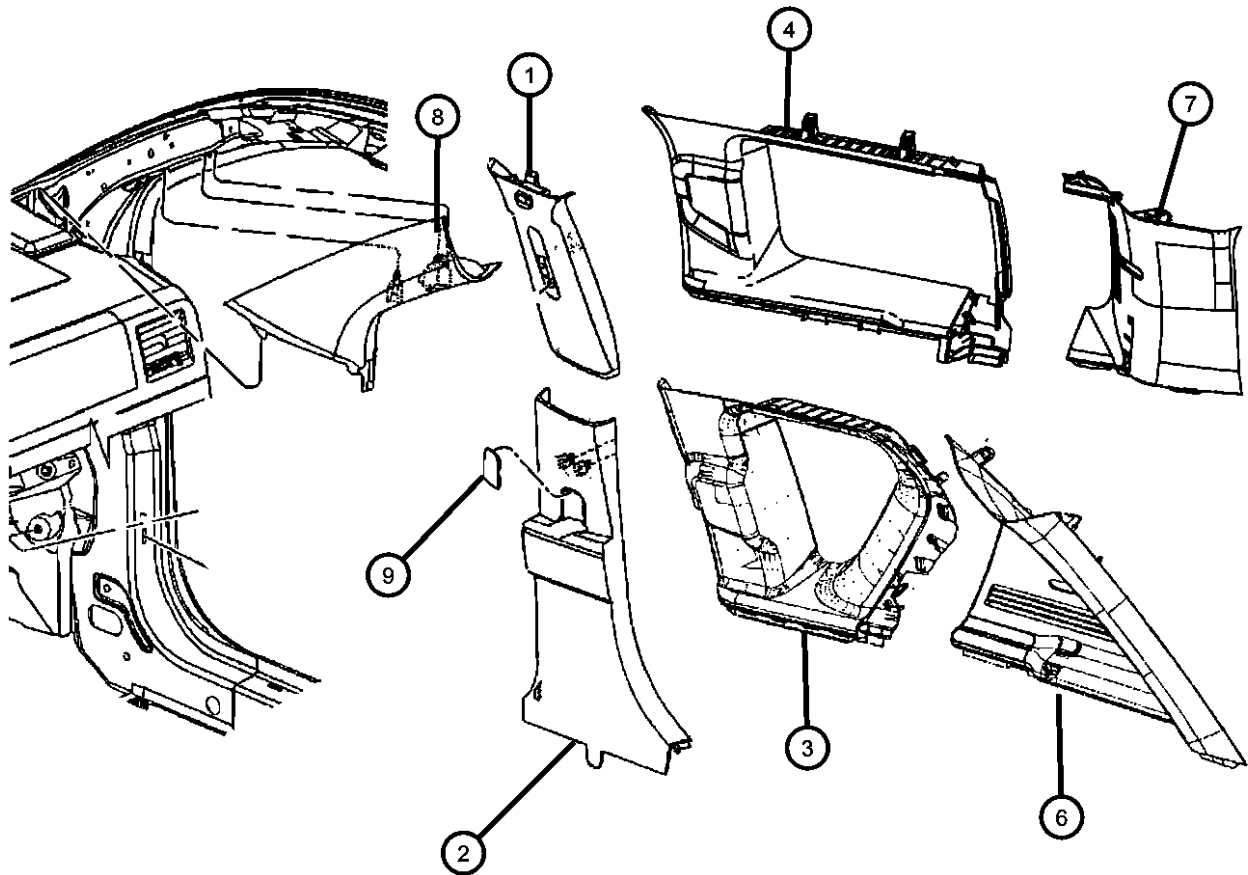


ITEM	PART NUMBER	QTY	LINE	SERIES	BODY	ENGINE	TRANS	TRIM	DESCRIPTION
	0QY67DW1AD	1	J, T, U		74			*O0	Left
		1	J, T, U		49			*O0	Left
	0QY66DW1AD	1	J, T, U		74			*O0	Right
		1	J, T, U		49			*O0	Right
18									TRIM LACE, Sunroof
	1DR59DW1AA	1	J, T, U		74			*O0	
		1	J, T, U		49			*O0	
19									BEZEL, Garage Door Opener
	1BW48DW1AA	1	J, T, U		74			*O0	
		1	J, T, U		49			*O0	
20									BUTTON, Garage Door Opener
	1BW49DX9AB	1	J, T, U		49			*O0	
		1	J, T, U		74			*O0	
-21									MODULE, Garage Door Opener
	56044968AA	1	J, T, U		74			*O0	
		1	J, T, U		49			*O0	
22									FLASHLIGHT
	05183459AA	1	J, T, U		74			*O0	
		1	J, T, U		49			*O0	
-23									BATTERY, Flashlight
	05183454AA	1	U, J, T		74			*O0	
		1	J, T, U		49			*O0	
24									LAMP, Dome
	05183445AA	1	J, T, U		74			*O0	
		1	J, T, U		49			*O0	
25									LENS, Dome Lamp
	05183449AA	1	J, T, U		74			*O0	
		1	J, T, U		49			*O0	
26									BULB
	05183471AA	1	J, T, U		74			*O0	
		1	J, T, U		49			*O0	

COMPASS/PATRIOT (MK)		BODY		ENGINE	TRANSMISSION
SERIES	LINE				
H = HIGHLINE	T = JEEP - 2WD	49 = HATCHBACK TYPE #2		ECE = 2.0L 4 Cyl DOHC DPF Diesel Engine	DEF = 6-Speed Manual Aisin BG6 Trans
L = LOWLINE	J = JEEP - 4WD	74 = SPORT UTILITY 4-DR TYPE #4		ED3 = 2.4L 4 Cyl DOHC 16V Dual VVT Engine	DD7 = 5-Speed Manual T355 Transmission
P = PREMIUM	U = JEEP - 4WD (RHD)			ECD = 2.0L 4 Cyl DOHC Diesel 16V Engine	DAV = Continuously Variable Transaxle II
				ECN = 2.0L 4 Cyl DOHC 16V Dual VVT Engine	DAW = Cont.Var. w/Off-Rd Crawl Ratio Trans

AR = use ase required - = Non illustrated part

Interior Moldings and Pillars
Figure 50-205



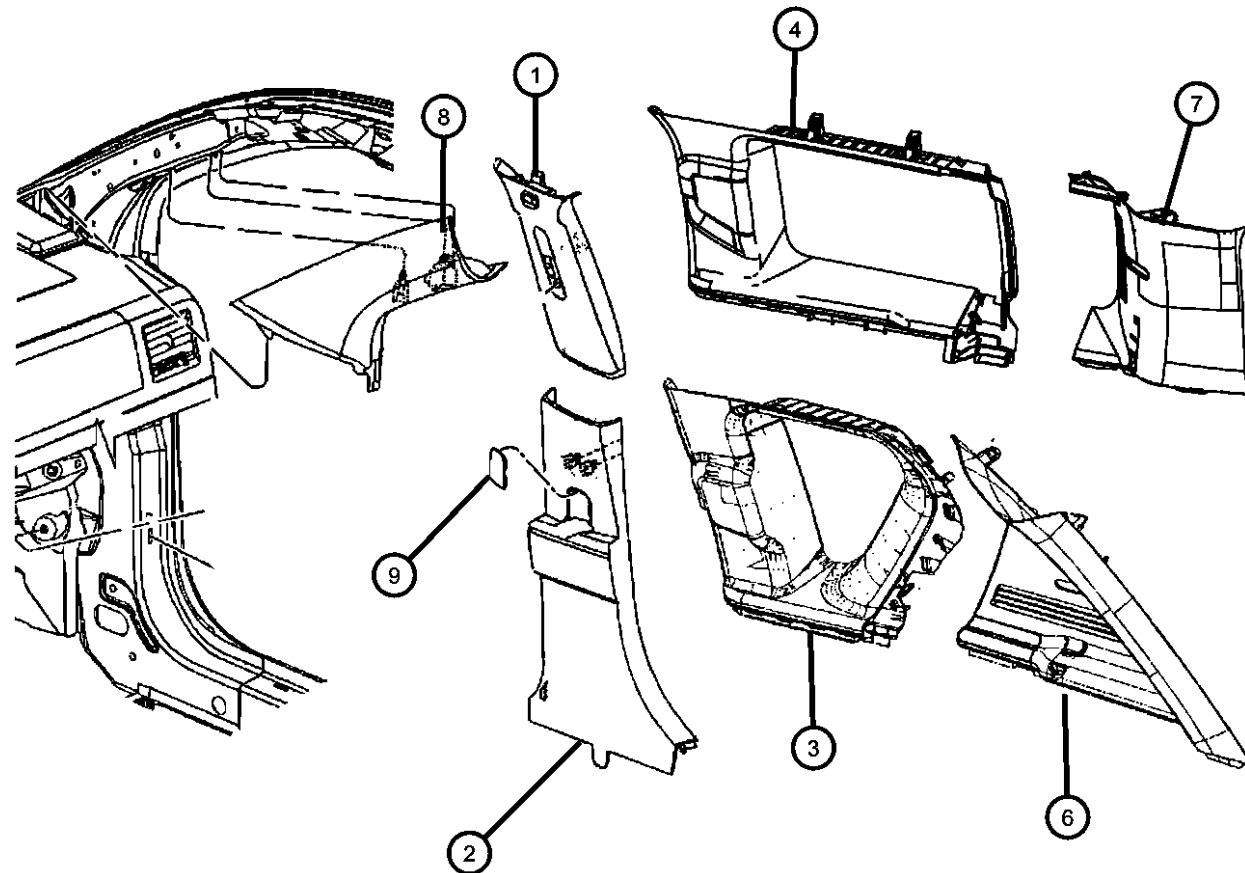
ITEM	PART NUMBER	QTY	LINE	SERIES	BODY	ENGINE	TRANS	TRIM	DESCRIPTION
------	-------------	-----	------	--------	------	--------	-------	------	-------------

Sales Codes:
[AGV]= With Flexible Seating Group
[RFS]= 2 Articulating Liftgate Speakers

1									PANEL, B Pillar Upper Trim
	0YF58DW1AD	1	J, T, U		49			*O0	[DA] , Without [CJ4] or [CGS], Right
		1	J, T, U		49			*O0	[DV] , Without [CJ4] or [CGS], Right
		1	J, T, U		49			*O0	[KA] , Without [CJ4] or [CGS], Right
	0YF59DW1AD	1	J, T, U		49			*O0	[DA] , Without [CJ4] or [CGS], Left
		1	J, T, U		49			*O0	[DV] , Without [CJ4] or [CGS], Left
		1	J, T, U		49			*O0	[KA] , Without [CJ4] or [CGS], Left
	1AX74DW1AC	1	J, T, U		74			*O0	[DA] , Without [CJ4], Right
		1	J, T, U		74			*O0	[KA] , Without [CJ4], Right
		1	J, T, U		74			*O0	[DV] , Without [CJ4], Right
	1AX75DW1AC	1	J, T, U		74			*O0	[DA] , Without [CJ4], Left
		1	J, T, U		74			*O0	[KA] , Without [CJ4], Left
		1	J, T, U		74			*O0	[DV] , Without [CJ4], Left
	1ET04DW1AC	1	J, T, U		49			*O0	[DA] , With [CJ4] or [CGS], Right
		1	J, T, U		49			*O0	[DV] , With [CJ4] or [CGS], Right
		1	J, T, U		49			*O0	[KA] , With [CJ4] or [CGS], Right
	1ET04DW1AD	1	J, T, U		49			*O0	[DV] , With [CJ4], Right
		1	J, T, U		49			*O0	[KA] , With [CJ4], Right
	1ET05DW1AC	1	J, T, U		49			*O0	[DA] , With [CJ4] or [CGS], Left
		1	J, T, U		49			*O0	[DV] , With [CJ4] or [CGS], Left
		1	J, T, U		49			*O0	[KA] , With [CJ4] or [CGS], Left
	1ET05DW1AD	1	J, T, U		49			*O0	[DV] , With [CJ4], Left
		1	J, T, U		49			*O0	[KA] , With [CJ4], Left
	1EX68DW1AC	1	J, T, U		74			*O0	[DA] , With [CJ4], Right
		1	J, T, U		74			*O0	[KA] , With [CJ4], Right
		1	J, T, U		74			*O0	[DV] , With [CJ4], Right
	1EX69DW1AC	1	J, T, U		74			*O0	[DA] , With [CJ4], Left
		1	J, T, U		74			*O0	[KA] , With [CJ4], Left

COMPASS/PATRIOT (MK)		BODY	ENGINE	TRANSMISSION
SERIES	LINE			
H = HIGHLINE	T = JEEP - 2WD	49 = HATCHBACK TYPE #2	ECE = 2.0L 4 Cyl DOHC DPF Diesel Engine	DEF = 6-Speed Manual Aisin BG6 Trans
L = LOWLINE	J = JEEP - 4WD	74 = SPORT UTILITY 4-DR TYPE #4	ED3 = 2.4L 4 Cyl DOHC 16V Dual VVT Engine	DD7 = 5-Speed Manual T355 Transmission
P = PREMIUM	U = JEEP - 4WD (RHD)		ECD = 2.0L 4 Cyl DOHC Diesel 16V Engine	DAV = Continuously Variable Transaxle II
			ECN = 2.0L 4 Cyl DOHC 16V Dual VVT Engine	DAW = Cont.Var. w/Off-Rd Crawl Ratio Trans

Interior Moldings and Pillars Figure 50-205



ITEM	PART NUMBER	QTY	LINE	SERIES	BODY	ENGINE	TRANS	TRIM	DESCRIPTION
2		1	J, T, U		74			*O0	[DV] , With [CJ4], Left
									PANEL, B Pillar Lower Trim
	0YF60DK7AE	1	J, T, U		49			*O0	[KA], Right
		1	J, T, U		74			*O0	[KA], Right
	0YF60XDVAE	1	J, T, U		49			*O0	[DA], Right
		1	J, T, U		74			*O0	[DA], Right
	0YF61DK7AE	1	J, T, U		49			*O0	[KA], Left
		1	J, T, U		74			*O0	[KA], Left
	0YF61XDVAE	1	J, T, U		49			*O0	[DA], Left
		1	J, T, U		74			*O0	[DA], Left
3									PANEL, C Pillar, 49 Body Style
	0YF70DW1AB	1	J, T, U		49			*O0	[DA], Right
		1	J, T, U		49			*O0	[KA], Right
		1	J, T, U		49			*O0	[DV], Right
	0YF71DW1AB	1	J, T, U		49			*O0	[DA], Left
		1	J, T, U		49			*O0	[KA], Left
	0YF71DW1AC	1	J, T, U		49			*O0	[DV], Left
4									PANEL, C Pillar, 74 Body Style
	1AX76DW1AB	1	J, T, U		74			*O0	[DA], Right
		1	J, T, U		74			*O0	[KA], Right
		1	J, T, U		74			*O0	[DV], Right
	1AX77DW1AB	1	J, T, U		74			*O0	[DA], Left
		1	J, T, U		74			*O0	[KA], Left
		1	J, T, U		74			*O0	[DV], Left
-5									PLUG, B Pillar
	0XH25DW1AB	1	J, T, U		74			*O0	[DA] , Without [CJ4]
		1	J, T, U		74			*O0	[KA] , Without [CJ4]
		1	J, T, U		49			*O0	[DA] , Without [CJ4] [CGS]
		1	J, T, U		49			*O0	[KA] , Without [CJ4] [CGS]
		1	J, T, U		74			*O0	[DV] , Without [CJ4]
		1	J, T, U		49			*O0	[DV] , Without [CJ4] [CGS]
	0XH41DW1AB	1	J, T, U		74			*O0	[DA] , With [CJ4]

COMPASS/PATRIOT (MK)

SERIES

H = HIGHLINE
L = LOWLINE
P = PREMIUM

LINE

T = JEEP - 2WD
J = JEEP - 4WD
U = JEEP - 4WD (RHD)

BODY

49 = HATCHBACK TYPE #2
74 = SPORT UTILITY 4-DR
TYPE #4

ENGINE

ECE = 2.0L 4 Cyl DOHC DPF
Diesel Engine
ED3 = 2.4L 4 Cyl DOHC 16V
Dual VVT Engine
ECD = 2.0L 4 Cyl DOHC
Diesel 16V Engine
ECN = 2.0L 4 Cyl DOHC 16V
Dual VVT Engine

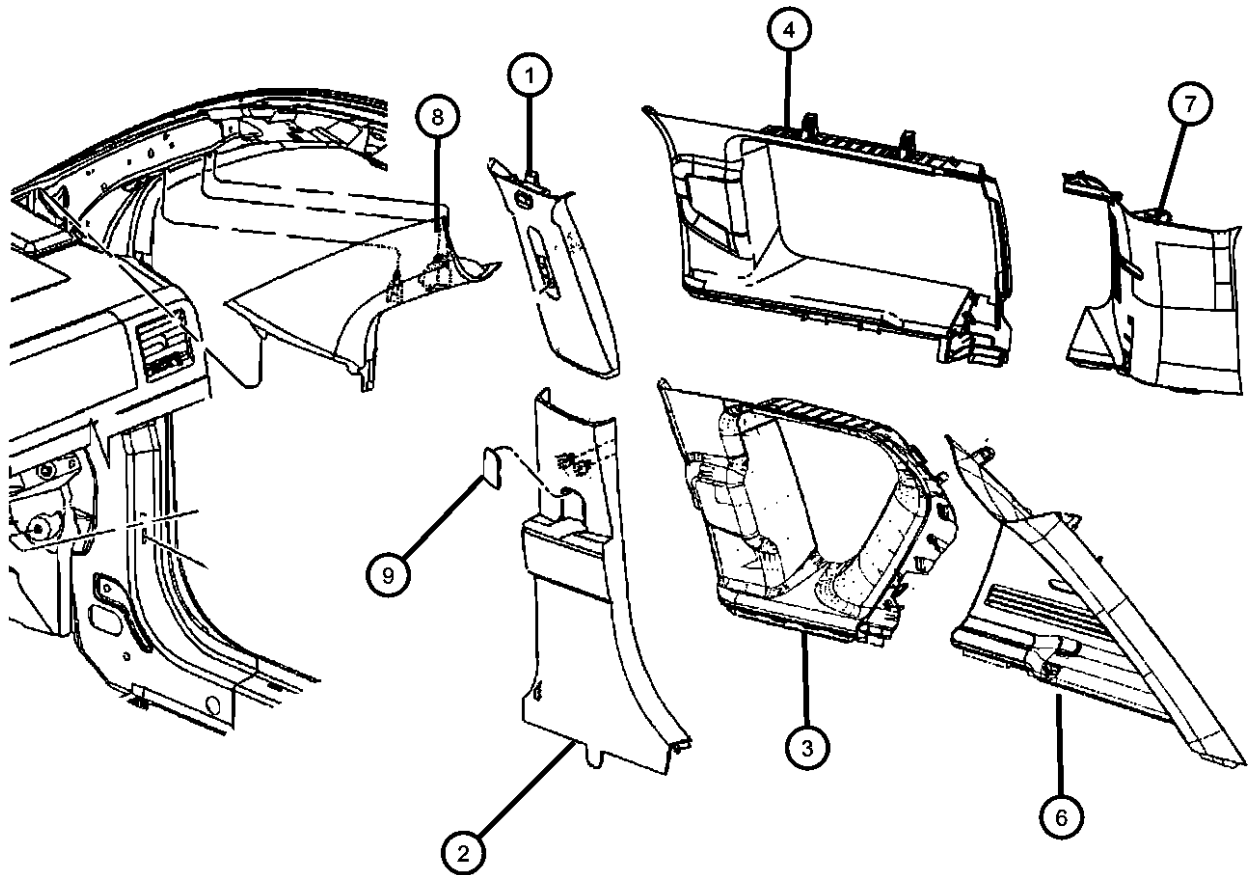
TRANSMISSION

DEF = 6-Speed Manual Aisin BG6
Trans
DD7 = 5-Speed Manual T355
Transmission
DAV = Continuously Variable
Transaxle II
DAW = Cont.Var. w/Off-Rd Crawl
Ratio Trans

AR = use ase required - = Non illustrated part

2008 MK

Interior Moldings and Pillars
Figure 50-205

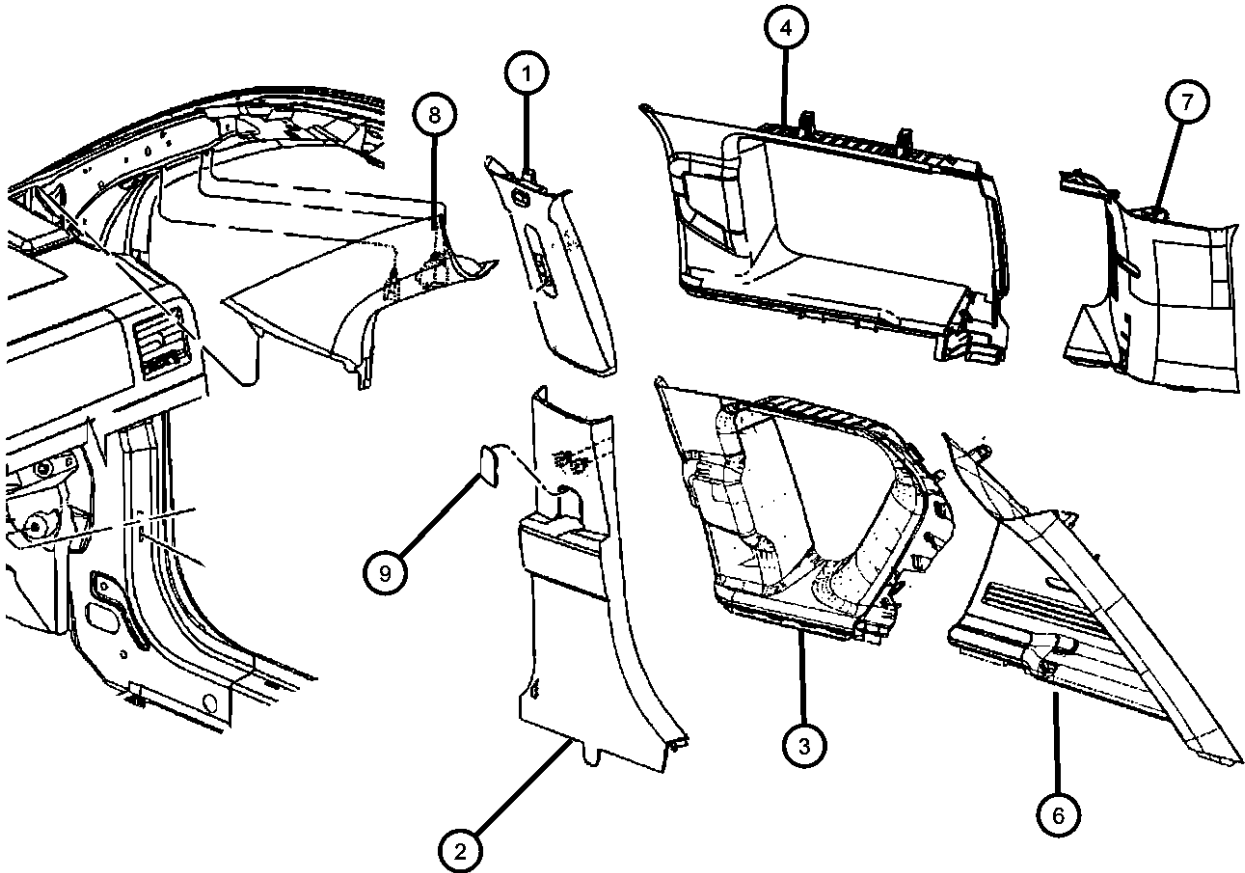


ITEM	PART NUMBER	QTY	LINE	SERIES	BODY	ENGINE	TRANS	TRIM	DESCRIPTION
6		1	J, T, U		74			*O0	[KA] , With [CJ4]
		1	J, T, U		49			*O0	[KA] , With [CJ4] or [CGS]
		1	J, T, U		49			*O0	[DA] , With [CJ4] or [CGS]
		1	J, T, U		74			*O0	[DV] , With [CJ4]
		1	J, T, U		49			*O0	[DV] , With [CJ4] or [CGS]
									PANEL, D Pillar, 49 Body Style
	0YE52DW1AD	1	J, T, U		49			*O0	[DA], Right
		1	J, T, U		49			*O0	[KA], Right
		1	J, T, U		49			*O0	[DV], Right
	0YE53DW1AD	1	J, T, U		49			*O0	[DA], Left
7		1	J, T, U		49			*O0	[KA], Left
		1	J, T, U		49			*O0	[DV], Left
									PANEL, D Pillar, 74 Body Style
	1AX78DW1AB	1	J, T, U		74			*O0	[DA], Right
		1	J, T, U		74			*O0	[KA], Right
	1AX78DW1AC	1	J, T, U		74			*O0	[DV], Right
	1AX79DW1AB	1	J, T, U		74			*O0	[DA], Left
		1	J, T, U		74			*O0	[KA], Left
	1AX79DW1AC	1	J, T, U		74			*O0	[DV], Left
									MOLDING, Windshield Garnish
8	0YF54DW1AD	1	J, T, U		49			*O0	[DA], Right
		1	J, T, U		49			*O0	[KA], Right
		1	J, T, U		49			*O0	[DV], Right
	0YF55DW1AD	1	J, T, U		49			*O0	[DA], Left
		1	J, T, U		49			*O0	[KA], Left
		1	J, T, U		49			*O0	[DV], Left
	1AX70DW1AB	1	J, T, U		74			*O0	[DA], Right
		1	J, T, U		74			*O0	[KA], Right
	1AX71DW1AB	1	J, T, U		74			*O0	[DA], Left
		1	J, T, U		74			*O0	[KA], Left
9									BEZEL, Seat Belt
	0YD78DK7AC	2	J, T, U		49			*O0	[KA]

COMPASS/PATRIOT (MK)		BODY	ENGINE	TRANSMISSION
SERIES	LINE			
H = HIGHLINE	T = JEEP - 2WD	49 = HATCHBACK TYPE #2	ECE = 2.0L 4 Cyl DOHC DPF Diesel Engine	DEF = 6-Speed Manual Aisin BG6 Trans
L = LOWLINE	J = JEEP - 4WD	74 = SPORT UTILITY 4-DR TYPE #4	ED3 = 2.4L 4 Cyl DOHC 16V Dual VVT Engine	DD7 = 5-Speed Manual T355 Transmission
P = PREMIUM	U = JEEP - 4WD (RHD)		ECD = 2.0L 4 Cyl DOHC Diesel 16V Engine	DAV = Continuously Variable Transaxle II
			ECN = 2.0L 4 Cyl DOHC 16V Dual VVT Engine	DAW = Cont.Var. w/Off-Rd Crawl Ratio Trans

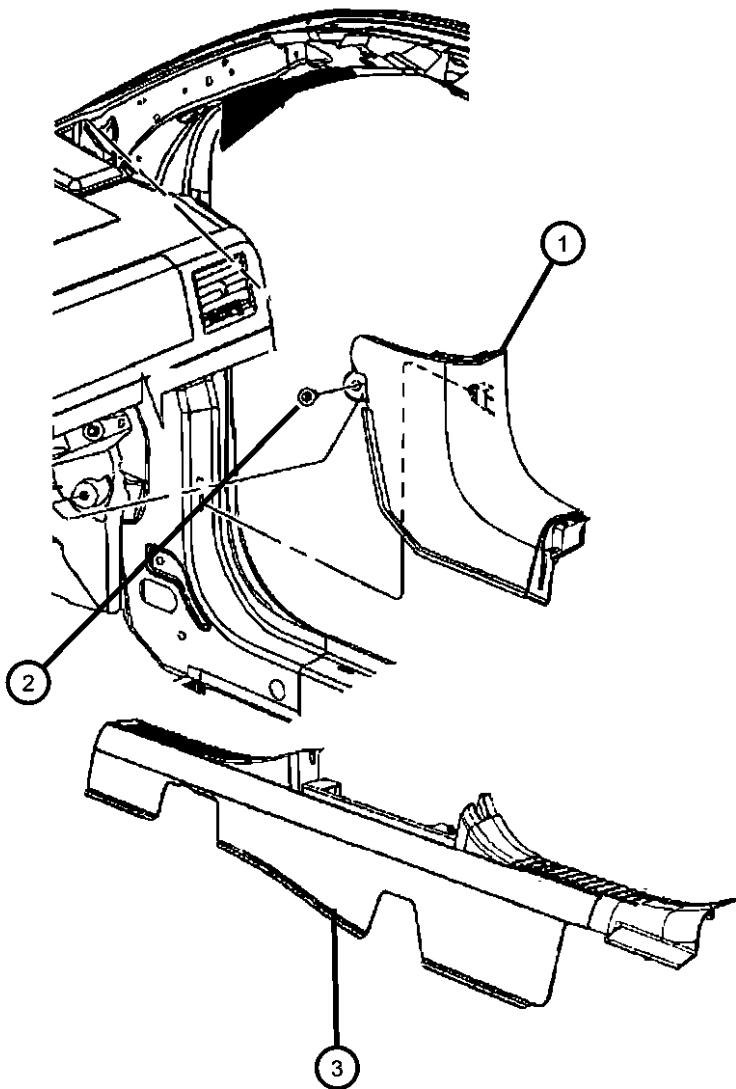
Interior Moldings and Pillars
Figure 50-205

ITEM	PART NUMBER	QTY	LINE	SERIES	BODY	ENGINE	TRANS	TRIM	DESCRIPTION
		2	J, T, U		74			*O0	[KA]
	0YD78XDVAC	2	J, T, U		49			*O0	[DA]
		2	J, T, U		74			*O0	[DA]
		2	J, T, U		49			*O0	[DV]
		2	J, T, U		74			*O0	[DV]



COMPASS/PATRIOT (MK)		BODY	ENGINE	TRANSMISSION
SERIES	LINE			
H = HIGHLINE	T = JEEP - 2WD	49 = HATCHBACK TYPE #2	ECE = 2.0L 4 Cyl DOHC DPF Diesel Engine	DEF = 6-Speed Manual Aisin BG6 Trans
L = LOWLINE	J = JEEP - 4WD	74 = SPORT UTILITY 4-DR TYPE #4	ED3 = 2.4L 4 Cyl DOHC 16V Dual VVT Engine	DD7 = 5-Speed Manual T355 Transmission
P = PREMIUM	U = JEEP - 4WD (RHD)		ECD = 2.0L 4 Cyl DOHC Diesel 16V Engine	DAV = Continuously Variable Transaxle II
			ECN = 2.0L 4 Cyl DOHC 16V Dual VVT Engine	DAW = Cont.Var. w/Off-Rd Crawl Ratio Trans

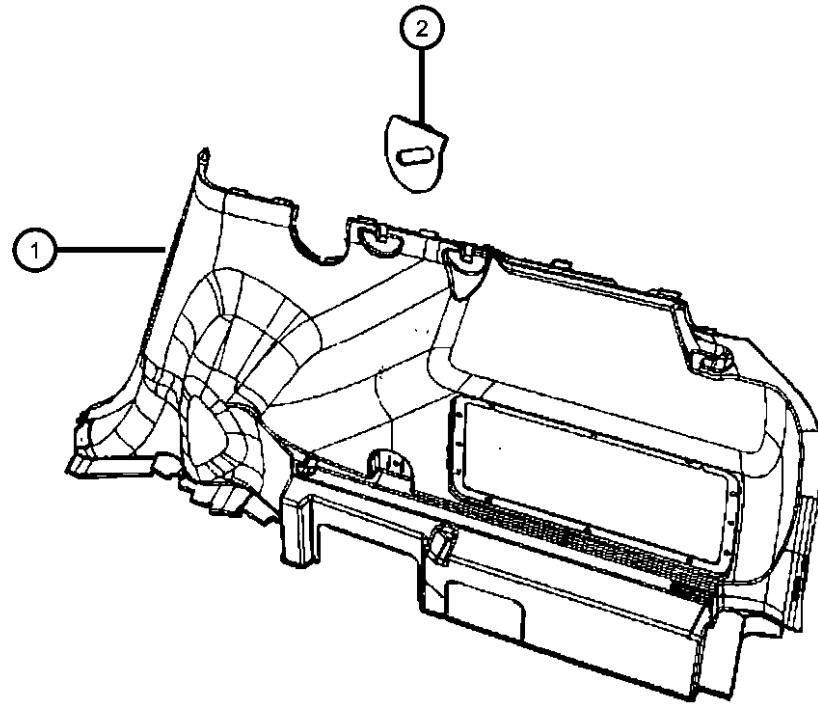
Cowl Side Panel and Scuff Plates
Figure 50-225



ITEM	PART NUMBER	QTY	LINE	SERIES	BODY	ENGINE	TRANS	TRIM	DESCRIPTION
1									PANEL, Cowl
	0YF64DK7AC	1	J, T, U		49			*O0	[KA], Right
		1	J, T, U		74			*O0	[KA], Right
	0YF64XDVAC	1	J, T, U		49			*O0	[DA], Right
		1	J, T, U		74			*O0	[DA], Right
		1	J, T, U		49			*O0	[DV], Right
		1	J, T, U		74			*O0	[DV], Right
	0YF65DK7AC	1	J, T, U		49			*O0	[KA], Left
		1	J, T, U		74			*O0	[KA], Left
	0YF65XDVAC	1	J, T, U		49			*O0	[DA], Left
		1	J, T, U		49			*O0	[DV], Left
		1	J, T, U		74			*O0	[DV], Left
	0YF65DK7AD	1	J, T, U		74			*O0	Left
									NUT
2	06509109AA	2	J, T, U		49				
		2	J, T, U		74				
3									PLATE, Scuff
	0YF04DK7AC	1	J, T, U		49			*O0	[KA], Right
		1	J, T, U		74			*O0	[KA], Right
	0YF04XDVAC	1	J, T, U		49			*O0	[DA], Right
		1	J, T, U		74			*O0	[DA], Right
		1	J, T, U		74			*O0	[DV], Right
	0YF04XDVAD	1	J, T, U		49			*O0	[DV], Right
	0YF05DK7AC	1	J, T, U		49			*O0	[KA], Left
		1	J, T, U		74			*O0	[KA], Left
	0YF05XDVAC	1	J, T, U		49			*O0	[DA], Left
		1	J, T, U		74			*O0	[DA], Left
	0YF05XDVAD	1	J, T, U		49			*O0	[DV], Left
		1	J, T, U		74			*O0	[DV], Left

COMPASS/PATRIOT (MK)		BODY	ENGINE	TRANSMISSION
SERIES	LINE			
H = HIGHLINE	T = JEEP - 2WD	49 = HATCHBACK TYPE #2	ECE = 2.0L 4 Cyl DOHC DPF Diesel Engine	DEF = 6-Speed Manual Aisin BG6 Trans
L = LOWLINE	J = JEEP - 4WD	74 = SPORT UTILITY 4-DR TYPE #4	ED3 = 2.4L 4 Cyl DOHC 16V Dual VVT Engine	DD7 = 5-Speed Manual T355 Transmission
P = PREMIUM	U = JEEP - 4WD (RHD)		ECD = 2.0L 4 Cyl DOHC Diesel 16V Engine	DAV = Continuously Variable Transaxle II
			ECN = 2.0L 4 Cyl DOHC 16V Dual VVT Engine	DAW = Cont.Var. w/Off-Rd Crawl Ratio Trans

Quarter Trim Panel
Figure 50-235



ITEM	PART NUMBER	QTY	LINE	SERIES	BODY	ENGINE	TRANS	TRIM	DESCRIPTION
1									PANEL, Quarter Trim
	0YF66DK7AG	1	J, T, U		49			*O0	[KA] , Without [RF5], Right
	0YF66XDVAG	1	J, T, U		49			*O0	[DV] , Without [RF5], Right
	0YF67DK7AG	1	J, T, U		49			*O0	[KA], Left
	0YF67XDVAG	1	J, T, U		49			*O0	[DV], Left
	1BE92DK7AG	1	J, T, U		49			*O0	[KA] , With [RF5], Right
	1BE92XDVAG	1	J, T, U		49			*O0	[DV] , With [RF5], Right
	1BP82DK7AF	1	J, T, U		74			*O0	[KA] , Without [RF5], Right
	1BP82XDVAF	1	J, T, U		74			*O0	[DV] , Without [RF5], Right
	1BP83DK7AF	1	J, T, U		74			*O0	[KA], Left
	1BP83XDVAF	1	J, T, U		74			*O0	[DV], Left
	1BP84DK7AF	1	J, T, U		74			*O0	[KA] , With [RF5], Right
	1BP84XDVAF	1	J, T, U		74			*O0	[DV] , With [RF5], Right
2									PLATE, Striker
	0YF68DK7AD	1	J, T, U		49			*O0	[KA] , Without [AGV], Right
		1	J, T, U		74			*O0	[KA] , Without [AGV], Right
	0YF68XDVAD	1	J, T, U		49			*O0	[DA] , Without [AGV], Right
		1	J, T, U		74			*O0	[DA] , Without [AGV], Right
		1	J, T, U		49			*O0	[DV] , Without [AGV], Right
		1	J, T, U		74			*O0	[DV] , Without [AGV], Right
	0YF69DK7AD	1	J, T, U		49			*O0	[KA] , Without [AGV], Left
		1	J, T, U		74			*O0	[KA] , Without [AGV], Left
	0YF69XDVAD	1	J, T, U		49			*O0	[DA] , Without [AGV], Left
		1	J, T, U		74			*O0	[DA] , Without [AGV], Left
		1	J, T, U		49			*O0	[DV] , Without [AGV], Left
		1	J, T, U		74			*O0	[DV] , Without [AGV], Left
	1BZ60DK7AD	1	J, T, U		49			*O0	[KA] , With [AGV], Right
		1	J, T, U		74			*O0	[KA] , With [AGV], Right
	1BZ60XDVAD	1	J, T, U		49			*O0	[DA] , With [AGV], Right
		1	J, T, U		74			*O0	[DA] , With [AGV], Right
		1	J, T, U		49			*O0	[DV] , With [AGV], Right
		1	J, T, U		74			*O0	[DV] , With [AGV], Right
	1BZ61DK7AD	1	J, T, U		49			*O0	[KA] , With [AGV], Left

COMPASS/PATRIOT (MK)

SERIES LINE
H = HIGHLINE T = JEEP - 2WD
L = LOWLINE J = JEEP - 4WD
P = PREMIUM U = JEEP - 4WD (RHD)

BODY
49 = HATCHBACK TYPE #2
74 = SPORT UTILITY 4-DR
TYPE #4

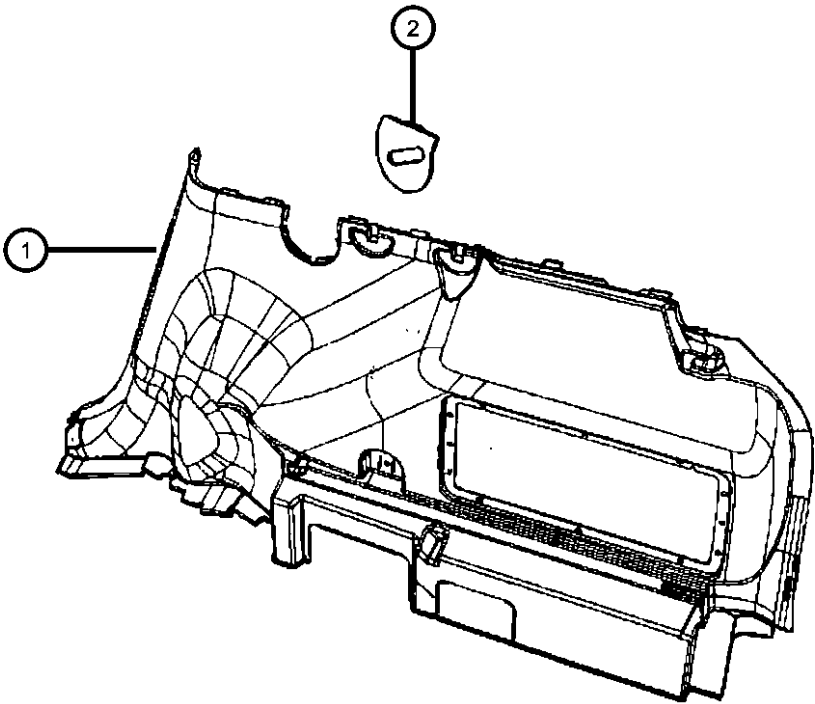
ENGINE TRANSMISSION
ECE = 2.0L 4 Cyl DOHC DPF DEF = 6-Speed Manual Aisin BG6
Diesel Engine Trans
ED3 = 2.4L 4 Cyl DOHC 16V DD7 = 5-Speed Manual T355
Dual VVT Engine Transmission
ECD = 2.0L 4 Cyl DOHC DAW = Continuously Variable
Diesel 16V Engine Transaxle II
ECN = 2.0L 4 Cyl DOHC 16V DAW = Cont.Var. w/Off-Rd Crawl
Dual VVT Engine Ratio Trans

AR = use ase required - = Non illustrated part

2008 MK

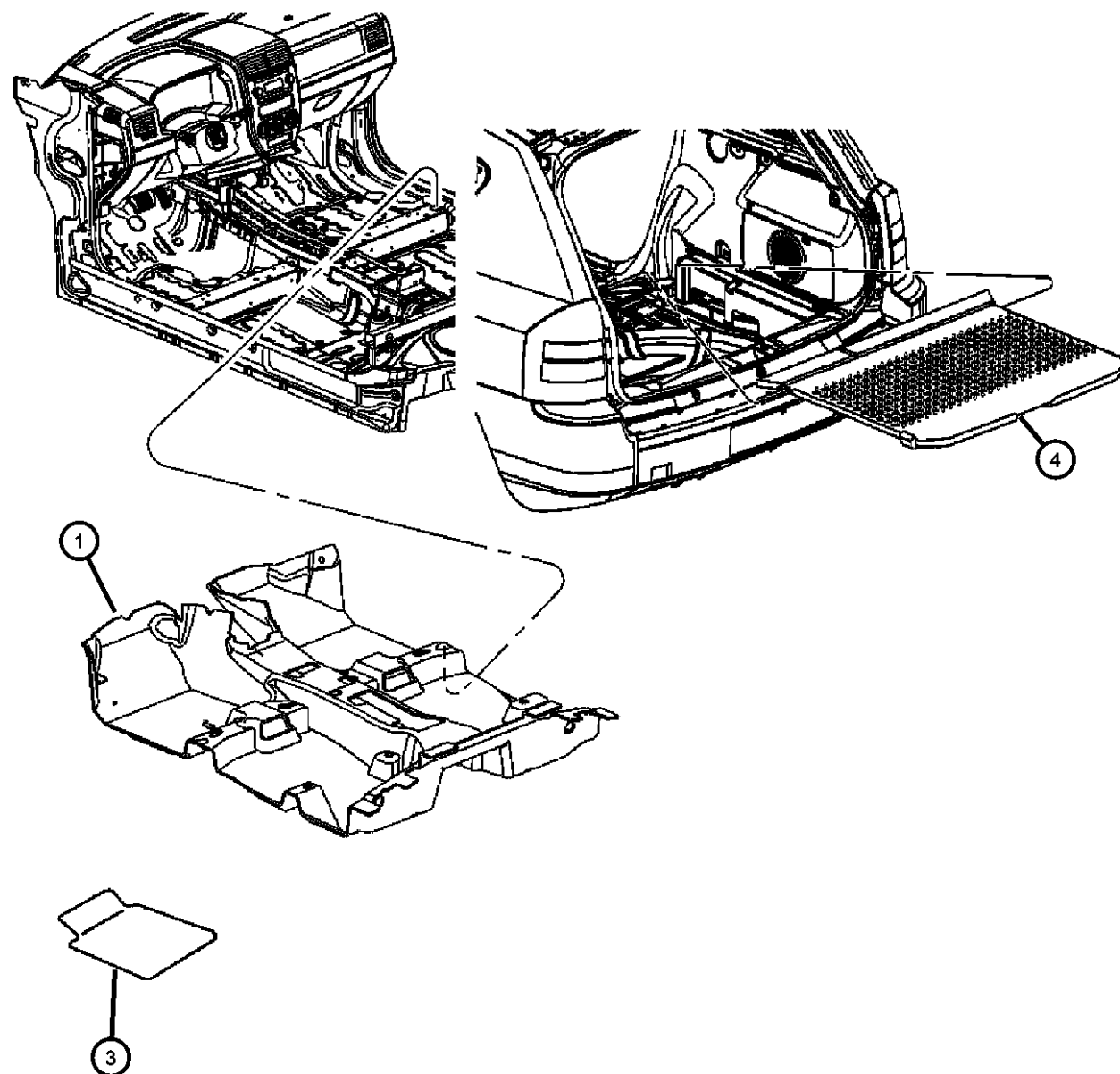
Quarter Trim Panel
Figure 50-235

ITEM	PART NUMBER	QTY	LINE	SERIES	BODY	ENGINE	TRANS	TRIM	DESCRIPTION
		1	J, T, U		74			*O0	[KA] , With [AGV], Left
	1BZ61XDVAD	1	J, T, U		49			*O0	[DA] , With [AGV], Left
		1	J, T, U		74			*O0	[DA] , With [AGV], Left
		1	J, T, U		49			*O0	[DV] , With [AGV], Left
		1	J, T, U		74			*O0	[DV] , With [AGV], Left



COMPASS/PATRIOT (MK)		BODY	ENGINE	TRANSMISSION
SERIES	LINE			
H = HIGHLINE	T = JEEP - 2WD	49 = HATCHBACK TYPE #2	ECE = 2.0L 4 Cyl DOHC DPF Diesel Engine	DEF = 6-Speed Manual Aisin BG6 Trans
L = LOWLINE	J = JEEP - 4WD	74 = SPORT UTILITY 4-DR TYPE #4	ED3 = 2.4L 4 Cyl DOHC 16V Dual VVT Engine	DD7 = 5-Speed Manual T355 Transmission
P = PREMIUM	U = JEEP - 4WD (RHD)		ECD = 2.0L 4 Cyl DOHC Diesel 16V Engine	DAV = Continuously Variable Transaxle II
			ECN = 2.0L 4 Cyl DOHC 16V Dual VVT Engine	DAW = Cont.Var. w/Off-Rd Crawl Ratio Trans

Carpet, Complete
Figure 50-305



ITEM	PART NUMBER	QTY	LINE	SERIES	BODY	ENGINE	TRANS	TRIM	DESCRIPTION
1									CARPET, Floor
	1AR18DK7AC	1	J, T		49			*O0	[KA]
		1	J, T		74			*O0	[KA]
	1AR18XDVAC	1	J, T		49			*O0	[DA]
		1	J, T		74			*O0	[DA]
	1AR18XDVAD	1	J, T		49			*O0	[DV]
		1	J, T		74			*O0	[DV]
	1AR20XDVAC	1	U		49, 74			*O0	[DA]
		1	U		49, 74			*O0	[DV]
	1AR20DK7AD	1	U		49, 74			*O0	[KA]
-2									CLIP, Floor Mat Retention
	05086365AA	1	J, T		49			*O0	Driver Side
		1	J, T		74			*O0	Driver Side
3									MAT KIT, Floor - Complete
	82210118	1			49, 74				[KA]
	82210119	1			49, 74				[DA]
4									COVER, Rear Cargo Floor
	1BL86DK7AD	1	J, T, U		49			*O0	[KA]
		1	J, T, U		74			*O0	[KA]
	1BL86XDVAD	1	J, T, U		49			*O0	[DA]
		1	J, T, U		74			*O0	[DA]
	1BL86XDVAE	1	J, T, U		49			*O0	[DV]
		1	J, T, U		74			*O0	[DV]

COMPASS/PATRIOT (MK)

SERIES

H = HIGHLINE

L = LOWLINE

P = PREMIUM

LINE

T = JEEP - 2WD

J = JEEP - 4WD

U = JEEP - 4WD (RHD)

BODY

49 = HATCHBACK TYPE #2

74 = SPORT UTILITY 4-DR

TYPE #4

ENGINE

ECE = 2.0L 4 Cyl DOHC DPF

Diesel Engine

ED3 = 2.4L 4 Cyl DOHC 16V

Dual VVT Engine

ECD = 2.0L 4 Cyl DOHC

Diesel 16V Engine

ECN = 2.0L 4 Cyl DOHC 16V

Dual VVT Engine

TRANSMISSION

DEF = 6-Speed Manual Aisin BG6

Trans

DD7 = 5-Speed Manual T355

Transmission

DAV = Continuously Variable

Transaxle II

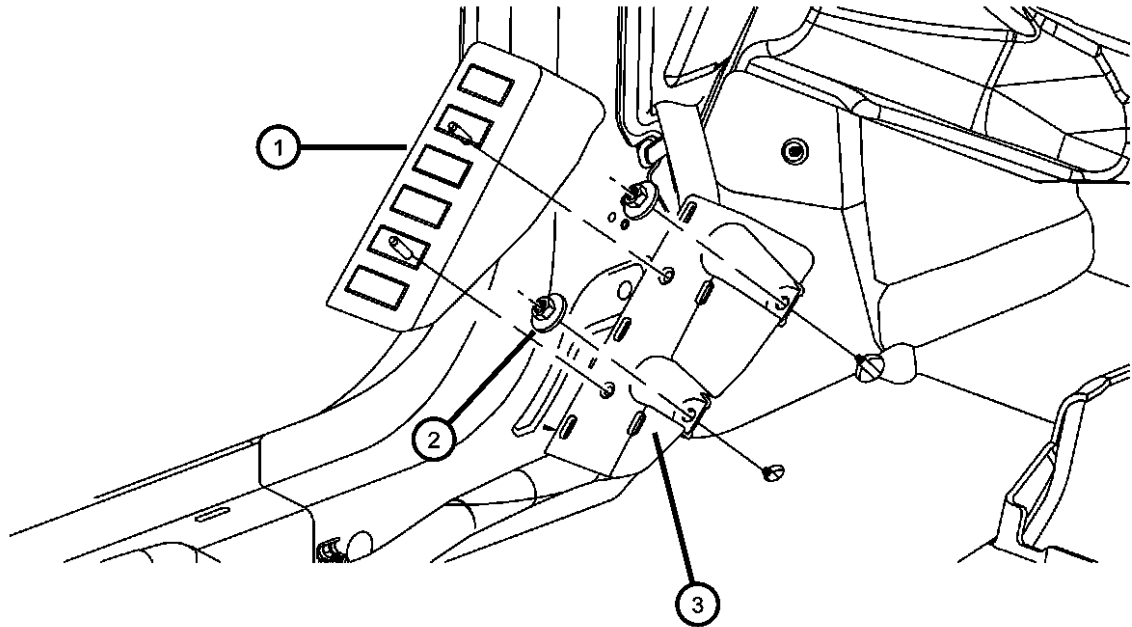
DAW = Cont.Var. w/Off-Rd Crawl

Ratio Trans

AR = use ase required - = Non illustrated part

2008 MK

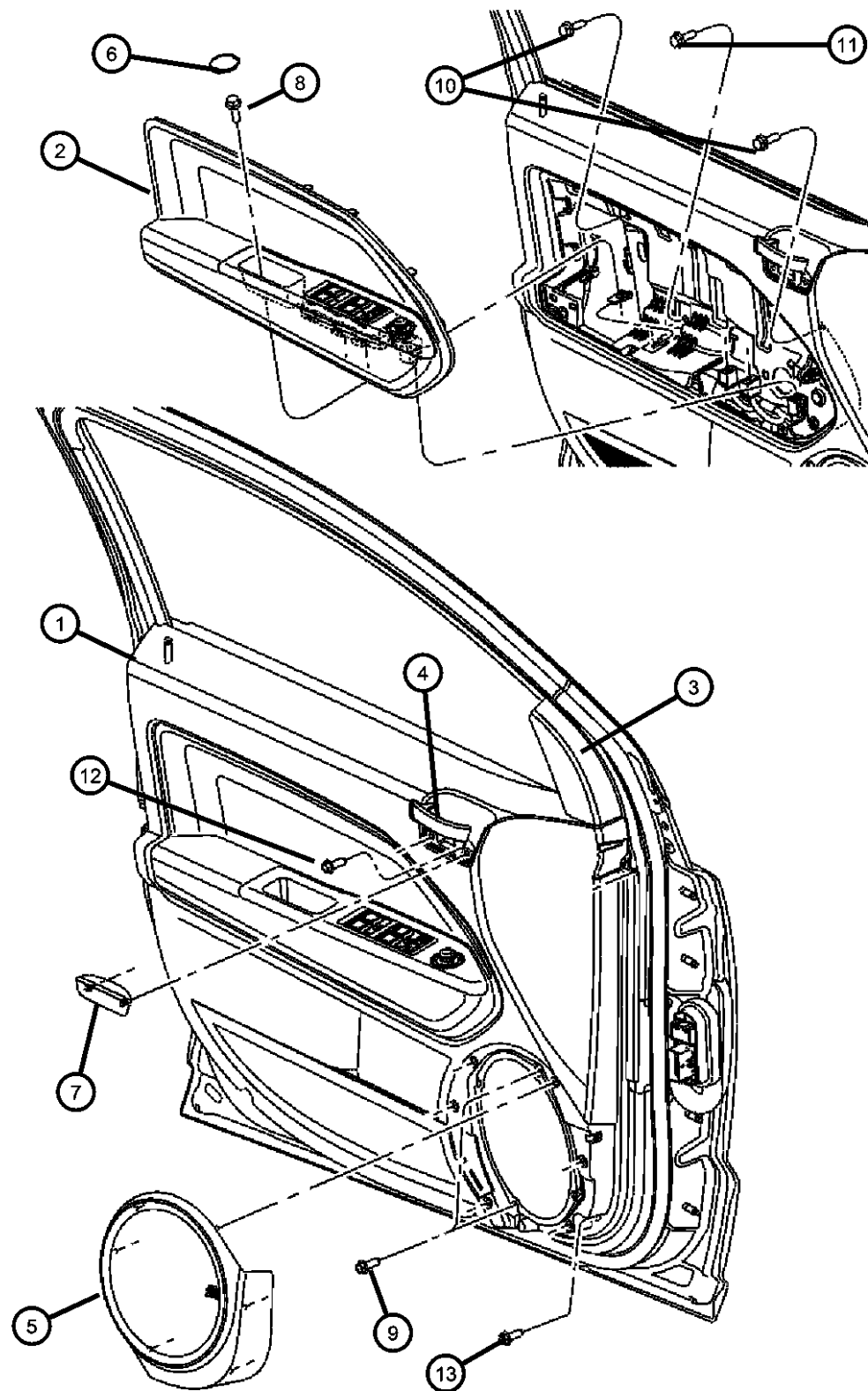
Footrest
Figure 50-345



ITEM	PART NUMBER	QTY	LINE	SERIES	BODY	ENGINE	TRANS	TRIM	DESCRIPTION
1									SUPPORT, Footrest
	1BS63DK7AD	1	J, T		49			*O0	[KA]
		1	J, T		74			*O0	[KA]
	1BS63XDVAD	1	J, T		49			*O0	[DA]
		1	J, T		74			*O0	[DA]
		1	J, T		49			*O0	[DV]
		1	J, T		74			*O0	[DV]
2									SUPPORT, Footrest
	1DD62DK7AB	1	J, T		49			*O0	[KA]
		1	J, T		74			*O0	[KA]
	1DD62XDVAB	1	J, T		49			*O0	[DA]
		1	J, T		74			*O0	[DA]
		1	J, T		49			*O0	[DV]
		1	J, T		74			*O0	[DV]
3									NUT AND WASHER, Hex, M6x1.0
	06101444	2	J, T		49				
		2	J, T		74				

COMPASS/PATRIOT (MK)		BODY	ENGINE	TRANSMISSION
SERIES	LINE			
H = HIGHLINE	T = JEEP - 2WD	49 = HATCHBACK TYPE #2	ECE = 2.0L 4 Cyl DOHC DPF Diesel Engine	DEF = 6-Speed Manual Aisin BG6 Trans
L = LOWLINE	J = JEEP - 4WD	74 = SPORT UTILITY 4-DR TYPE #4	ED3 = 2.4L 4 Cyl DOHC 16V Dual VVT Engine	DD7 = 5-Speed Manual T355 Transmission
P = PREMIUM	U = JEEP - 4WD (RHD)		ECD = 2.0L 4 Cyl DOHC Diesel 16V Engine	DAV = Continuously Variable Transaxle II
			ECN = 2.0L 4 Cyl DOHC 16V Dual VVT Engine	DAW = Cont.Var. w/Off-Rd Crawl Ratio Trans

Front Door Trim Panels Figure 50-405



ITEM	PART NUMBER	QTY	LINE	SERIES	BODY	ENGINE	TRANS	TRIM	DESCRIPTION
1									PANEL, Front Door Trim
	1FJ941DVAC	1	J, T		49			*AL	[DV], Right
		1	J, T		49			*B7	[DV], Right
		1	J, T		49			*K6	[DV], Right
		1	U		49			*AL	[DV], Right
		1	U		49			*K6	[DV], Right
	1FJ941KAAC	1	J, T		49			*AL	[KA], Right
		1	J, T		49			*K6	[KA], Right
		1	J, T		49			*B7	[KA], Right
		1	U		49			*AL	[KA], Right
		1	U		49			*K6	[KA], Right
	1FJ951DVAC	1	J, T		49			*AL	[DV], Left
		1	J, T		49			*B7	[DV], Left
		1	J, T		49			*K6	[DV], Left
		1	U		49			*AL	[DV], Left
		1	U		49			*K6	[DV], Left
	1FJ951KAAC	1	J, T		49			*K6	[KA], Left
		1	J, T		49			*B7	[KA], Left
		1	J, T		49			*AL	[KA], Left
		1	U		49			*K6	[KA], Left
		1	U		49			*AL	[KA], Left
	1FJ961DVAA	1	J, T		74			*E6	[DV], Right
		1	J, T		74			*AL	[DV], Right
		1	J, T		74			*K6	[DV], Right
		1	U		74			*AL	[DV], Right
		1	U		74			*K6	[DV], Right
	1FJ961KAAA	1	J, T		74			*E6	[KA], Right
		1	J, T		74			*AL	[KA], Right
		1	J, T		74			*K6	[KA], Right
		1	U		74			*AL	[KA], Right
		1	U		74			*K6	[KA], Right
	1FJ971DVAA	1	J, T		74			*E6	[DV], Left
		1	J, T		74			*AL	[DV], Left

COMPASS/PATRIOT (MK)

SERIES LINE
H = HIGHLINE T = JEEP - 2WD
L = LOWLINE J = JEEP - 4WD
P = PREMIUM U = JEEP - 4WD (RHD)

BODY
49 = HATCHBACK TYPE #2
74 = SPORT UTILITY 4-DR
TYPE #4

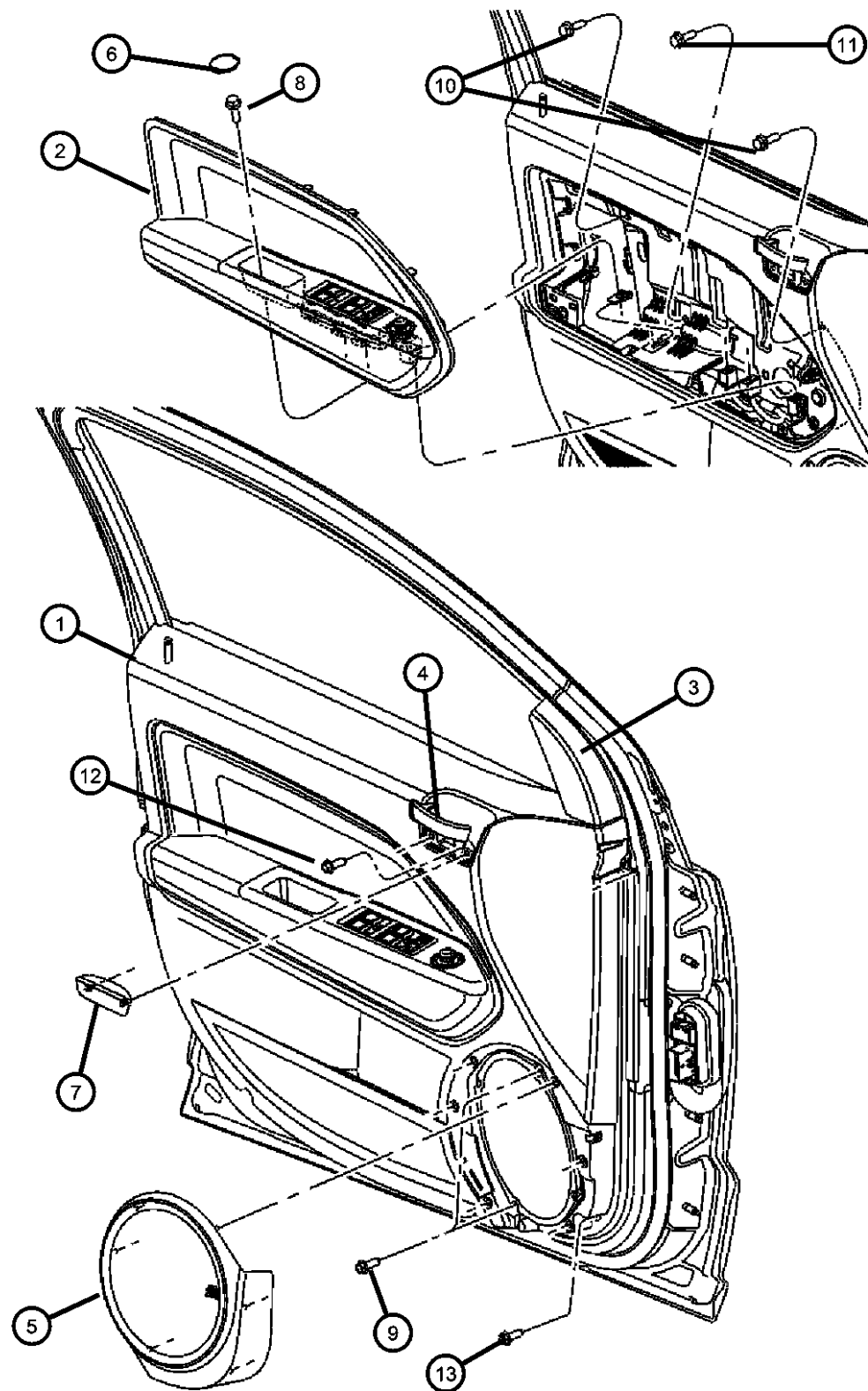
ENGINE
ECE = 2.0L 4 Cyl DOHC DPF
Diesel Engine
ED3 = 2.4L 4 Cyl DOHC 16V
Dual VVT Engine
ECD = 2.0L 4 Cyl DOHC
Diesel 16V Engine
ECN = 2.0L 4 Cyl DOHC 16V
Dual VVT Engine

TRANSMISSION
DEF = 6-Speed Manual Aisin BG6
Trans
DD7 = 5-Speed Manual T355
Transmission
DAV = Continuously Variable
Transaxle II
DAW = Cont.Var. w/Off-Rd Crawl
Ratio Trans

AR = use ase required - = Non illustrated part

2008 MK

Front Door Trim Panels
Figure 50-405



ITEM	PART NUMBER	QTY	LINE	SERIES	BODY	ENGINE	TRANS	TRIM	DESCRIPTION
2	1FJ971KAAA	1	J, T		74			*K6	[DV], Left
		1	U		74			*AL	[DV], Left
		1	U		74			*K6	[DV], Left
		1	J, T		74			*E6	[KA], Left
		1	J, T		74			*AL	[KA], Left
		1	J, T		74			*K6	[KA], Left
		1	U		74			*AL	[KA], Left
		1	U		74			*K6	[KA], Left
	1AA181DVAA	BOLSTER, Front Door							
		1	J, T		49			*B7	[DV] , With [GTS], Right
		1	J, T		49			*K6	[DV] , With [GTS], Right
		1	J, T		49			*AL	[DV] , With [GTS], Right
		1	J, T		74			*K6	[DV] , With [GTS], Right
		1	J, T		74			*AL	[DV] , With [GTS], Right
		1	J, T		74			*E6	[DV] , With [GTS], Right
	1AA182KAAA	1	J, T		49			*B7	[KA] , With [GTS], Right
		1	J, T		49			*K6	[KA] , With [GTS], Right
		1	J, T		49			*AL	[KA] , With [GTS], Right
		1	J, T		74			*K6	[KA] , With [GTS], Right
		1	J, T		74			*AL	[KA] , With [GTS], Right
		1	J, T		74			*E6	[KA] , With [GTS], Right
		1	J, T		49			*B7	[DV] , With [GTS], Left
	1AA191DVAA	1	J, T		49			*K6	[DV] , With [GTS], Left
		1	J, T		49			*AL	[DV] , With [GTS], Left
		1	J, T		74			*K6	[DV] , With [GTS], Left
		1	J, T		74			*AL	[DV] , With [GTS], Left
		1	J, T		74			*E6	[DV] , With [GTS], Left
	1AA192KAAA	1	J, T		49			*B7	[KA] , With [GTS], Left
		1	J, T		49			*K6	[KA] , With [GTS], Left
		1	J, T		49			*AL	[KA] , With [GTS], Left
		1	J, T		74			*K6	[KA] , With [GTS], Left
		1	J, T		74			*AL	[KA] , With [GTS], Left

COMPASS/PATRIOT (MK)

SERIES LINE
H = HIGHLINE T = JEEP - 2WD
L = LOWLINE J = JEEP - 4WD
P = PREMIUM U = JEEP - 4WD (RHD)

BODY
49 = HATCHBACK TYPE #2
74 = SPORT UTILITY 4-DR
TYPE #4

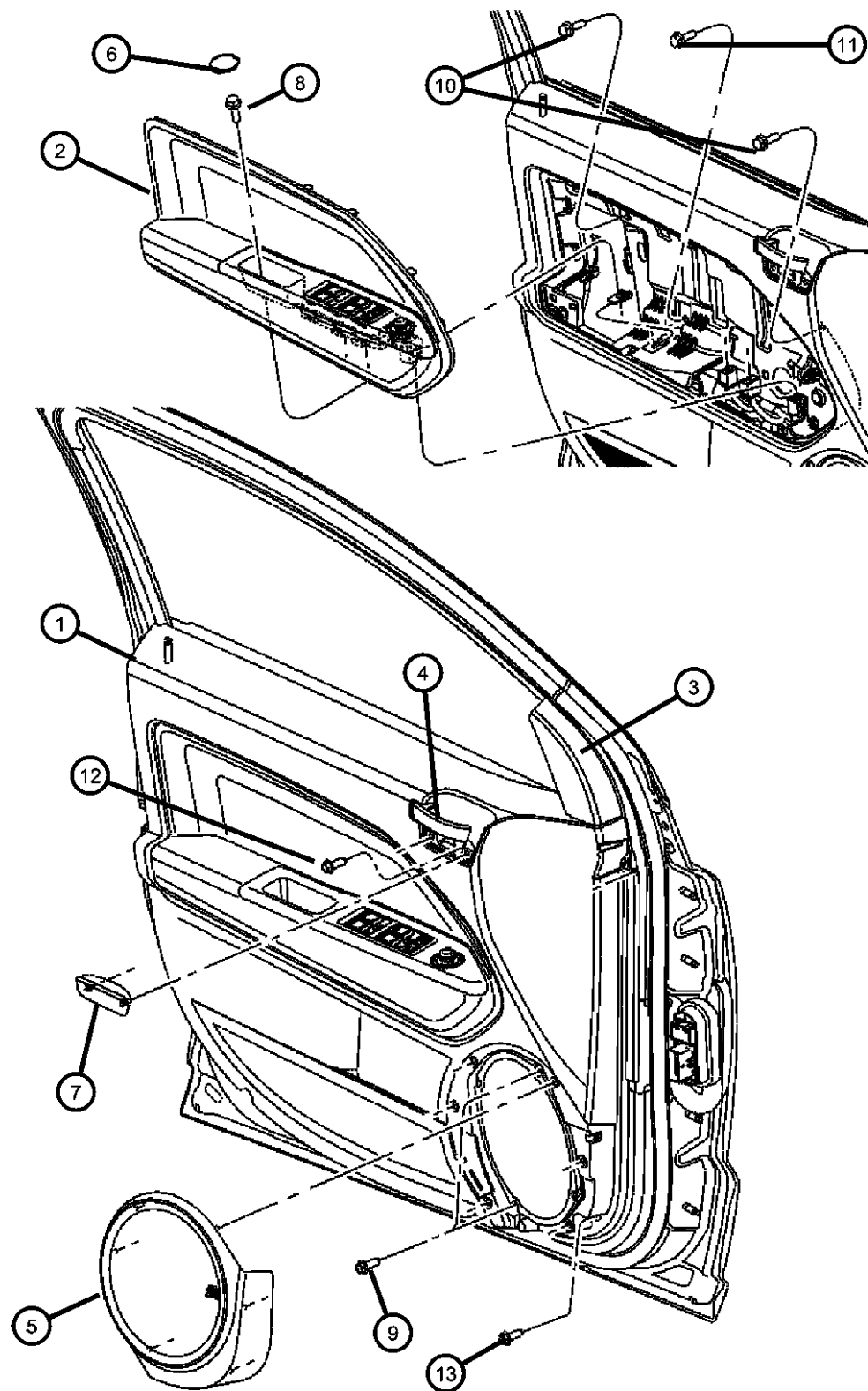
ENGINE
ECE = 2.0L 4 Cyl DOHC DPF
Diesel Engine
ED3 = 2.4L 4 Cyl DOHC 16V
Dual VVT Engine
ECD = 2.0L 4 Cyl DOHC
Diesel 16V Engine
ECN = 2.0L 4 Cyl DOHC 16V
Dual VVT Engine

TRANSMISSION
DEF = 6-Speed Manual Aisin BG6
Trans
DD7 = 5-Speed Manual T355
Transmission
DAV = Continuously Variable
Transaxle II
DAW = Cont.Var. w/Off-Rd Crawl
Ratio Trans

AR = use ase required - = Non illustrated part

2008 MK

Front Door Trim Panels Figure 50-405



ITEM	PART NUMBER	QTY	LINE	SERIES	BODY	ENGINE	TRANS	TRIM	DESCRIPTION
		1	J, T		74			*E6	[KA] , With [GTS], Left
	1AA22DKAAA	1	J, T		49			*B7	[KA] , With [GTP], Right
		1	J, T		49			*K6	[KA] , With [GTP], Right
		1	J, T		49			*AL	[KA] , With [GTP], Right
		1	J, T		74			*K6	[KA] , With [GTP], Right
		1	J, T		74			*AL	[KA] , With [GTP], Right
	1AA22XDVAA	1	J, T		74			*E6	[KA] , With [GTP], Right
		1	J, T		49			*B7	[DV] , With [GTP], Right
		1	J, T		49			*K6	[DV] , With [GTP], Right
		1	J, T		49			*AL	[DV] , With [GTP], Right
		1	J, T		74			*K6	[DV] , With [GTP], Right
		1	J, T		74			*AL	[DV] , With [GTP], Right
	1AA23DKAAA	1	J, T		74			*E6	[DV] , With [GTP], Right
		1	J, T		49			*B7	[KA] , With [GTP], Left
		1	J, T		49			*K6	[KA] , With [GTP], Left
		1	J, T		49			*AL	[KA] , With [GTP], Left
		1	J, T		74			*K6	[KA] , With [GTP], Left
	1AA23XDVAA	1	J, T		74			*AL	[KA] , With [GTP], Left
		1	J, T		49			*B7	[DV] , With [GTP], Left
		1	J, T		49			*K6	[DV] , With [GTP], Left
		1	J, T		49			*AL	[DV] , With [GTP], Left
		1	J, T		74			*K6	[DV] , With [GTP], Left
		1	J, T		74			*AL	[DV] , With [GTP], Left
	1AX461DVAA	1	J, T		74			*E6	[DV] , With [GTP], Left
		1	U		49			*K6	[DV] , With [GUL], Right
		1	U		49			*AL	[DV] , With [GUL], Right
		1	U		74			*K6	[DV] , With [GUL], Right
		1	U		74			*AL	[DV] , With [GUL], Right
	1AX462KAAA	1	U		49			*K6	[KA] , With [GUL], Right
		1	U		49			*AL	[KA] , With [GUL], Right
		1	U		74			*K6	[KA] , With [GUL], Right
		1	U		74			*AL	[KA] , With [GUL], Right

COMPASS/PATRIOT (MK)

SERIES	LINE
H = HIGHLINE	T = JEEP - 2WD
L = LOWLINE	J = JEEP - 4WD
P = PREMIUM	U = JEEP - 4WD (RHD)

BODY
49 = HATCHBACK TYPE #2
74 = SPORT UTILITY 4-DR TYPE #4

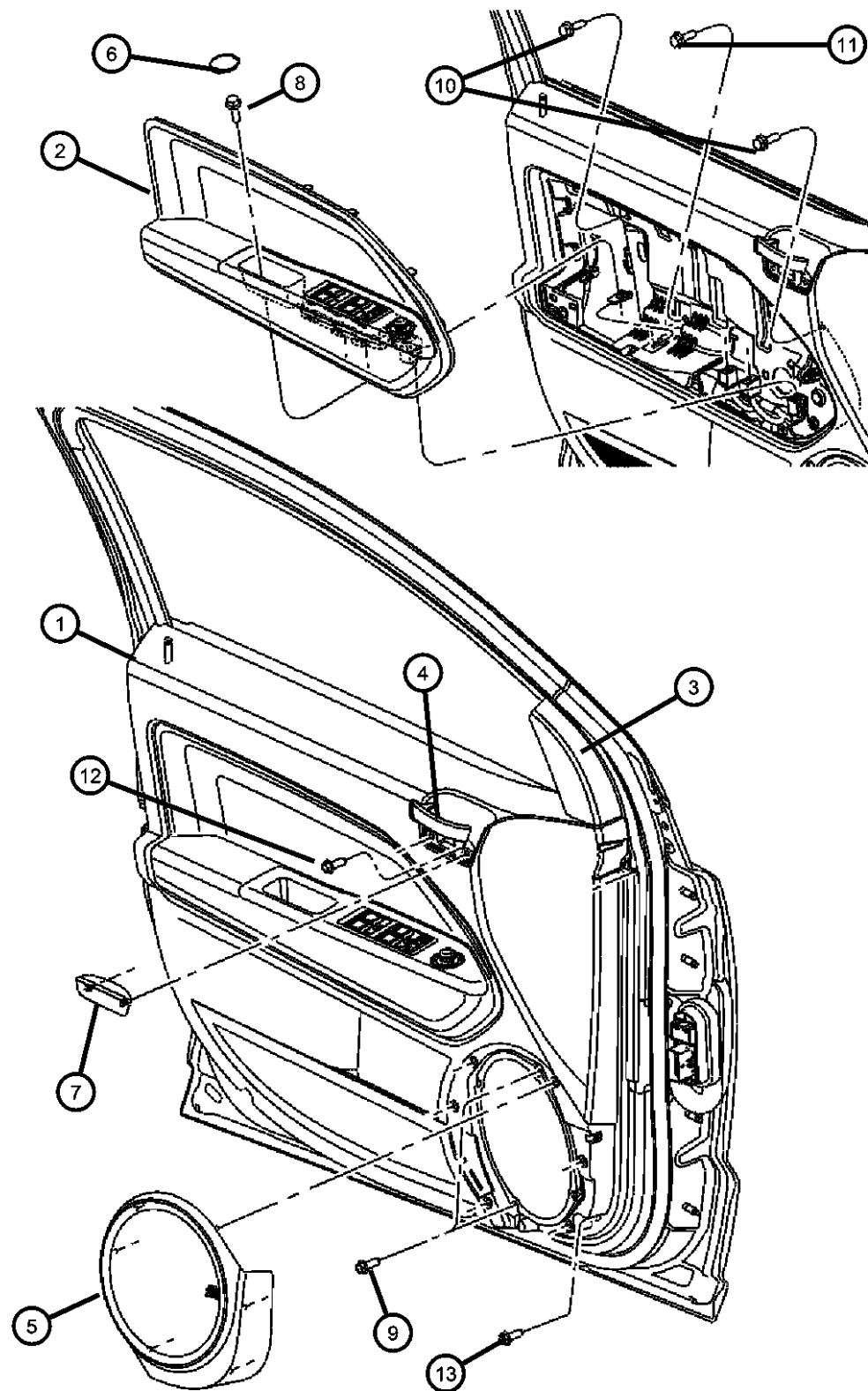
ENGINE
ECE = 2.0L 4 Cyl DOHC DPF Diesel Engine
ED3 = 2.4L 4 Cyl DOHC 16V Dual VVT Engine
ECD = 2.0L 4 Cyl DOHC Diesel 16V Engine
ECN = 2.0L 4 Cyl DOHC 16V Dual VVT Engine

TRANSMISSION
DEF = 6-Speed Manual Aisin BG6 Trans
DD7 = 5-Speed Manual T355 Transmission
DAV = Continuously Variable Transaxle II
DAW = Cont.Var. w/Off-Rd Crawl Ratio Trans

AR = use ase required - = Non illustrated part

2008 MK

Front Door Trim Panels Figure 50-405



ITEM	PART NUMBER	QTY	LINE	SERIES	BODY	ENGINE	TRANS	TRIM	DESCRIPTION
3	1AX471DVAA	1	U		49			*K6	[DV] , With [GUL], Left
		1	U		49			*AL	[DV] , With [GUL], Left
		1	U		74			*K6	[DV] , With [GUL], Left
		1	U		74			*AL	[DV] , With [GUL], Left
	1AX472KAAA	1	U		49			*K6	[KA] , With [GUL], Left
		1	U		49			*AL	[KA] , With [GUL], Left
		1	U		74			*K6	[KA] , With [GUL], Left
		1	U		74			*AL	[KA] , With [GUL], Left
									BEZEL, Power Mirror
	0ZX78DX9AC	1	J, T, U		49			*O0	Right
	0ZX79DX9AC	1	J, T, U		49			*O0	Left
	1CB00DK7AB	1	J, T, U		74			*O0	[KA], Right
4	1CB00XDVAB	1	J, T, U		74			*O0	[DA], Right
		1	J, T, U		74			*O0	[DV], Right
	1CB01DK7AB	1	J, T, U		74			*O0	[KA], Left
	1CB01XDVAB	1	J, T, U		74			*O0	[DA], Left
		1	J, T, U		74			*O0	[DV], Left
									HANDLE, Inside Remote Control
	1DC18SZ0AB	1	J, T		74			*E6	[DV], Right
		1	J, T		74			*E6	[KA], Right
		1	U		49			*K6	[DV], Right
		1	U		49			*K6	[KA], Right
		1	U		49			*AL	[DV], Right
		1	U		49			*AL	[KA], Right
		1	J, T		49			*K6	[DV], Right
		1	J, T		49			*K6	[KA], Right
		1	J, T		49			*AL	[DV], Right
		1	J, T		49			*AL	[KA], Right
		1	J, T		49			*B7	[DV], Right
		1	J, T		49			*B7	[KA], Right
	1DC19SZ0AB	1	U		74			*AL	[DV], Left
		1	U		74			*AL	[KA], Left

COMPASS/PATRIOT (MK)

SERIES	LINE
H = HIGHLINE	T = JEEP - 2WD
L = LOWLINE	J = JEEP - 4WD
P = PREMIUM	U = JEEP - 4WD (RHD)

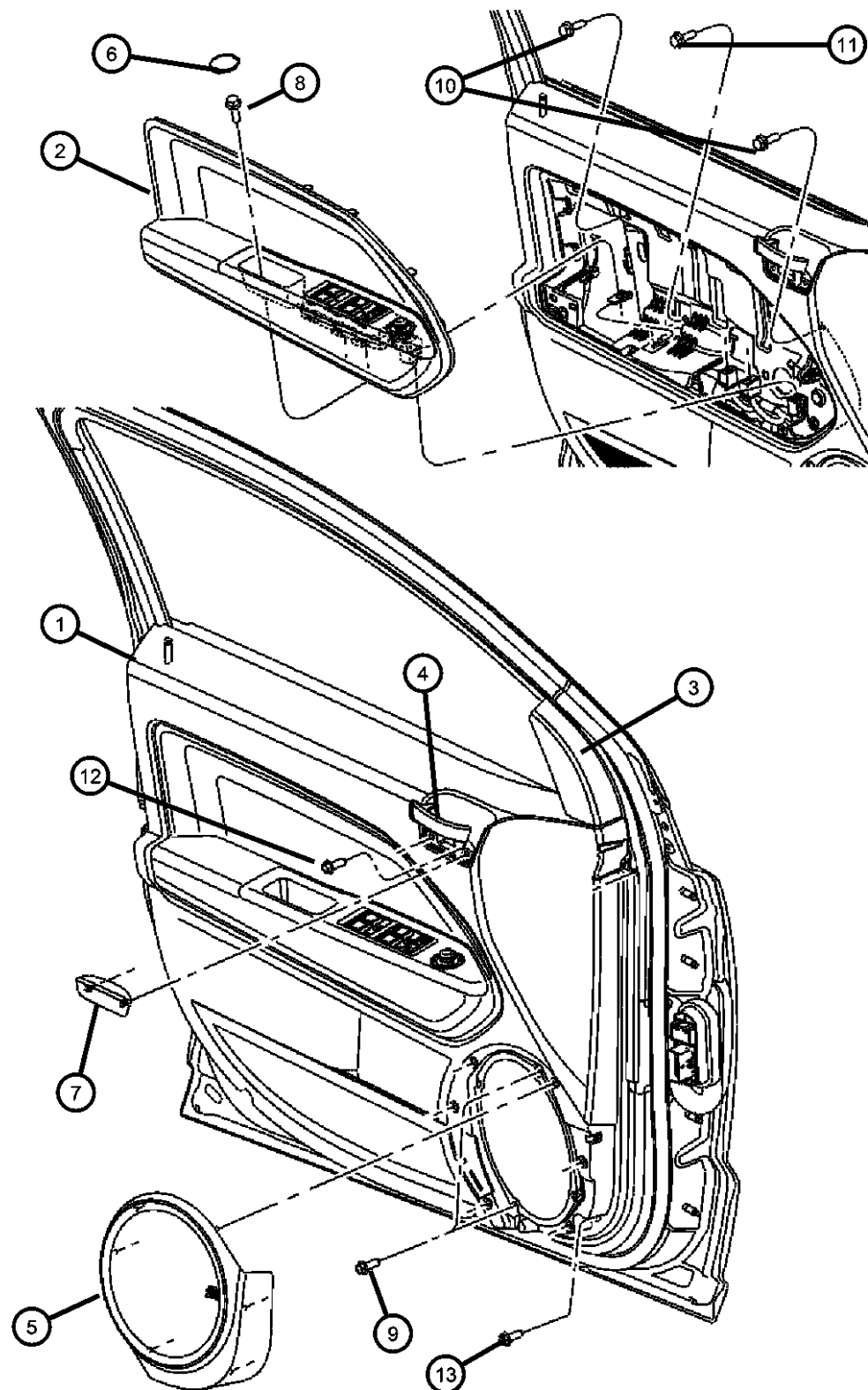
BODY
49 = HATCHBACK TYPE #2
74 = SPORT UTILITY 4-DR TYPE #4

ENGINE	TRANSMISSION
ECE = 2.0L 4 Cyl DOHC DPF Diesel Engine	DEF = 6-Speed Manual Aisin BG6 Trans
ED3 = 2.4L 4 Cyl DOHC 16V Dual VVT Engine	DD7 = 5-Speed Manual T355 Transmission
ECD = 2.0L 4 Cyl DOHC Diesel 16V Engine	DAV = Continuously Variable Transaxle II
ECN = 2.0L 4 Cyl DOHC 16V Dual VVT Engine	DAW = Cont.Var. w/Off-Rd Crawl Ratio Trans

AR = use ase required - = Non illustrated part

2008 MK

Front Door Trim Panels Figure 50-405



ITEM	PART NUMBER	QTY	LINE	SERIES	BODY	ENGINE	TRANS	TRIM	DESCRIPTION
		1	J, T		74			*AL	[DV], Left
		1	J, T		74			*AL	[KA], Left
		1	J, T		74			*E6	[DV], Left
		1	J, T		74			*E6	[KA], Left
		1	J, T		49			*K6	[DV], Left
		1	J, T		49			*K6	[KA], Left
		1	U		49			*K6	[DV], Left
		1	U		49			*K6	[KA], Left
		1	U		49			*AL	[DV], Left
		1	U		49			*AL	[KA], Left
		1	J, T		49			*AL	[DV], Left
		1	J, T		49			*AL	[KA], Left
		1	J, T		49			*B7	[DV], Left
		1	J, T		49			*B7	[KA], Left
5									GRILLE, Speaker
	1AW72BDAAA	1	J, T, U		49			*O0	[DA], Right
		1	J, T, U		74			*O0	[DA], Right
	1AW72DKAAA	1	J, T, U		49			*O0	[KA], Right
		1	J, T, U		74			*O0	[KA], Right
	1AW72XDVAB	1	J, T, U		49			*O0	[DV], Right
		1	J, T, U		74			*O0	[DV], Right
	1AW73BDAAA	1	J, T, U		49			*O0	[DA], Left
		1	J, T, U		74			*O0	[DA], Left
	1AW73DKAAA	1	J, T, U		49			*O0	[KA], Left
		1	J, T, U		74			*O0	[KA], Left
	1AW73XD-VAA	1	J, T, U		49			*O0	[DV], Left
		1	J, T, U		74			*O0	[DV], Left
6									CAP, Screw Cover
	1DD78BDAAB	2	J, T, U		49			*O0	[DA]
	1DD78DKAAB	2	J, T, U		49			*O0	[KA]
		2	J, T, U		74			*O0	[KA]
	1DD78DX9AB	2	J, T, U		49			*O0	[DV]

COMPASS/PATRIOT (MK)

SERIES LINE
H = HIGHLINE T = JEEP - 2WD
L = LOWLINE J = JEEP - 4WD
P = PREMIUM U = JEEP - 4WD (RHD)

BODY
49 = HATCHBACK TYPE #2
74 = SPORT UTILITY 4-DR
TYPE #4

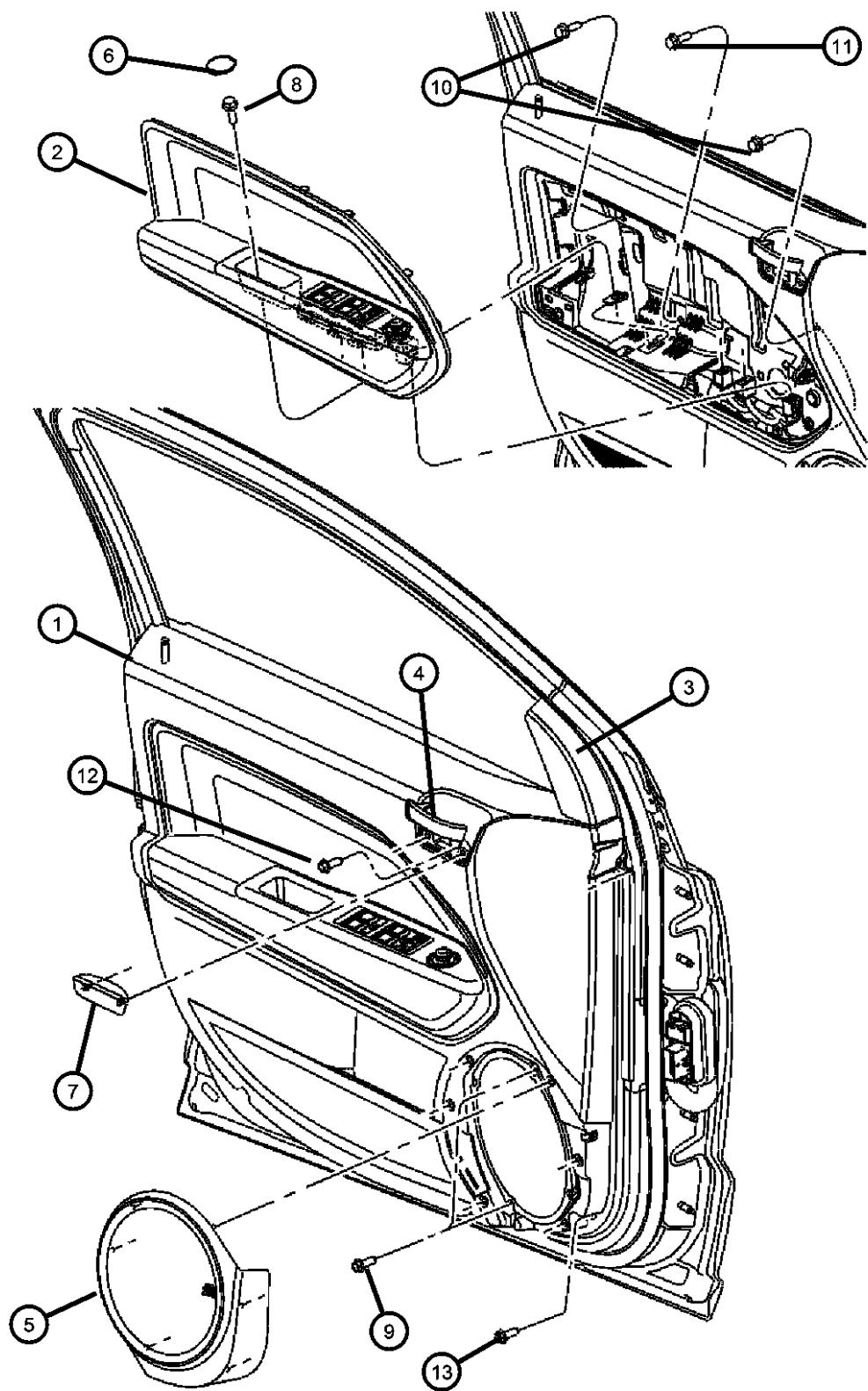
ENGINE
ECE = 2.0L 4 Cyl DOHC DPF
Diesel Engine
ED3 = 2.4L 4 Cyl DOHC 16V
Dual VVT Engine
ECD = 2.0L 4 Cyl DOHC
Diesel 16V Engine
ECN = 2.0L 4 Cyl DOHC 16V
Dual VVT Engine

TRANSMISSION
DEF = 6-Speed Manual Aisin BG6
Trans
DD7 = 5-Speed Manual T355
Transmission
DAV = Continuously Variable
Transaxle II
DAW = Cont.Var. w/Off-Rd Crawl
Ratio Trans

AR = use ase required - = Non illustrated part

2008 MK

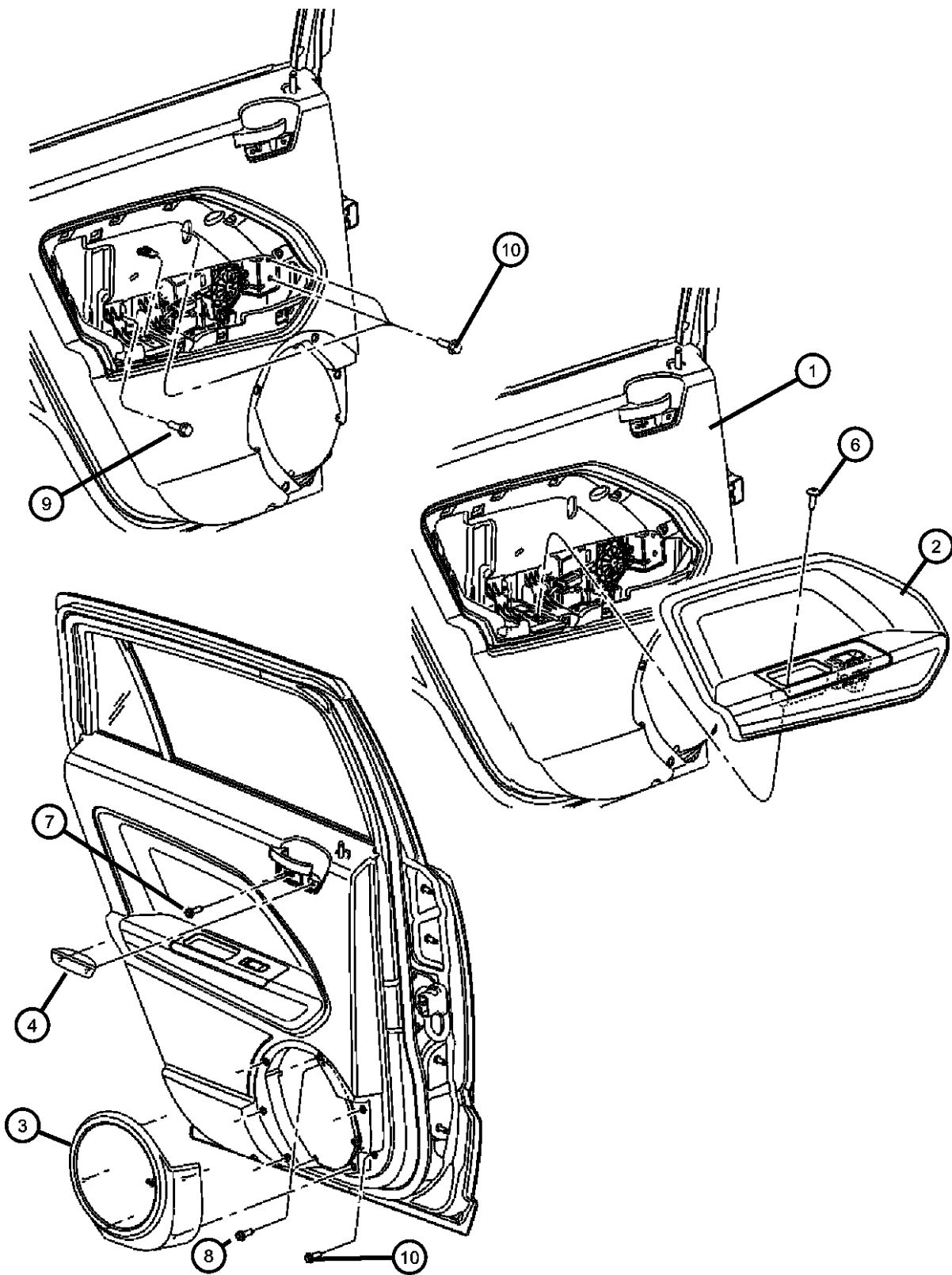
Front Door Trim Panels
Figure 50-405



ITEM	PART NUMBER	QTY	LINE	SERIES	BODY	ENGINE	TRANS	TRIM	DESCRIPTION
7		2	J, T, U		74			*O0	[DV]
									PLUG, Door Trim Panel, Inside Door Handle
	1BH30DK7AB	1	J, T, U		49			*O0	[KA], Right
		1	J, T, U		74			*O0	[KA], Right
	1BH30XDVAB	1	J, T, U		49			*O0	[DA], Right
		1	J, T, U		74			*O0	[DA], Right
		1	J, T, U		49			*O0	[DV], Right
		1	J, T, U		74			*O0	[DV], Right
	1BH31DK7AB	1	J, T, U		49			*O0	[KA], Left
		1	J, T, U		74			*O0	[KA], Left
	1BH31XDVAB	1	J, T, U		49			*O0	[DA], Left
		1	J, T, U		74			*O0	[DA], Left
		1	J, T, U		49			*O0	[DV], Left
		1	J, T, U		74			*O0	[DV], Left
8									SCREW, Tapping, Pull Cup to Door Panel
	06104579AA	2	J, T, U		49				
		2	J, T, U		74				
9									SCREW, Speaker to Inner Panel
	06105189AA	4	J, T, U		49				
		4	J, T, U		74				
10	06104336AA	1	J, T, U		49, 74	ECD, ECE			SCREW, Hex Flange Head, M6X1.0x20.0
11	06104336AA	1	J, T, U		49, 74	ECD, ECE			SCREW, Hex Flange Head, M6X1.0x20.0
12									SCREW, Tapping, Inside Door Handle
	06104579AA	2	J, T, U		49				
		2	J, T, U		74				
13	06104336AA	1	J, T, U		49, 74	ECD, ECE			SCREW, Hex Flange Head, M6X1.0x20.0

COMPASS/PATRIOT (MK)		BODY		ENGINE	TRANSMISSION
SERIES	LINE				
H = HIGHLINE	T = JEEP - 2WD	49 = HATCHBACK TYPE #2		ECE = 2.0L 4 Cyl DOHC DPF Diesel Engine	DEF = 6-Speed Manual Aisin BG6 Trans
L = LOWLINE	J = JEEP - 4WD	74 = SPORT UTILITY 4-DR TYPE #4		ED3 = 2.4L 4 Cyl DOHC 16V Dual VVT Engine	DD7 = 5-Speed Manual T355 Transmission
P = PREMIUM	U = JEEP - 4WD (RHD)			ECD = 2.0L 4 Cyl DOHC Diesel 16V Engine	DAV = Continuously Variable Transaxle II
				ECN = 2.0L 4 Cyl DOHC 16V Dual VVT Engine	DAW = Cont.Var. w/Off-Rd Crawl Ratio Trans

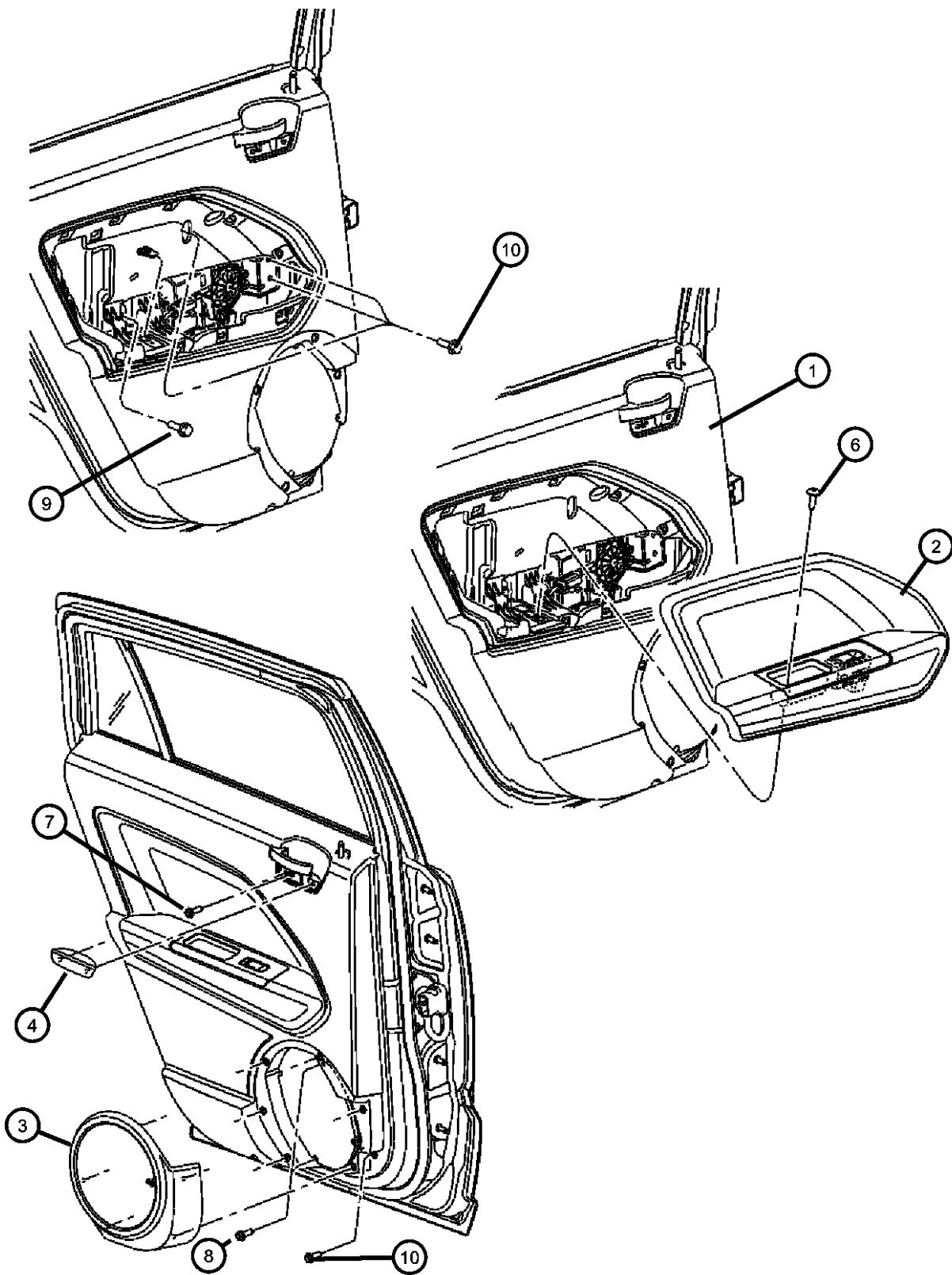
Rear Door Trim Panels
Figure 50-415



ITEM	PART NUMBER	QTY	LINE	SERIES	BODY	ENGINE	TRANS	TRIM	DESCRIPTION
1									PANEL, Rear Door Trim
	1FK941DVAC	1	J, T		49			*AL	[DV], Right
		1	J, T		49			*K6	[DV], Right
		1	J, T		49			*B7	[DV], Right
		1	U		49			*AL	[DV], Right
		1	U		49			*K6	[DV], Right
	1FK941KAAC	1	J, T		49			*AL	[KA], Right
		1	J, T		49			*K6	[KA], Right
		1	J, T		49			*B7	[KA], Right
		1	U		49			*K6	[KA], Right
		1	U		49			*AL	[KA], Right
	1FK951DVAC	1	J, T		49			*AL	[DV], Left
		1	J, T		49			*K6	[DV], Left
		1	J, T		49			*B7	[DV], Left
		1	U		49			*AL	[DV], Left
		1	U		49			*K6	[DV], Left
	1FK951KAAC	1	J, T		49			*AL	[KA], Left
		1	J, T		49			*K6	[KA], Left
		1	J, T		49			*B7	[KA], Left
		1	U		49			*AL	[KA], Left
		1	U		49			*K6	[KA], Left
	1FK961DVAA	1	J, T		74			*E6	[DV], Right
		1	J, T		74			*AL	[DV], Right
		1	J, T		74			*K6	[DV], Right
		1	U		74			*AL	[DV], Right
		1	U		74			*K6	[DV], Right
	1FK961KAAA	1	J, T		74			*E6	[KA], Right
		1	J, T		74			*K6	[KA], Right
		1	J, T		74			*AL	[KA], Right
		1	U		74			*AL	[KA], Right
		1	U		74			*K6	[KA], Right
	1FK971DVAA	1	J, T		74			*E6	[DV], Left
		1	J, T		74			*AL	[DV], Left

COMPASS/PATRIOT (MK)		BODY	ENGINE	TRANSMISSION
SERIES	LINE			
H = HIGHLINE	T = JEEP - 2WD	49 = HATCHBACK TYPE #2	ECE = 2.0L 4 Cyl DOHC DPF Diesel Engine	DEF = 6-Speed Manual Aisin BG6 Trans
L = LOWLINE	J = JEEP - 4WD	74 = SPORT UTILITY 4-DR TYPE #4	ED3 = 2.4L 4 Cyl DOHC 16V Dual VVT Engine	DD7 = 5-Speed Manual T355 Transmission
P = PREMIUM	U = JEEP - 4WD (RHD)		ECD = 2.0L 4 Cyl DOHC Diesel 16V Engine	DAV = Continuously Variable Transaxle II
			ECN = 2.0L 4 Cyl DOHC 16V Dual VVT Engine	DAW = Cont.Var. w/Off-Rd Crawl Ratio Trans

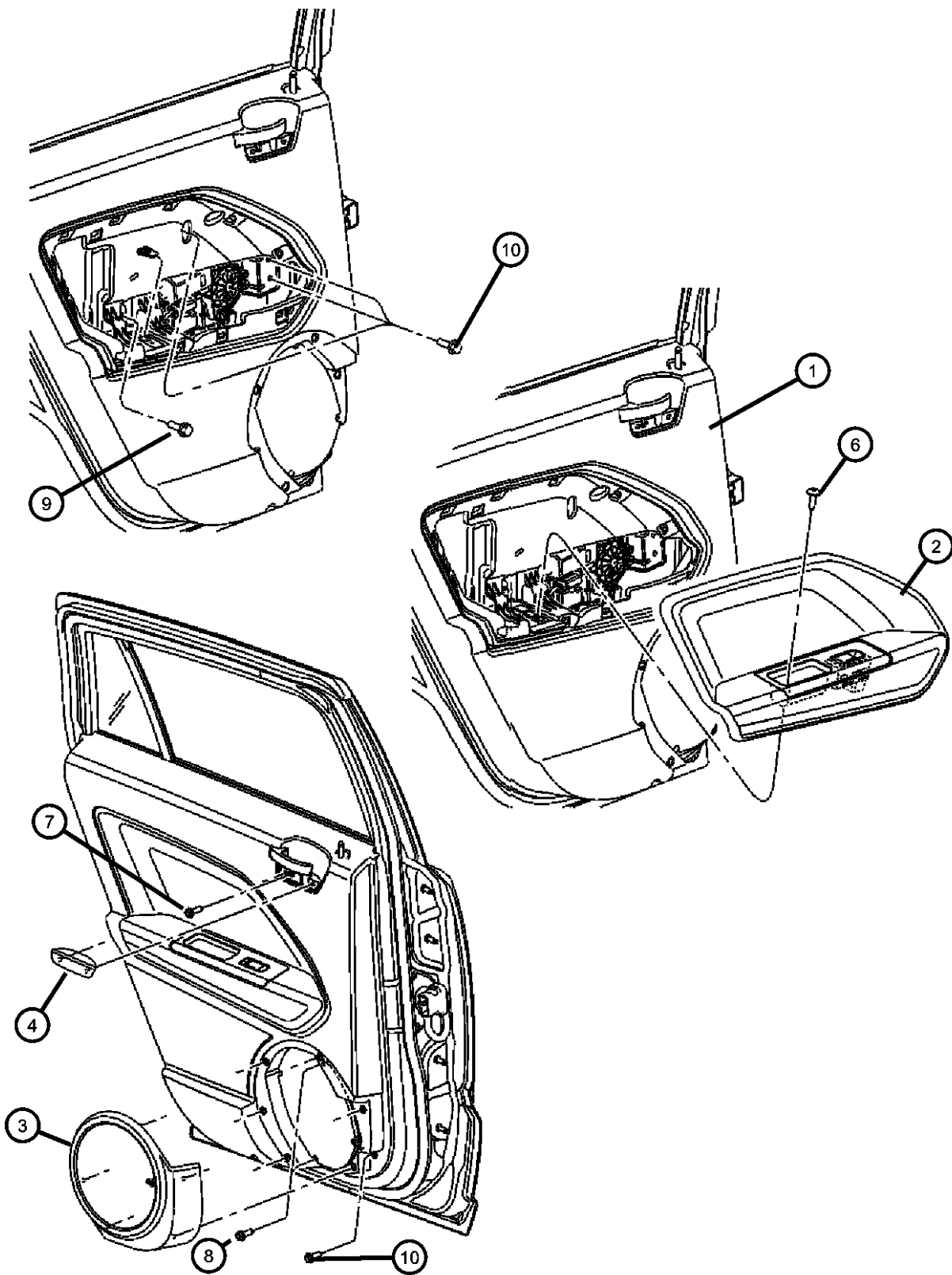
Rear Door Trim Panels
Figure 50-415



ITEM	PART NUMBER	QTY	LINE	SERIES	BODY	ENGINE	TRANS	TRIM	DESCRIPTION
1	1FK971KAAA	1	J, T		74			*K6	[DV], Left
		1	U		74			*AL	[DV], Left
		1	U		74			*K6	[DV], Left
		1	J, T		74			*E6	[KA], Left
		1	J, T		74			*AL	[KA], Left
		1	J, T		74			*K6	[KA], Left
		1	U		74			*AL	[KA], Left
		1	U		74			*K6	[KA], Left
2	1AA201DVAA								BOLSTER, Rear Door
		1	U		74			*K6	[DV] , With [JPD], Right
		1	U		74			*AL	[DV] , With [JPD], Right
		1	J, T		74			*K6	[DV] , With [JPD], Right
		1	J, T		74			*AL	[DV] , With [JPD], Right
		1	J, T		74			*E6	[DV] , With [JPD], Right
		1	U		49			*AL	[DV] , With [JPD], Right
		1	U		49			*K6	[DV] , With [JPD], Right
		1	J, T		49			*B7	[DV] , With [JPD], Right
		1	J, T		49			*K6	[DV] , With [JPD], Right
		1	J, T		49			*AL	[DV] , With [JPD], Right
		1	U		74			*K6	[KA] , With [JPD], Right
	1AA202KAAA	1	J, T		74			*K6	[KA] , With [JPD], Right
		1	J, T		74			*E6	[KA] , With [JPD], Right
		1	U		49			*K6	[KA] , With [JPD], Right
		1	U		49			*AL	[KA] , With [JPD], Right
		1	J, T		49			*B7	[KA] , With [JPD], Right
		1	J, T		49			*K6	[KA] , With [JPD], Right
		1	J, T		49			*AL	[KA] , With [JPD], Right
		1	U		74			*K6	[DV] , With [JPD], Left
		1	U		74			*AL	[DV] , With [JPD], Left
		1	J, T		74			*K6	[DV] , With [JPD], Left
		1	J, T		74			*AL	[DV] , With [JPD], Left
		1	J, T		74			*E6	[DV] , With [JPD], Left

COMPASS/PATRIOT (MK)		BODY	ENGINE	TRANSMISSION
SERIES	LINE			
H = HIGHLINE	T = JEEP - 2WD			
L = LOWLINE	J = JEEP - 4WD			
P = PREMIUM	U = JEEP - 4WD (RHD)	49 = HATCHBACK TYPE #2	ECE = 2.0L 4 Cyl DOHC DPF Diesel Engine	DEF = 6-Speed Manual Aisin BG6 Trans
		74 = SPORT UTILITY 4-DR TYPE #4	ED3 = 2.4L 4 Cyl DOHC 16V Dual VVT Engine	DD7 = 5-Speed Manual T355 Transmission
			ECD = 2.0L 4 Cyl DOHC Diesel 16V Engine	DAV = Continuously Variable Transaxle II
			ECN = 2.0L 4 Cyl DOHC 16V Dual VVT Engine	DAW = Cont.Var. w/Off-Rd Crawl Ratio Trans

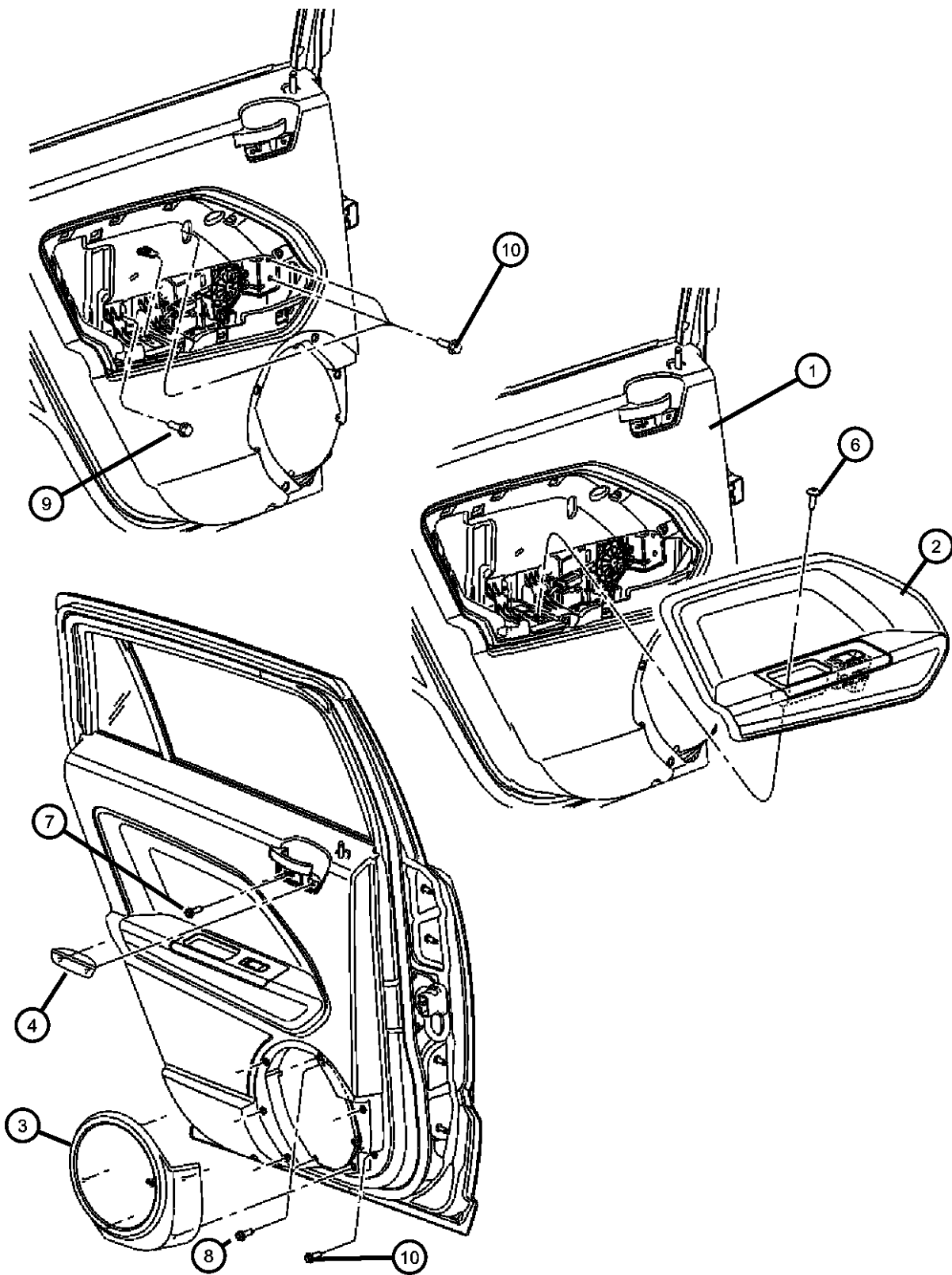
Rear Door Trim Panels
Figure 50-415



ITEM	PART NUMBER	QTY	LINE	SERIES	BODY	ENGINE	TRANS	TRIM	DESCRIPTION
		1	U		49			*K6	[DV] , With [JPD], Left
		1	U		49			*AL	[DV] , With [JPD], Left
		1	J, T		49			*B7	[DV] , With [JPD], Left
		1	J, T		49			*K6	[DV] , With [JPD], Left
		1	J, T		49			*AL	[DV] , With [JPD], Left
	1AA212KAAA	1	U		74			*K6	[KA] , With [JPD], Left
		1	U		74			*AL	[KA] , With [JPD], Left
		1	J, T		74			*K6	[KA] , With [JPD], Left
		1	J, T		74			*AL	[KA] , With [JPD], Left
		1	J, T		74			*E6	[KA] , With [JPD], Left
		1	U		49			*K6	[KA] , With [JPD], Left
		1	U		49			*AL	[KA] , With [JPD], Left
		1	J, T		49			*K6	[KA] , With [JPD], Left
		1	J, T		49			*AL	[KA] , With [JPD], Left
	1AA24DKAAA	1	J, T		49			*B7	[KA] , With [JPD], Left
		1	J, T		49			*K6	[KA] , With [JF8], Right
		1	J, T		49			*AL	[KA] , With [JF8], Right
		1	J, T		74			*K6	[KA] , With [JF8], Right
		1	J, T		74			*AL	[KA] , With [JF8], Right
	1AA24XDVAA	1	J, T		74			*E6	[KA] , With [JF8], Right
		1	J, T		49			*B7	[DV] , With [JF8], Right
		1	J, T		49			*K6	[DV] , With [JF8], Right
		1	J, T		49			*AL	[DV] , With [JF8], Right
		1	J, T		74			*K6	[DV] , With [JF8], Right
		1	J, T		74			*AL	[DV] , With [JF8], Right
	1AA24DKAAB	1	J, T		74			*E6	[DV] , With [JF8], Right
		1	J, T		49			*B7	[KA] , With [JF8], Right
	1AA25DKAAA	1	J, T		49			*B7	[KA] , With [JF8], Left
		1	J, T		49			*K6	[KA] , With [JF8], Left
		1	J, T		49			*AL	[KA] , With [JF8], Left
		1	J, T		74			*K6	[KA] , With [JF8], Left
		1	J, T		74			*AL	[KA] , With [JF8], Left

COMPASS/PATRIOT (MK)		BODY	ENGINE	TRANSMISSION
SERIES	LINE			
H = HIGHLINE	T = JEEP - 2WD	49 = HATCHBACK TYPE #2	ECE = 2.0L 4 Cyl DOHC DPF Diesel Engine	DEF = 6-Speed Manual Aisin BG6 Trans
L = LOWLINE	J = JEEP - 4WD	74 = SPORT UTILITY 4-DR TYPE #4	ED3 = 2.4L 4 Cyl DOHC 16V Dual VVT Engine	DD7 = 5-Speed Manual T355 Transmission
P = PREMIUM	U = JEEP - 4WD (RHD)		ECD = 2.0L 4 Cyl DOHC Diesel 16V Engine	DAV = Continuously Variable Transaxle II
			ECN = 2.0L 4 Cyl DOHC 16V Dual VVT Engine	DAW = Cont.Var. w/Off-Rd Crawl Ratio Trans

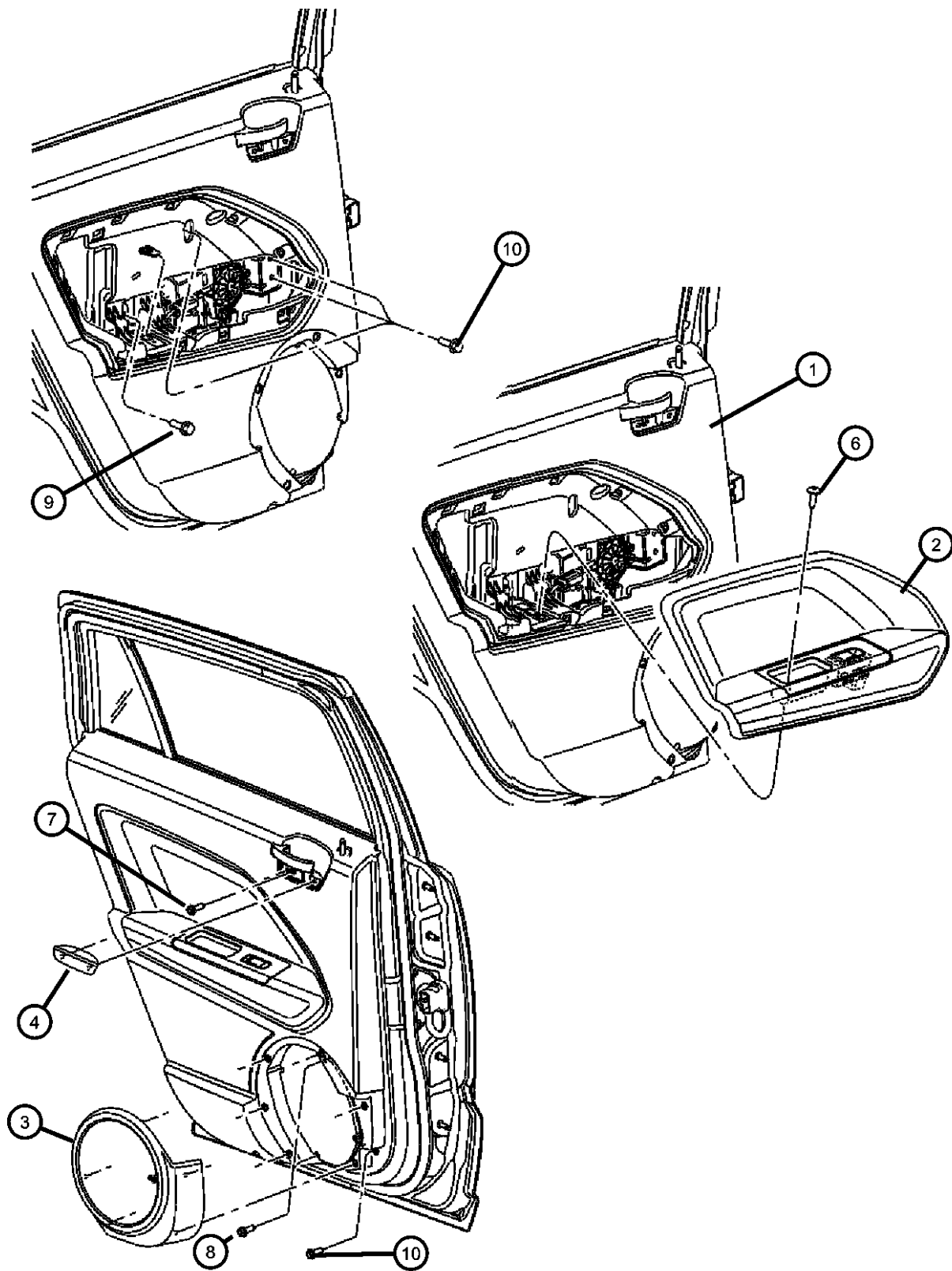
Rear Door Trim Panels
Figure 50-415



ITEM	PART NUMBER	QTY	LINE	SERIES	BODY	ENGINE	TRANS	TRIM	DESCRIPTION
3	1AA25XDVAA	1	J, T		74			*E6	[KA] , With [JF8], Left
		1	J, T		49			*B7	[DV] , With [JF8], Left
		1	J, T		49			*K6	[DV] , With [JF8], Left
		1	J, T		49			*AL	[DV] , With [JF8], Left
		1	J, T		74			*K6	[DV] , With [JF8], Left
		1	J, T		74			*AL	[DV] , With [JF8], Left
		1	J, T		74			*E6	[DV] , With [JF8], Left
3	1AW74DKAAB	1	J, T, U		49				GRILLE, Speaker
		1	J, T, U		74			*O0	[KA], Right
		1	J, T, U		49			*O0	[KA], Right
		1	J, T, U		49			*O0	[DV], Right
		1	J, T, U		74			*O0	[DV], Right
		1	J, T, U		49			*O0	[KA], Left
		1	J, T, U		74			*O0	[KA], Left
4	1AW75XDVAB	1	J, T, U		49			*O0	[DV], Left
		1	J, T, U		74			*O0	[DV], Left
		1	J, T, U		49				PLUG, Door Trim Panel, Inside Handle
		1	J, T, U		49			*O0	[KA], Right
		1	J, T, U		49			*O0	[DA], Right
		1	J, T, U		49			*O0	[KA], Left
		1	J, T, U		49			*O0	[DA], Left
-5	1DD78BDAAB	2	J, T, U		49				CAP, Screw Cover
		2	J, T, U		74			*O0	[DA]
		2	J, T, U		49			*O0	[DA]
		2	J, T, U		49			*O0	[KA]
		2	J, T, U		74			*O0	[KA]
		2	J, T, U		49				SCREW, Tapping, Pull Cup to Door Trim Panel
		2	J, T, U		74				SCREW, Tapping, Pull Cup to Door Trim Panel
6	06104579AA	2	J, T, U		49				SCREW, Tapping, Handle to Sheet Metal
		2	J, T, U		74				SCREW, Tapping, Handle to Sheet Metal
		2	J, T, U		49				SCREW, Tapping, Handle to Sheet Metal
		2	J, T, U		49				SCREW, Tapping, Handle to Sheet Metal
		2	J, T, U		49				SCREW, Tapping, Handle to Sheet Metal
		2	J, T, U		49				SCREW, Tapping, Handle to Sheet Metal
		2	J, T, U		49				SCREW, Tapping, Handle to Sheet Metal

COMPASS/PATRIOT (MK)		BODY		ENGINE		TRANSMISSION	
SERIES	LINE						
H = HIGHLINE	T = JEEP - 2WD	49 = HATCHBACK TYPE #2		ECE = 2.0L 4 Cyl DOHC DPF Diesel Engine		DEF = 6-Speed Manual Aisin BG6 Trans	
L = LOWLINE	J = JEEP - 4WD	74 = SPORT UTILITY 4-DR TYPE #4		ED3 = 2.4L 4 Cyl DOHC 16V Dual VVT Engine		DD7 = 5-Speed Manual T355 Transmission	
P = PREMIUM	U = JEEP - 4WD (RHD)			ECD = 2.0L 4 Cyl DOHC Diesel 16V Engine		DAV = Continuously Variable Transaxle II	
				ECN = 2.0L 4 Cyl DOHC 16V Dual VVT Engine		DAW = Cont.Var. w/Off-Rd Crawl Ratio Trans	

Rear Door Trim Panels
Figure 50-415



ITEM	PART NUMBER	QTY	LINE	SERIES	BODY	ENGINE	TRANS	TRIM	DESCRIPTION
8	06105189AA	2	J, T, U		74				SCREW, Speaker Grille
		4			49				
		4			74				
9	06104366AA	2	J, T, U		49, 74				SCREW AND WASHER, Hex Head, M6x1x20, Pull Cup Bracket to Inner Panel
10	06104336AA	1	J, T, U		49, 74	ECD, ECE			SCREW, Hex Flange Head, M6X1.0x20.0

COMPASS/PATRIOT (MK)		BODY	ENGINE	TRANSMISSION
SERIES	LINE			
H = HIGHLINE	T = JEEP - 2WD	49 = HATCHBACK TYPE #2	ECE = 2.0L 4 Cyl DOHC DPF Diesel Engine	DEF = 6-Speed Manual Aisin BG6 Trans
L = LOWLINE	J = JEEP - 4WD	74 = SPORT UTILITY 4-DR TYPE #4	ED3 = 2.4L 4 Cyl DOHC 16V Dual VVT Engine	DD7 = 5-Speed Manual T355 Transmission
P = PREMIUM	U = JEEP - 4WD (RHD)		ECD = 2.0L 4 Cyl DOHC Diesel 16V Engine	DAV = Continuously Variable Transaxle II
			ECN = 2.0L 4 Cyl DOHC 16V Dual VVT Engine	DAW = Cont.Var. w/Off-Rd Crawl Ratio Trans

**Front Seat - Bucket - Trim Code [AL]
Figure 50-505**

ITEM	PART NUMBER	QTY	LINE	SERIES	BODY	ENGINE	TRANS	TRIM	DESCRIPTION
1									HEADREST
	1DQ211DAAA	2	J, T		49			*AL	[DA] , Mexico
		2	J		49, 74			*AL	[DA] , Export
		2	U		49, 74			*AL	[DA] , RHD
		1	J, T		74			*AL	[DA] , Mexico
		2	J, T		49			*AL	[DV] , Mexico
		2	J, T		74			*AL	[DV] , Mexico
		2	J		49, 74			*AL	[DV] , Export
		2	U		49, 74			*AL	[DV] , RHD
	1DQ211KAAA	2	J, T		49			*AL	[KA] , Mexico
		2	J, T		74			*AL	[KA] , Mexico
		2	J		49, 74			*AL	[KA] , Export
		2	U		49, 74			*AL	[KA] , RHD
2									SLEEVE, Headrest
	1DS911D1AA	2	J, T		49			*AL	[DV] , Mexico, Locking
		2	J, T		74			*AL	[DV] , Mexico, Locking
		5	U		49, 74			*AL	[DV] , Export, Locking
		2	J, T		49			*AL	[DV], Locking
		2	J, T		74			*AL	[DV], Locking
	1DS911KAAA	2	J, T		49			*AL	[KA] , Mexico, Locking
		2	J, T		74			*AL	[KA] , Mexico, Locking
		5	J		49, 74			*AL	[KA] , Export, Locking
		2	J, T		49			*AL	[KA], Locking
		2	J, T		74			*AL	[KA], Locking
	1DS941D1AA	2	J, T		49			*AL	[DV] , Mexico, Slave Cylinder
		2	J, T		74			*AL	[DV] , Mexico, Slave Cylinder
		5	U		49, 74			*AL	[DV] , Export, Slave Cylinder
		2	J, T		49			*AL	[DV], Slave Cylinder
		2	J, T		74			*AL	[DV], Slave Cylinder
	1DS941KAAA	2	J, T		49			*AL	[KA] , Mexico, Slave Cylinder
		2	J, T		74			*AL	[KA] , Mexico, Slave Cylinder
		5	J		49, 74			*AL	[KA] , Export, Slave Cylinder
		2	J, T		49			*AL	[KA], Slave Cylinder

COMPASS/PATRIOT (MK)

SERIES LINE
H = HIGHLINE T = JEEP - 2WD
L = LOWLINE J = JEEP - 4WD
P = PREMIUM U = JEEP - 4WD (RHD)

BODY
49 = HATCHBACK TYPE #2
74 = SPORT UTILITY 4-DR
TYPE #4

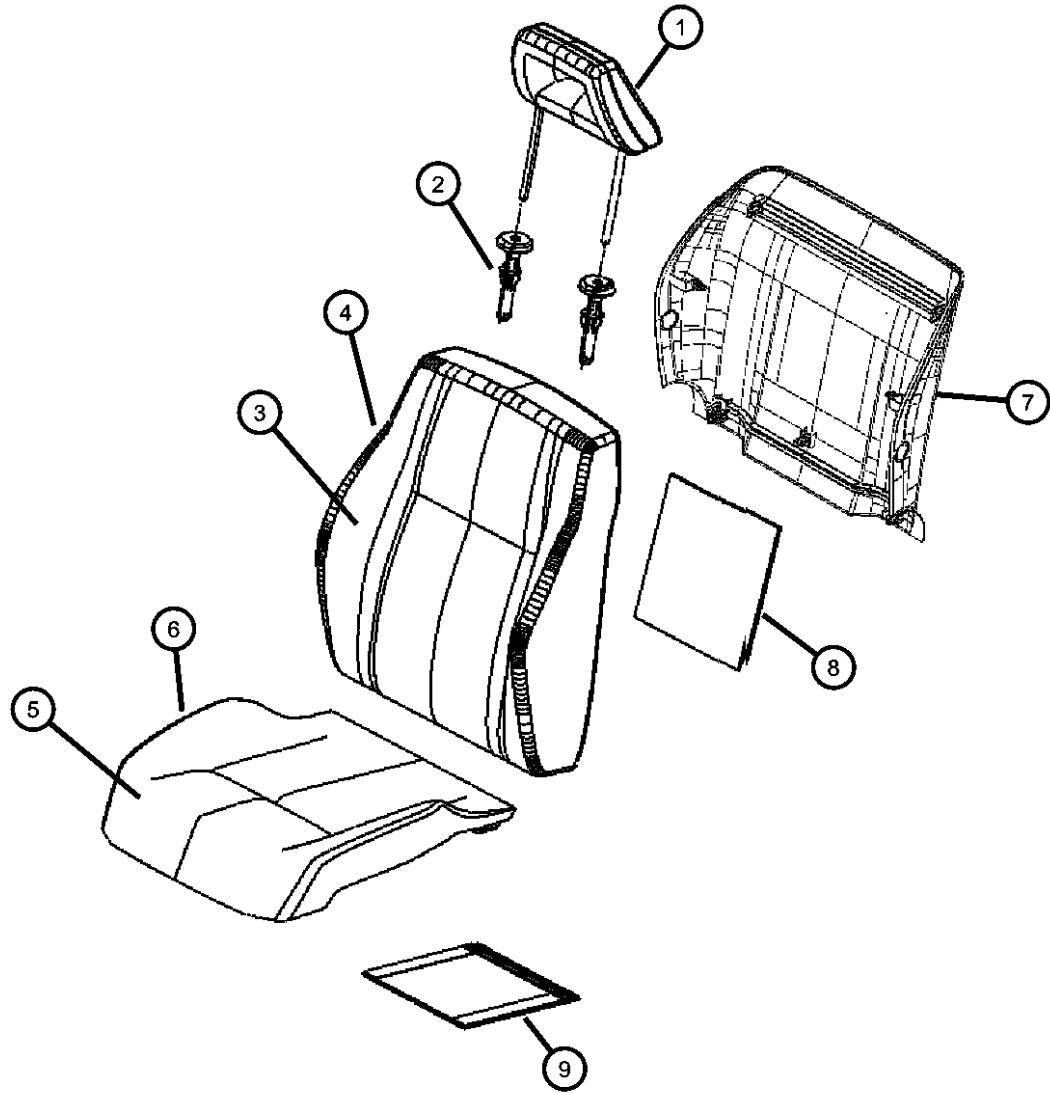
ENGINE
ECE = 2.0L 4 Cyl DOHC DPF
Diesel Engine
ED3 = 2.4L 4 Cyl DOHC 16V
Dual VVT Engine
ECD = 2.0L 4 Cyl DOHC
Diesel 16V Engine
ECN = 2.0L 4 Cyl DOHC 16V
Dual VVT Engine

TRANSMISSION
DEF = 6-Speed Manual Aisin BG6
Trans
DD7 = 5-Speed Manual T355
Transmission
DAV = Continuously Variable
Transaxle II
DAW = Cont.Var. w/Off-Rd Crawl
Ratio Trans

AR = use ase required - = Non illustrated part

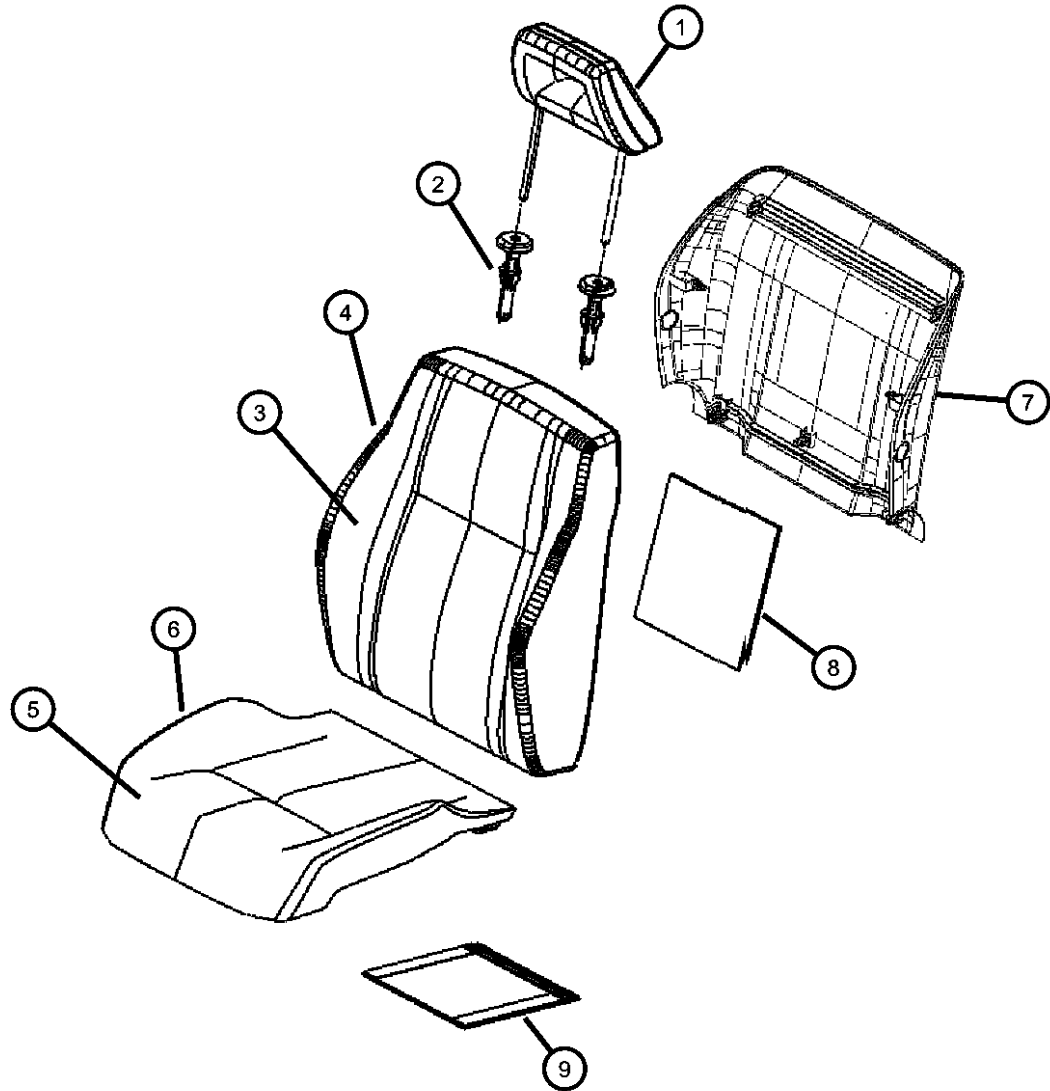
2008 MK

<< RETURN TO GROUP INDEX



**Front Seat - Bucket - Trim Code [AL]
Figure 50-505**

ITEM	PART NUMBER	QTY	LINE	SERIES	BODY	ENGINE	TRANS	TRIM	DESCRIPTION
3		2	J, T		74			*AL	[KA], Slave Cylinder
									COVER, Front Seat Back
	1FA301DAAA	1	J, T		49			*AL	[DV] , Mexico , Without [CJ1], Right
		1	J, T		74			*AL	[DV] , Mexico , Without [CJ1], Right
		1	J, T		49			*AL	[DV] , Without [CJ1], Right
		1	J, T		74			*AL	[DV] , Without [CJ1], Right
		1	J		49, 74			*AL	[DV] , Export , without [CJ1], Right
		1	U		49, 74			*AL	[DV] , Export , RHD , without [CJ1], Right
	1FA301KAAA	1	J, T		49			*AL	[KA] , Mexico , Without [CJ1], Right
		1	J, T		74			*AL	[KA] , Mexico , Without [CJ1], Right
		1	J, T		49			*AL	[KA] , Without [CJ1], Right
		1	J, T		74			*AL	[KA] , Without [CJ1], Right
		1	J		49, 74			*AL	[KA] , Export , without [CJ1], Right
		1	U		49, 74			*AL	[KA] , Export , RHD , without [CJ1], Right
	1FA30XDVAA	1	J, T		49			*AL	[DA] , Mexico , Without [CJ1], Right
		1	J, T		74			*AL	[DA] , Mexico , Without [CJ1], Right
		1	J, T		49			*AL	[DA] , Without [CJ1], Right
		1	J, T		74			*AL	[DA] , Without [CJ1], Right
		1	J		49, 74			*AL	[DA] , Export , without [CJ1], Right
		1	U		49, 74			*AL	[DA] , Export , RHD , without [CJ1], Right
	1FA311DAAA	1	J, T		49			*AL	[DV] , Mexico , Without [CJ1], Left
		1	J, T		74			*AL	[DV] , Mexico , Without [CJ1], Left
		1	J, T		49			*AL	[DV] , Without [CJ1], Left
		1	J, T		74			*AL	[DV] , Without [CJ1], Left
		1	J		49, 74			*AL	[DV] , Export , without [CJ1], Left
		1	U		49, 74			*AL	[DV] , Export , RHD , without [CJ1], Left



COMPASS/PATRIOT (MK)

SERIES

H = HIGHLINE
L = LOWLINE
P = PREMIUM

LINE

T = JEEP - 2WD
J = JEEP - 4WD
U = JEEP - 4WD (RHD)

BODY

49 = HATCHBACK TYPE #2
74 = SPORT UTILITY 4-DR TYPE #4

ENGINE

ECE = 2.0L 4 Cyl DOHC DPF Diesel Engine
ED3 = 2.4L 4 Cyl DOHC 16V Dual VVT Engine
ECD = 2.0L 4 Cyl DOHC Diesel 16V Engine
ECN = 2.0L 4 Cyl DOHC 16V Dual VVT Engine

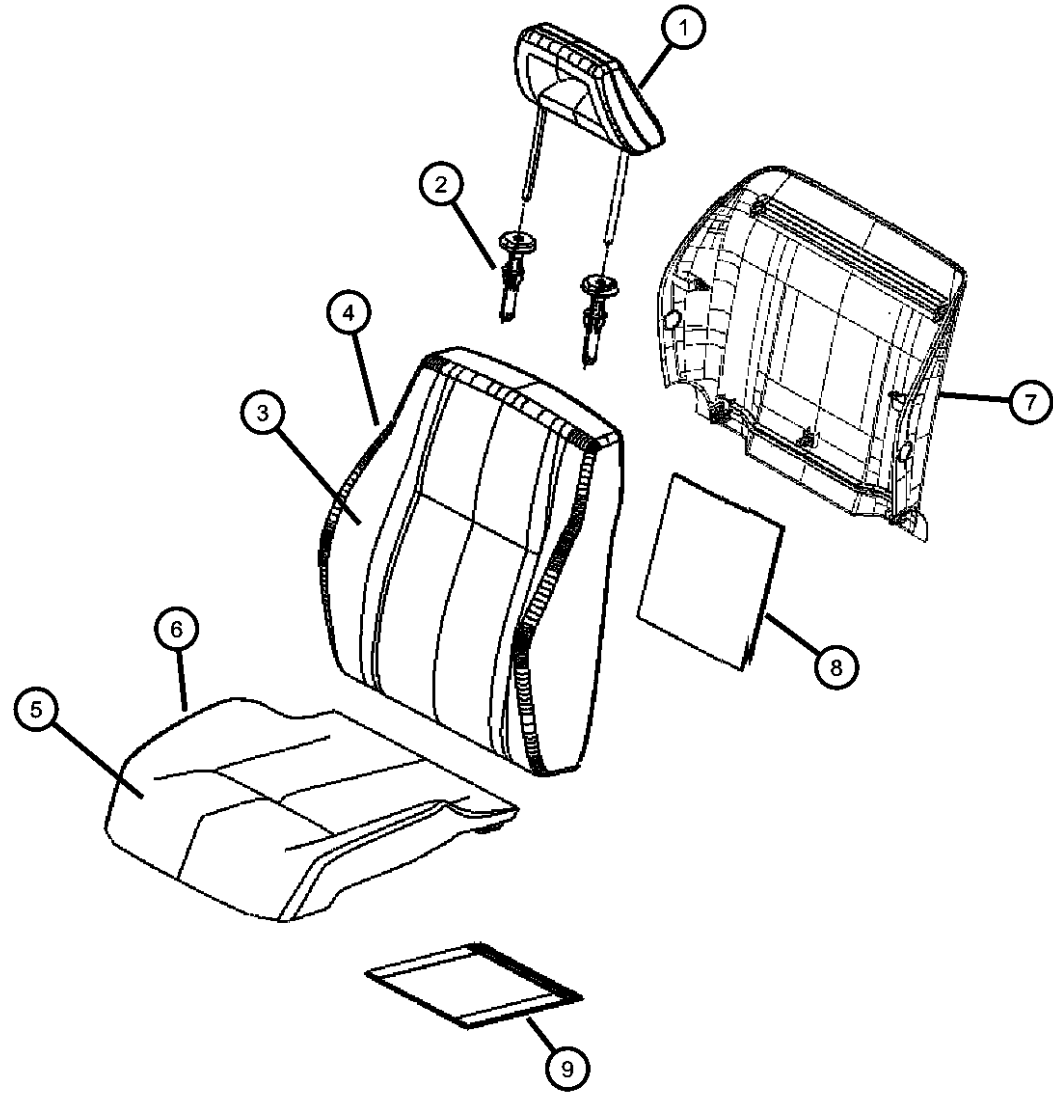
TRANSMISSION

DEF = 6-Speed Manual Aisin BG6 Trans
DD7 = 5-Speed Manual T355 Transmission
DAV = Continuously Variable Transaxle II
DAW = Cont.Var. w/Off-Rd Crawl Ratio Trans

AR = use ase required - = Non illustrated part

2008 MK

**Front Seat - Bucket - Trim Code [AL]
Figure 50-505**



ITEM	PART NUMBER	QTY	LINE	SERIES	BODY	ENGINE	TRANS	TRIM	DESCRIPTION
	1FA311KAAA	1	J, T		49			*AL	[DA] , Export , without [CJ1], Left
		1	J, T		74			*AL	[DA] , Export , without [CJ1], Left
		1	J, T		49			*AL	[KA] , Without [CJ1], Left
		1	J, T		74			*AL	[KA] , Without [CJ1], Left
		1	J		49, 74			*AL	[KA] , Export , without [CJ1], Left
		1	U		49, 74			*AL	[KA] , Export , RHD , without [CJ1], Left
	1FA31XDVAA	1	J, T		49			*AL	[DA] , Mexico , Without [CJ1], Left
		1	J, T		74			*AL	[DA] , Mexico , Without [CJ1], Left
		1	J, T		49			*AL	[DA] , Without [CJ1], Left
		1	J, T		74			*AL	[DA] , Without [CJ1], Left
		1	J		49, 74			*AL	[DA] , Export , without [CJ1], Left
		1	U		49, 74			*AL	[DA] , Export , RHD , without [CJ1], Left
	1HK841DAAA	1	J		49, 74			*AL	[DV] , Export , with [CJ1], Right
		1	J, T		49			*AL	[DV] , With [CJ1], Right
		1	J, T		74			*AL	[DV] , With [CJ1], Right
	1HK841KAAA	1	J		49, 74			*AL	[KA] , Export , with [CJ1], Right
		1	J, T		49			*AL	[KA] , With [CJ1], Right
		1	J, T		74			*AL	[KA] , With [CJ1], Right
	1HK84XDVAA	1	J		49, 74			*AL	[DA] , Export , With [CJ1], Right
		1	J, T		49			*AL	[DA] , With [CJ1], Right
		1	J, T		74			*AL	[DA] , With [CJ1], Right
	1HK851DAAA	1	J		49, 74			*AL	[DV] , Export , with [CJ1], Left
		1	J, T		49			*AL	[DV] , With [CJ1], Left
		1	J, T		74			*AL	[DV] , With [CJ1], Left
	1HK851KAAA	1	J		49, 74			*AL	[KA] , Export , with [CJ1], Left
		1	J, T		49			*AL	[KA] , With [CJ1], Left
		1	J, T		74			*AL	[KA] , With [CJ1], Left
	1HK85XDVAA	1	J		49, 74			*AL	[DA] , Export , with [CJ1], Left
		1	J, T		49			*AL	[DA] , With [CJ1], Left
		1	J, T		74			*AL	[DA] , With [CJ1], Left

COMPASS/PATRIOT (MK)

SERIES

H = HIGHLINE

L = LOWLINE

P = PREMIUM

LINE

T = JEEP - 2WD

J = JEEP - 4WD

U = JEEP - 4WD (RHD)

BODY

49 = HATCHBACK TYPE #2

74 = SPORT UTILITY 4-DR

TYPE #4

ENGINE

ECE = 2.0L 4 Cyl DOHC DPF

Diesel Engine

ED3 = 2.4L 4 Cyl DOHC 16V

Dual VVT Engine

ECD = 2.0L 4 Cyl DOHC

Diesel 16V Engine

ECN = 2.0L 4 Cyl DOHC 16V

Dual VVT Engine

TRANSMISSION

DEF = 6-Speed Manual Aisin BG6

Trans

DD7 = 5-Speed Manual T355

Transmission

DAV = Continuously Variable

Transaxle II

DAW = Cont.Var. w/Off-Rd Crawl

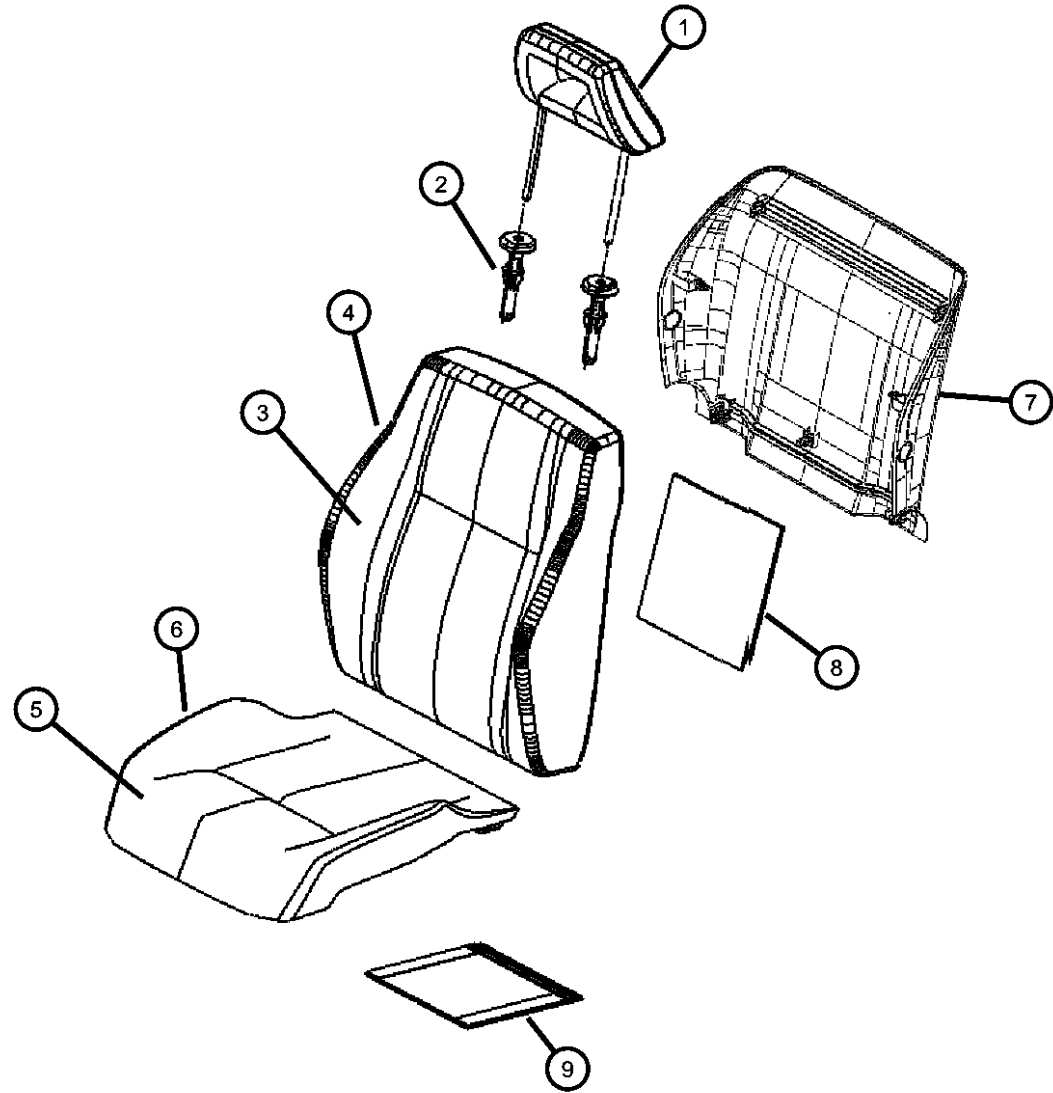
Ratio Trans

AR = use ase required - = Non illustrated part

2008 MK

<< RETURN TO GROUP INDEX

Front Seat - Bucket - Trim Code [AL]
Figure 50-505



ITEM	PART NUMBER	QTY	LINE	SERIES	BODY	ENGINE	TRANS	TRIM	DESCRIPTION
	1HK861DAAA	1	U		49, 74			*AL	[DV] , Export , RHD , with [CJ1], Right
	1HK86DK7AA	1	U		49, 74			*AL	[KA] , Export , RHD , with [CJ1], Right
	1HK86XDVAA	1	U		49, 74			*AL	[DA] , Export , RHD , with [CJ1], Right
	1HK871DAAA	1	U		49, 74			*AL	[DV] , Export , RHD , with [CJ1], Left
	1HK87DK7AA	1	U		49, 74			*AL	[KA] , Export , RHD , with [CJ1], Left
	1HK87XDVAA	1	U		49, 74			*AL	[DA] , Export , RHD , with [CJ1], Left
	1HS68DK7AA	1	J, T		49			*AL	[KA] , With [CJ1] , Mexico, Right
		1	J, T		74			*AL	[KA] , With [CJ1] , Mexico, Right
	1HS68XDVAA	1	J, T		74			*AL	[DA] , With [CJ1] , Mexico, Right
		1	J, T		49			*AL	[DA] , With [CJ1] , Mexico, Right
	1HS69DK7AA	1	J, T		49			*AL	[KA] , With [CJ1] , Mexico, Left
		1	J, T		74			*AL	[KA] , With [CJ1] , Mexico, Left
	1HS69XDVAA	1	J, T		49			*AL	[DA] , With [CJ1] , Mexico, Left
		1	J, T		74			*AL	[DA] , With [CJ1] , Mexico, Left
4									FOAM, Seat Back
	68001645AA	1	U		49, 74			*AL	Left
	68001646AA	1	U		49, 74			*AL	Right
5									COVER, Front Seat Cushion
	1EX231DAAA	1	J, T		49			*AL	[DA] , Mexico
		1	J, T		74			*AL	[DA] , Mexico
		2	J		49, 74			*AL	[DA] , Export
		2	U		49, 74			*AL	[DA] , Export , RHD
		2	J, T		49			*AL	[DA]
		2	J, T		74			*AL	[DA]
		1	J, T		49			*AL	[DV] , Mexico
		1	J, T		74			*AL	[DV] , Mexico
		2	J		49, 74			*AL	[DV] , Export
		2	U		49, 74			*AL	[DV] , Export , RHD
		2	J, T		49			*AL	[DV]

COMPASS/PATRIOT (MK)

SERIES

H = HIGHLINE
L = LOWLINE
P = PREMIUM

LINE

T = JEEP - 2WD
J = JEEP - 4WD
U = JEEP - 4WD (RHD)

BODY

49 = HATCHBACK TYPE #2
74 = SPORT UTILITY 4-DR TYPE #4

ENGINE

ECE = 2.0L 4 Cyl DOHC DPF Diesel Engine
ED3 = 2.4L 4 Cyl DOHC 16V Dual VVT Engine
ECD = 2.0L 4 Cyl DOHC Diesel 16V Engine
ECN = 2.0L 4 Cyl DOHC 16V Dual VVT Engine

TRANSMISSION

DEF = 6-Speed Manual Aisin BG6 Trans
DD7 = 5-Speed Manual T355 Transmission
DAV = Continuously Variable Transaxle II
DAW = Cont.Var. w/Off-Rd Crawl Ratio Trans

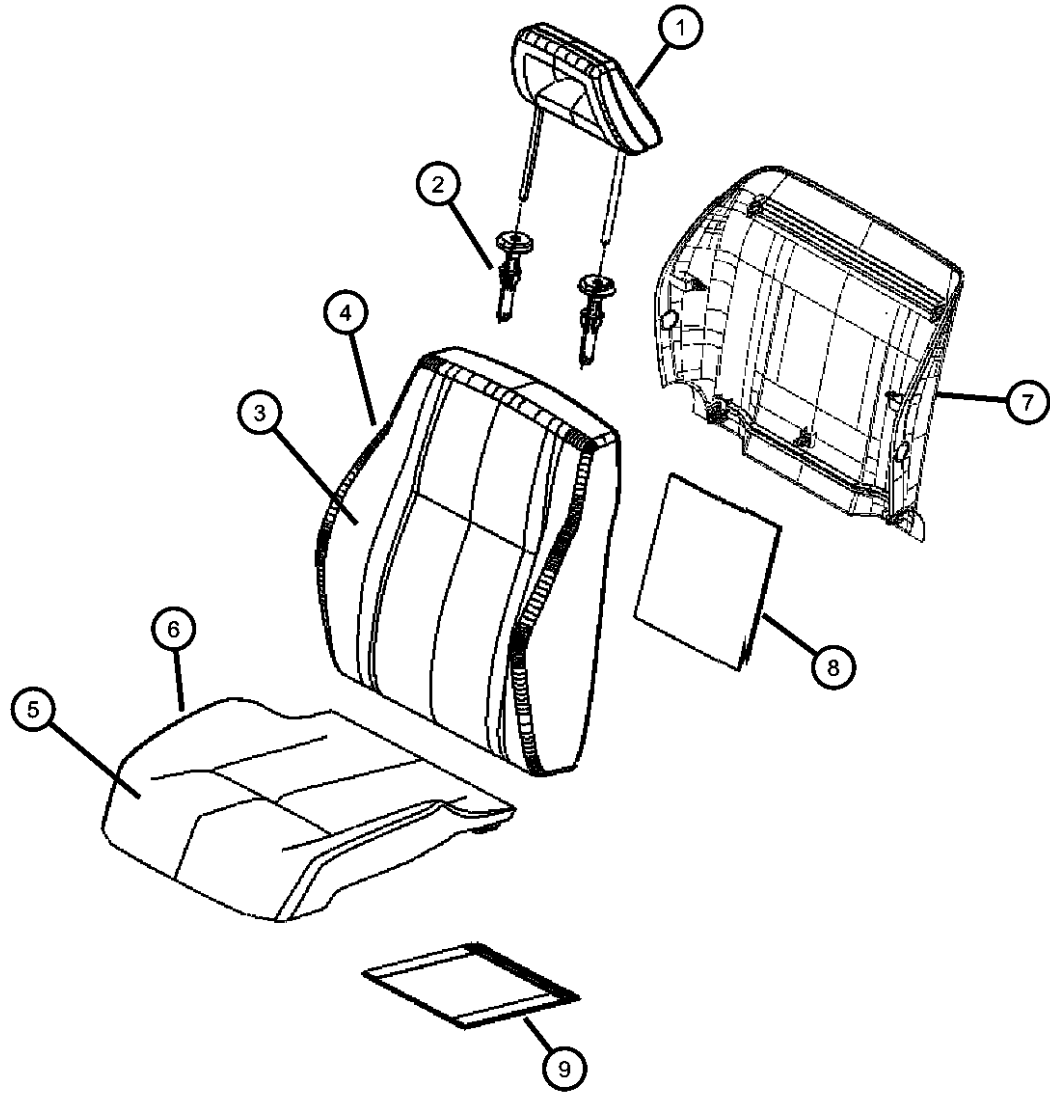
AR = use ase required - = Non illustrated part

2008 MK

<< RETURN TO GROUP INDEX

**Front Seat - Bucket - Trim Code [AL]
Figure 50-505**

ITEM	PART NUMBER	QTY	LINE	SERIES	BODY	ENGINE	TRANS	TRIM	DESCRIPTION
		2	J, T		74			*AL	[DV]
	1EX231KAAA	1	J, T		49			*AL	[KA] , Mexico
		1	J, T		74			*AL	[KA] , Mexico
		2	J		49, 74			*AL	[KA] , Export
		2	U		49, 74			*AL	[KA] , Export , RHD
		2	J, T		49			*AL	[KA]
		2	J, T		74			*AL	[KA]
6									FOAM, Seat Cushion
	68001647AA	2	J, T		49, 74			*AL	
		2	J, T		49, 74			*AL	Mexico
		2	U		49, 74			*AL	RHD, Right & Left
7									PANEL, Front Seat Back
	1DQ231DAAA	1	J, T		49			*AL	[DA] , Mexico
		1	J, T		74			*AL	[DA] , Mexico
		1	J, T		49			*AL	[DA]
		1	J, T		74			*AL	[DA]
		1	J		49, 74			*AL	[DA] , Export
		1	U		49, 74			*AL	[DA] , Export , RHD
		1	J, T		49			*AL	[DV] , Mexico
		1	J, T		74			*AL	[DV] , Mexico
		1	J, T		49			*AL	[DV]
		1	J, T		74			*AL	[DV]
		1	J		49, 74			*AL	[DV] , Export
		1	U		49, 74			*AL	[DV] , Export , RHD
	1DQ231KAAA	1	J, T		49			*AL	[KA] , Mexico
		1	J, T		74			*AL	[KA] , Mexico
		1	J, T		49			*AL	[KA]
		1	J, T		74			*AL	[KA]
		1	J		49, 74			*AL	[KA] , Export
		1	U		49, 74			*AL	[KA] , Export , RHD
	1DQ251DAAA	1	J, T		49			*AL	[DA] , Fold Flat , Mexico
		1	J, T		74			*AL	[DA] , Fold Flat , Mexico



COMPASS/PATRIOT (MK)

SERIES

H = HIGHLINE

L = LOWLINE

P = PREMIUM

LINE

T = JEEP - 2WD

J = JEEP - 4WD

U = JEEP - 4WD (RHD)

BODY

49 = HATCHBACK TYPE #2

74 = SPORT UTILITY 4-DR

TYPE #4

ENGINE

ECE = 2.0L 4 Cyl DOHC DPF

Diesel Engine

ED3 = 2.4L 4 Cyl DOHC 16V

Dual VVT Engine

ECD = 2.0L 4 Cyl DOHC

Diesel 16V Engine

ECN = 2.0L 4 Cyl DOHC 16V

Dual VVT Engine

TRANSMISSION

DEF = 6-Speed Manual Aisin BG6

Trans

DD7 = 5-Speed Manual T355

Transmission

DAV = Continuously Variable

Transaxle II

DAW = Cont.Var. w/Off-Rd Crawl

Ratio Trans

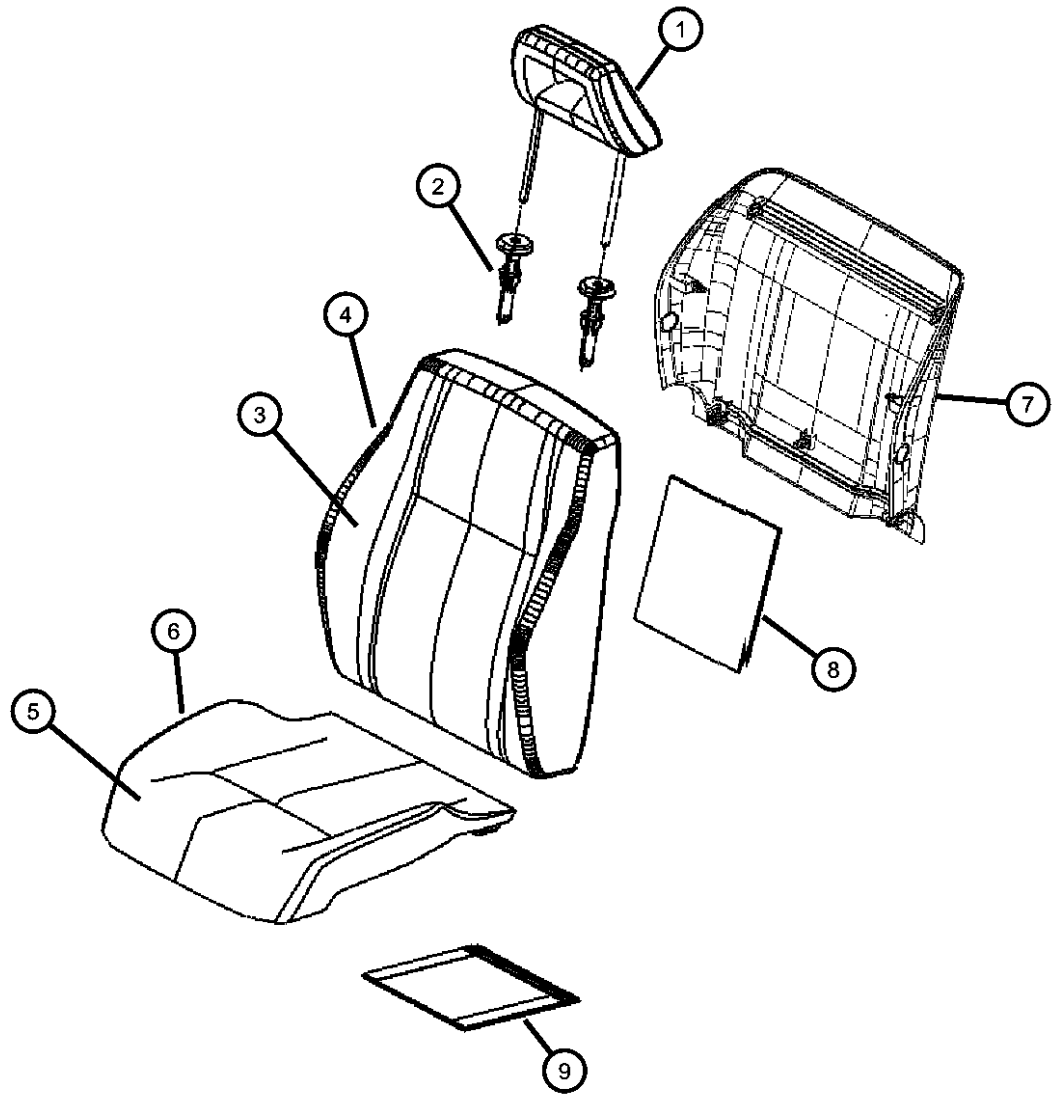
AR = use ase required - = Non illustrated part

2008 MK

<< RETURN TO GROUP INDEX

Front Seat - Bucket - Trim Code [AL]
Figure 50-505

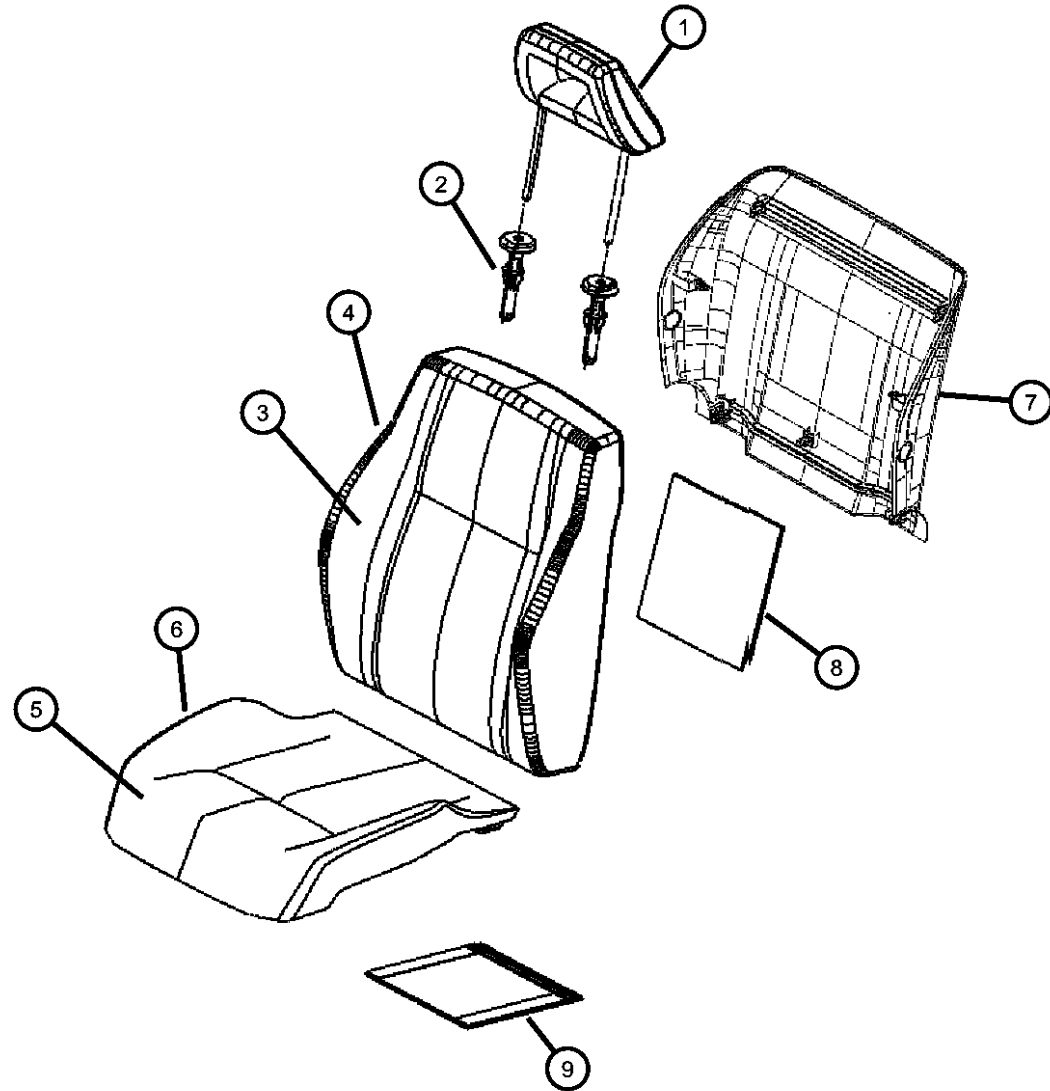
ITEM	PART NUMBER	QTY	LINE	SERIES	BODY	ENGINE	TRANS	TRIM	DESCRIPTION
------	----------------	-----	------	--------	------	--------	-------	------	-------------



		1	J, T		49			*AL	[DA] , Fold Flat
		1	J, T		74			*AL	[DA] , Fold Flat
		1	J		49, 74			*AL	[DA] , Fold Flat , Export
		1	U		49, 74			*AL	[DA] , Fold Flat , Export , RHD
		1	J, T		49			*AL	[DV] , Fold Flat , Mexico
		1	J, T		74			*AL	[DV] , Fold Flat , Mexico
		1	J, T		49			*AL	[DV] , Fold Flat
		1	J, T		74			*AL	[DV] , Fold Flat
		1	J		49, 74			*AL	[DV] , Fold Flat , Export
		1	U		49, 74			*AL	[DV] , Fold Flat , Export , RHD
	1DQ251KAAA	1	J, T		49			*AL	[KA] , Fold Flat , Mexico
		1	J, T		74			*AL	[KA] , Fold Flat , Mexico
		1	J, T		49			*AL	[KA] , Fold Flat
		1	J, T		74			*AL	[KA] , Fold Flat
		1	J		49, 74			*AL	[KA] , Fold Flat , Export
		1	U		49, 74			*AL	[KA] , Fold Flat , Export , RHD
8									PAD, Heater, Back
	05183316AA	1	J, T		49, 74			*AL	Driver
		1	J, T		49, 74			*AL	Mexico, Driver
		1	U		49, 74			*AL	Export, Driver
	05183317AA	1	J, T		49, 74			*AL	Passenger
		1	J, T		49, 74			*AL	Mexico, Passenger
		1	U		49, 74			*AL	Export, Passenger
9									PAD, Heater, Cushion
	05183318AA	2	J, T		49, 74			*AL	
		2	J		49, 74			*AL	Export
		2	J, T		49, 74			*AL	Mexico
		2	U		49, 74			*AL	Export , RHD

COMPASS/PATRIOT (MK)		BODY	ENGINE	TRANSMISSION
SERIES	LINE			
H = HIGHLINE	T = JEEP - 2WD	49 = HATCHBACK TYPE #2	ECE = 2.0L 4 Cyl DOHC DPF Diesel Engine	DEF = 6-Speed Manual Aisin BG6 Trans
L = LOWLINE	J = JEEP - 4WD	74 = SPORT UTILITY 4-DR TYPE #4	ED3 = 2.4L 4 Cyl DOHC 16V Dual VVT Engine	DD7 = 5-Speed Manual T355 Transmission
P = PREMIUM	U = JEEP - 4WD (RHD)		ECD = 2.0L 4 Cyl DOHC Diesel 16V Engine	DAV = Continuously Variable Transaxle II
			ECN = 2.0L 4 Cyl DOHC 16V Dual VVT Engine	DAW = Cont.Var. w/Off-Rd Crawl Ratio Trans

**Front Seat - Bucket -Trim Code [D7]
Figure 50-510**



ITEM	PART NUMBER	QTY	LINE	SERIES	BODY	ENGINE	TRANS	TRIM	DESCRIPTION
1	HEADREST								
	1DQ211D5AA	1	J, T		49			*D7	[DA] , Mexico
		1	J, T		74			*D7	[DA] , Mexico
		2	J		49, 74			*D7	[DA] , Export
	1DQ211K2AA	1	J, T		49			*D7	[DA]
		1	J, T		74			*D7	[DA]
		1	J, T		49			*D7	[KA] , Mexico
		1	J, T		74			*D7	[KA] , Mexico
		2	J		49, 74			*D7	[KA] , Export
		1	J, T		49			*D7	[KA]
		1	J, T		74			*D7	[KA]
2	SLEEVE, Headrest								
	1DS911DAAA	2	J, T		49			*D7	[DA], Locking
	1DS911KAAA	2	J, T		49			*D7	[KA], Locking
	1DS91BD5AA	1	J, T		49			*D7	[DA] , Mexico, Locking
		2	J		49, 74			*D7	[DA] , Export, Locking
		1	J, T		74			*D7	[DA], Locking
	1DS91DK2AA	1	J, T		74			*D7	[KA] , Mexico, Locking
		5	J, T		49			*D7	[KA] , Mexico, Locking
		5	J		49, 74			*D7	[KA] , Export, Locking
	1DS941DAAA	2	J, T		49			*D7	[DA], Slave Cylinder
	1DS941KAAA	2	J, T		49			*D7	[KA], Slave Cylinder
	1DS94BD5AA	1	J, T		49			*D7	[DA] , Mexico, Slave Cylinder
		1	J, T		74			*D7	[DA], Slave Cylinder
		1	J, T		74			*D7	[DA] , Mexico, Slave Cylinder
	1DS94DK2AA	1	J		49, 74			*D7	[DA] , Export, Slave Cylinder
		1	J, T		49			*D7	[KA] , Mexico, Slave Cylinder
		5	J		49, 74			*D7	[KA] , Export, Slave Cylinder
		1	J, T		74			*D7	[KA], Slave Cylinder
		5	J, T		74			*D7	[KA] , Mexico, Slave Cylinder
3	COVER, Front Seat Back								
	1EX001D5AA	1	J, T		74			*D7	[DA]

COMPASS/PATRIOT (MK)

SERIES	LINE	BODY	ENGINE	TRANSMISSION
H = HIGHLINE	T = JEEP - 2WD	49 = HATCHBACK TYPE #2	ECE = 2.0L 4 Cyl DOHC DPF Diesel Engine	DEF = 6-Speed Manual Aisin BG6 Trans
L = LOWLINE	J = JEEP - 4WD	74 = SPORT UTILITY 4-DR TYPE #4	ED3 = 2.4L 4 Cyl DOHC 16V Dual VVT Engine	DD7 = 5-Speed Manual T355 Transmission
P = PREMIUM	U = JEEP - 4WD (RHD)		ECD = 2.0L 4 Cyl DOHC Diesel 16V Engine	DAV = Continuously Variable Transaxle II
			ECN = 2.0L 4 Cyl DOHC 16V Dual VVT Engine	DAW = Cont.Var. w/Off-Rd Crawl Ratio Trans

AR = use ase required - = Non illustrated part

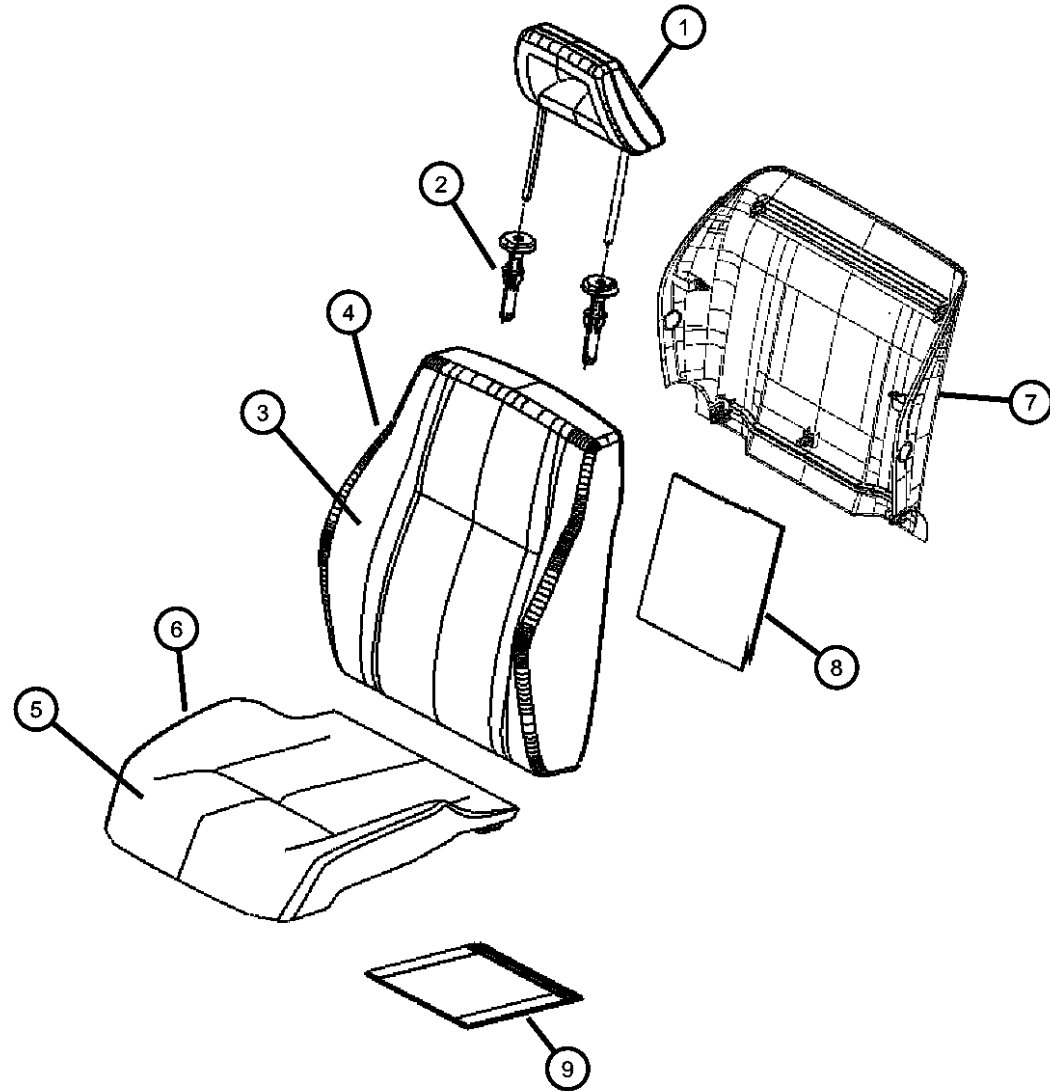
2008 MK

Front Seat - Bucket -Trim Code [D7]
Figure 50-510

ITEM	PART NUMBER	QTY	LINE	SERIES	BODY	ENGINE	TRANS	TRIM	DESCRIPTION
		1	J, T		49			*D7	[DA] , Mexico , Without [CDH] or [CJ1]
		1	J, T		74			*D7	[DA] , Mexico , Without [CDH] or [CJ1]
		1	J, T		49			*D7	[DA]
		1	J		49, 74			*D7	[DA] , Export , Without [CMA] or [CJ1]
	1EX001K2AA	1	J, T		74			*D7	[KA]
		1	J, T		49			*D7	[KA] , Mexico , Without [CDH] or [CJ1]
		1	J, T		74			*D7	[KA] , Mexico , Without [CDH] or [CJ1]
		1	J, T		49			*D7	[KA]
		1	J		49, 74			*D7	[KA] , Export , Without [CMA] or [CJ1]
	1EX211D5AA	1	J, T		49			*D7	[DA] , With [CMA] , without [CJ1]
	1EZ061D5AA	1	J, T		49			*D7	[DA] , Mexico , With [CDH] , without [CJ1]
		1	J, T		74			*D7	[DA] , Mexico , With [CDH] , without [CJ1]
		1	J, T		74			*D7	[DA] , Without [CMA] or [CJ1]
		1	J, T		49			*D7	[DA] , Without [CMA] or [CJ1]
	1EZ061K2AA	1	J, T		49			*D7	[KA] , Mexico , With [CDH] , without [CJ1]
		1	J, T		74			*D7	[KA] , Mexico , With [CDH] , without [CJ1]
		1	J, T		74			*D7	[KA] , Without [CMA] or [CJ1]
		1	J, T		49			*D7	[KA] , Without [CMA] or [CJ1]
	1HS661D5AA	1	J, T		74			*D7	[DA] , With [CMA] , without [CJ1]
		1	J, T		49			*D7	[DA] , Mexico , With [CJ1] [CDH]
		1	J, T		74			*D7	[DA] , Mexico , With [CJ1] [CDH]
		1	J, T		49			*D7	[DA] , With [CMA] , without [CJ1]
	1HS661K2AA	1	J, T		74			*D7	[KA] , With [CMA] , without [CJ1]
		1	J, T		49			*D7	[KA] , Mexico , With [CJ1] [CDH]
		1	J, T		74			*D7	[KA] , Mexico , With [CJ1] [CDH]
		1	J, T		49			*D7	[KA] , With [CMA] , without [CJ1]
	1HS671D5AA	1	J, T		74			*D7	[DA] , With [CJ1]

COMPASS/PATRIOT (MK)		BODY	ENGINE	TRANSMISSION
SERIES	LINE			
H = HIGHLINE	T = JEEP - 2WD	49 = HATCHBACK TYPE #2	ECE = 2.0L 4 Cyl DOHC DPF Diesel Engine	DEF = 6-Speed Manual Aisin BG6 Trans
L = LOWLINE	J = JEEP - 4WD	74 = SPORT UTILITY 4-DR TYPE #4	ED3 = 2.4L 4 Cyl DOHC 16V Dual VVT Engine	DD7 = 5-Speed Manual T355 Transmission
P = PREMIUM	U = JEEP - 4WD (RHD)		ECD = 2.0L 4 Cyl DOHC Diesel 16V Engine	DAV = Continuously Variable Transaxle II
			ECN = 2.0L 4 Cyl DOHC 16V Dual VVT Engine	DAW = Cont.Var. w/Off-Rd Crawl Ratio Trans

**Front Seat - Bucket -Trim Code [D7]
Figure 50-510**



ITEM	PART NUMBER	QTY	LINE	SERIES	BODY	ENGINE	TRANS	TRIM	DESCRIPTION
		1	J, T		49			*D7	[DA] , Mexico , With [CJ1] , without [CDH]
		1	J, T		74			*D7	[DA] , Mexico , With [CJ1] , without [CDH]
		1	J, T		49			*D7	[DA] , With [CJ1]
	1HS671K2AA	1	J, T		74			*D7	[KA] , With [CJ1]
		1	J, T		49			*D7	[KA] , Mexico , With [CJ1] , without [CDH]
		1	J, T		74			*D7	[KA] , Mexico , With [CJ1] , without [CDH]
	1HT581K2AA	1	J, T		49			*D7	[KA] , With [CJ1]
4									FOAM, Seat Back
	68001645AA	2	J, T		49, 74			*D7	Left
		2	J, T		49, 74			*D7	Mexico, Left
		1	U		49, 74			*D7	Export, Left
	68001646AA	1	J, T		49, 74			*D7	Right
		1	J, T		49			*D7	Mexico, Right
		1	J, T		74			*D7	Mexico, Right
		1	U		49, 74			*D7	Export, Right
5									COVER, Front Seat Cushion
	1EX191D5AA	2	J, T		49			*D7	[DA] , Mexico
		2	J, T		74			*D7	[DA] , Mexico
		2	J		49, 74			*D7	[DA] , Export
		2	J, T		49			*D7	[DA]
		2	J, T		74			*D7	[DA]
	1EX191K2AA	2	J, T		49			*D7	[KA] , Mexico
		2	J, T		74			*D7	[KA] , Mexico
		2	J		49, 74			*D7	[KA] , Export
		2	J, T		49			*D7	[KA]
		2	J, T		74			*D7	[KA]
6									FOAM, Seat Cushion
	68001647AA	2	J, T		49, 74			*D7	
		2	U		49, 74			*D7	Right & Left
7									PANEL, Front Seat Back

COMPASS/PATRIOT (MK)

SERIES

H = HIGHLINE

L = LOWLINE

P = PREMIUM

LINE

T = JEEP - 2WD

J = JEEP - 4WD

U = JEEP - 4WD (RHD)

BODY

49 = HATCHBACK TYPE #2

74 = SPORT UTILITY 4-DR

TYPE #4

ENGINE

ECE = 2.0L 4 Cyl DOHC DPF

Diesel Engine

ED3 = 2.4L 4 Cyl DOHC 16V

Dual VVT Engine

ECD = 2.0L 4 Cyl DOHC

Diesel 16V Engine

ECN = 2.0L 4 Cyl DOHC 16V

Dual VVT Engine

TRANSMISSION

DEF = 6-Speed Manual Aisin BG6

Trans

DD7 = 5-Speed Manual T355

Transmission

DAV = Continuously Variable

Transaxle II

DAW = Cont.Var. w/Off-Rd Crawl

Ratio Trans

AR = use ase required - = Non illustrated part

2008 MK

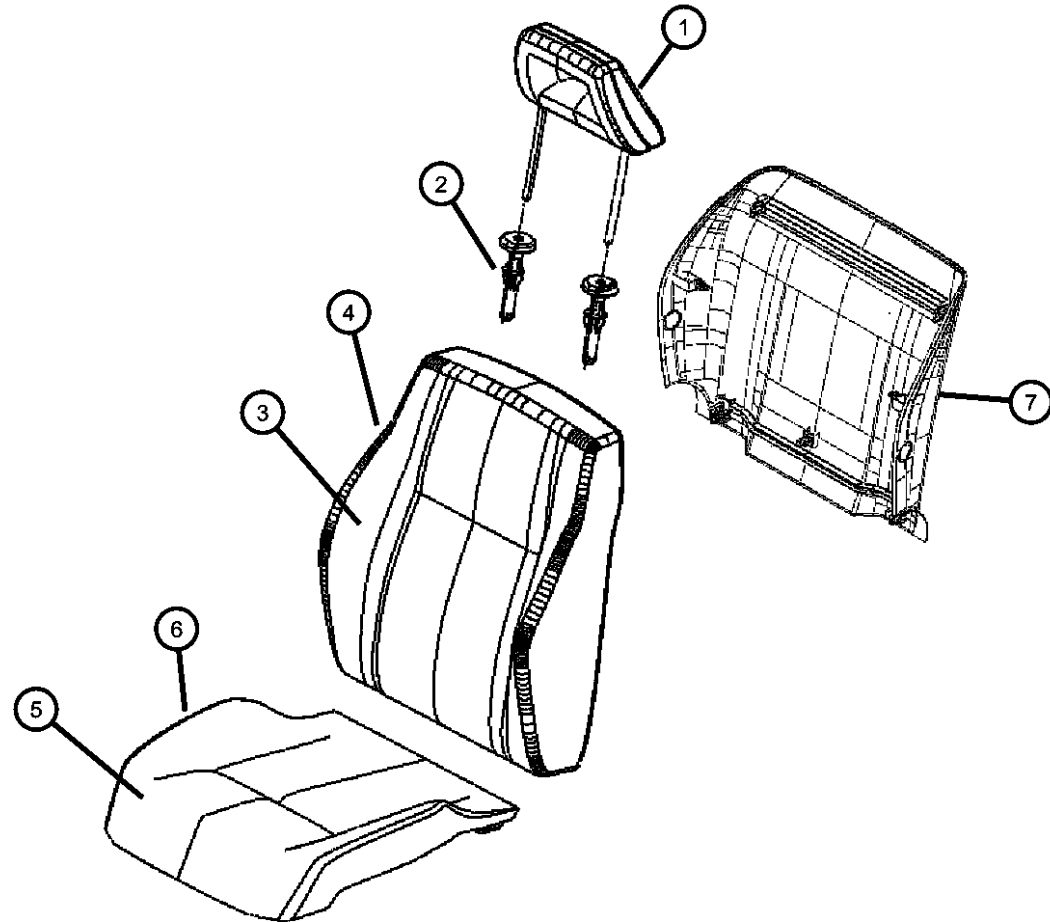
<< RETURN TO GROUP INDEX

Front Seat - Bucket -Trim Code [D7]
Figure 50-510

ITEM	PART NUMBER	QTY	LINE	SERIES	BODY	ENGINE	TRANS	TRIM	DESCRIPTION
	1DQ231D5AA	2	J, T		74			*D7	[DA] , Mexico
		1	J, T		49			*D7	[DA] , Mexico
		1	J, T		49			*D7	[DA]
		1	J, T		74			*D7	[DA]
		1	J		49, 74			*D7	[DA] , Export
	1DQ231K2AA	2	J, T		49			*D7	[KA] , Mexico
		2	J, T		74			*D7	[KA] , Mexico
		1	J, T		49			*D7	[KA]
		1	J, T		74			*D7	[KA]
		1	J		49, 74			*D7	[KA] , Export
	1DQ251D5AA	1	J, T		49			*D7	[DA] , Mexico , Fold Flat
		1	J, T		74			*D7	[DA] , Mexico , Fold Flat
		1	J, T		49			*D7	[DA] , Fold Flat
		1	J, T		74			*D7	[DA] , Fold Flat
		1	J		49, 74			*D7	[DA] , Fold Flat , Export
	1DQ251K2AA	1	J, T		74			*D7	[KA] , Mexico , Fold Flat
		1	J, T		74			*D7	[KA] , Fold Flat
		1	J, T		49			*D7	[KA] , Fold Flat
		1	J		49, 74			*D7	[KA] , Fold Flat , Export
	1DQ25DK7AA	1	J, T		49			*D7	[KA] , Mexico , Fold Flat
8									PAD, Heater, Back
	05183316AA	1	J, T		49, 74			*D7	Passenger
		1	U		49, 74			*D7	Driver
	05183317AA	1	J, T		49, 74			*D7	Driver
		1	U		49, 74			*D7	Passenger
									PAD, Heater, Cushion
9									
	05183318AA	2	J, T		49, 74			*D7	
		2	U		49, 74			*D7	

COMPASS/PATRIOT (MK)		BODY	ENGINE	TRANSMISSION
SERIES	LINE			
H = HIGHLINE	T = JEEP - 2WD	49 = HATCHBACK TYPE #2	ECE = 2.0L 4 Cyl DOHC DPF Diesel Engine	DEF = 6-Speed Manual Aisin BG6 Trans
L = LOWLINE	J = JEEP - 4WD	74 = SPORT UTILITY 4-DR TYPE #4	ED3 = 2.4L 4 Cyl DOHC 16V Dual VVT Engine	DD7 = 5-Speed Manual T355 Transmission
P = PREMIUM	U = JEEP - 4WD (RHD)		ECD = 2.0L 4 Cyl DOHC Diesel 16V Engine	DAV = Continuously Variable Transaxle II
			ECN = 2.0L 4 Cyl DOHC 16V Dual VVT Engine	DAW = Cont.Var. w/Off-Rd Crawl Ratio Trans

Front Seat - Bucket -Trim Code [E6]
Figure 50-530



ITEM	PART NUMBER	QTY	LINE	SERIES	BODY	ENGINE	TRANS	TRIM	DESCRIPTION
1	1DQ211DAAA	1	J, T		49			*E6	HEADREST [DA] , Mexico
		1	J, T		74			*E6	[DA] , Mexico
		1	J, T		74			*E6	[DA]
	1DQ211KAAA	1	J, T		49			*E6	[KA] , Mexico
		1	J, T		74			*E6	[KA] , Mexico
		1	J, T		74			*E6	[KA]
2	1DS91BD5AA	5	J, T		74			*E6	SLEEVE, Headrest [DA], Locking
		1	J, T		49			*E6	[DA] , Mexico, Locking
		1	J, T		74			*E6	[DA] , Mexico, Locking
	1DS91DK2AA	1	J, T		49			*E6	[KA] , Mexico, Locking
		1	J, T		74			*E6	[KA], Locking
		1	J, T		74			*E6	[KA] , Mexico, Locking
	1DS94BD5AA	1	J, T		49			*E6	[DA] , Mexico, Slave Cylinder
		1	J, T		74			*E6	[DA] , Mexico, Slave Cylinder
		1	J, T		74			*E6	[DA], Slave Cylinder
	1DS94DK2AA	2	J, T		74			*E6	[KA], Slave Cylinder
		1	J, T		49			*E6	[KA] , Mexico, Slave Cylinder
		1	J, T		74			*E6	[KA] , Mexico, Slave Cylinder
3	1EX21BD5AA	1	J, T		74			*E6	COVER, Front Seat Back [DA] , Mexico, Left
		1	J, T		74			*E6	[DA], Left
		1	J, T		49			*E6	[DA] , Mexico, Left
	1EX21DK2AA	1	J, T		49			*E6	[KA] , Mexico, Left
		1	J, T		74			*E6	[KA] , Mexico, Left
		1	J, T		74			*E6	[KA], Left
	1EX221DAAA	1	J, T		49			*E6	[DA] , Mexico, Right
		1	J, T		74			*E6	[DA] , Mexico, Right
		1	J, T		74			*E6	[KA], Right
	1EX22BD5AA	1	J, T		74			*E6	[DA], Right
	1EX22DK2AA	1	J, T		49			*E6	[KA] , Mexico, Right
		1	J, T		74			*E6	[KA] , Mexico, Right

COMPASS/PATRIOT (MK)

SERIES	LINE
H = HIGHLINE	T = JEEP - 2WD
L = LOWLINE	J = JEEP - 4WD
P = PREMIUM	U = JEEP - 4WD (RHD)

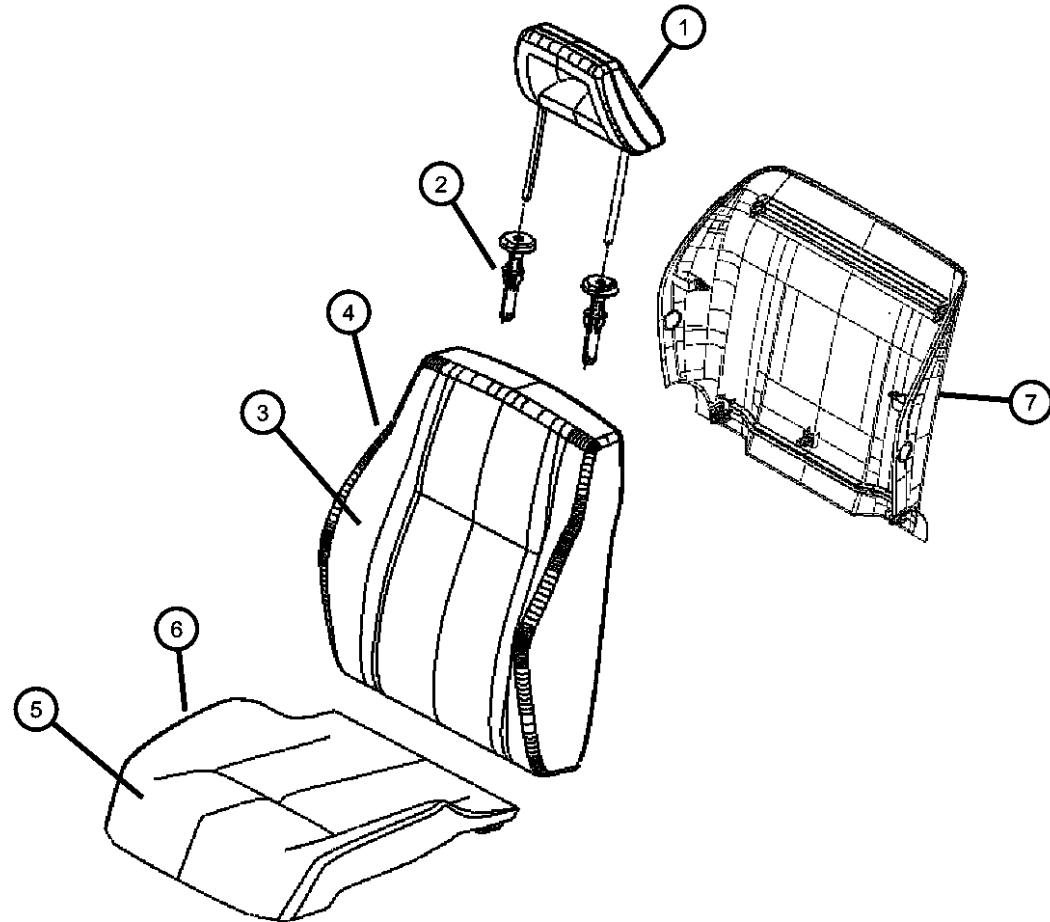
BODY
49 = HATCHBACK TYPE #2
74 = SPORT UTILITY 4-DR TYPE #4

ENGINE	TRANSMISSION
ECE = 2.0L 4 Cyl DOHC DPF Diesel Engine	DEF = 6-Speed Manual Aisin BG6 Trans
ED3 = 2.4L 4 Cyl DOHC 16V Dual VVT Engine	DD7 = 5-Speed Manual T355 Transmission
ECD = 2.0L 4 Cyl DOHC Diesel 16V Engine	DAV = Continuously Variable Transaxle II
ECN = 2.0L 4 Cyl DOHC 16V Dual VVT Engine	DAW = Cont.Var. w/Off-Rd Crawl Ratio Trans

AR = use ase required - = Non illustrated part

2008 MK

**Front Seat - Bucket -Trim Code [E6]
Figure 50-530**



ITEM	PART NUMBER	QTY	LINE	SERIES	BODY	ENGINE	TRANS	TRIM	DESCRIPTION
	1HT85BD5AA	1	J, T		74			*E6	[DA] ,Without [CDH], Left
	1HT85DK2AA	1	J, T		74			*E6	[KA] ,Without [CDH], Left
	1HT861KAAA	1	J, T		74			*E6	[KA] ,Without [CDH], Right
	1HT86BD5AA	1	J, T		74			*E6	[DA] ,Without [CDH], Right
4									FOAM, Seat Back
	68001645AA	2	J, T		49, 74			*E6	Left
		2	J, T		49, 74			*E6	Mexico, Left
		1	U		49, 74			*E6	Export, Left
	68001646AA	1	J, T		49, 74			*E6	Right
		1	J, T		49, 74			*E6	Mexico, Right
		1	U		49, 74			*E6	Export, Right
5									COVER, Front Seat Cushion
	1EX241DAAA	2	J, T		74			*E6	[DA]
	1EX241KAAA	2	J, T		74			*E6	[KA]
	1EX24BD5AA	2	J, T		49			*E6	[DA] , Mexico
		2	J, T		74			*E6	[DA] , Mexico
	1EX24DK2AA	2	J, T		74			*E6	[KA] , Mexico
		2	J, T		49			*E6	[KA] , Mexico
6									FOAM, Seat Cushion
	68001647AA	2	J, T		49, 74			*E6	Mexico, Right & Left
		2	J, T		74			*E6	, Right & Left
		2	U		49, 74			*E6	Export, Right & Left
7									PANEL, Front Seat Back
	1DQ231DAAA	2	J, T		49			*E6	[DA] , Without [CDH] , Mexico
		2	J, T		74			*E6	[DA] , Without [CDH]
	1DQ231KAAA	2	J, T		49			*E6	[KA] , Without [CDH] , Mexico
		2	J, T		74			*E6	[KA] , Without [CDH]
	1DQ251DAAA	1	J, T		49			*E6	[DA] , Mexico
		1	J, T		74			*E6	[DA]
	1DQ251KAAA	1	J, T		49			*E6	[KA] , Mexico
		1	J, T		74			*E6	[KA]

COMPASS/PATRIOT (MK)

SERIES LINE
H = HIGHLINE T = JEEP - 2WD
L = LOWLINE J = JEEP - 4WD
P = PREMIUM U = JEEP - 4WD (RHD)

BODY
49 = HATCHBACK TYPE #2
74 = SPORT UTILITY 4-DR
TYPE #4

ENGINE
ECE = 2.0L 4 Cyl DOHC DPF
Diesel Engine
ED3 = 2.4L 4 Cyl DOHC 16V
Dual VVT Engine
ECD = 2.0L 4 Cyl DOHC
Diesel 16V Engine
ECN = 2.0L 4 Cyl DOHC 16V
Dual VVT Engine
TRANSMISSION
DEF = 6-Speed Manual Aisin BG6
Trans
DD7 = 5-Speed Manual T355
Transmission
DAV = Continuously Variable
Transaxle II
DAW = Cont.Var. w/Off-Rd Crawl
Ratio Trans

AR = use ase required - = Non illustrated part

2008 MK

Front Seat - Bucket -Trim Code [K6]
Figure 50-540

ITEM	PART NUMBER	QTY	LINE	SERIES	BODY	ENGINE	TRANS	TRIM	DESCRIPTION
1	HEADREST								
	1DQ211D5AA	1	J, T		49			*K6	[DA] , Mexico
		1	J, T		74			*K6	[DA] , Mexico
		2	J, T		74			*K6	[DA] , Export
		2	J, T		49			*K6	[DA] , Export
		2	U		74, 49			*K6	[DA] , Export
		1	J, T		49			*K6	[DA]
	1DQ211DAAA	1	J, T		74			*K6	[DA]
		1	J, T		49			*K6	[DV] , Mexico
		1	J, T		74			*K6	[DV] , Mexico
		2	U		49, 74			*K6	[DV] , Export
		1	J, T		49			*K6	[DV]
		1	J, T		74			*K6	[DV]
	1DQ211K2AA	2	J, T		49			*K6	[DV] , Export
		2	J, T		74			*K6	[DV] , Export
		2	J, T		74			*K6	[KA] , Export
		1	J, T		49			*K6	[KA] , Mexico
		1	J, T		74			*K6	[KA] , Mexico
		2	J, T		49			*K6	[KA] , Export
		2	J, T		49			*K6	[KA]
		2	U		49, 74			*K6	[KA] , Export
		1	J, T		74			*K6	[KA]
	SLEEVE, Headrest								
	1DS911D1AA	1	J, T		49			*K6	[DV] , Mexico, Locking
		1	J, T		74			*K6	[DV] , Mexico, Locking
		1	J, T		49			*K6	[DV], Locking
		1	J, T		74			*K6	[DV], Locking
	1DS911DAAA	1	J, T		49			*K6	[DA], Locking
		1	J, T		74			*K6	[DA], Locking
		5	U		49, 74			*K6	[DV] , Export, Locking
	1DS911DVAA	1	J, T		74			*K6	[DV] , Export, Locking
		1	J, T		49			*K6	[DV] , Export, Locking
	1DS911KAAA	1	J, T		49			*K6	[KA], Locking

COMPASS/PATRIOT (MK)		BODY	ENGINE	TRANSMISSION
SERIES	LINE			
H = HIGHLINE L = LOWLINE P = PREMIUM	T = JEEP - 2WD J = JEEP - 4WD U = JEEP - 4WD (RHD)			
		49 = HATCHBACK TYPE #2 74 = SPORT UTILITY 4-DR TYPE #4	ECE = 2.0L 4 Cyl DOHC DPF Diesel Engine ED3 = 2.4L 4 Cyl DOHC 16V Dual VVT Engine ECD = 2.0L 4 Cyl DOHC Diesel 16V Engine ECN = 2.0L 4 Cyl DOHC 16V Dual VVT Engine	DEF = 6-Speed Manual Aisin BG6 Trans DD7 = 5-Speed Manual T355 Transmission DAV = Continuously Variable Transaxle II DAW = Cont.Var. w/Off-Rd Crawl Ratio Trans

Front Seat - Bucket -Trim Code [K6]
Figure 50-540

ITEM	PART NUMBER	QTY	LINE	SERIES	BODY	ENGINE	TRANS	TRIM	DESCRIPTION
		1	J, T		74			*K6	[KA], Locking
		5	J, T		74			*K6	[KA] , Export, Locking
		5	U		49, 74			*K6	[KA] , Export, Locking
		1	J, T		49			*K6	[KA] , Mexico, Locking
		1	J, T		74			*K6	[KA] , Mexico, Locking
		5	J, T		49			*K6	[KA] , Export, Locking
	1DS91BD5AA	1	J, T		74			*K6	[DA] , Mexico, Locking
		1	J, T		49			*K6	[DA] , Mexico, Locking
	1DS941D1AA	1	J, T		74			*K6	[DV] , Mexico, Slave Cylinder
		5	J, T		49			*K6	[DV] , Export, Slave Cylinder
		5	J, T		74			*K6	[DV] , Export, Slave Cylinder
		1	J, T		49			*K6	[DV] , Mexico, Slave Cylinder
		1	J, T		49			*K6	[DV], Slave Cylinder
	1DS941DAAA	1	J, T		74			*K6	[DV], Slave Cylinder
		1	J, T		49			*K6	[DA], Slave Cylinder
	1DS941KAAA	1	J, T		74			*K6	[DA], Slave Cylinder
		1	J, T		49			*K6	[KA], Slave Cylinder
		1	J, T		74			*K6	[KA], Slave Cylinder
		5	J, T		49			*K6	[KA] , Export, Slave Cylinder
		5	J, T		74			*K6	[KA] , Export, Slave Cylinder
		1	J, T		49			*K6	[KA] , Mexico, Slave Cylinder
		1	J, T		74			*K6	[KA] , Mexico, Slave Cylinder
	1DS94BD5AA	5	U		49, 74			*K6	[KA] , Export, Slave Cylinder
		1	J, T		74			*K6	[DA] , Mexico, Slave Cylinder
		5	J, T		49			*K6	[DA] , Export, Slave Cylinder
		5	J, T		74			*K6	[DA] , Export, Slave Cylinder
		1	J, T		49			*K6	[DA] , Mexico, Slave Cylinder
		5	U		49, 74			*K6	[DA] , Export, Slave Cylinder
3									COVER, Front Seat Back
	1HK191K2AA	2	J, T		49			*K6	[KA]
	1HK191D5AA	2	J, T		49			*K6	[DA]
		2	J, T		74			*K6	[DA]

COMPASS/PATRIOT (MK)		BODY	ENGINE	TRANSMISSION
SERIES	LINE			
H = HIGHLINE	T = JEEP - 2WD	49 = HATCHBACK TYPE #2	ECE = 2.0L 4 Cyl DOHC DPF Diesel Engine	DEF = 6-Speed Manual Aisin BG6 Trans
L = LOWLINE	J = JEEP - 4WD	74 = SPORT UTILITY 4-DR TYPE #4	ED3 = 2.4L 4 Cyl DOHC 16V Dual VVT Engine	DD7 = 5-Speed Manual T355 Transmission
P = PREMIUM	U = JEEP - 4WD (RHD)		ECD = 2.0L 4 Cyl DOHC Diesel 16V Engine	DAV = Continuously Variable Transaxle II
			ECN = 2.0L 4 Cyl DOHC 16V Dual VVT Engine	DAW = Cont.Var. w/Off-Rd Crawl Ratio Trans

Front Seat - Bucket -Trim Code [K6]
Figure 50-540

ITEM	PART NUMBER	QTY	LINE	SERIES	BODY	ENGINE	TRANS	TRIM	DESCRIPTION
	1HK19BD5AA	1	J, T		74			*K6	[DA] , Mexico , Without [CMA] or [CJ1]
		2	J, T		74			*K6	[KA]
		1	J, T		49			*K6	[DA] , Mexico , Without [CMA] or [CJ1]
		1	J, T		49			*K6	[DA] , Export , Without [CJ1]
		1	J, T		74			*K6	[DA] , Export , Without [CJ1]
	1HK19DK2AA	1	J, T		74			*K6	[KA] , Mexico , Without [CMA] or [CJ1]
		1	J, T		49			*K6	[KA] , Mexico , Without [CMA] or [CJ1]
		1	J, T		49			*K6	[KA] , Export , Without [CJ1]
		1	J, T		74			*K6	[KA] , Export , Without [CJ1]
	1HM151D5AA	1	U		49, 74			*K6	[DA] , Export , Without [CMA] or [CJ1], Left
	1HM151K2AA	1	U		49, 74			*K6	[KA] , Export , Without [CMA] or [CJ1], Left
	1HR721D5AA	1	U		49, 74			*K6	[DA] , Export , Without [CMA] or [CJ1], Right
	1HR721K2AA	1	U		49, 74			*K6	[KA] , Export , Without [CMA] or [CJ1], Right
	1HS641D5AA	1	J, T		49			*K6	[DA] , Mexico , With [CDH] [CJ1]
		1	J, T		74			*K6	[DA] , Mexico , With [CDH] [CJ1]
	1HS641K2AA	1	J, T		49			*K6	[KA] , Export , With [CJ1] , without [CMA], Right
		1	J, T		74			*K6	[KA] , Export , With [CJ1] , without [CMA], Right
		1	J, T		49			*K6	[DA] , Export , With [CJ1] , without [CMA], Right
		1	J, T		74			*K6	[DA] , Export , With [CJ1] , without [CMA], Right
	1HS651D5AA	1	J, T		49			*K6	[DA] , Export , With [CJ1] , without [CMA], Left
		1	J, T		74			*K6	[DA] , Export , With [CJ1] , without [CMA], Left
		1	J, T		49			*K6	[DA] , Mexico , With [CJ1] , without [CDH]
		1	J, T		49			*K6	[KA] , Mexico , With [CDH] [CJ1]
		1	J, T		74			*K6	[KA] , Mexico , With [CDH] [CJ1]
		1	J, T		74			*K6	[DA] , Mexico , With [CJ1] , without [CDH]

COMPASS/PATRIOT (MK)		BODY	ENGINE	TRANSMISSION
SERIES	LINE			
H = HIGHLINE	T = JEEP - 2WD	49 = HATCHBACK TYPE #2	ECE = 2.0L 4 Cyl DOHC DPF Diesel Engine	DEF = 6-Speed Manual Aisin BG6 Trans
L = LOWLINE	J = JEEP - 4WD	74 = SPORT UTILITY 4-DR TYPE #4	ED3 = 2.4L 4 Cyl DOHC 16V Dual VVT Engine	DD7 = 5-Speed Manual T355 Transmission
P = PREMIUM	U = JEEP - 4WD (RHD)		ECD = 2.0L 4 Cyl DOHC Diesel 16V Engine	DAV = Continuously Variable Transaxle II
			ECN = 2.0L 4 Cyl DOHC 16V Dual VVT Engine	DAW = Cont.Var. w/Off-Rd Crawl Ratio Trans

AR = use ase required - = Non illustrated part

Front Seat - Bucket -Trim Code [K6]
Figure 50-540

ITEM	PART NUMBER	QTY	LINE	SERIES	BODY	ENGINE	TRANS	TRIM	DESCRIPTION
		1	J, T		74			*K6	[DA] , With [CJ1]
	1HS651K2AA	1	J, T		49			*K6	[KA] , Export , With [CJ1] , without [CMA], Left
		1	J, T		74			*K6	[KA] , Export , With [CJ1] , without [CMA], Left
		1	J, T		49			*K6	[KA] , Mexico , With [CJ1] , without [CDH]
		1	J, T		74			*K6	[KA] , Mexico , With [CJ1] , without [CDH]
	1HS661D5AA	1	J, T		74			*K6	[DA] , Export , With [CJ1] [CMA], Right
		1	J, T		74			*K6	[KA] , With [CJ1]
		1	J, T		49			*K6	[DA] , Export , With [CJ1] [CMA], Right
	1HS661K2AA	1	J, T		49			*K6	[KA] , Export , With [CJ1] [CMA], Right
		1	J, T		74			*K6	[KA] , Export , With [CJ1] [CMA], Right
	1HS671D5AA	1	J, T		74			*K6	[DA] , Export , With [CJ1] [CMA], Left
		1	J, T		49			*K6	[DA] , Export , With [CJ1] [CMA], Left
	1HS671K2AA	1	J, T		74			*K6	[KA] , Export , With [CJ1] [CMA], Left
		1	J, T		49			*K6	[KA] , Export , With [CJ1] [CMA], Left
	1HT551D5AA	1	U		49, 74			*K6	[DA] , Export , With [CJ1] , without [CMA], Left
	1HT551K2AA	1	U		49, 74			*K6	[KA] , Export , With [CJ1] , without [CMA], Left
	1HT561D5AA	1	U		49, 74			*K6	[DA] , Export , With [CJ1] , without [CMA], Right
	1HT561K2AA	1	U		49, 74			*K6	[KA] , Export , With [CJ1] , without [CMA], Right
	1KP591K2AA	1	J, T		49			*K6	[KA] , Without [CMA] or [CJ1]
		1	J, T		74			*K6	[KA] , Without [CMA] or [CJ1]
	1KP59XDVAA	1	J, T		74			*K6	[DV] , Without [CMA] or [CJ1]
		1	J, T		49			*K6	[DV] , Without [CMA] or [CJ1]
	1LH831DVAA	1	J, T		49			*K6	[DV] , With [CAX] [CDW] [CDH] [CMA] , without [CJ1] or [CDL]
		1	J, T		74			*K6	[DV] , With [CAX] [CDW] [CDH] [CMA] , without [CJ1] or [CDL]

COMPASS/PATRIOT (MK)		BODY	ENGINE	TRANSMISSION
SERIES	LINE			
H = HIGHLINE	T = JEEP - 2WD	49 = HATCHBACK TYPE #2	ECE = 2.0L 4 Cyl DOHC DPF Diesel Engine	DEF = 6-Speed Manual Aisin BG6 Trans
L = LOWLINE	J = JEEP - 4WD	74 = SPORT UTILITY 4-DR TYPE #4	ED3 = 2.4L 4 Cyl DOHC 16V Dual VVT Engine	DD7 = 5-Speed Manual T355 Transmission
P = PREMIUM	U = JEEP - 4WD (RHD)		ECD = 2.0L 4 Cyl DOHC Diesel 16V Engine	DAV = Continuously Variable Transaxle II
			ECN = 2.0L 4 Cyl DOHC 16V Dual VVT Engine	DAW = Cont.Var. w/Off-Rd Crawl Ratio Trans

Front Seat - Bucket -Trim Code [K6]
Figure 50-540

ITEM	PART NUMBER	QTY	LINE	SERIES	BODY	ENGINE	TRANS	TRIM	DESCRIPTION
4	1LH831K2AA	1	J, T		49			*K6	[KA] , With [CAX] [CDW] [CDH] [CMA] , without [CJ1] or [CDL]
		1	J, T		74			*K6	[KA] , With [CAX] [CDW] [CDH] [CMA] , without [CJ1] or [CDL]
									FOAM, Seat Back
	68001645AA	2	J, T		49			*K6	Left
		1	J, T		74, 49			*K6	Mexico, Left
		1	J, T		49			*K6	Export, Left
		1	J, T		74			*K6	Export, Left
	68001646AA	1	J, T		49, 74			*K6	Mexico, Right
		1	J, T		49			*K6	Export, Right
		1	J, T		74			*K6	Export, Right
		1	J, T		49			*K6	Right
		1	J, T		74			*K6	Right
									COVER, Front Seat Cushion
	1HK201D5AA	2	J, T		49			*K6	[DA]
		2	J, T		74			*K6	[DA]
	1HK20BD5AA	1	J, T		49			*K6	[DA] , Mexico
5		1	J, T		74			*K6	[DA] , Mexico
		1	J, T		49			*K6	[DA] , Export
		1	J, T		74			*K6	[DA] , Export
		1	U		49, 74			*K6	[DA] , Export , RHD
	1HK20DK2AA	2	J, T		74			*K6	[KA] , Mexico
		2	J, T		49			*K6	[KA] , Mexico
		1	J, T		49			*K6	[KA]
		1	J, T		74			*K6	[KA]
		1	J, T		49			*K6	[KA] , Export
		1	U		49, 74			*K6	[KA] , Export , RHD
		1	J, T		74			*K6	[KA] , Export
	1KP601K2AA	1	J, T		49			*K6	[KA] , Export , Without [CMA]
		1	J, T		74			*K6	[KA] , Export , Without [CMA]
	1KP651K2AA	1	J, T		74			*K6	[KA] , Export , With [CMA]
	1KP60XDVAA	1	J, T		49			*K6	[DV] , Export , Without [CMA]

COMPASS/PATRIOT (MK)		BODY	ENGINE	TRANSMISSION
SERIES	LINE			
H = HIGHLINE	T = JEEP - 2WD	49 = HATCHBACK TYPE #2	ECE = 2.0L 4 Cyl DOHC DPF Diesel Engine	DEF = 6-Speed Manual Aisin BG6 Trans
L = LOWLINE	J = JEEP - 4WD	74 = SPORT UTILITY 4-DR TYPE #4	ED3 = 2.4L 4 Cyl DOHC 16V Dual VVT Engine	DD7 = 5-Speed Manual T355 Transmission
P = PREMIUM	U = JEEP - 4WD (RHD)		ECD = 2.0L 4 Cyl DOHC Diesel 16V Engine	DAV = Continuously Variable Transaxle II
			ECN = 2.0L 4 Cyl DOHC 16V Dual VVT Engine	DAW = Cont.Var. w/Off-Rd Crawl Ratio Trans

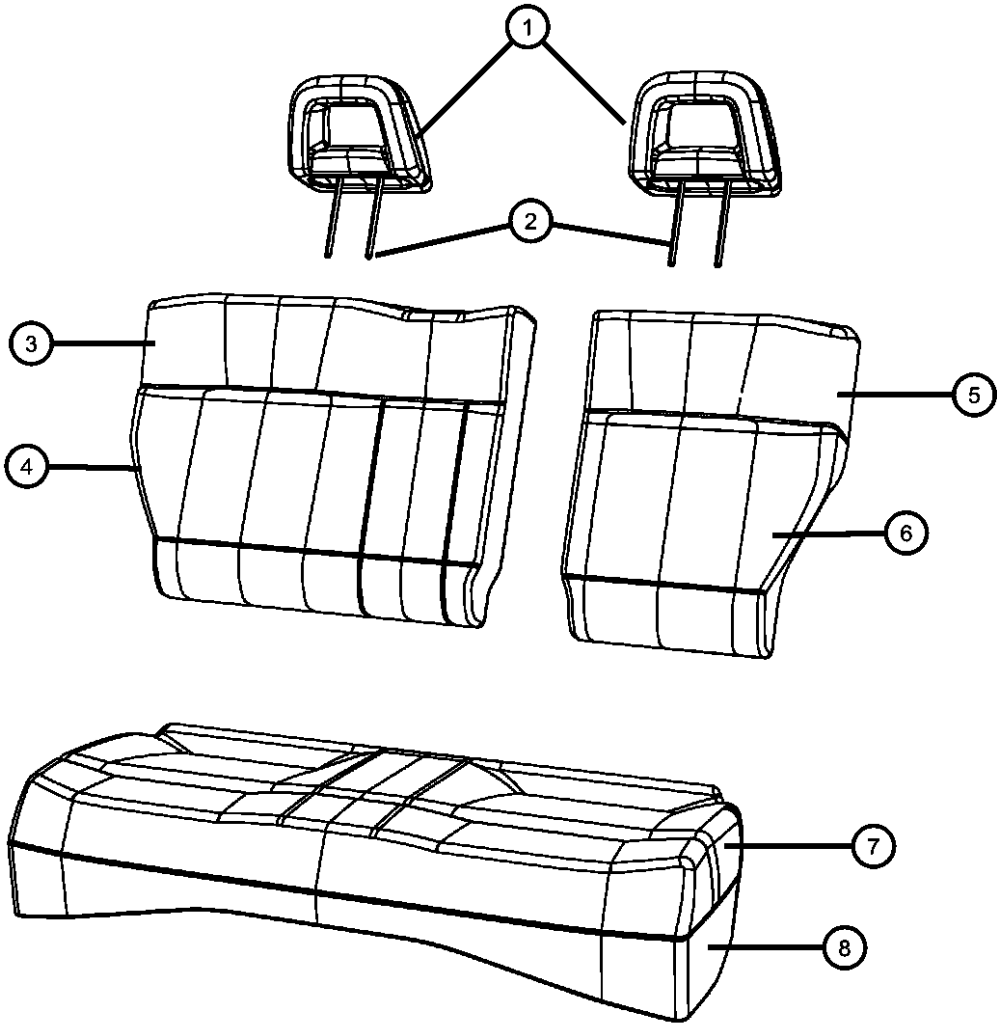
Front Seat - Bucket -Trim Code [K6]
Figure 50-540

ITEM	PART NUMBER	QTY	LINE	SERIES	BODY	ENGINE	TRANS	TRIM	DESCRIPTION
		1	J, T		74			*K6	[DV] , Export , Without [CMA]
		1	J, T		49			*K6	[KA] , Export , With [CMA]
	1KP65XDVAA	1	J, T		49			*K6	[DV] , Export , With [CMA]
		1	J, T		74			*K6	[DV] , Export , With [CMA]
	1LH781DVAA	2	J, T		74			*K6	[KA]
		2	J, T		49			*K6	[DV]
		2	J, T		49			*K6	[KA]
		2	J, T		74			*K6	[DV]
6									FOAM, Seat Cushion
	68001647AA	2	J, T		49			*K6	Right & Left
		2	U		49, 74			*K6	Export, Right & Left
7									PANEL, Seat Back
	05183352AA	1	J, T		49			*K6	
		1	J, T		49, 74			*K6	Mexico
		1	J, T		74			*K6	
8									PAD, Heater, Back
	05183316AA	1	J, T		49			*K6	Driver
		1	U		49, 74			*K6	Driver
	05183317AA	1	J, T		49			*K6	Passenger
		1	U		49, 74			*K6	Passenger
9									PAD, Heater, Cushion
	05183318AA	2	J, T		49			*K6	Export
		2	J, T		49			*K6	
		2	J, T		74			*K6	Export
		2	U		49, 74			*K6	
		2	J, T		74			*K6	

COMPASS/PATRIOT (MK)		BODY	ENGINE	TRANSMISSION
SERIES	LINE			
H = HIGHLINE	T = JEEP - 2WD	49 = HATCHBACK TYPE #2	ECE = 2.0L 4 Cyl DOHC DPF Diesel Engine	DEF = 6-Speed Manual Aisin BG6 Trans
L = LOWLINE	J = JEEP - 4WD	74 = SPORT UTILITY 4-DR TYPE #4	ED3 = 2.4L 4 Cyl DOHC 16V Dual VVT Engine	DD7 = 5-Speed Manual T355 Transmission
P = PREMIUM	U = JEEP - 4WD (RHD)		ECD = 2.0L 4 Cyl DOHC Diesel 16V Engine	DAV = Continuously Variable Transaxle II
			ECN = 2.0L 4 Cyl DOHC 16V Dual VVT Engine	DAW = Cont.Var. w/Off-Rd Crawl Ratio Trans

AR = use ase required - = Non illustrated part

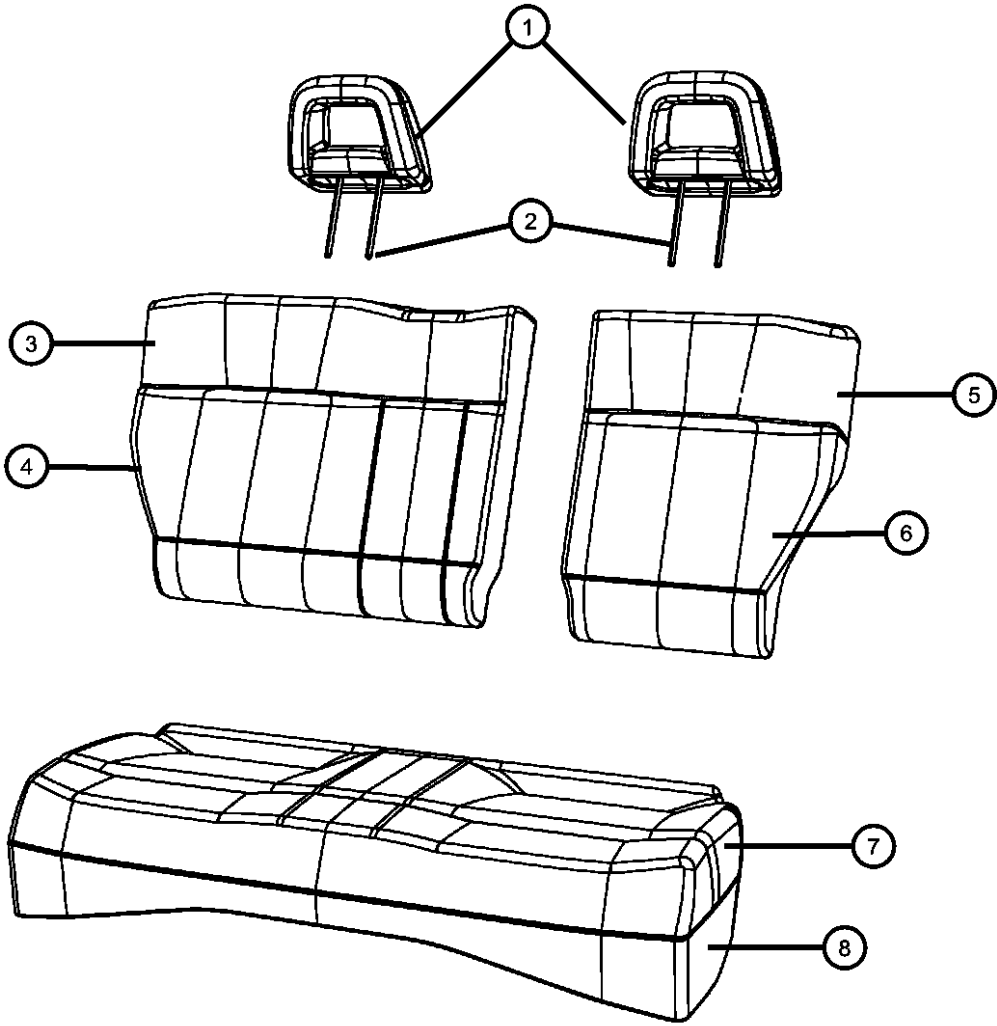
Rear Seat - 60/40 - Trim Code [AL]
Figure 50-640



ITEM	PART NUMBER	QTY	LINE	SERIES	BODY	ENGINE	TRANS	TRIM	DESCRIPTION
1									HEADREST, Rear
	1ER341DAAA	2	J, T		49			*AL	[DA] , Mexico
		2	J, T		74			*AL	[DA] , Mexico
		2	J		49, 74			*AL	[DA] , Export
		2	U		49, 74			*AL	[DA] , Export
		2	J, T		74			*AL	[DV] , Mexico
		2	J		49, 74			*AL	[DV] , Export
		2	U		49, 74			*AL	[DV] , Export
	1ER341DVAA	1	J, T		49			*AL	[DV] , Mexico
	1ER341KAAA	2	J, T		49			*AL	[KA] , Mexico
		2	J, T		74			*AL	[KA] , Mexico
		2	J		49, 74			*AL	[KA] , Export
		2	U		49, 74			*AL	[KA] , Export
2									SLEEVE, Headrest
	1DS911D1AA	2	J, T		74			*AL	[DV] , Mexico, Locking
		5	J		49, 74			*AL	[DV] , Export, Locking
		5	U		49, 74			*AL	[DV] , Export, Locking
		2	J, T		49			*AL	[DV], Locking
		2	J, T		74			*AL	[DV], Locking
	1DS911DVAA	1	J, T		49			*AL	[DV] , Mexico, Locking
	1DS911KAAA	2	J, T		49			*AL	[KA] , Mexico, Locking
		2	J, T		74			*AL	[KA] , Mexico, Locking
		5	J		49, 74			*AL	[KA] , Export, Locking
		5	U		49, 74			*AL	[KA] , Export, Locking
		2	J, T		49			*AL	[KA], Locking
		2	J, T		74			*AL	[KA], Locking
	1DS91BD5AA	5	J		49, 74			*AL	[DA] , Export, Locking
		5	U		49, 74			*AL	[DA] , Export, Locking
		2	J, T		74			*AL	[DA], Locking
		2	J, T		49			*AL	[DA], Locking
		1	J, T		49			*AL	[DA] , Mexico, Locking
		1	J, T		74			*AL	[DA] , Mexico, Locking
	1DS941D1AA	2	J, T		49			*AL	[DV] , Mexico, Slave Cylinder

COMPASS/PATRIOT (MK)		BODY		ENGINE	TRANSMISSION
SERIES	LINE				
H = HIGHLINE	T = JEEP - 2WD	49 = HATCHBACK TYPE #2		ECE = 2.0L 4 Cyl DOHC DPF Diesel Engine	DEF = 6-Speed Manual Aisin BG6 Trans
L = LOWLINE	J = JEEP - 4WD	74 = SPORT UTILITY 4-DR TYPE #4		ED3 = 2.4L 4 Cyl DOHC 16V Dual VVT Engine	DD7 = 5-Speed Manual T355 Transmission
P = PREMIUM	U = JEEP - 4WD (RHD)			ECD = 2.0L 4 Cyl DOHC Diesel 16V Engine	DAV = Continuously Variable Transaxle II
				ECN = 2.0L 4 Cyl DOHC 16V Dual VVT Engine	DAW = Cont.Var. w/Off-Rd Crawl Ratio Trans

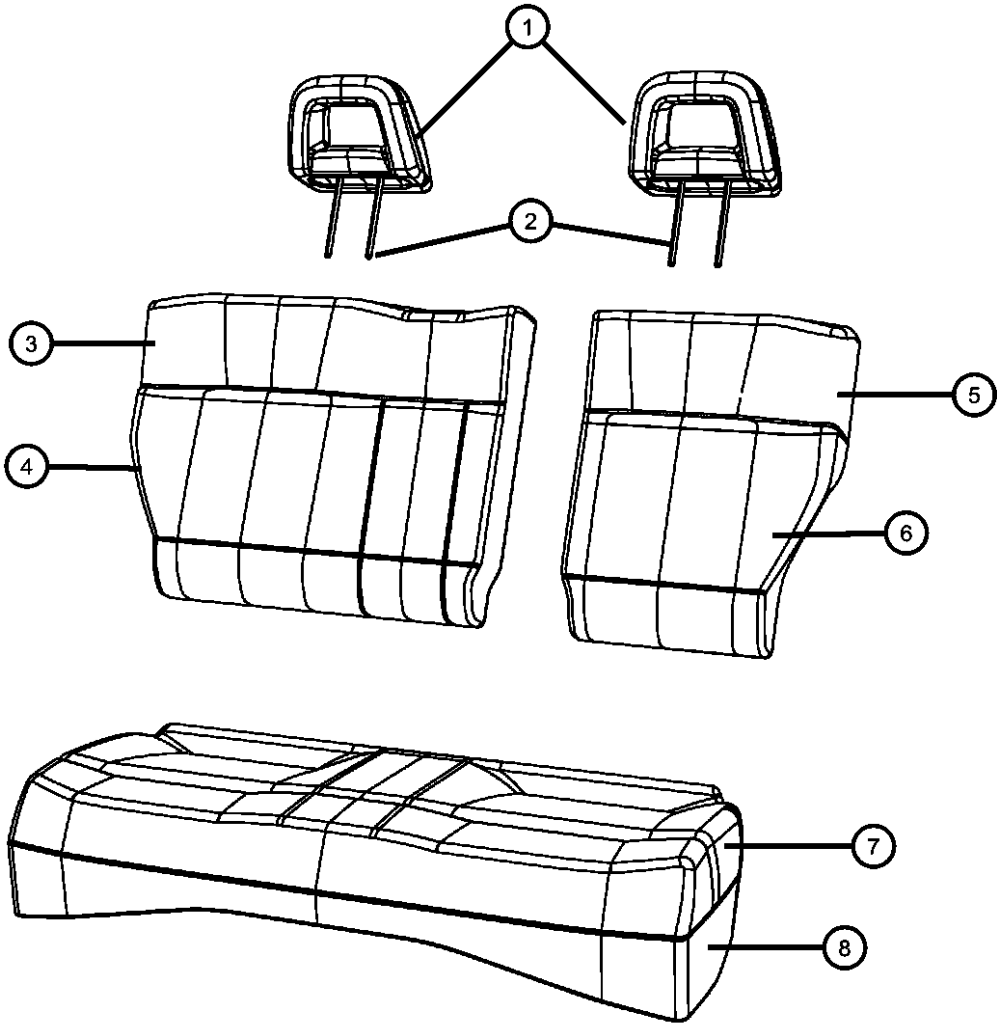
Rear Seat - 60/40 - Trim Code [AL]
Figure 50-640



ITEM	PART NUMBER	QTY	LINE	SERIES	BODY	ENGINE	TRANS	TRIM	DESCRIPTION
		2	J, T		74			*AL	[DV] , Mexico, Slave Cylinder
		5	J		49, 74			*AL	[DV] , Export, Slave Cylinder
		5	U		49, 74			*AL	[DV] , Export, Slave Cylinder
		2	J, T		49			*AL	[DV], Slave Cylinder
		2	J, T		74			*AL	[DV], Slave Cylinder
	1DS941KAAA	2	J, T		49			*AL	[KA] , Mexico, Slave Cylinder
		2	J, T		74			*AL	[KA] , Mexico, Slave Cylinder
		5	J		49, 74			*AL	[KA] , Export, Slave Cylinder
		5	U		49, 74			*AL	[KA] , Export, Slave Cylinder
		2	J, T		49			*AL	[KA], Slave Cylinder
		2	J, T		74			*AL	[KA], Slave Cylinder
	1DS94BD5AA	2	J, T		74			*AL	[DA] , Mexico, Slave Cylinder
		5	J		49, 74			*AL	[DA] , Export, Slave Cylinder
		5	U		49, 74			*AL	[DA] , Export, Slave Cylinder
		1	J, T		49			*AL	[DV], Slave Cylinder
		1	J, T		74			*AL	[DV], Slave Cylinder
		1	J, T		49			*AL	[DA] , Mexico, Slave Cylinder
3									COVER, Rear Seat Back, 60% Side
	1FA321DAAA	1	J, T		49			*AL	[DA] , Mexico
		1	J, T		74			*AL	[DA] , Mexico
		1	J, T		49			*AL	[DA]
		1	J, T		74			*AL	[DA]
		1	J, T		49			*AL	[DV] , Mexico
		1	J, T		74			*AL	[DV] , Mexico
		1	J, T		49			*AL	[DV]
		1	J, T		74			*AL	[DV]
	1FA321KAAA	1	J, T		49			*AL	[KA] , Mexico
		1	J, T		74			*AL	[KA] , Mexico
		1	J, T		49			*AL	[KA]
		1	J, T		74			*AL	[KA]
4									FOAM, Seat Back, 60% Side
	68003298AA	1	J		49, 74			*AL	

COMPASS/PATRIOT (MK)		BODY		ENGINE	TRANSMISSION
SERIES	LINE				
H = HIGHLINE	T = JEEP - 2WD	49 = HATCHBACK TYPE #2		ECE = 2.0L 4 Cyl DOHC DPF Diesel Engine	DEF = 6-Speed Manual Aisin BG6 Trans
L = LOWLINE	J = JEEP - 4WD	74 = SPORT UTILITY 4-DR TYPE #4		ED3 = 2.4L 4 Cyl DOHC 16V Dual VVT Engine	DD7 = 5-Speed Manual T355 Transmission
P = PREMIUM	U = JEEP - 4WD (RHD)			ECD = 2.0L 4 Cyl DOHC Diesel 16V Engine	DAV = Continuously Variable Transaxle II
				ECN = 2.0L 4 Cyl DOHC 16V Dual VVT Engine	DAW = Cont.Var. w/Off-Rd Crawl Ratio Trans

Rear Seat - 60/40 - Trim Code [AL]
Figure 50-640

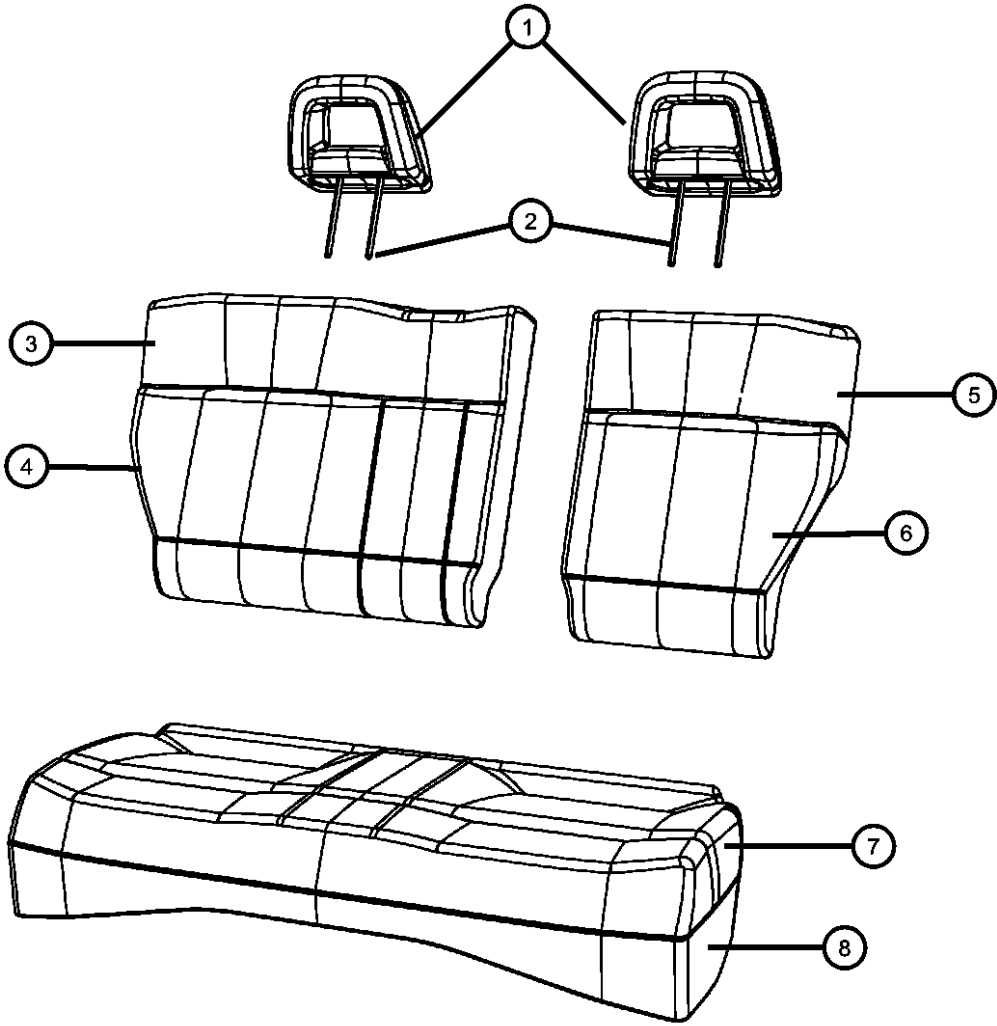


ITEM	PART NUMBER	QTY	LINE	SERIES	BODY	ENGINE	TRANS	TRIM	DESCRIPTION
5	68003300AA	1	U		49, 74			*AL	COVER, Rear Seat Back, 40% Side
		1	J, T		74			*AL	
		1	J, T		49			*AL	
		1	J, T		49, 74			*AL	
	1FA331DAAA	1	J, T		49			*AL	
		1	J, T		74			*AL	
		1	J, T		49			*AL	
		1	J, T		74			*AL	
	1FA331DVAA	1	J, T		49			*AL	
		1	J, T		74			*AL	
6	1FA331KAAA	1	J, T		49			*AL	FOAM, Seat Back, 40% Side
		1	J, T		74			*AL	
		1	J, T		49			*AL	
		1	J, T		74			*AL	
	68003301AA	1	J, T		49			*AL	
		1	J, T		74			*AL	
	1EX261DAAA	1	J, T		49			*AL	COVER, Rear Seat Cushion
		1	J, T		74			*AL	
		1	J		49, 74			*AL	
		1	J, T		49			*AL	
7	1EX261KAAA	1	J, T		74			*AL	
		1	J, T		49			*AL	
		1	J, T		49			*AL	
		1	J		49, 74			*AL	
	1EX261KAAA	1	J, T		74			*AL	
		1	J, T		49			*AL	
		1	J, T		74			*AL	
		1	J		49, 74			*AL	

COMPASS/PATRIOT (MK)		BODY	ENGINE	TRANSMISSION
SERIES	LINE			
H = HIGHLINE	T = JEEP - 2WD	49 = HATCHBACK TYPE #2	ECE = 2.0L 4 Cyl DOHC DPF Diesel Engine	DEF = 6-Speed Manual Aisin BG6 Trans
L = LOWLINE	J = JEEP - 4WD	74 = SPORT UTILITY 4-DR TYPE #4	ED3 = 2.4L 4 Cyl DOHC 16V Dual VVT Engine	DD7 = 5-Speed Manual T355 Transmission
P = PREMIUM	U = JEEP - 4WD (RHD)		ECD = 2.0L 4 Cyl DOHC Diesel 16V Engine	DAV = Continuously Variable Transaxle II
			ECN = 2.0L 4 Cyl DOHC 16V Dual VVT Engine	DAW = Cont.Var. w/Off-Rd Crawl Ratio Trans

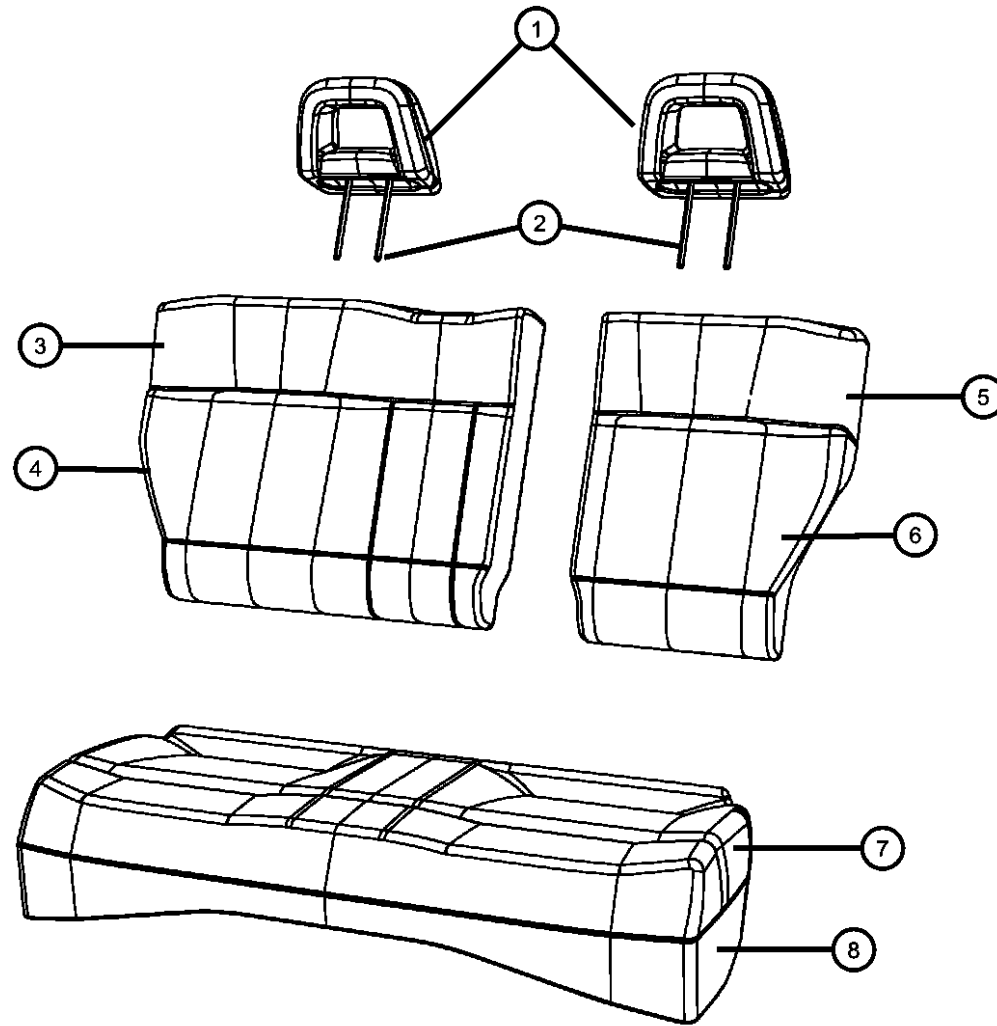
Rear Seat - 60/40 - Trim Code [AL]
Figure 50-640

ITEM	PART NUMBER	QTY	LINE	SERIES	BODY	ENGINE	TRANS	TRIM	DESCRIPTION
8		1	J		49, 74			*AL	[KA] , Export
		1	J, T		49			*AL	[KA]
		1	J, T		74			*AL	[KA]
		1	J, T		49			*AL	[KA] , Mexico
									FOAM, Seat Cushion
	68001881AA	1	J		49, 74			*AL	Export
		1	U		49, 74			*AL	Export
	68024678AA	1	J, T		49			*AL	Mexico
		1	J, T		49, 74			*AL	



COMPASS/PATRIOT (MK)		BODY	ENGINE	TRANSMISSION
SERIES	LINE			
H = HIGHLINE	T = JEEP - 2WD	49 = HATCHBACK TYPE #2	ECE = 2.0L 4 Cyl DOHC DPF Diesel Engine	DEF = 6-Speed Manual Aisin BG6 Trans
L = LOWLINE	J = JEEP - 4WD	74 = SPORT UTILITY 4-DR TYPE #4	ED3 = 2.4L 4 Cyl DOHC 16V Dual VVT Engine	DD7 = 5-Speed Manual T355 Transmission
P = PREMIUM	U = JEEP - 4WD (RHD)		ECD = 2.0L 4 Cyl DOHC Diesel 16V Engine	DAV = Continuously Variable Transaxle II
			ECN = 2.0L 4 Cyl DOHC 16V Dual VVT Engine	DAW = Cont.Var. w/Off-Rd Crawl Ratio Trans

**Rear Seats - 60/40 - Trim Code [D7]
Figure 50-645**



ITEM	PART NUMBER	QTY	LINE	SERIES	BODY	ENGINE	TRANS	TRIM	DESCRIPTION
1	HEADREST, Rear								
	1ER341D5AA	2	J, T		49			*D7	[DA] , Mexico
		2	J, T		74			*D7	[DA] , Mexico
		2	J		49, 74			*D7	[DA] , Export
		2	J, T		49			*D7	[DA]
		2	J, T		74			*D7	[DA]
	1ER341K2AA	2	J		49, 74			*D7	[KA] , Export
		2	J, T		49			*D7	[KA] , Mexico
		2	J, T		74			*D7	[KA] , Mexico
		2	J, T		49			*D7	[KA]
		2	J, T		74			*D7	[KA]
2	SLEEVE, Headrest								
	1DS911DAAA	2	J, T		49			*D7	[DA], Locking
	1DS911KAAA	2	J, T		49			*D7	[KA], Locking
	1DS91BD5AA	1	J, T		49			*D7	[DA] , Mexico, Locking
		1	J, T		74			*D7	[DA] , Mexico, Locking
		5	J		49, 74			*D7	[DA] , Export, Locking
		1	J, T		74			*D7	[DA], Locking
	1DS91DK2AA	1	J, T		49			*D7	[KA] , Mexico, Locking
		1	J, T		74			*D7	[KA] , Mexico, Locking
		5	J		49, 74			*D7	[KA] , Export, Locking
		1	J, T		74			*D7	[KA], Locking
	1DS941DAAA	2	J, T		49			*D7	[DA], Slave Cylinder
	1DS941KAAA	2	J, T		49			*D7	[KA], Slave Cylinder
	1DS94BD5AA	1	J, T		49			*D7	[DA] , Mexico, Slave Cylinder
		1	J, T		74			*D7	[DA] , Mexico, Slave Cylinder
		5	J		49, 74			*D7	[DA] , Export, Slave Cylinder
		1	J, T		74			*D7	[DA], Slave Cylinder
	1DS94DK2AA	1	J, T		49			*D7	[KA] , Mexico, Slave Cylinder
		1	J, T		74			*D7	[KA] , Mexico, Slave Cylinder
		5	J		49, 74			*D7	[KA] , Export, Slave Cylinder
		1	J, T		74			*D7	[KA], Slave Cylinder

COMPASS/PATRIOT (MK)

SERIES LINE
H = HIGHLINE T = JEEP - 2WD
L = LOWLINE J = JEEP - 4WD
P = PREMIUM U = JEEP - 4WD (RHD)

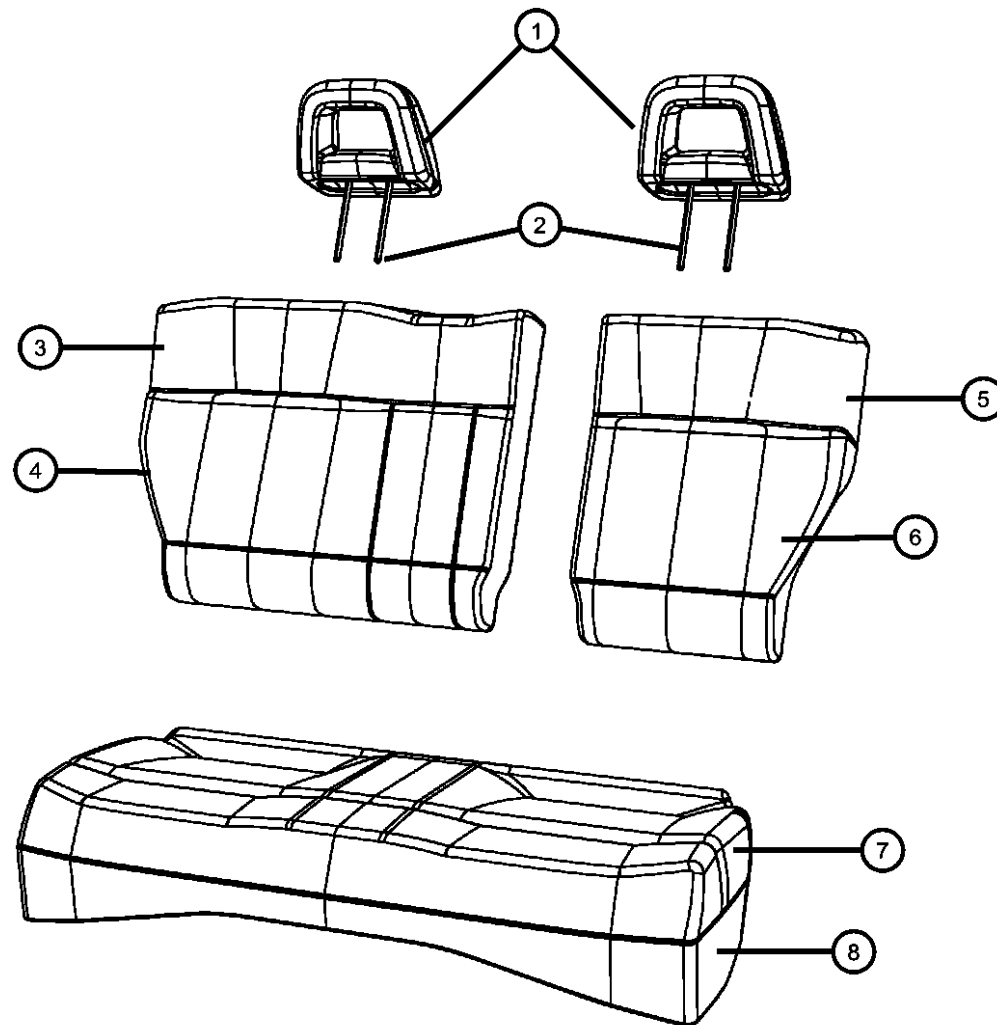
BODY
49 = HATCHBACK TYPE #2
74 = SPORT UTILITY 4-DR
TYPE #4

ENGINE TRANSMISSION
ECE = 2.0L 4 Cyl DOHC DPF DEF = 6-Speed Manual Aisin BG6
Diesel Engine Trans
ED3 = 2.4L 4 Cyl DOHC 16V DD7 = 5-Speed Manual T355
Dual VVT Engine Transmission
ECD = 2.0L 4 Cyl DOHC DAV = Continuously Variable
Diesel 16V Engine Transaxle II
ECN = 2.0L 4 Cyl DOHC 16V DAW = Cont.Var. w/Off-Rd Crawl
Dual VVT Engine Ratio Trans

AR = use ase required - = Non illustrated part

2008 MK

**Rear Seats - 60/40 - Trim Code [D7]
Figure 50-645**



ITEM	PART NUMBER	QTY	LINE	SERIES	BODY	ENGINE	TRANS	TRIM	DESCRIPTION
3									COVER, Rear Seat Back, 60% Side
	1EX281D5AA	1	J, T		49			*D7	[DA] , Mexico , Without [CJ1]
		1	J, T		74			*D7	[DA] , Mexico , Without [CJ1]
		1	J, T		49			*D7	[DA] , With [CJ1]
		1	J, T		74			*D7	[DA] , With [CJ1]
	1EX281K2AA	1	J, T		49			*D7	[KA] , Mexico , Without [CJ1]
		1	J, T		74			*D7	[KA] , Mexico , Without [CJ1]
		1	J, T		49			*D7	[KA] , With [CJ1]
		1	J, T		74			*D7	[KA] , With [CJ1]
	1EX301D5AA	1	J, T		49			*D7	[DA] , Mexico , With [CJ1]
		1	J, T		74			*D7	[DA] , Mexico , With [CJ1]
		1	J		49, 74			*D7	[DA] , Export , With [CMA]
		1	J, T		49			*D7	[DA] , With [CMA]
		1	J, T		74			*D7	[DA] , With [CMA]
	1EX301K2AA	1	J, T		49			*D7	[KA] , Mexico , With [CJ1]
		1	J, T		74			*D7	[KA] , Mexico , With [CJ1]
		1	J		49, 74			*D7	[KA] , Export , With [CMA]
		1	J, T		49			*D7	[KA] , With [CMA]
		1	J, T		74			*D7	[KA] , With [CMA]
	1EX361D5AA	1	J, T		49			*D7	[DA] , Without [CJ1]
	1EX361K2AA	1	J, T		49			*D7	[KA] , Without [CJ1]
	1EY981D5AA	1	J		49, 74			*D7	[DA] , Export , Without [CMA]
	1EY981K2AA	1	J		49, 74			*D7	[KA] , Export , Without [CMA]
4									FOAM, Seat Back, 60% Side
	68003298AA	1	J, T		49			*D7	
		1	J, T		74			*D7	
5									COVER, Rear Seat Back, 40% Side
	1EX291D5AA	1	J, T		49			*D7	[DA] , Mexico , Without [CJ1]
		1	J, T		74			*D7	[DA] , Mexico , Without [CJ1]
		1	J, T		49			*D7	[DA] , With [CJ1]
		1	J, T		74			*D7	[DA] , With [CJ1]

COMPASS/PATRIOT (MK)

SERIES LINE
H = HIGHLINE T = JEEP - 2WD
L = LOWLINE J = JEEP - 4WD
P = PREMIUM U = JEEP - 4WD (RHD)

BODY
49 = HATCHBACK TYPE #2
74 = SPORT UTILITY 4-DR
TYPE #4

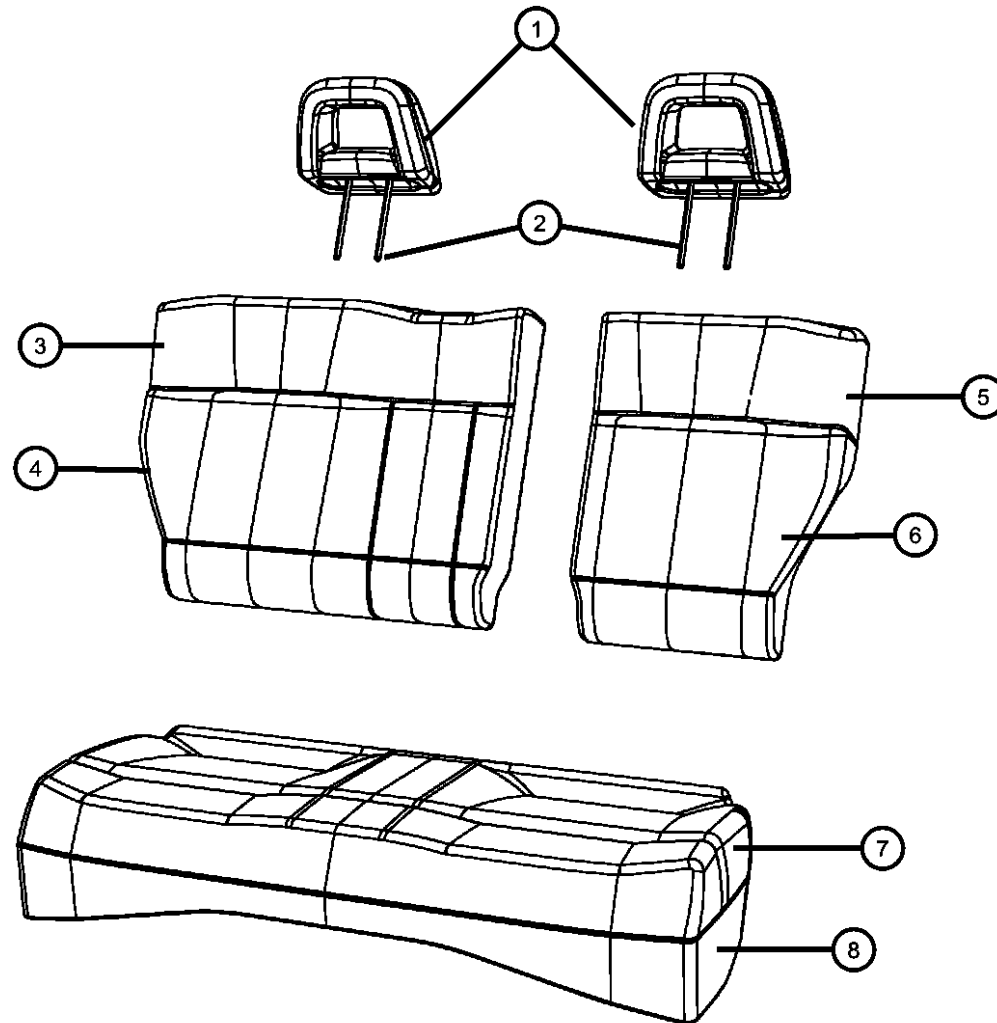
ENGINE
ECE = 2.0L 4 Cyl DOHC DPF
Diesel Engine
ED3 = 2.4L 4 Cyl DOHC 16V
Dual VVT Engine
ECD = 2.0L 4 Cyl DOHC
Diesel 16V Engine
ECN = 2.0L 4 Cyl DOHC 16V
Dual VVT Engine

TRANSMISSION
DEF = 6-Speed Manual Aisin BG6
Trans
DD7 = 5-Speed Manual T355
Transmission
DAV = Continuously Variable
Transaxle II
DAW = Cont.Var. w/Off-Rd Crawl
Ratio Trans

AR = use ase required - = Non illustrated part

2008 MK

Rear Seats - 60/40 - Trim Code [D7]
Figure 50-645



ITEM	PART NUMBER	QTY	LINE	SERIES	BODY	ENGINE	TRANS	TRIM	DESCRIPTION
	1EX291K2AA	1	J, T		49			*D7	[KA] , With [CJ1]
		1	J, T		49			*D7	[KA] , Mexico , Without [CJ1]
	1EX311D5AA	1	J, T		49			*D7	[DA] , Mexico , With [CJ1]
		1	J, T		74			*D7	[DA] , Mexico , With [CJ1]
		1	J, T		49			*D7	[DA] , With [CMA]
		1	J, T		74			*D7	[DA] , With [CMA]
	1EX311K2AA	1	J		49, 74			*D7	[DA] , Export , With [CMA]
		1	J, T		49			*D7	[KA] , Mexico , With [CJ1]
		1	J		49, 74			*D7	[KA] , Export , With [CMA]
		1	J, T		49			*D7	[KA] , With [CMA]
	1EX331D5AA	1	J, T		49			*D7	[DA] , Without [CMA] or [CJ1]
	1EX331K2AA	1	J, T		49			*D7	[KA] , Without [CMA] or [CJ1]
	1EZ031D5AA	1	J		49, 74			*D7	[DA] , Export , Without [CMA]
	1EZ031K2AA	1	J		49, 74			*D7	[KA] , Export , Without [CMA]
	1HK491D5AA	1	J, T		49			*D7	[DA] , With [CMA] , without [CJ1]
	1HK491K2AA	1	J, T		49			*D7	[KA] , With [CMA] , without [CJ1]
		1	J, T		74			*D7	[KA] , With [CMA] , without [CJ1]
6									FOAM, Seat Back, 40% Side
	68003299AA	1	J		49, 74			*D7	Export
		1	J, T		49			*D7	Mexico
		1	J, T		74			*D7	Mexico
		1	J, T		49			*D7	
		1	J, T		74			*D7	
7									COVER, Rear Seat Cushion
	1EX251D5AA	1	J, T		49			*D7	[DA] , Mexico
		1	J, T		74			*D7	[DA] , Mexico
		1	J		49, 74			*D7	[DA] , Export
		1	J, T		49			*D7	[DA]
		1	J, T		74			*D7	[DA]
	1EX251K2AA	1	J, T		49			*D7	[KA] , Mexico
		1	J, T		74			*D7	[KA] , Mexico
		1	J		49, 74			*D7	[KA] , Export

COMPASS/PATRIOT (MK)

SERIES	LINE
H = HIGHLINE	T = JEEP - 2WD
L = LOWLINE	J = JEEP - 4WD
P = PREMIUM	U = JEEP - 4WD (RHD)

BODY
49 = HATCHBACK TYPE #2
74 = SPORT UTILITY 4-DR TYPE #4

ENGINE	TRANSMISSION
ECE = 2.0L 4 Cyl DOHC DPF Diesel Engine	DEF = 6-Speed Manual Aisin BG6 Trans
ED3 = 2.4L 4 Cyl DOHC 16V Dual VVT Engine	DD7 = 5-Speed Manual T355 Transmission
ECD = 2.0L 4 Cyl DOHC Diesel 16V Engine	DAV = Continuously Variable Transaxle II
ECN = 2.0L 4 Cyl DOHC 16V Dual VVT Engine	DAW = Cont.Var. w/Off-Rd Crawl Ratio Trans

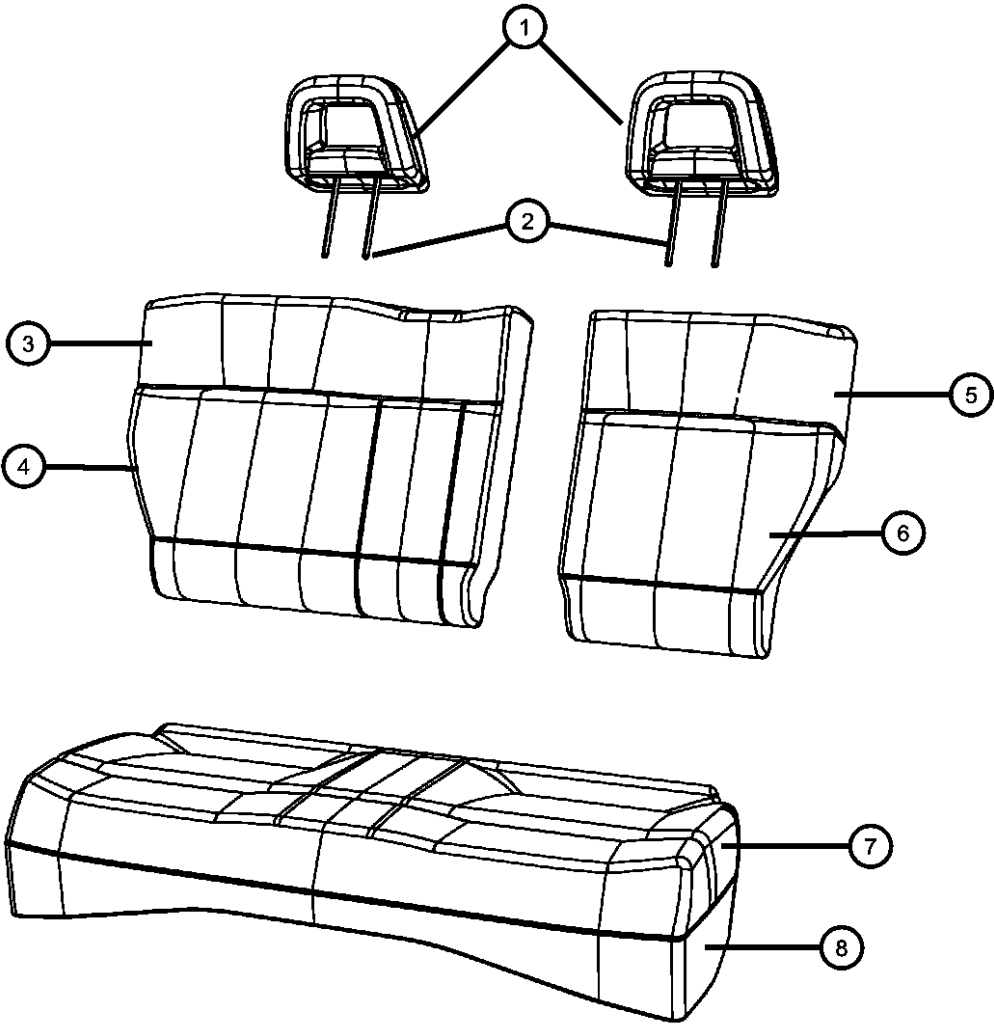
AR = use ase required - = Non illustrated part

2008 MK

Rear Seats - 60/40 - Trim Code [D7]
Figure 50-645

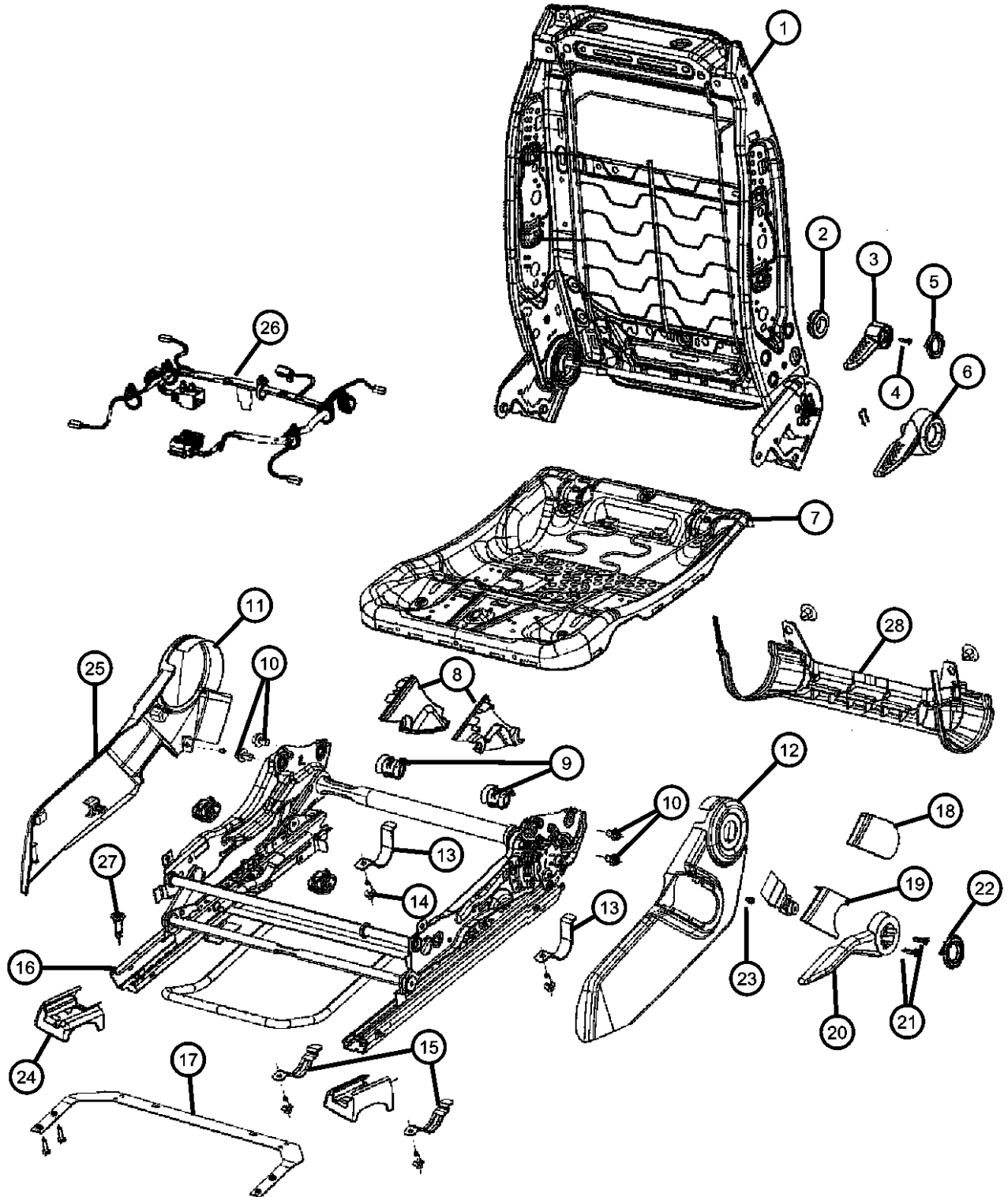
ITEM	PART NUMBER	QTY	LINE	SERIES	BODY	ENGINE	TRANS	TRIM	DESCRIPTION
------	-------------	-----	------	--------	------	--------	-------	------	-------------

8	68001881AA	1	J, T		49			*D7	[KA]
		1	J, T		74			*D7	[KA]
									FOAM, Seat Cushion
		1	J, T		49			*D7	
		1	J, T		74			*D7	
		1	J, T		49			*D7	Mexico
		1	J, T		74			*D7	Mexico
		1	J		49, 74			*D7	Export

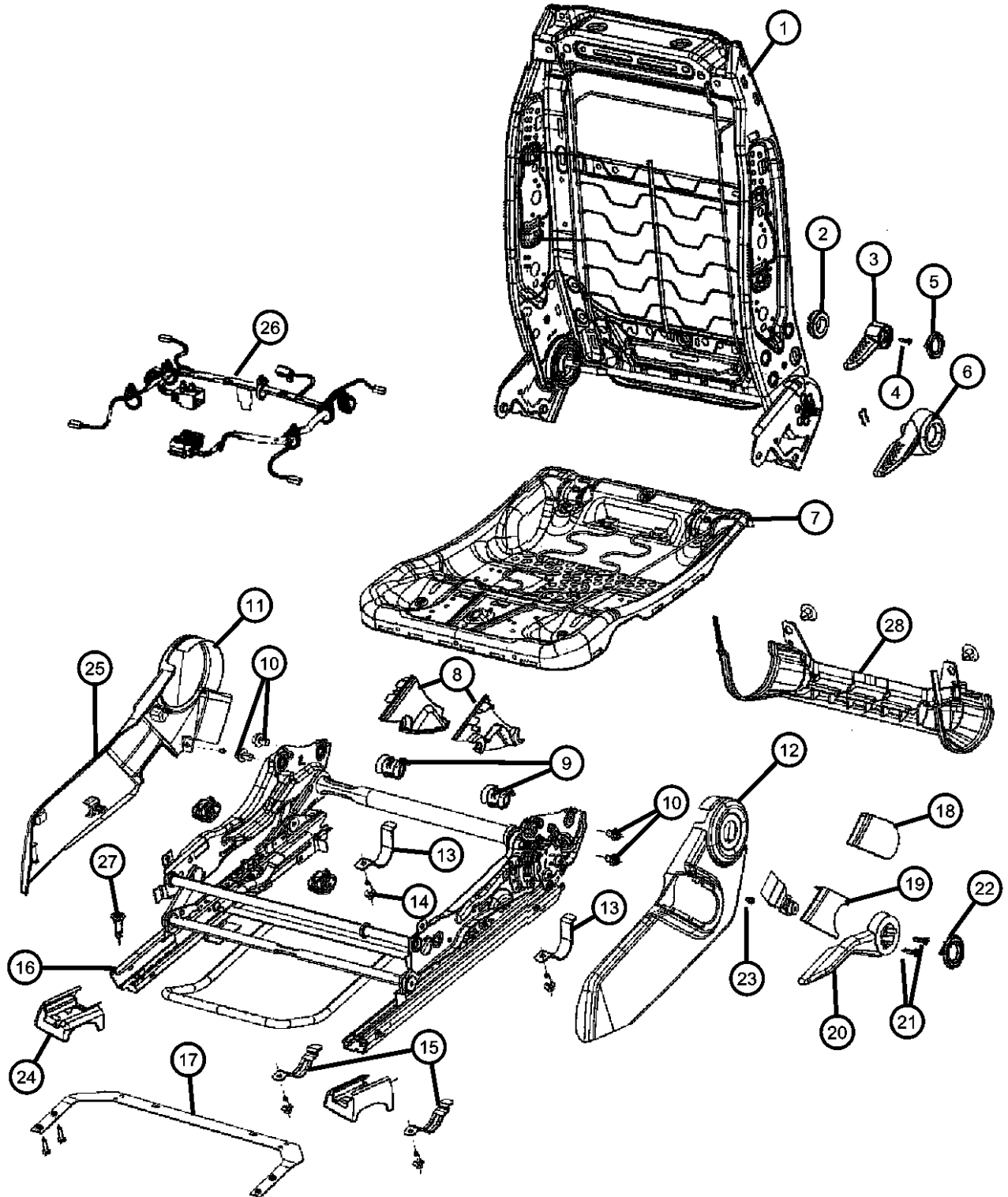


COMPASS/PATRIOT (MK)		BODY	ENGINE	TRANSMISSION
SERIES	LINE			
H = HIGHLINE	T = JEEP - 2WD	49 = HATCHBACK TYPE #2	ECE = 2.0L 4 Cyl DOHC DPF Diesel Engine	DEF = 6-Speed Manual Aisin BG6 Trans
L = LOWLINE	J = JEEP - 4WD	74 = SPORT UTILITY 4-DR TYPE #4	ED3 = 2.4L 4 Cyl DOHC 16V Dual VVT Engine	DD7 = 5-Speed Manual T355 Transmission
P = PREMIUM	U = JEEP - 4WD (RHD)		ECD = 2.0L 4 Cyl DOHC Diesel 16V Engine	DAV = Continuously Variable Transaxle II
			ECN = 2.0L 4 Cyl DOHC 16V Dual VVT Engine	DAW = Cont.Var. w/Off-Rd Crawl Ratio Trans

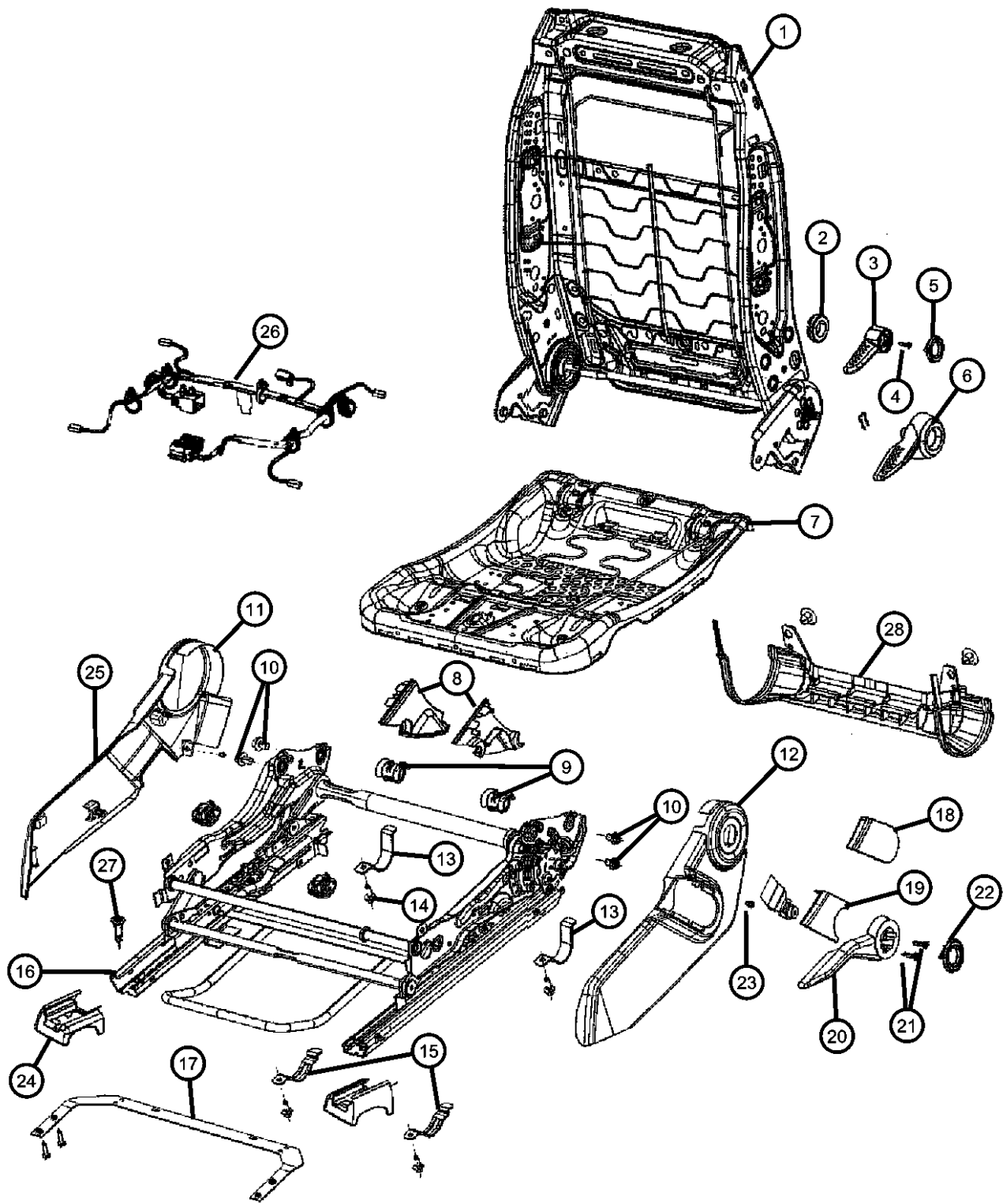
Adjusters , Recliners and Shields - Driver Seat - Manual
Figure 50-910

ITEM	PART NUMBER	QTY	LINE	SERIES	BODY	ENGINE	TRANS	TRIM	DESCRIPTION
	1								FRAME, Front Seat Back
	04610145AA	1	J, T		49			*E6	
		1	J, T		74			*E6	
		1	U		49, 74			*E6	
		1	J, T		49			*D7	
		1	J, T		74			*D7	
		1	U		49, 74			*D7	
		1	J, T		74			*K6	
	04610147AA	1	U		49, 74			*AL	Fold Flat
		1	U		49, 74			*E6	Fold Flat
		1	U		49, 74			*D7	Fold Flat
	68002671AA	1	J, T		49			*AL	
		1	J, T		74			*AL	
2									GROMMET, 4 Way
	1DR061D5AA	1	J, T		49			*K6	[DA]
	1DR061DAAA	1	J, T		49			*AL	[DA]
		1	J, T		74			*AL	[DA]
	1DR061K2AA	1	J, T		74			*K6	[KA]
	1DR061KAAA	1	J, T		49			*AL	[KA]
		1	J, T		74			*AL	[KA]
3									HANDLE, Lumbar, 4 Way
	1DQ641D5AA	1	J, T		49			*K6	[DA]
		1	J, T		74			*K6	[DA]
	1DQ641DAAA	1	J, T		49			*AL	[DA]
		1	J, T		74			*AL	[DA]
		1	U		49, 74			*AL	[DA]
	1DQ641K2AA	1	J, T		49			*K6	[KA]
		1	J, T		74			*K6	[KA]
	1DQ641KAAA	1	J, T		49			*AL	[KA]
		1	J, T		74			*AL	[KA]
		1	U		49, 74			*AL	[KA]
4									BUSHING
	68001600AA	1	J, T, U		49	ECD			
<div>COMPASS/PATRIOT (MK) SERIES LINE H = HIGHLINE T = JEEP - 2WD L = LOWLINE J = JEEP - 4WD P = PREMIUM U = JEEP - 4WD (RHD)</div> <div>BODY 49 = HATCHBACK TYPE #2 74 = SPORT UTILITY 4-DR TYPE #4</div> <div>ENGINE ECE = 2.0L 4 Cyl DOHC DPF Diesel Engine ED3 = 2.4L 4 Cyl DOHC 16V Dual VVT Engine ECD = 2.0L 4 Cyl DOHC Diesel 16V Engine ECN = 2.0L 4 Cyl DOHC 16V Dual VVT Engine</div> <div>TRANSMISSION DEF = 6-Speed Manual Aisin BG6 Trans DD7 = 5-Speed Manual T355 Transmission DAV = Continuously Variable Transaxle II DAW = Cont.Var. w/Off-Rd Crawl Ratio Trans</div>									

Adjusters , Recliners and Shields - Driver Seat - Manual
Figure 50-910

ITEM	PART NUMBER	QTY	LINE	SERIES	BODY	ENGINE	TRANS	TRIM	DESCRIPTION
5		1	J, T, U		74	ECD			
									CAP, 4 Way
	1DQ661DAAA	1	J, T		49			*AL	[DA]
		1	J, T		74			*AL	[DA]
		1	U		49, 74			*AL	[DA]
	1DQ661KAAA	1	U		49, 74			*AL	[KA]
		1	J, T		49			*AL	[KA]
		1	J, T		74			*AL	[KA]
									HANDLE, Recliner, 2 Way
	1DQ591K2AA	1	J, T		49			*K6	[KA]
6		1	J, T		49			*D7	[KA]
		1	J, T		74			*D7	[KA]
		1	J, T		74			*K6	[KA]
	1DQ591D5AA	1	J, T		49			*D7	[DA]
		1	J, T		74			*D7	[DA]
		1	J, T		49			*K6	[DA]
		1	J, T		74			*K6	[DA]
	1DQ591DAAA	1	J, T		49			*E6	[DA]
		1	J, T		74			*E6	[DA]
		1	J, T		49			*AL	[DA]
7	1DQ591KAAA	1	J, T		74			*AL	[DA]
		1	J, T		74			*AL	[DA]
		1	J		49, 74			*AL	[KA]
		1	J, T		74			*E6	[KA]
									FRAME, Seat cushion
	05183324AA	2	J, T		49, 74			*AL	
		2	J		49, 74			*AL	Export
		1	J, T		49, 74			*D7	
		1	J, T		49, 74			*D7	Mexico
		1	J, T		49, 74			*E6	
		1	J, T		49, 74			*E6	Mexico
		1	J, T		49			*K6	
		1	J, T		49, 74			*K6	Mexico
<div><div></div><div><div>COMPASS/PATRIOT (MK)</div><div>SERIES LINE</div><div>H = HIGHLINE T = JEEP - 2WD</div><div>L = LOWLINE J = JEEP - 4WD</div><div>P = PREMIUM U = JEEP - 4WD (RHD)</div></div><div><div>BODY</div><div>49 = HATCHBACK TYPE #2</div><div>74 = SPORT UTILITY 4-DR TYPE #4</div></div><div><div>ENGINE</div><div>ECE = 2.0L 4 Cyl DOHC DPF Diesel Engine</div><div>ED3 = 2.4L 4 Cyl DOHC 16V Dual VVT Engine</div><div>ECD = 2.0L 4 Cyl DOHC Diesel 16V Engine</div><div>ECN = 2.0L 4 Cyl DOHC 16V Dual VVT Engine</div></div><div><div>TRANSMISSION</div><div>DEF = 6-Speed Manual Aisin BG6 Trans</div><div>DD7 = 5-Speed Manual T355 Transmission</div><div>DAV = Continuously Variable Transaxle II</div><div>DAW = Cont.Var. w/Off-Rd Crawl Ratio Trans</div></div></div>									
AR = use ase required - = Non illustrated part									

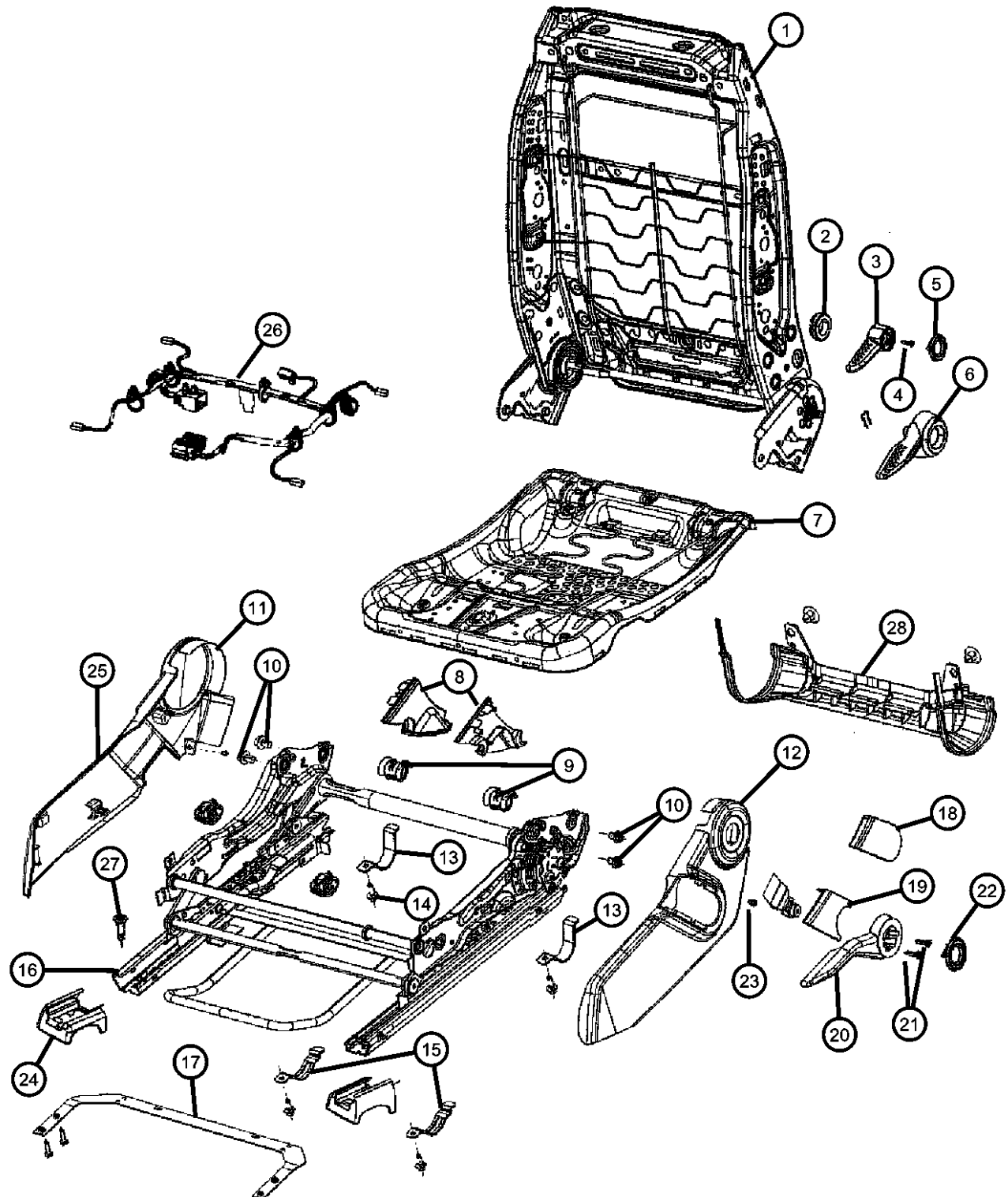
Adjusters , Recliners and Shields - Driver Seat - Manual
Figure 50-910



ITEM	PART NUMBER	QTY	LINE	SERIES	BODY	ENGINE	TRANS	TRIM	DESCRIPTION
8	1DQ831DAAA	1	J, T		49			*AL	FLANGE, Return [DV] , Mexico, Left
		1	J		49, 74			*AL	[DV] , Export, Left
		1	U		49, 74			*AL	[DV] , Export, Left
		1	J, T		74			*E6	[DV], Left
		1	J, T		49			*K6	[DV], Left
		1	J, T		74			*K6	[DV], Left
		1	J, T		74			*AL	[DV] , Mexico, Left
		1	J, T		49			*K6	[DV] , Mexico, Left
		1	J, T		74			*K6	[DV] , Mexico, Left
		1	J, T		49			*K6	[DV] , Export, Left
		1	J, T		74			*K6	[DV] , Export, Left
		1	J, T		49			*AL	[DV], Left
		1	J, T		74			*AL	[DV], Left
		2	J, T		49			*B7	[DV], Left
	1DQ831K2AA	1	J, T		49			*D7	[KA] , Mexico, Left
		1	J, T		74			*D7	[KA] , Mexico, Left
		1	J, T		49			*K6	[KA] , Mexico, Left
		1	J, T		74			*K6	[KA] , Mexico, Left
		1	J, T		49			*K6	[KA] , Export, Left
		1	J, T		74			*K6	[KA] , Export, Left
		1	J, T		74			*D7	[KA], Left
		1	J, T		49			*K6	[KA], Left
	1DQ821D5AA	1	J		49, 74			*D7	[KA] , Export, Left
		1	J, T		49			*D7	[KA], Left
		1	J, T		49			*D7	[DA] , Mexico, Right
		1	J, T		74			*D7	[DA] , Mexico, Right
		1	J, T		49			*K6	[DA] , Mexico, Right
		1	J, T		74			*K6	[DA] , Mexico, Right
		1	J, T		49			*K6	[DA] , Export, Right
		1	J, T		74			*K6	[DA] , Export, Right

COMPASS/PATRIOT (MK)		BODY	ENGINE	TRANSMISSION
SERIES	LINE			
H = HIGHLINE	T = JEEP - 2WD			
L = LOWLINE	J = JEEP - 4WD			
P = PREMIUM	U = JEEP - 4WD (RHD)	49 = HATCHBACK TYPE #2 74 = SPORT UTILITY 4-DR TYPE #4	ECE = 2.0L 4 Cyl DOHC DPF Diesel Engine ED3 = 2.4L 4 Cyl DOHC 16V Dual VVT Engine ECD = 2.0L 4 Cyl DOHC Diesel 16V Engine ECN = 2.0L 4 Cyl DOHC 16V Dual VVT Engine	DEF = 6-Speed Manual Aisin BG6 Trans DD7 = 5-Speed Manual T355 Transmission DAV = Continuously Variable Transaxle II DAW = Cont.Var. w/Off-Rd Crawl Ratio Trans

Adjusters , Recliners and Shields - Driver Seat - Manual
Figure 50-910

ITEM	PART NUMBER	QTY	LINE	SERIES	BODY	ENGINE	TRANS	TRIM	DESCRIPTION
	1DQ821DAAA	1	J		49, 74			*D7	[DA] , Export, Right
		1	J, T		49			*D7	[DA], Right
		1	J, T		74			*D7	[DA], Right
		1	J, T		49			*K6	[DA], Right
		1	J, T		74			*K6	[DA], Right
		1	J, T		49			*E6	[DA] , Mexico, Right
		1	J, T		74			*E6	[DA] , Mexico, Right
		1	J, T		49			*AL	[DA] , Mexico, Right
		1	J, T		74			*AL	[DA] , Mexico, Right
		1	J		49, 74			*AL	[DA] , Export, Right
		1	J, T		74			*E6	[DA], Right
		1	J, T		49			*AL	[DA], Right
		1	J, T		74			*AL	[DA], Right
		1	J, T		49			*AL	[DV] , Mexico, Right
		1	J, T		74			*AL	[DV] , Mexico, Right
	1DQ821K2AA	1	J, T		49			*K6	[DV] , Mexico, Right
		1	J, T		74			*K6	[DV] , Mexico, Right
		1	J, T		49			*K6	[DV] , Export, Right
		1	J, T		74			*K6	[DV] , Export, Right
		1	J		49, 74			*AL	[DV] , Export, Right
		1	U		49, 74			*AL	[DV] , Export, Right
		1	J, T		74			*E6	[DV], Right
		1	J, T		49			*K6	[DV], Right
		1	J, T		74			*K6	[DV], Right
		1	J, T		49			*AL	[DV], Right
		1	J, T		74			*AL	[DV], Right
		2	J, T		49			*B7	[DV], Right
		1	J, T		49			*D7	[KA] , Mexico, Right
		1	J, T		74			*D7	[KA] , Mexico, Right
		1	J		49, 74			*D7	[KA] , Export, Right
		1	J, T		49			*D7	[KA], Right
		1	J, T		74			*D7	[KA], Right
<div>COMPASS/PATRIOT (MK) SERIES LINE H = HIGHLINE T = JEEP - 2WD L = LOWLINE J = JEEP - 4WD P = PREMIUM U = JEEP - 4WD (RHD)</div> <div>BODY 49 = HATCHBACK TYPE #2 74 = SPORT UTILITY 4-DR TYPE #4</div> <div>ENGINE ECE = 2.0L 4 Cyl DOHC DPF Diesel Engine ED3 = 2.4L 4 Cyl DOHC 16V Dual VVT Engine ECD = 2.0L 4 Cyl DOHC Diesel 16V Engine ECN = 2.0L 4 Cyl DOHC 16V Dual VVT Engine</div> <div>TRANSMISSION DEF = 6-Speed Manual Aisin BG6 Trans DD7 = 5-Speed Manual T355 Transmission DAV = Continuously Variable Transaxle II DAW = Cont.Var. w/Off-Rd Crawl Ratio Trans</div>									
AR = use ase required - = Non illustrated part									

2008 MK

Figure 50-910

COMPASS/PATRIOT (MK)

AR = use ase required - = Non illustrated part

Adjusters , Recliners and Shields - Driver Seat - Manual
Figure 50-910

ITEM	PART NUMBER	QTY	LINE	SERIES	BODY	ENGINE	TRANS	TRIM	DESCRIPTION	
9	05183369AA	1	J, T		74			*E6	[KA], Left	
		1	J, T		49			*AL	[KA], Left	
		1	J, T		74			*AL	[KA], Left	
		2	J, T		49			*B7	[KA], Left	
										BRACKET
		2	J, T		49, 74			*D7		
		2	J, T		49, 74			*D7	Mexico	
		2	J, T		49, 74			*E6	Mexico	
		2	J, T		49, 74			*E6		
		2	J		49, 74			*D7	Export	
10	06104264AA	4	J, T		49, 74			*AL		
		4	J		49, 74			*AL	Export	
		4	J, T		49, 74			*AL	Mexico	
									BOLT, Hex Flange Head, M14X1.5X80.0	
11	1DQ451D5AA	2	J, T, U		49					
		2	J, T, U		74					
									SHIELD, Driver Inboard	
		1	J, T		49			*D7	[DA] , Mexico	
		1	J, T		74			*D7	[DA] , Mexico	
		1	J, T		49			*K6	[DA] , Mexico	
		1	J, T		74			*K6	[DA] , Mexico	
		1	U		49, 74			*K6	[DA] , Export	
	1DQ451DAAA	1	J, T		49			*K6	[DA]	
		1	J, T		74			*K6	[DA]	
		1	J, T		49			*D7	[DA]	
		1	J, T		74			*D7	[DA]	
		1	J, T		49			*E6	[DA] , Mexico	
		1	J, T		74			*E6	[DA] , Mexico	
		1	U		49, 74			*AL	[DA] , Export	
		1	J, T		74			*E6	[DA]	
1	J, T		49			*K6	[DV] , Mexico			
1	U		49, 74			*K6	[DV] , Export			

Exploded view diagram of a vehicle seat assembly. The diagram shows the seat backrest (1), seat base (7), and various mounting hardware and components. Callouts 1 through 28 identify specific parts and their assembly locations. The seat backrest is shown in an upright position, and the seat base is shown below it. Various bolts, nuts, and brackets are shown in their respective positions relative to the seat components.

COMPASS/PATRIOT (MK)

SERIES

LINE

H = HIGHLINE

L = LOWLINE

P = PREMIUM

T = JEEP - 2WD

J = JEEP - 4WD

U = JEEP - 4WD (RHD)

BODY

49 = HATCHBACK TYPE #2

74 = SPORT UTILITY 4-DR TYPE #4

ENGINE

ECE = 2.0L 4 Cyl DOHC DPF Diesel Engine

ED3 = 2.4L 4 Cyl DOHC 16V Dual VVT Engine

ECD = 2.0L 4 Cyl DOHC Diesel 16V Engine

ECN = 2.0L 4 Cyl DOHC 16V Dual VVT Engine

TRANSMISSION

DEF = 6-Speed Manual Aisin BG6 Trans

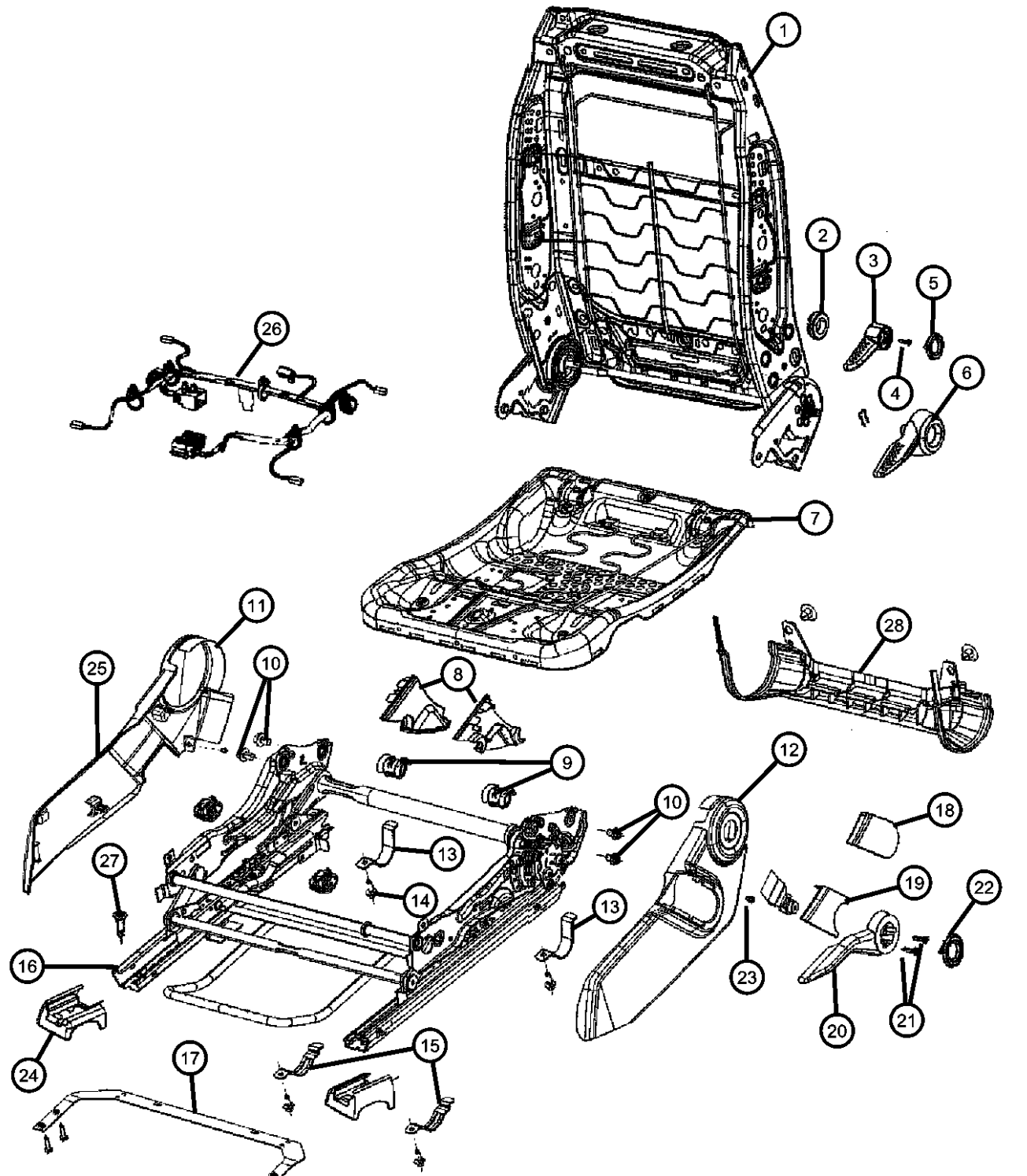
DD7 = 5-Speed Manual T355 Transmission

DAV = Continuously Variable Transaxle II

DAW = Cont.Var. w/Off-Rd Crawl Ratio Trans

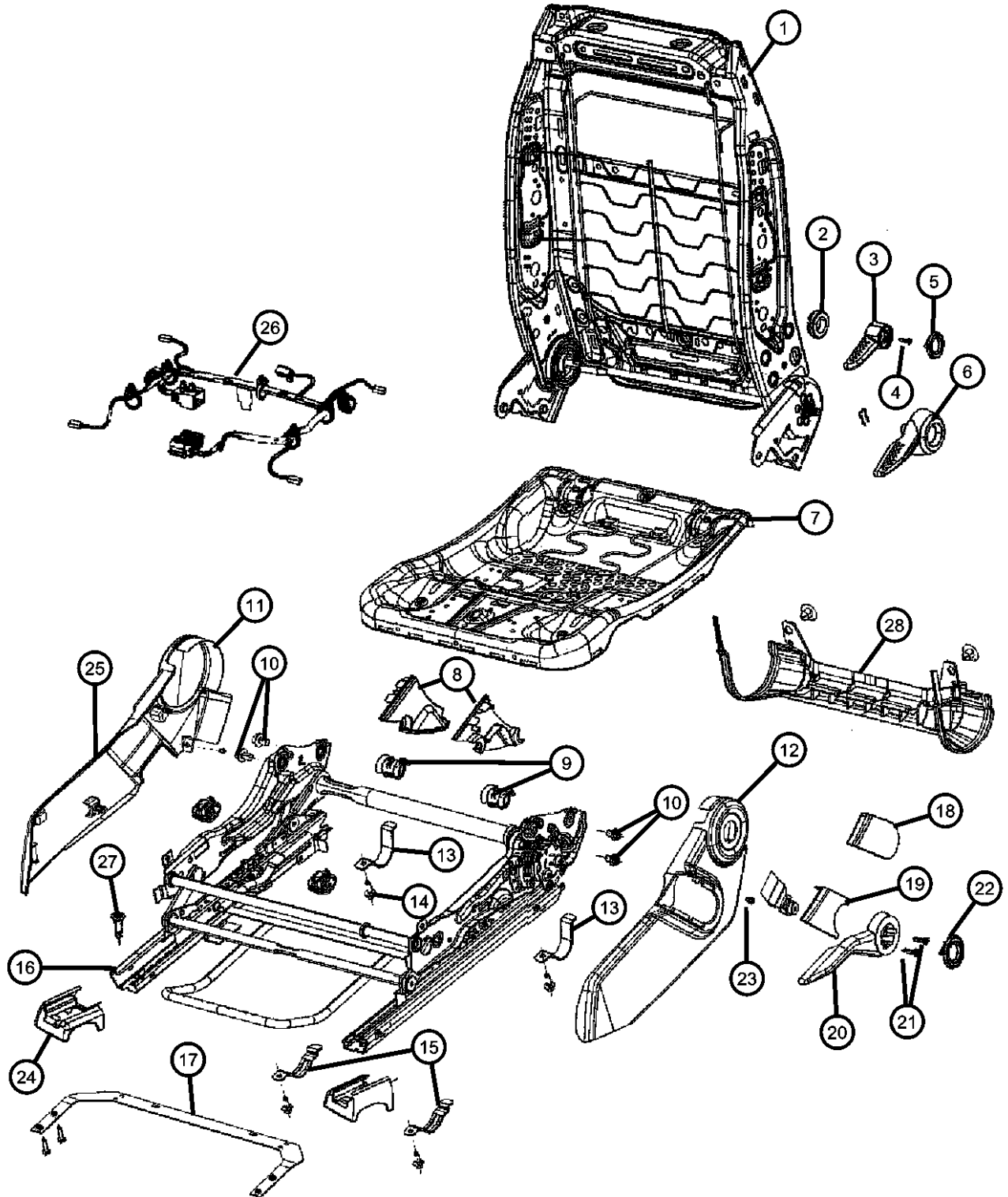
AR = use ase required - = Non illustrated part

Adjusters , Recliners and Shields - Driver Seat - Manual
Figure 50-910

										ITEM	PART NUMBER	QTY	LINE	SERIES	BODY	ENGINE	TRANS	TRIM	DESCRIPTION
												1	U		49, 74			*AL	[DV] , Export
												1	J, T		74			*E6	[DV]
												1	J, T		49			*B7	[DV]
											1DQ451K2AA	1	J, T		49			*D7	[KA] , Mexico
												1	J, T		74			*D7	[KA] , Mexico
												1	J, T		49			*K6	[KA] , Mexico
												1	J, T		74			*K6	[KA] , Mexico
												1	U		49, 74			*K6	[KA] , Export
												1	J, T		74			*K6	[KA]
												1	J, T		49			*D7	[KA]
												1	J, T		74			*D7	[KA]
												1	J, T		49			*K6	[KA]
											1DQ451KAAA	1	J, T		49			*B7	[KA]
												1	J, T		49			*E6	[KA] , Mexico
												1	J, T		74			*E6	[KA] , Mexico
												1	U		49, 74			*AL	[KA] , Export
												1	J, T		74			*E6	[KA]
										12									SHIELD, Driver Outboard
											1DQ331DAAA	1	J, T		49			*E6	[DA] , Mexico , 2 Way
												1	J, T		74			*E6	[DA] , Mexico , 2 Way
												1	J, T		74			*E6	[DA] , 2 Way
											1DQ331D5AA	1	J, T		49			*D7	[DA] , Mexico , 2 Way
												1	J, T		74			*D7	[DA] , Mexico , 2 Way
												1	J, T		49			*K6	[DA] , Mexico , 2 Way
												1	J, T		74			*K6	[DA] , Mexico , 2 Way
												1	J, T		49			*K6	[DA] , 2 Way
												1	J, T		74			*K6	[DA] , 2 Way
												1	J, T		49			*D7	[DA] , 2 Way
												1	J, T		74			*D7	[DA] , 2 Way
												1	J, T		49			*K6	[DV] , Mexico , 2 Way
												1	J, T		74			*E6	[DV] , 2 Way
												1	J, T		49			*B7	[DV] , 2 Way
										COMPASS/PATRIOT (MK)									
										SERIES		LINE		BODY		ENGINE		TRANSMISSION	
										H = HIGHLINE		T = JEEP - 2WD		49 = HATCHBACK TYPE #2		ECE = 2.0L 4 Cyl DOHC DPF		DEF = 6-Speed Manual Aisin BG6	
										L = LOWLINE		J = JEEP - 4WD		74 = SPORT UTILITY 4-DR		Diesel Engine		Trans	
										P = PREMIUM		U = JEEP - 4WD (RHD)		TYPE #4		ED3 = 2.4L 4 Cyl DOHC 16V		DD7 = 5-Speed Manual T355	
																Dual VVT Engine		Transmission	
																ECD = 2.0L 4 Cyl DOHC		DAV = Continuously Variable	
																Diesel 16V Engine		Transaxle II	
																ECN = 2.0L 4 Cyl DOHC 16V		DAW = Cont.Var. w/Off-Rd Crawl	
																Dual VVT Engine		Ratio Trans	

AR = use ase required - = Non illustrated part

Adjusters , Recliners and Shields - Driver Seat - Manual
Figure 50-910

ITEM	PART NUMBER	QTY	LINE	SERIES	BODY	ENGINE	TRANS	TRIM	DESCRIPTION
	1DQ331K2AA	1	J, T		49			*D7	[KA] , Mexico , 2 Way
		1	J, T		74			*D7	[KA] , Mexico , 2 Way
		1	J, T		49			*K6	[KA] , Mexico , 2 Way
		1	J, T		74			*K6	[KA] , Mexico , 2 Way
		1	J, T		49			*K6	[KA] , 2 Way
		1	J, T		74			*K6	[KA] , 2 Way
		1	J, T		49			*D7	[KA] , 2 Way
		1	J, T		74			*D7	[KA] , 2 Way
		1	J, T		49			*B7	[KA] , 2 Way
	1DQ331KAAA	1	J, T		49			*E6	[KA] , Mexico , 2 Way
		1	J, T		74			*E6	[KA] , Mexico , 2 Way
		1	J, T		74			*E6	[KA] , 2 Way
	1DQ351D5AA	1	J, T		49			*D7	[DA] , Mexico , 4 Way
		1	J, T		74			*D7	[DA] , Mexico , 4 Way
		1	J, T		49			*K6	[DA] , Mexico , 4 Way
		1	J, T		74			*K6	[DA] , Mexico , 4 Way
		1	J, T		49			*K6	[DA] , Export , 4 Way
		1	J, T		74			*K6	[DA] , Export , 4 Way
		1	J		49, 74			*D7	[DA] , Export , 4 Way
		1	J, T		49			*D7	[DA] , 4 Way
		1	J, T		74			*D7	[DA] , 4 Way
		1	J, T		49			*K6	[DA] , 4 Way
		1	J, T		74			*K6	[DA] , 4 Way
	1DQ351DAAA	1	J, T		49			*E6	[DA] , Mexico , 4 Way
		1	J, T		74			*E6	[DA] , Mexico , 4 Way
		1	J, T		49			*AL	[DA] , Mexico , 4 Way
		1	J, T		74			*AL	[DA] , Mexico , 4 Way
		1	J		49, 74			*AL	[DA] , Export , 4 Way
		1	J, T		74			*E6	[DA] , 4 Way
		1	J, T		49			*AL	[DA] , 4 Way
		1	J, T		74			*AL	[DA] , 4 Way
		1	J, T		49			*AL	[DV] , Mexico , 4 Way
<div>COMPASS/PATRIOT (MK) SERIES LINE H = HIGHLINE T = JEEP - 2WD L = LOWLINE J = JEEP - 4WD P = PREMIUM U = JEEP - 4WD (RHD)</div> <div>BODY 49 = HATCHBACK TYPE #2 74 = SPORT UTILITY 4-DR TYPE #4</div> <div>ENGINE ECE = 2.0L 4 Cyl DOHC DPF Diesel Engine ED3 = 2.4L 4 Cyl DOHC 16V Dual VVT Engine ECD = 2.0L 4 Cyl DOHC Diesel 16V Engine ECN = 2.0L 4 Cyl DOHC 16V Dual VVT Engine</div> <div>TRANSMISSION DEF = 6-Speed Manual Aisin BG6 Trans DD7 = 5-Speed Manual T355 Transmission DAV = Continuously Variable Transaxle II DAW = Cont.Var. w/Off-Rd Crawl Ratio Trans</div>									
AR = use ase required - = Non illustrated part									

Adjusters , Recliners and Shields - Driver Seat - Manual
Figure 50-910

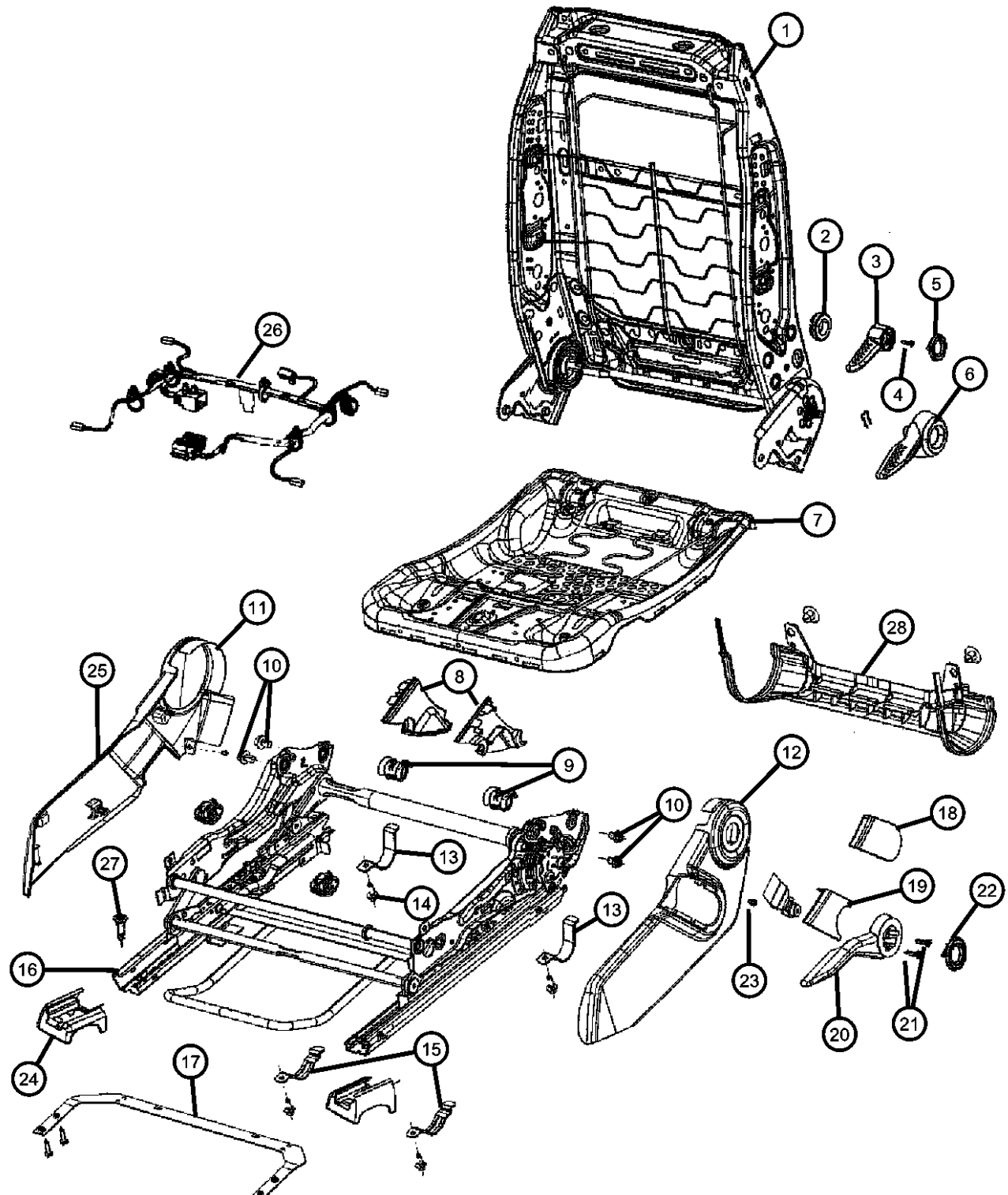
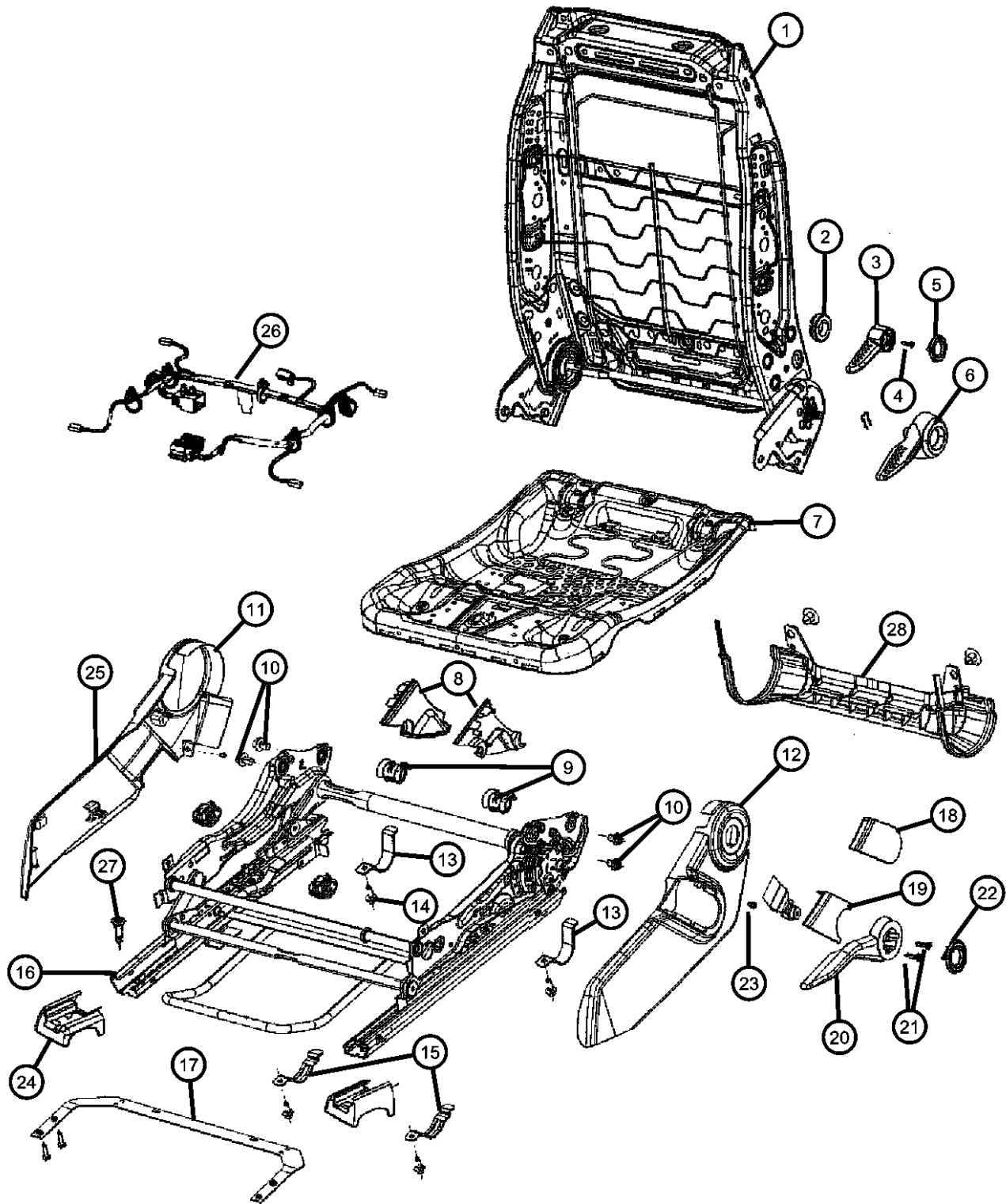
ITEM	PART NUMBER	QTY	LINE	SERIES	BODY	ENGINE	TRANS	TRIM	DESCRIPTION
	1DQ351K2AA	1	J, T		74			*AL	[DV] , Mexico , 4 Way
		1	J, T		49			*K6	[DV] , Mexico , 4 Way
		1	J, T		74			*K6	[DV] , Mexico , 4 Way
		1	J, T		49			*K6	[DV] , Export , 4 Way
		1	J, T		74			*K6	[DV] , Export , 4 Way
		1	J		49, 74			*AL	[DV] , Export , 4 Way
		1	J, T		49			*K6	[DV] , 4 Way
		1	J, T		74			*K6	[DV] , 4 Way
		1	J, T		49			*AL	[DV] , 4 Way
		1	J, T		74			*AL	[DV] , 4 Way
		1	J, T		49			*D7	[KA] , Mexico , 4 Way
		1	J, T		74			*D7	[KA] , Mexico , 4 Way
		1	J, T		49			*K6	[KA] , Mexico , 4 Way
		1	J, T		74			*K6	[KA] , Mexico , 4 Way
		1	J, T		49			*K6	[KA] , Export , 4 Way
		1	J, T		74			*K6	[KA] , Export , 4 Way
		1	J		49, 74			*D7	[KA] , Export , 4 Way
		1	J, T		49			*D7	[KA] , 4 Way
		1	J, T		74			*D7	[KA] , 4 Way
		1	J, T		49			*K6	[KA] , 4 Way
		1	J, T		74			*K6	[KA] , 4 Way
		1	J, T		49			*E6	[KA] , Export , 4 Way
		1	J, T		74			*E6	[KA] , Export , 4 Way
		1	J, T		49			*AL	[KA] , Export , 4 Way
		1	J, T		74			*AL	[KA] , Export , 4 Way
		1	J		74, 49			*AL	[KA] , Export , 4 Way
1	J, T		49			*AL	[KA] , 4 Way		
1	J, T		74			*AL	[KA] , 4 Way		
1	J, T		74			*E6	[KA] , 4 Way		
13									CLAMP
	05183371AA	2	J, T		49, 74			*D7	
		2	J, T		49, 74			*D7	Mexico
<div>COMPASS/PATRIOT (MK) SERIES LINE H = HIGHLINE T = JEEP - 2WD L = LOWLINE J = JEEP - 4WD P = PREMIUM U = JEEP - 4WD (RHD)</div> <div>BODY 49 = HATCHBACK TYPE #2 74 = SPORT UTILITY 4-DR TYPE #4</div> <div>ENGINE ECE = 2.0L 4 Cyl DOHC DPF Diesel Engine ED3 = 2.4L 4 Cyl DOHC 16V Dual VVT Engine ECD = 2.0L 4 Cyl DOHC Diesel 16V Engine ECN = 2.0L 4 Cyl DOHC 16V Dual VVT Engine</div> <div>TRANSMISSION DEF = 6-Speed Manual Aisin BG6 Trans DD7 = 5-Speed Manual T355 Transmission DAV = Continuously Variable Transaxle II DAW = Cont.Var. w/Off-Rd Crawl Ratio Trans</div>									

Figure 50-910

ITEM	PART NUMBER	QTY	LINE	SERIES	BODY	ENGINE	TRANS	TRIM	DESCRIPTION
------	----------------	-----	------	--------	------	--------	-------	------	-------------



14	04761014	2	J, T	49, 74	*E6	
		2	J, T	49, 74	*E6	Mexico
		2	J	49, 74	*D7	Export
		2	J, T	49, 74	*K6	Mexico
		4	U	49, 74	*AL	Export
		4	J, T	49, 74	*AL	Mexico
		4	J, T	49	*K6	
		4	J, T	49	*AL	
		4	J, T	74	*AL	
		4	J, T	74	*K6	Export
		BOLT, Cushion To Adjuster				
		4	J, T	49, 74	*D7	Mexico
		4	J, T	49, 74	*E6	
		4	J, T	49, 74	*E6	Mexico
15	05183372AA	4	J, T	49, 74	*D7	
		4	J, T	49, 74	*K6	Mexico
		4	J	49, 74	*D7	Export
		4	J, T	49	*K6	
		8	U	49, 74	*E6	Export
		8	J	49, 74	*AL	Export
		8	U	49, 74	*AL	Export
		8	J, T	49	*AL	Mexico
		8	J, T	74	*AL	Mexico
		CLAMP				
		2	J, T	49, 74	*D7	
		2	J, T	49, 74	*D7	Mexico
		2	J, T	49, 74	*E6	
		2	J, T	49, 74	*E6	Mexico
2	J, T	49	*K6			
16		4	J, T	49, 74	*AL	
		4	U	49, 74	*AL	Export
ADJUSTER, Manual Seat						

COMPASS/PATRIOT (MK)

SERIES	LINE
H = HIGHLINE	T = JEEP - 2WD
L = LOWLINE	J = JEEP - 4WD
P = PREMIUM	U = JEEP - 4WD (RHD)

BODY
49 = HATCHBACK TYPE #2
74 = SPORT UTILITY 4-DR
TYPE #4

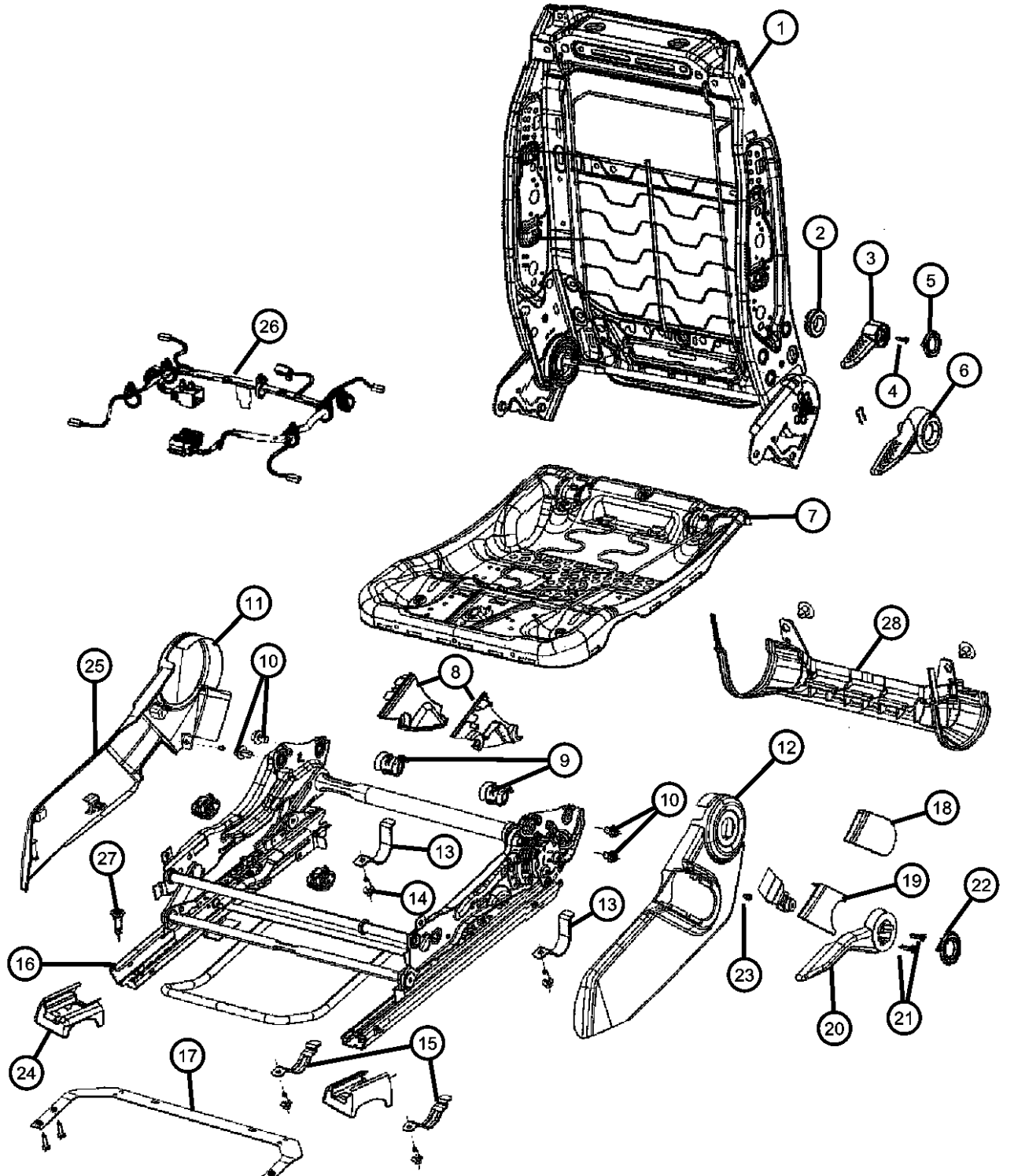
ENGINE	TRANSMISSION
ECE = 2.0L 4 Cyl DOHC DPF Diesel Engine	DEF = 6-Speed Manual Aisin BG6 Trans
ED3 = 2.4L 4 Cyl DOHC 16V Dual VVT Engine	DD7 = 5-Speed Manual T355 Transmission
ECD = 2.0L 4 Cyl DOHC Diesel 16V Engine	DAV = Continuously Variable Transaxle II
ECN = 2.0L 4 Cyl DOHC 16V Dual VVT Engine	DAW = Cont.Var. w/Off-Rd Crawl Ratio Trans

AR = use ase required - = Non illustrated part

2008 MK

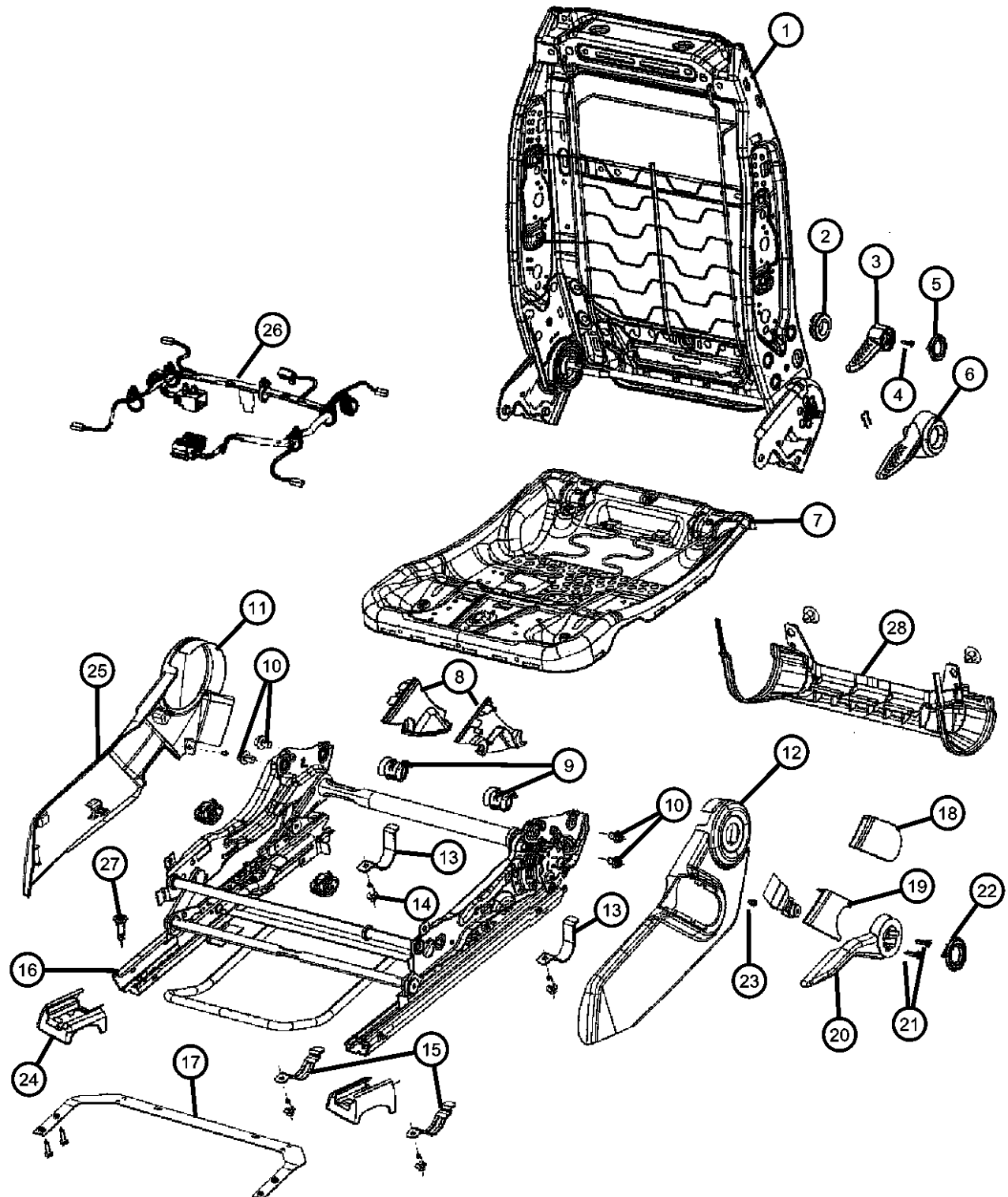
<< RETURN TO GROUP INDEX

Adjusters , Recliners and Shields - Driver Seat - Manual
Figure 50-910

										ITEM	PART NUMBER	QTY	LINE	SERIES	BODY	ENGINE	TRANS	TRIM	DESCRIPTION
											04610171AA	1	J, T		49			*E6	2 Way
												1	J, T		74			*E6	2 Way
												1	J, T		49			*E6	Mexico
												1	J, T		74			*E6	Mexico
												1	U		49, 74			*E6	Export, With [AGV] [CDH]
												2	J, T		49			*D7	Mexico
												1	U		49, 74			*AL	Export
												2	J, T		74			*D7	Mexico
												2	J		49, 74			*D7	Export, With [AGV] [CDH]
												2	U		49, 74			*D7	Export, With [AGV] [CDH]
												1	J		49, 74			*AL	Export
												1	U		49, 74			*K6	Export
												1	J, T		49			*K6	Mexico
												1	J, T		74			*AL	Mexico
												1	J, T		49			*AL	Mexico
												1	J, T		49			*K6	2 Way
												1	J, T		74			*K6	2 Way
												2	J, T		49			*B7	2 Way
												1	J, T		74			*K6	Mexico
												1	J, T		49			*AL	2 Way
												1	J, T		74			*AL	2 Way
											04610173AA	1	J, T		49			*D7	Mexico, With [AGV] [CDH]
												1	J, T		74			*D7	Mexico, With [AGV] [CDH]
												1	J, T		49			*D7	4 Way
												1	J, T		49			*E6	4 Way
												1	J, T		49			*E6	4 Way
												1	J		49, 74			*D7	Export , With [AGV] [CDH] . without [CMA]
												1	J, T		49			*K6	Export
												1	J, T		74			*K6	Export
												1	J, T		49			*K6	4 Way
												1	J, T		74			*K6	4 Way
												1	J, T		49			*K6	Mexico , 4 Way
										<div>COMPASS/PATRIOT (MK)</div> <div>SERIES LINE</div> <div>H = HIGHLINE T = JEEP - 2WD</div> <div>L = LOWLINE J = JEEP - 4WD</div> <div>P = PREMIUM U = JEEP - 4WD (RHD)</div> <div>BODY</div> <div>49 = HATCHBACK TYPE #2</div> <div>74 = SPORT UTILITY 4-DR TYPE #4</div> <div>ENGINE</div> <div>ECE = 2.0L 4 Cyl DOHC DPF Diesel Engine</div> <div>ED3 = 2.4L 4 Cyl DOHC 16V Dual VVT Engine</div> <div>ECD = 2.0L 4 Cyl DOHC Diesel 16V Engine</div> <div>ECN = 2.0L 4 Cyl DOHC 16V Dual VVT Engine</div> <div>TRANSMISSION</div> <div>DEF = 6-Speed Manual Aisin BG6 Trans</div> <div>DD7 = 5-Speed Manual T355 Transmission</div> <div>DAV = Continuously Variable Transaxle II</div> <div>DAW = Cont.Var. w/Off-Rd Crawl Ratio Trans</div>									

AR = use ase required - = Non illustrated part

Adjusters , Recliners and Shields - Driver Seat - Manual
Figure 50-910

										ITEM	PART NUMBER	QTY	LINE	SERIES	BODY	ENGINE	TRANS	TRIM	DESCRIPTION
										17	68026189AA	1	J, T		74			*K6	Mexico , 4 Way
												1	U		49, 74			*K6	Export , With [CMA] BRACE, Seat Track
											05191920AA	2	J, T		49, 74			*D7	
												2	J, T		49, 74			*D7	Mexico
												1	J, T		49, 74			*E6	
												2	J		49, 74			*D7	Export
												2	J, T		49			*K6	
												1	J, T		49, 74			*E6	Mexico
												2	J, T		49, 74			*K6	Mexico
												2	J, T		49, 74			*AL	
												2	J, T		49, 74			*AL	Mexico
												2	J, T		49			*K6	Export
												1	U		49, 74			*E6	Export
												2	U		49, 74			*AL	Export
												2	J, T		49			*B7	
										18	1DQ371D5AA	1	J, T		49			*K6	COVER, Anchor, 2 Way [DA] , Mexico
												1	J, T		74			*K6	[DA] , Mexico
												1	J, T		49			*K6	[DA]
												1	J, T		74			*K6	[DA]
												1	J, T		49			*D7	[DA]
												1	J, T		74			*D7	[DA]
												1	U		49, 74			*K6	[DA] , Export
												1	J, T		49			*D7	[DA] , Mexico
												1	J, T		74			*D7	[DA] , Mexico
												1	J, T		49			*E6	[DA] , Mexico
											1DQ371DAAA	1	J, T		74			*E6	[DA] , Mexico
												1	U		49, 74			*AL	[DA] , Export
												1	J, T		74			*E6	[DA]
												1	U		49, 74			*AL	[DV] , Export
												1	J, T		49			*K6	[KA] , Mexico
												1DQ371K2AA	1	J, T		49			

COMPASS/PATRIOT (MK)

SERIES

LINE

H = HIGHLINE

T = JEEP - 2WD

L = LOWLINE

J = JEEP - 4WD

P = PREMIUM

U = JEEP - 4WD (RHD)

BODY

49 = HATCHBACK TYPE #2

74 = SPORT UTILITY 4-DR TYPE #4

ENGINE

ECE = 2.0L 4 Cyl DOHC DPF Diesel Engine

ED3 = 2.4L 4 Cyl DOHC 16V Dual VVT Engine

ECD = 2.0L 4 Cyl DOHC Diesel 16V Engine

ECN = 2.0L 4 Cyl DOHC 16V Dual VVT Engine

TRANSMISSION

DEF = 6-Speed Manual Aisin BG6 Trans

DD7 = 5-Speed Manual T355 Transmission

DAV = Continuously Variable Transaxle II

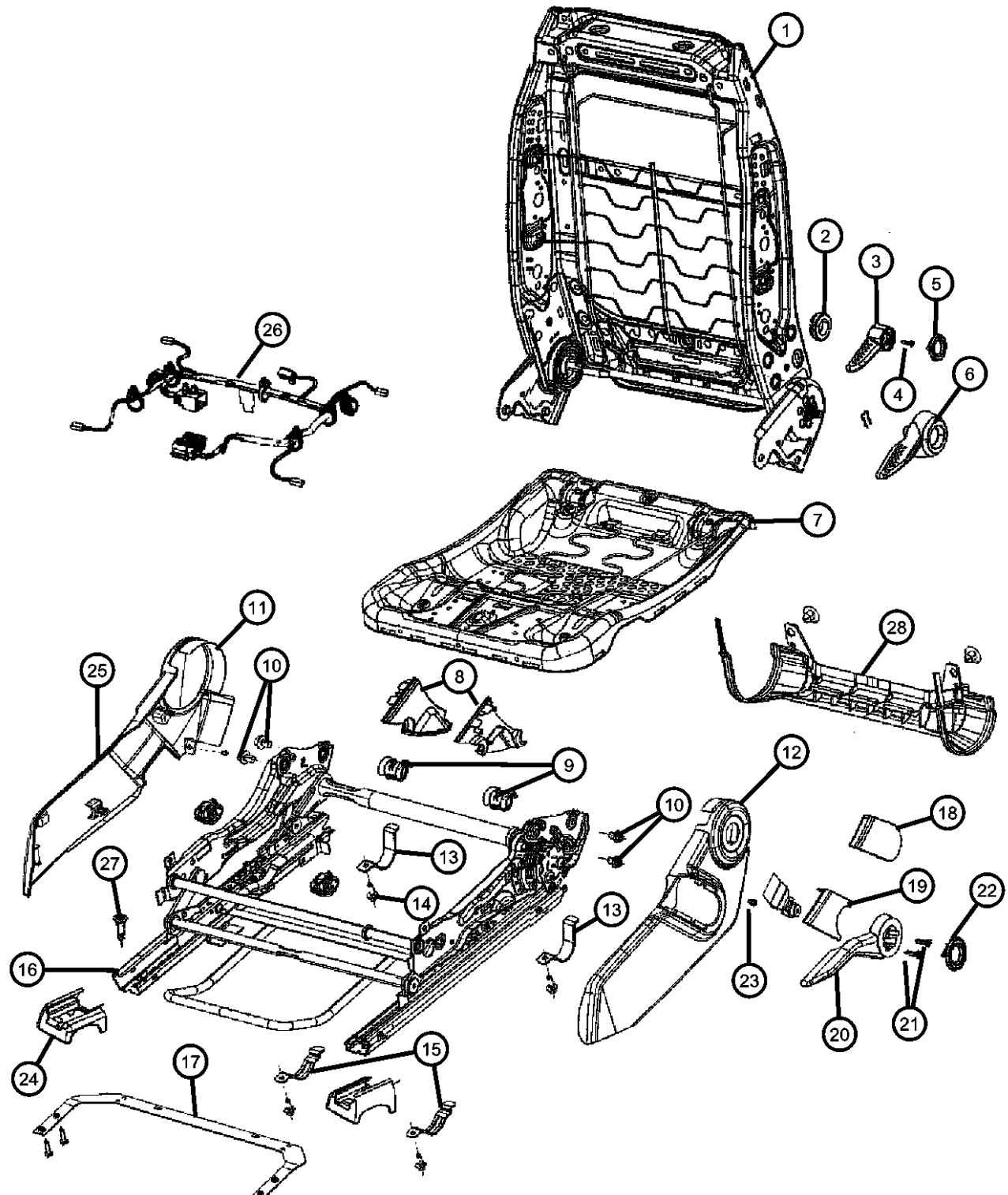
DAW = Cont.Var. w/Off-Rd Crawl Ratio Trans

AR = use ase required - = Non illustrated part

2008 MK

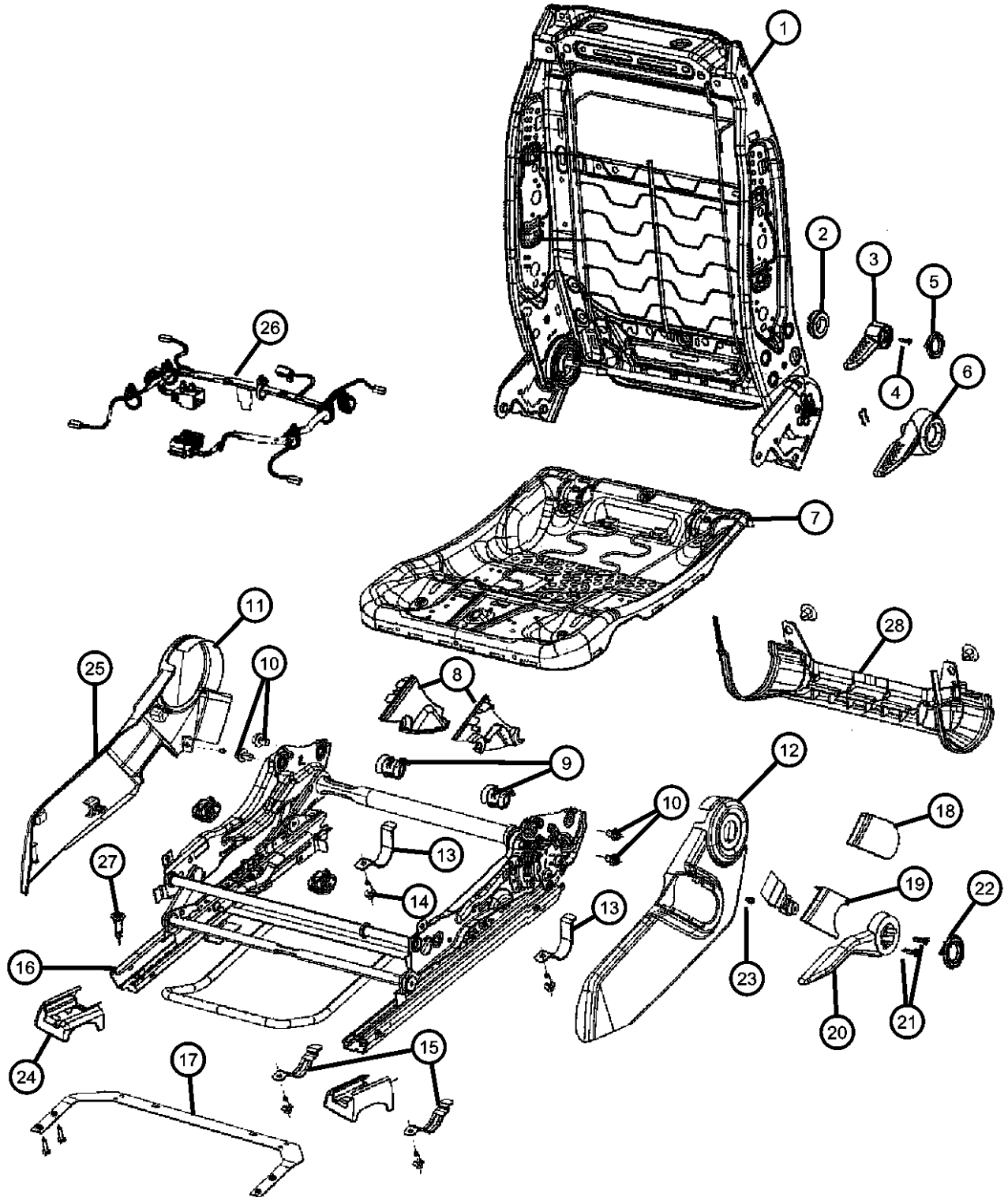
AR = use ase required - = Non illustrated part

Adjusters , Recliners and Shields - Driver Seat - Manual
Figure 50-910

										ITEM	PART NUMBER	QTY	LINE	SERIES	BODY	ENGINE	TRANS	TRIM	DESCRIPTION
												1	J, T		74			*K6	[KA] , Mexico
												1	J, T		74			*E6	[DV]
												1	J, T		49			*B7	[DV]
												1	U		49, 74			*K6	[DV] , Export
												1	J, T		49			*D7	[KA]
												1	J, T		74			*D7	[KA]
												1	U		49, 74			*K6	[KA] , Export
												1	J, T		49			*D7	[KA] , Mexico
												1	J, T		74			*D7	[KA] , Mexico
												1	J, T		49			*K6	[KA]
												1	J, T		74			*K6	[KA]
										1DQ371KAAA		1	J, T		49			*E6	[KA] , Mexico
												1	J, T		74			*E6	[KA] , Mexico
												1	J, T		74			*E6	[KA]
												1	U		49, 74			*AL	[KA] , Export
										1DQ431DAAA		1	J, T		49			*B7	[KA]
												1	J, T		49			*AL	[DA] , Mexico
												1	J, T		74			*AL	[DA] , Mexico
										19									COVER, Anchor, 4 Way
										1DQ431D5AA		1	J, T		49			*D7	[DA] , Mexico
												1	J, T		74			*D7	[DA] , Mexico
												1	J, T		49			*K6	[DA] , Mexico
												1	J, T		74			*K6	[DA] , Mexico
												1	J, T		49			*K6	[DA] , Export
												1	J, T		74			*D7	[DA]
												1	J, T		49			*K6	[DA]
												1	J, T		74			*K6	[DA]
												1	J, T		74			*K6	[DA] , Export
												1	J		49, 74			*D7	[DA] , Export
										1DQ431DAAA		1	J, T		49			*D7	[DA]
												1	J, T		49			*E6	[DA] , Mexico
		1	J, T		74			*E6	[DA] , Mexico										
										COMPASS/PATRIOT (MK)									
										SERIES		LINE		BODY		ENGINE		TRANSMISSION	
										H = HIGHLINE		T = JEEP - 2WD		49 = HATCHBACK TYPE #2		ECE = 2.0L 4 Cyl DOHC DPF		DEF = 6-Speed Manual Aisin BG6	
										L = LOWLINE		J = JEEP - 4WD		74 = SPORT UTILITY 4-DR		Diesel Engine		Trans	
										P = PREMIUM		U = JEEP - 4WD (RHD)		TYPE #4		ED3 = 2.4L 4 Cyl DOHC 16V		DD7 = 5-Speed Manual T355	
																Dual VVT Engine		Transmission	
																ECD = 2.0L 4 Cyl DOHC		DAV = Continuously Variable	
																Diesel 16V Engine		Transaxle II	
																ECN = 2.0L 4 Cyl DOHC 16V		DAW = Cont.Var. w/Off-Rd Crawl	
																Dual VVT Engine		Ratio Trans	

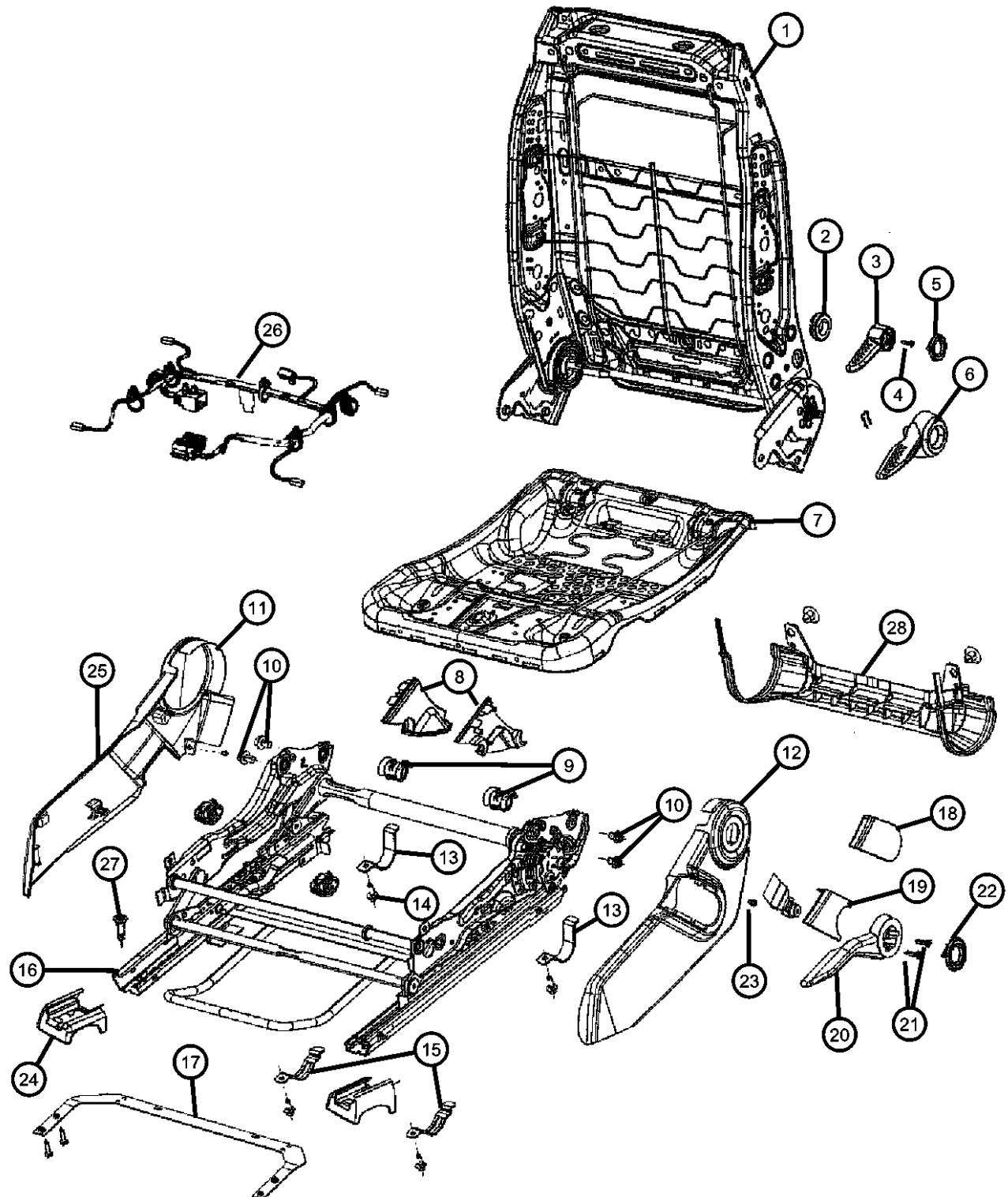
AR = use ase required - = Non illustrated part

Adjusters , Recliners and Shields - Driver Seat - Manual
Figure 50-910

ITEM	PART NUMBER	QTY	LINE	SERIES	BODY	ENGINE	TRANS	TRIM	DESCRIPTION
		1	J, T		49			*AL	[DA] , Mexico
		1	J, T		74			*AL	[DA] , Mexico
		1	J		49, 74			*AL	[DA] , Export
		1	J, T		74			*E6	[DA]
		1	J, T		49			*AL	[DA]
		1	J, T		74			*AL	[DA]
		1	J, T		49			*AL	[DV] , Mexico
		1	J, T		74			*AL	[DV] , Mexico
		1	J, T		49			*K6	[DV] , Mexico
		1	J, T		74			*K6	[DV] , Mexico
		1	J		49, 74			*AL	[DV] , Export
		1	J, T		49			*K6	[DV]
		1	J, T		74			*K6	[DV]
		1	J, T		49			*AL	[DV]
		1	J, T		74			*E6	[DV]
		1	J, T		74			*AL	[DV]
	1DQ431K2AA	1	J, T		49			*K6	[KA] , Mexico
		1	J, T		74			*K6	[KA] , Mexico
		1	J, T		49			*K6	[KA] , Export
		1	J, T		74			*K6	[KA] , Export
		1	J, T		49			*D7	[KA] , Mexico
		1	J, T		74			*D7	[KA] , Mexico
		1	J		49, 74			*D7	[KA] , Export
		1	J, T		49			*D7	[KA]
		1	J, T		49			*K6	[KA]
		1	J, T		74			*K6	[KA]
	1DQ431KAAA	1	J, T		74			*D7	[KA]
		1	J, T		74			*AL	[KA] , Mexico
		1	J, T		74			*E6	[KA] , Mexico
		1	J		49, 74			*AL	[KA] , Export
		1	J, T		74			*E6	[KA]
		1	J, T		49			*AL	[KA]
<div>COMPASS/PATRIOT (MK) SERIES LINE H = HIGHLINE T = JEEP - 2WD L = LOWLINE J = JEEP - 4WD P = PREMIUM U = JEEP - 4WD (RHD)</div> <div>BODY 49 = HATCHBACK TYPE #2 74 = SPORT UTILITY 4-DR TYPE #4</div> <div>ENGINE ECE = 2.0L 4 Cyl DOHC DPF Diesel Engine ED3 = 2.4L 4 Cyl DOHC 16V Dual VVT Engine ECD = 2.0L 4 Cyl DOHC Diesel 16V Engine ECN = 2.0L 4 Cyl DOHC 16V Dual VVT Engine</div> <div>TRANSMISSION DEF = 6-Speed Manual Aisin BG6 Trans DD7 = 5-Speed Manual T355 Transmission DAV = Continuously Variable Transaxle II DAW = Cont.Var. w/Off-Rd Crawl Ratio Trans</div>									

AR = use ase required - = Non illustrated part

Adjusters , Recliners and Shields - Driver Seat - Manual
Figure 50-910

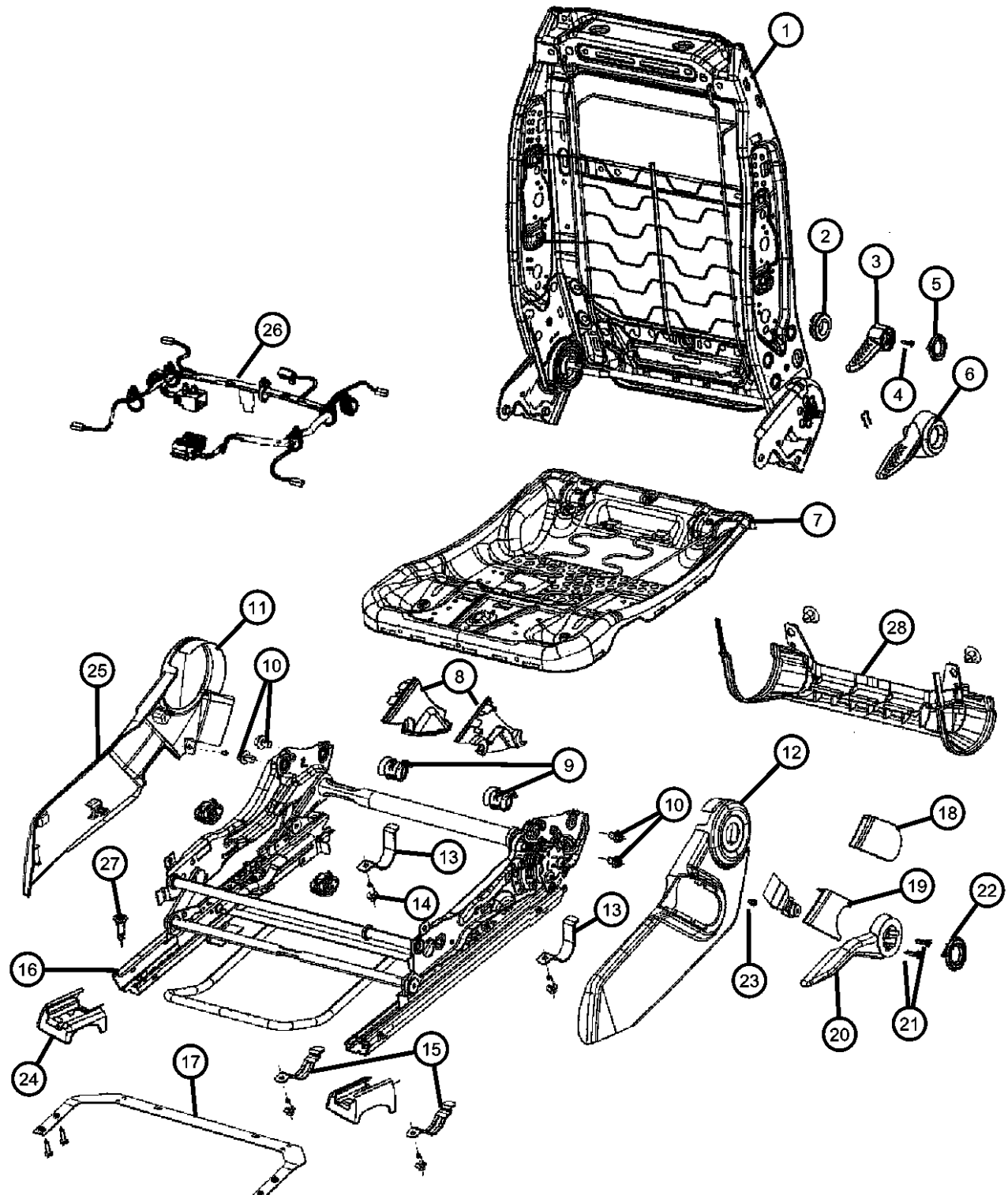
										ITEM	PART NUMBER	QTY	LINE	SERIES	BODY	ENGINE	TRANS	TRIM	DESCRIPTION	
												1	J, T		49				*AL	[KA] , Mexico
												1	J, T		74				*AL	[KA]
										20										HANDLE, Seat Lift, 4 Way
											1DQ631D5AA	1	J, T		49				*D7	[DA] , Mexico
												1	J, T		74				*D7	[DA] , Mexico
												1	J, T		49				*K6	[DA] , Mexico
												1	J, T		74				*K6	[DA] , Mexico
												1	J, T		49				*K6	[DA] , Export
												1	J, T		74				*K6	[DA] , Export
												1	J		49, 74				*D7	[DA] , Export
												1	J, T		49				*D7	[DA]
												1	J, T		74				*D7	[DA]
												1	J, T		49				*K6	[DA]
												1	J, T		74				*K6	[DA]
											1DQ631DAAA	1	J, T		49				*E6	[DA] , Mexico
												1	J, T		74				*E6	[DA] , Mexico
												1	J, T		49				*AL	[DA] , Mexico
												1	J, T		74				*AL	[DA] , Mexico
												1	J		49, 74				*AL	[DA] , Export
												1	J, T		49				*AL	[DA]
												1	J, T		74				*AL	[DA]
												1	J, T		74				*E6	[DA]
												1	J, T		49				*AL	[DV] , Mexico
												1	J, T		74				*AL	[DV] , Mexico
												1	J, T		49				*K6	[DV] , Mexico
												1	J, T		74				*K6	[DV] , Mexico
												1	J, T		49				*K6	[DV] , Export
												1	J, T		74				*K6	[DV] , Export
												1	J		49, 74				*AL	[DV] , Export
												1	J, T		49				*K6	[DV]
												1	J, T		74				*K6	[DV]
												1	J, T		49				*AL	[DV]

COMPASS/PATRIOT (MK)									
SERIES		LINE		BODY		ENGINE		TRANSMISSION	
H = HIGHLINE	T = JEEP - 2WD			49 = HATCHBACK TYPE #2		ECE = 2.0L 4 Cyl DOHC DPF		DEF = 6-Speed Manual Aisin BG6	
L = LOWLINE	J = JEEP - 4WD			74 = SPORT UTILITY 4-DR		Diesel Engine		Trans	
P = PREMIUM	U = JEEP - 4WD (RHD)			TYPE #4		ED3 = 2.4L 4 Cyl DOHC 16V		DD7 = 5-Speed Manual T355	
						Dual VVT Engine		Transmission	
						ECD = 2.0L 4 Cyl DOHC		DAV = Continuously Variable	
						Diesel 16V Engine		Transaxle II	
						ECN = 2.0L 4 Cyl DOHC 16V		DAW = Cont.Var. w/Off-Rd Crawl	
						Dual VVT Engine		Ratio Trans	

AR = use ase required - = Non illustrated part

2008 MK

Adjusters , Recliners and Shields - Driver Seat - Manual
Figure 50-910

ITEM	PART NUMBER	QTY	LINE	SERIES	BODY	ENGINE	TRANS	TRIM	DESCRIPTION	
	1DQ631K2AA	1	J, T		74			*AL	[DV]	
		1	J, T		74			*E6	[DV]	
		1	J, T		49			*D7	[KA] , Mexico	
		1	J, T		74			*D7	[KA] , Mexico	
		1	J, T		49			*K6	[KA] , Mexico	
		1	J, T		74			*K6	[KA] , Mexico	
		1	J, T		49			*K6	[KA] , Export	
		1	J, T		74			*K6	[KA] , Export	
		1	J		49, 74			*D7	[KA] , Export	
		1	J, T		49			*D7	[KA]	
		1	J, T		74			*D7	[KA]	
		1	J, T		49			*K6	[KA]	
		1	J, T		74			*K6	[KA]	
		1DQ631KAAA	1	J, T		49			*E6	[KA] , Mexico
			1	J, T		74			*E6	[KA] , Mexico
			1	J, T		49			*AL	[KA] , Mexico
			1	J, T		74			*AL	[KA] , Mexico
			1	J		49, 74			*AL	[KA] , Export
			1	J, T		49			*AL	[KA]
			1	J, T		74			*AL	[KA]
			1	J, T		74			*E6	[KA]
	21	05183367AA	2	U		49, 74			*AL	SCREW, 4 Way
		3	J, T		49			*AL		
		1	J, T		74			*E6		
		1	J, T		74			*D7		
		1	J, T		74			*K6		
		1	U		49, 74			*E6		
		2	J		49, 74			*AL		
		2	U		49, 74			*D7		
22	1DQ651D5AA	1	J, T		74				CAP, 4 Way	
								*D7	[DA] , Mexico	

COMPASS/PATRIOT (MK)

SERIES

LINE

H = HIGHLINE

T = JEEP - 2WD

L = LOWLINE

J = JEEP - 4WD

P = PREMIUM

U = JEEP - 4WD (RHD)

BODY

49 = HATCHBACK TYPE #2

74 = SPORT UTILITY 4-DR

TYPE #4

ENGINE

ECE = 2.0L 4 Cyl DOHC DPF Diesel Engine

ED3 = 2.4L 4 Cyl DOHC 16V Dual VVT Engine

ECD = 2.0L 4 Cyl DOHC Diesel 16V Engine

ECN = 2.0L 4 Cyl DOHC 16V Dual VVT Engine

TRANSMISSION

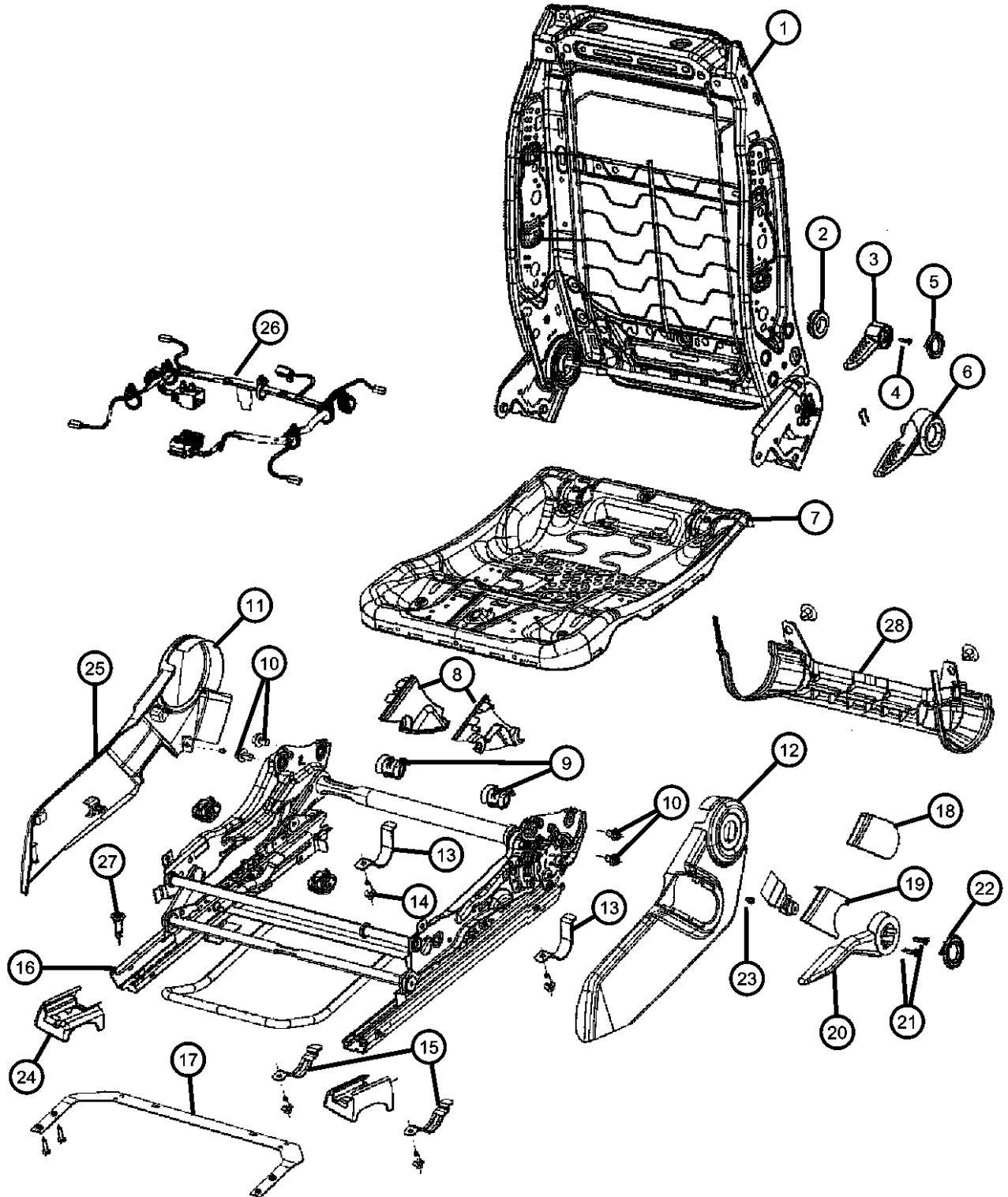
DEF = 6-Speed Manual Aisin BG6 Trans

DD7 = 5-Speed Manual T355 Transmission

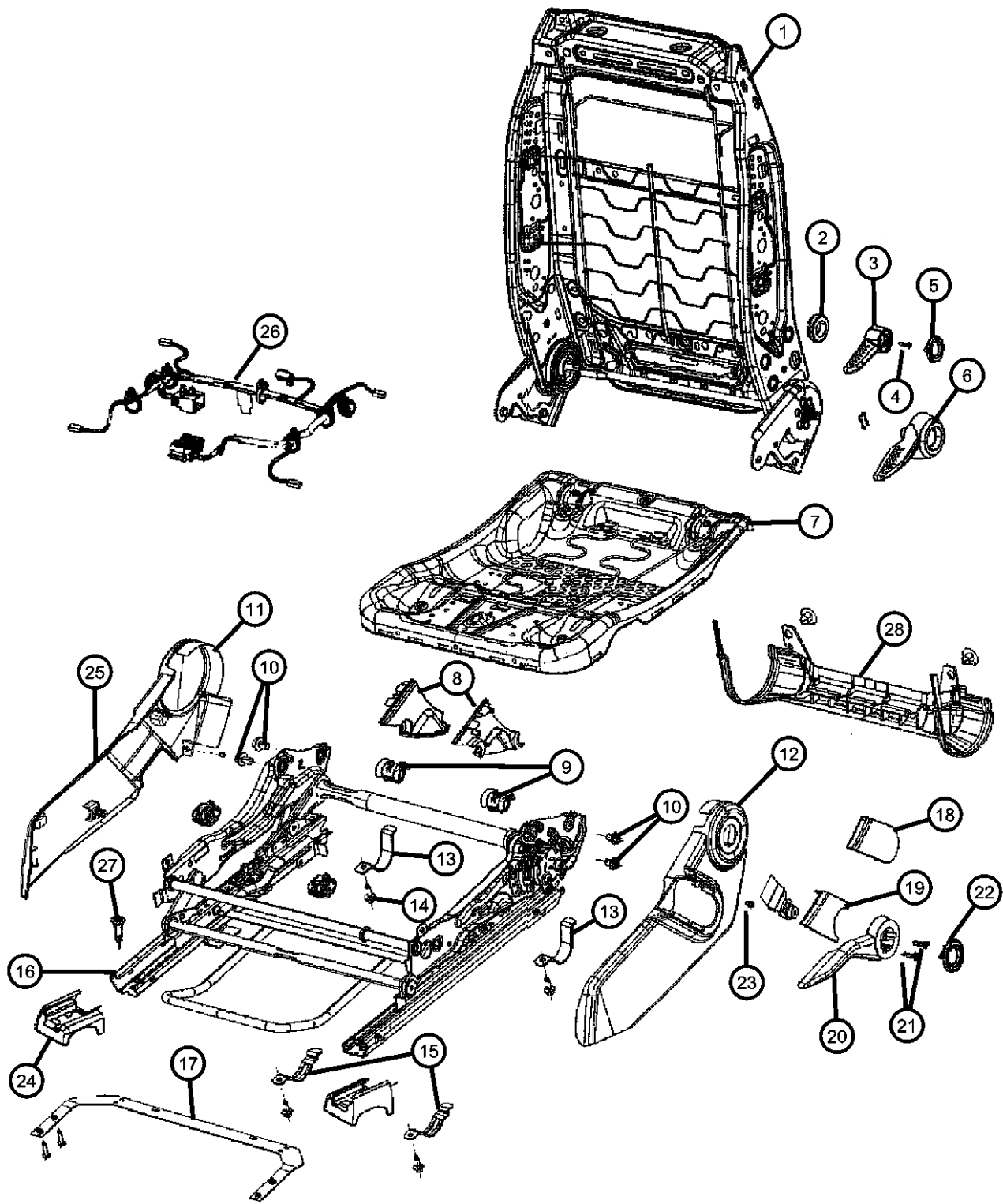
DAV = Continuously Variable Transaxle II

DAW = Cont.Var. w/Off-Rd Crawl Ratio Trans

Adjusters , Recliners and Shields - Driver Seat - Manual
Figure 50-910

ITEM	PART NUMBER	QTY	LINE	SERIES	BODY	ENGINE	TRANS	TRIM	DESCRIPTION
		1	J, T		49			*K6	[DA] , Mexico
		1	J, T		74			*K6	[DA] , Mexico
		1	J, T		49			*K6	[DA] , Export
		1	J, T		74			*K6	[DA] , Export
		1	J, T		49			*D7	[DA] , Mexico
		1	J		49, 74			*D7	[DA] , Export
		1	J, T		49			*D7	[DA]
		1	J, T		74			*D7	[DA]
		1	J, T		49			*K6	[DA]
		1	J, T		74			*K6	[DA]
	1DQ651DAAA	1	J, T		49			*E6	[DA] , Mexico
		1	J, T		74			*E6	[DA] , Mexico
		1	J, T		49			*AL	[DA] , Mexico
		1	J, T		74			*AL	[DA] , Mexico
		1	J		49, 74			*AL	[DA] , Export
	1DQ651K2AA	1	J, T		74			*E6	[DA]
		1	J, T		49			*D7	[KA] , Mexico
		1	J, T		74			*D7	[KA] , Mexico
		1	J, T		49			*K6	[KA] , Mexico
		1	J, T		74			*K6	[KA] , Mexico
		1	J, T		74			*K6	[KA] , Export
		1	J, T		49			*K6	[KA] , Export
		1	J		49, 74			*D7	[KA] , Export
		1	J, T		49			*D7	[KA]
	1DQ651KAAA	1	J, T		74			*D7	[KA]
		1	J, T		49			*E6	[KA] , Mexico
		1	J, T		74			*E6	[KA] , Mexico
		1	J, T		49			*AL	[KA] , Mexico
		1	J, T		74			*AL	[KA] , Mexico
		1	J		49, 74			*AL	[KA] , Export
		1	J, T		74			*E6	[KA]
23									BOLT
<div>COMPASS/PATRIOT (MK) SERIES LINE H = HIGHLINE T = JEEP - 2WD L = LOWLINE J = JEEP - 4WD P = PREMIUM U = JEEP - 4WD (RHD)</div> <div>BODY 49 = HATCHBACK TYPE #2 74 = SPORT UTILITY 4-DR TYPE #4</div> <div>ENGINE ECE = 2.0L 4 Cyl DOHC DPF Diesel Engine ED3 = 2.4L 4 Cyl DOHC 16V Dual VVT Engine ECD = 2.0L 4 Cyl DOHC Diesel 16V Engine ECN = 2.0L 4 Cyl DOHC 16V Dual VVT Engine</div> <div>TRANSMISSION DEF = 6-Speed Manual Aisin BG6 Trans DD7 = 5-Speed Manual T355 Transmission DAV = Continuously Variable Transaxle II DAW = Cont.Var. w/Off-Rd Crawl Ratio Trans</div>									

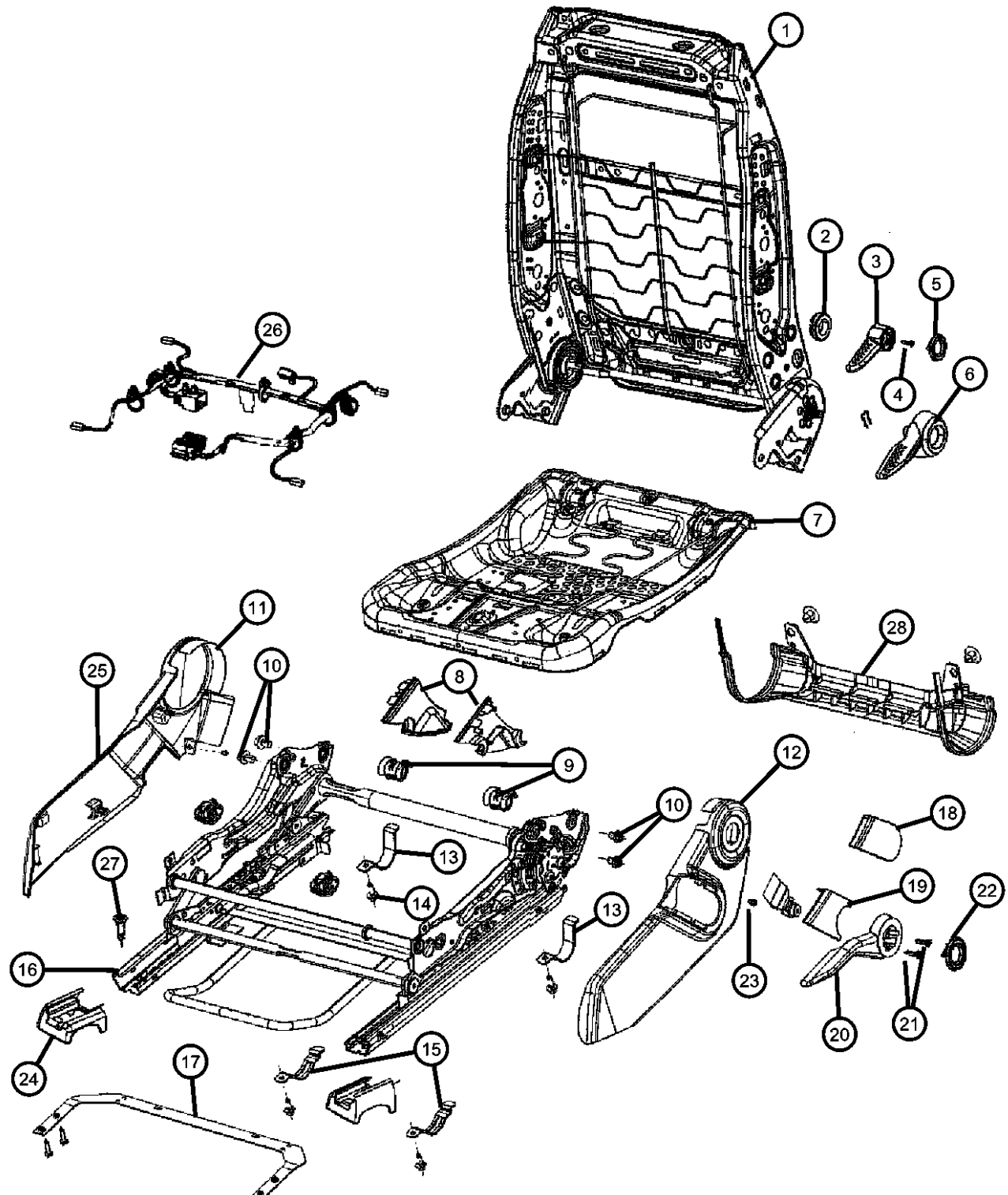
Adjusters , Recliners and Shields - Driver Seat - Manual
Figure 50-910



ITEM	PART NUMBER	QTY	LINE	SERIES	BODY	ENGINE	TRANS	TRIM	DESCRIPTION
	05139634AA	4	J, T		49, 74			*D7	
		4	J, T		49, 74			*D7	Mexico
		4	J, T		49, 74			*E6	
		4	J, T		49, 74			*E6	Mexico
		4	J, T		49			*K6	
		4	J, T		49, 74			*K6	Mexico
		2	J		49, 74			*D7	Export
		2	J, T		49, 74			*AL	Mexico
		2	J, T		49			*K6	Export
		2	J, T		49			*AL	
		2	U		49, 74			*E6	Export
		2	U		49, 74			*AL	Export
		4	J, T		49			*B7	
24									COVER, Track
	05191912AA	1	J, T		49, 74			*AL	Right
		1	J		49, 74			*AL	Export, Right
		1	U		49, 74			*AL	Export, Right
		1	J, T		49, 74			*D7	Right
		1	J, T		49, 74			*AL	Mexico, Right
	05191913AA	1	J, T		49, 74			*AL	Left
		1	U		49, 74			*AL	Export, Left
		1	J, T		49, 74			*D7	Left
		1	J, T		49, 74			*AL	Mexico, Left
25									SHIELD, Seat
	1ER351DVAA	1	U		49, 74			*AL	[DV] , 2 Way
		1	U		49, 74			*K6	[DV] , 2 Way
	1ER35DK7AA	1	U		49, 74			*K6	[KA] , 2 Way
		1	U		49, 74			*AL	[KA] , 2 Way
	1ER35XDVAA	1	U		49, 74			*K6	[DA] , 2 Way
	1ER371D5AA	1	U		49, 74			*K6	[DA] , 4 Way
	1ER371DVAA	1	U		49, 74			*K6	[DV] , 4 Way
		1	U		49, 74			*AL	[DV] , 4 Way

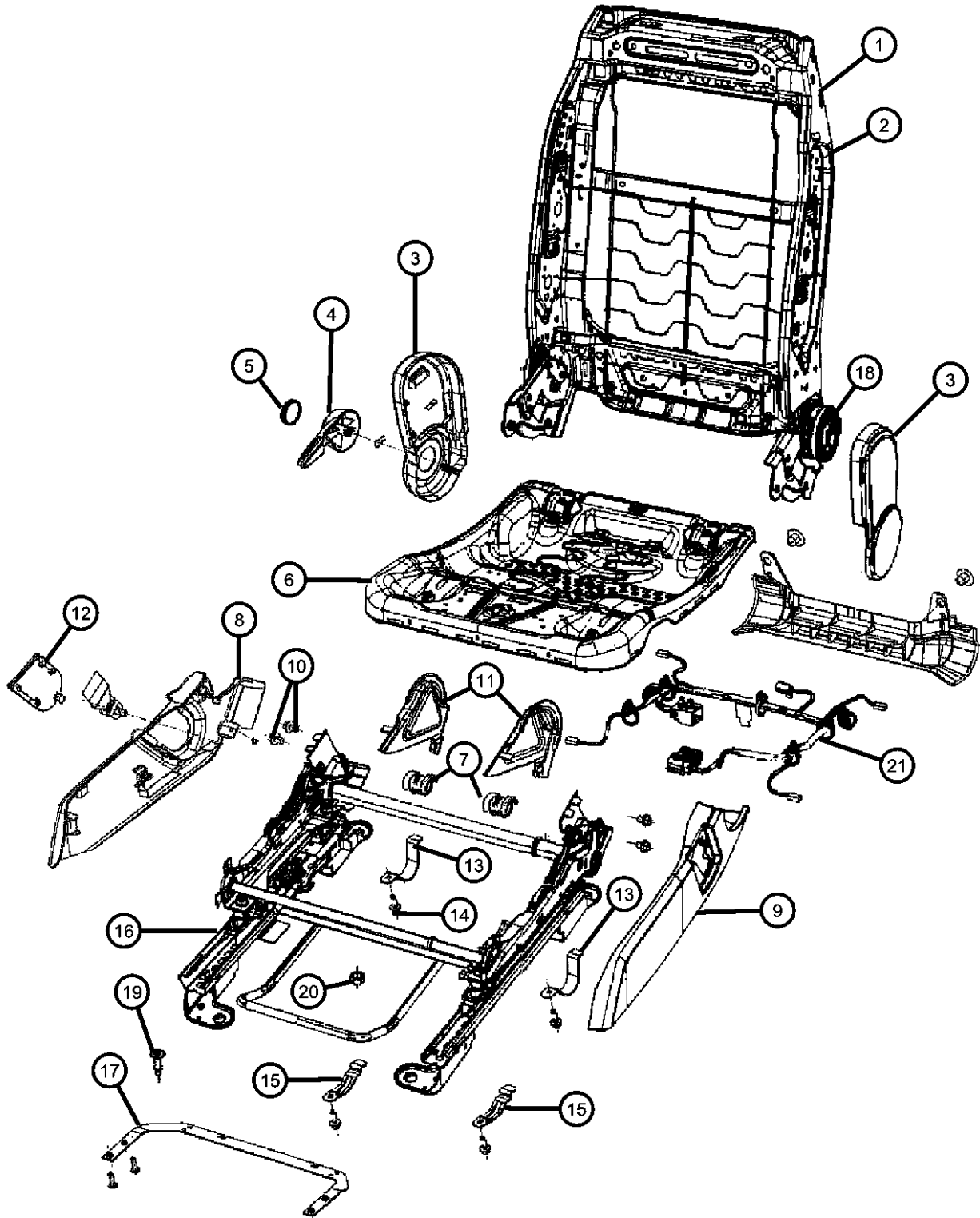
COMPASS/PATRIOT (MK)		BODY	ENGINE	TRANSMISSION
SERIES	LINE			
H = HIGHLINE	T = JEEP - 2WD	49 = HATCHBACK TYPE #2	ECE = 2.0L 4 Cyl DOHC DPF Diesel Engine	DEF = 6-Speed Manual Aisin BG6 Trans
L = LOWLINE	J = JEEP - 4WD	74 = SPORT UTILITY 4-DR TYPE #4	ED3 = 2.4L 4 Cyl DOHC 16V Dual VVT Engine	DD7 = 5-Speed Manual T355 Transmission
P = PREMIUM	U = JEEP - 4WD (RHD)		ECD = 2.0L 4 Cyl DOHC Diesel 16V Engine	DAV = Continuously Variable Transaxle II
			ECN = 2.0L 4 Cyl DOHC 16V Dual VVT Engine	DAW = Cont.Var. w/Off-Rd Crawl Ratio Trans

Adjusters , Recliners and Shields - Driver Seat - Manual
Figure 50-910

										
ITEM	PART NUMBER	QTY	LINE	SERIES	BODY	ENGINE	TRANS	TRIM	DESCRIPTION	
	1ER371K2AA	1	U		49, 74			*K6	[KA] , 4 Way	
26	1ER371K2AA	1							WIRING, Track Position Sensor, See 820 for more harnesses, (NOT SERVICED), SCREW	
27	06102406AA	4	J, T, U		49					
		4	J, T, U		74					
28	68001883AA	1	U		49, 74			*E6	PLATE	
		1	J		49, 74			*AL		
		1	U		49, 74			*D7		
-29	1FC73DK7AA	1	J, T		74			*E6	SHIELD, RISER	
		1	U		49, 74			*K6	[KA] , 2 Way	
		1	J, T		49			*B7	[KA] , 2 Way	
		1	U		49, 74			*AL	[KA] , Export , 2 Way	
	1FC73XDVAA	1	J, T		49			*K6	[KA] , Mexico , 2 Way	
		1	U		74			*E6	[DV] , 2 Way	
		1	U		49, 74			*AL	[DV] , Export , 2 Way	
		1	U		49, 74			*K6	[DV] , Export , 2 Way	
		1	J, T		49			*B7	[DV] , 2 Way	
	1FC75DK7AA	1	J, T		49			*K6	[DV] , Mexico , 2 Way	
		1	J, T		49			*K6	[KA] , 4 Way	
		1	J, T		74			*K6	[KA] , 4 Way	
		1	J, T		74			*E6	[KA] , 4 Way	
		1	J, T		49			*AL	[KA] , Mexico , 4 Way	
		1	J, T		74			*AL	[KA] , Mexico , 4 Way	
		1	J, T		49			*AL	[KA] , 4 Way	
	1FC75XDVAA	1	J, T		74			*AL	[KA] , 4 Way	
		1	J, T		74			*E6	[DV] , 4 Way	
<div><div>COMPASS/PATRIOT (MK)</div><div><div>SERIES</div><div>LINE</div></div><div><div>H = HIGHLINE</div><div>T = JEEP - 2WD</div><div>L = LOWLINE</div><div>J = JEEP - 4WD</div><div>P = PREMIUM</div><div>U = JEEP - 4WD (RHD)</div></div></div> <div><div>BODY</div><div>49 = HATCHBACK TYPE #2</div><div>74 = SPORT UTILITY 4-DR</div><div>TYPE #4</div></div> <div><div>ENGINE</div><div>ECE = 2.0L 4 Cyl DOHC DPF</div><div>Diesel Engine</div><div>ED3 = 2.4L 4 Cyl DOHC 16V</div><div>Dual VVT Engine</div><div>ECD = 2.0L 4 Cyl DOHC</div><div>Diesel 16V Engine</div><div>ECN = 2.0L 4 Cyl DOHC 16V</div><div>Dual VVT Engine</div></div> <div><div>TRANSMISSION</div><div>DEF = 6-Speed Manual Aisin BG6</div><div>Trans</div><div>DD7 = 5-Speed Manual T355</div><div>Transmission</div><div>DAV = Continuously Variable</div><div>Transaxle II</div><div>DAW = Cont.Var. w/Off-Rd Crawl</div><div>Ratio Trans</div></div>										

AR = use ase required - = Non illustrated part

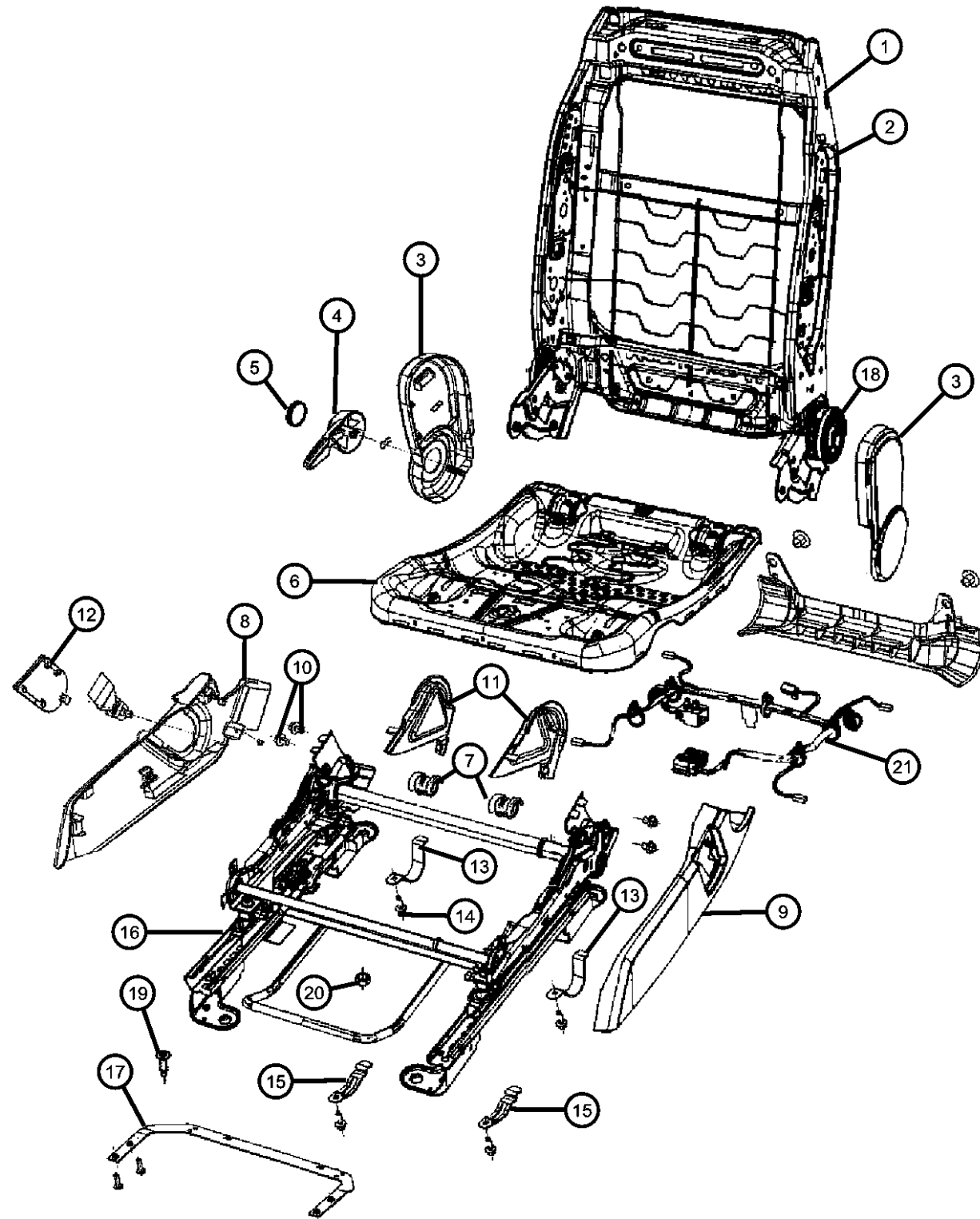
Adjusters , Recliners and Shields - Passenger Seat - Manual
Figure 50-920



ITEM	PART NUMBER	QTY	LINE	SERIES	BODY	ENGINE	TRANS	TRIM	DESCRIPTION
1									FRAME, Front Seat Back
	05183306AA	1	J, T		49, 74			*D7	
		1	J, T		49, 74			*D7	Mexico
	05183309AA	1	J, T		49, 74			*E6	Fold Flat
		1	J, T		49, 74			*E6	Fold Flat , Mexico
		1	J, T		49, 74			*E6	
		1	J, T		49, 74			*E6	Mexico
		1	J, T		49			*K6	
		1	J, T		49, 74			*K6	Mexico
		1	U		49, 74			*D7	Export
		1	J, T		49, 74			*D7	Fold Flat
		1	J, T		49, 74			*D7	Fold Flat , Mexico
		1	J		49, 74			*D7	Fold Flat , Export
		1	J, T		49			*K6	Fold Flat
		1	J, T		49, 74			*K6	Fold Flat , Mexico
		1	J, T		49, 74			*AL	Fold Flat
		1	J		49, 74			*AL	Fold Flat , Export
		1	J, T		49, 74			*AL	Fold Flat , Mexico
		1	J, T		49			*K6	Fold Flat , Export
		1	J, T		74			*K6	Fold Flat , Export
2									PANEL, Seat Back
	05183351AA	1	U		49, 74			*E6	Fold Flat , Export
		1	U		49, 74			*AL	Fold Flat , Export
		1	J, T		49			*AL	Fold Flat , Mexico
		1	J, T		74			*AL	Fold Flat , Mexico
		1	U		49, 74			*D7	Fold Flat , Export
		1	J, T		49			*E6	Fold Flat
		1	J, T		74			*E6	Fold Flat
	05183352AA	1	J, T		49, 74			*E6	Mexico
		1	J, T		49			*K6	
		1	J, T		49, 74			*K6	Mexico
		1	J, T		49, 74			*E6	
		1	J, T		74			*K6	

COMPASS/PATRIOT (MK)		BODY	ENGINE	TRANSMISSION
SERIES	LINE			
H = HIGHLINE	T = JEEP - 2WD			
L = LOWLINE	J = JEEP - 4WD			
P = PREMIUM	U = JEEP - 4WD (RHD)	49 = HATCHBACK TYPE #2 74 = SPORT UTILITY 4-DR TYPE #4	ECE = 2.0L 4 Cyl DOHC DPF Diesel Engine ED3 = 2.4L 4 Cyl DOHC 16V Dual VVT Engine ECD = 2.0L 4 Cyl DOHC Diesel 16V Engine ECN = 2.0L 4 Cyl DOHC 16V Dual VVT Engine	DEF = 6-Speed Manual Aisin BG6 Trans DD7 = 5-Speed Manual T355 Transmission DAV = Continuously Variable Transaxle II DAW = Cont.Var. w/Off-Rd Crawl Ratio Trans

Adjusters , Recliners and Shields - Passenger Seat - Manual
Figure 50-920



ITEM	PART NUMBER	QTY	LINE	SERIES	BODY	ENGINE	TRANS	TRIM	DESCRIPTION
3		1	U		49, 74			*AL	Export
		2	U		49, 74			*E6	Export
		2	U		49, 74			*D7	Export
		1	J, T		49			*AL	Mexico
		1	J, T		74			*AL	Mexico
									SHIELD, Recliner
	1DQ521D5AA	1	J, T		49			*K6	[DA] , Export, Outboard
		1	J, T		74			*K6	[DA] , Export, Outboard
		1	J, T		49			*D7	[DA] , Mexico, Outboard
		1	J, T		74			*D7	[DA] , Mexico, Outboard
3		1	J, T		49			*K6	[DA] , Mexico, Outboard
		1	J, T		74			*K6	[DA] , Mexico, Outboard
		1	J, T		74			*D7	[DA], Outboard
		1	J		49, 74			*D7	[DA] , Export, Outboard
		1	J, T		49			*K6	[DA], Outboard
		1	J, T		74			*K6	[DA], Outboard
	1DQ521DAAA	1	J, T		49			*D7	[DA], Outboard
		1	J, T		49			*E6	[DA] , Mexico, Outboard
		1	J, T		74			*E6	[DA] , Mexico, Outboard
		1	J, T		49			*AL	[DA] , Mexico, Outboard
		1	J, T		74			*AL	[DA] , Mexico, Outboard
		1	J		49, 74			*AL	[DA] , Export, Outboard
		1	J, T		49			*AL	[DA], Outboard
		1	J, T		74			*AL	[DA], Outboard
		1	J, T		74			*E6	[DA], Outboard
		1	J, T		49			*AL	[DV] , Mexico, Outboard
		1	J, T		74			*AL	[DV] , Mexico, Outboard
		1	J, T		49			*K6	[DV] , Mexico, Outboard
		1	J, T		74			*K6	[DV] , Mexico, Outboard
		1	J, T		49			*K6	[DV] , Export, Outboard
		1	J, T		49			*AL	[DV], Outboard
		1	J, T		74			*AL	[DV], Outboard

COMPASS/PATRIOT (MK)

SERIES LINE
H = HIGHLINE T = JEEP - 2WD
L = LOWLINE J = JEEP - 4WD
P = PREMIUM U = JEEP - 4WD (RHD)

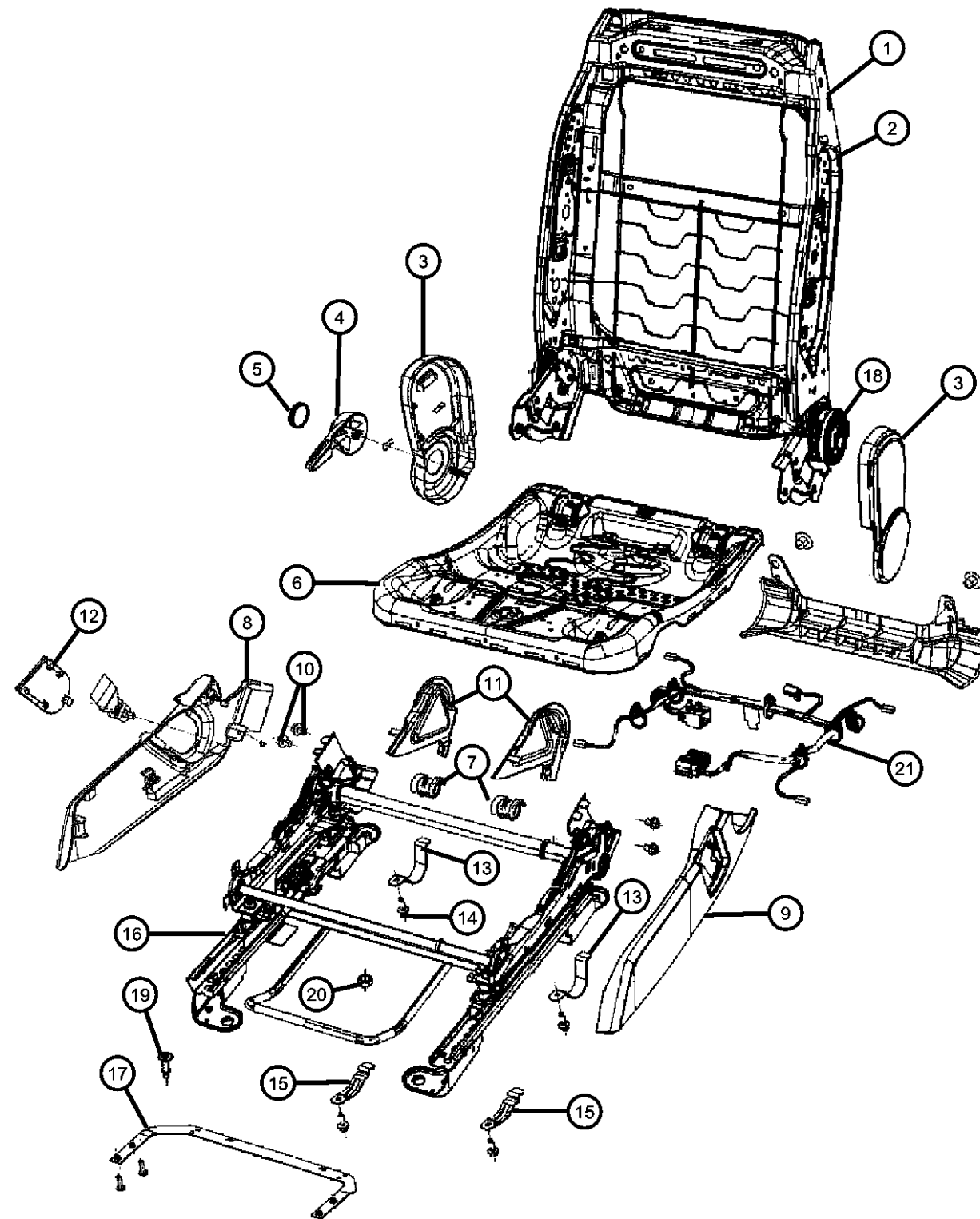
BODY
49 = HATCHBACK TYPE #2
74 = SPORT UTILITY 4-DR TYPE #4

ENGINE
ECE = 2.0L 4 Cyl DOHC DPF Diesel Engine
ED3 = 2.4L 4 Cyl DOHC 16V Dual VVT Engine
ECD = 2.0L 4 Cyl DOHC Diesel 16V Engine
ECN = 2.0L 4 Cyl DOHC 16V Dual VVT Engine
TRANSMISSION
DEF = 6-Speed Manual Aisin BG6 Trans
DD7 = 5-Speed Manual T355 Transmission
DAV = Continuously Variable Transaxle II
DAW = Cont.Var. w/Off-Rd Crawl Ratio Trans

AR = use ase required - = Non illustrated part

2008 MK

Adjusters , Recliners and Shields - Passenger Seat - Manual
Figure 50-920



ITEM	PART NUMBER	QTY	LINE	SERIES	BODY	ENGINE	TRANS	TRIM	DESCRIPTION
		1	J, T		74			*K6	[DV] , Export, Outboard
		1	J		49, 74			*AL	[DV] , Export, Outboard
		1	J, T		49			*K6	[DV], Outboard
		1	J, T		74			*K6	[DV], Outboard
	1DQ521K2AA	1	J, T		49			*D7	[KA] , Mexico, Outboard
		1	J, T		74			*D7	[KA] , Mexico, Outboard
		1	J, T		49			*K6	[KA] , Mexico, Outboard
		1	J, T		74			*K6	[KA] , Mexico, Outboard
		1	J, T		49			*K6	[KA] , Export, Outboard
		1	J, T		74			*K6	[KA] , Export, Outboard
		1	J		49, 74			*D7	[KA] , Export, Outboard
		1	J, T		49			*K6	[KA], Outboard
		1	J, T		74			*K6	[KA], Outboard
		1	J, T		49			*D7	[KA], Outboard
		1	J, T		74			*D7	[KA], Outboard
	1DQ521KAAA	1	J, T		49			*E6	[KA] , Mexico, Outboard
		1	J, T		74			*E6	[KA] , Mexico, Outboard
		1	J, T		49			*AL	[KA] , Mexico, Outboard
		1	J, T		74			*AL	[KA] , Mexico, Outboard
		1	J		49, 74			*AL	[KA] , Export, Outboard
		1	J, T		74			*E6	[KA], Outboard
		1	J, T		49			*AL	[KA], Outboard
		1	J, T		74			*AL	[KA], Outboard
	1DQ561DVAA	1	J, T		49			*AL	[DV], Inboard
		1	J, T		49			*K6	[DV] , Mexico, Inboard
		1	J, T		74			*K6	[DV] , Mexico, Inboard
		1	J, T		49			*K6	[DV], Inboard
		1	J, T		74			*K6	[DV], Inboard
		1	J, T		74			*AL	[DV], Inboard
		1	U		49, 74			*K6	[DV] , Export, Inboard
	1DQ56DK7AA	1	J, T		49			*D7	[KA] , Mexico, Inboard
		1	J, T		74			*D7	[KA] , Mexico, Inboard

COMPASS/PATRIOT (MK)

SERIES LINE
H = HIGHLINE T = JEEP - 2WD
L = LOWLINE J = JEEP - 4WD
P = PREMIUM U = JEEP - 4WD (RHD)

BODY
49 = HATCHBACK TYPE #2
74 = SPORT UTILITY 4-DR
TYPE #4

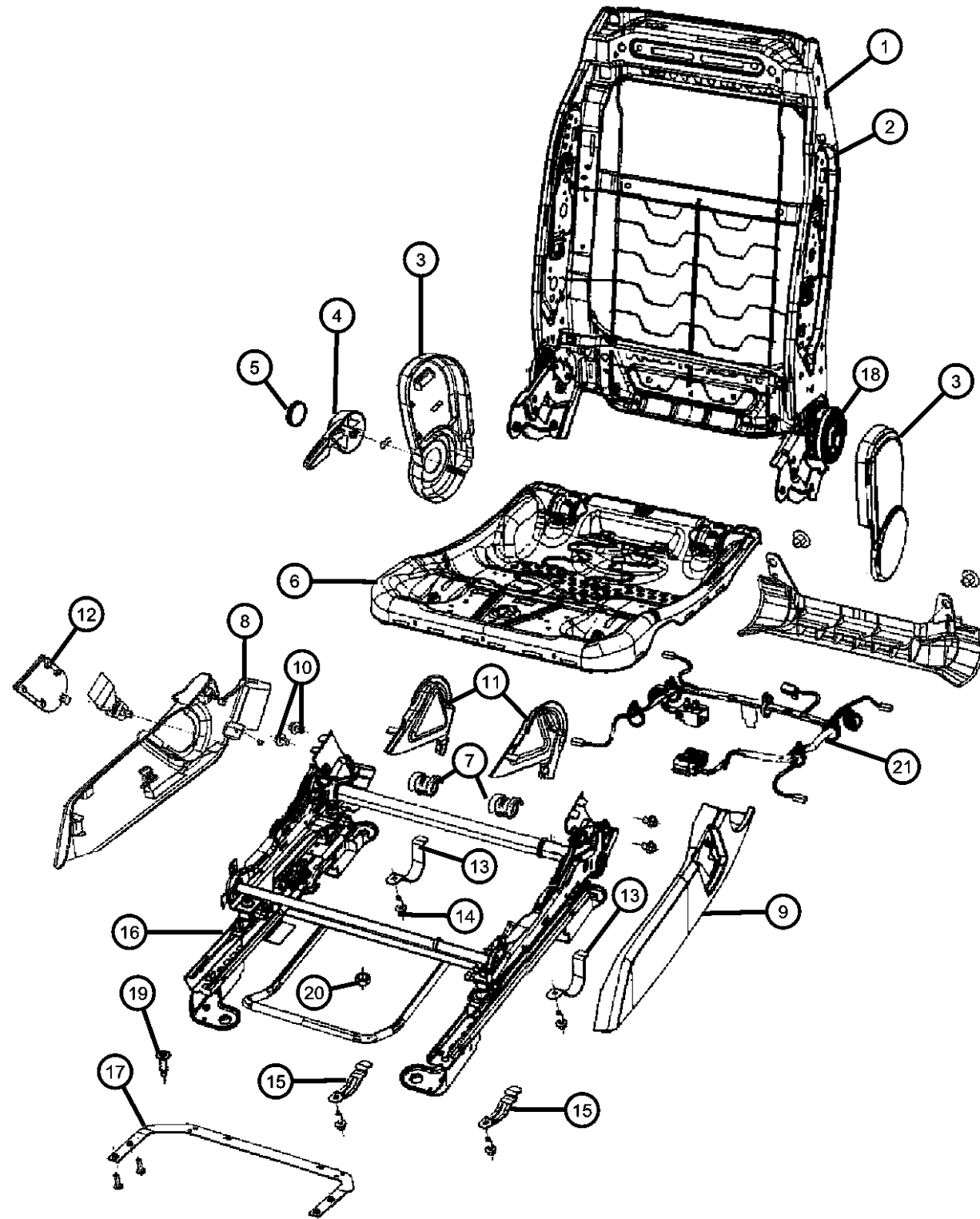
ENGINE
ECE = 2.0L 4 Cyl DOHC DPF
Diesel Engine
ED3 = 2.4L 4 Cyl DOHC 16V
Dual VVT Engine
ECD = 2.0L 4 Cyl DOHC
Diesel 16V Engine
ECN = 2.0L 4 Cyl DOHC 16V
Dual VVT Engine

TRANSMISSION
DEF = 6-Speed Manual Aisin BG6
Trans
DD7 = 5-Speed Manual T355
Transmission
DAV = Continuously Variable
Transaxle II
DAW = Cont.Var. w/Off-Rd Crawl
Ratio Trans

AR = use ase required - = Non illustrated part

2008 MK

Adjusters , Recliners and Shields - Passenger Seat - Manual
Figure 50-920



ITEM	PART NUMBER	QTY	LINE	SERIES	BODY	ENGINE	TRANS	TRIM	DESCRIPTION
	1DQ56XD-VAA	1	J, T		49			*K6	[KA] , Mexico, Inboard
		1	J, T		74			*K6	[KA] , Mexico, Inboard
		1	J, T		49			*K6	[KA], Inboard
		1	J, T		74			*K6	[KA], Inboard
		1	J, T		49			*D7	[KA], Inboard
		1	J, T		74			*D7	[KA], Inboard
		1	J, T		49			*K6	[DA] , Mexico, Inboard
		1	J, T		74			*K6	[DA] , Mexico, Inboard
		1	J, T		49			*D7	[DA], Inboard
		1	J, T		74			*D7	[DA], Inboard
		1	J, T		49			*K6	[DA], Inboard
		1	J, T		49			*D7	[DA] , Mexico, Inboard
		1	J, T		74			*D7	[DA] , Mexico, Inboard
		1	J, T		74			*K6	[DA], Inboard
4	1DQ591DAAA	1	U		49, 74			*K6	[DA] , Export, Inboard
									HANDLE, Recliner
		1	J, T		74			*AL	[DA], Left
		1	J, T		74			*AL	[DV], Left
		1DQ591KAAA	J, T		74			*AL	[KA], Left
		1DQ601DAAA	J, T		74			*AL	[DV], Right
5	1DQ601KAAA	1	J, T		74			*AL	[KA], Right
									CAP
		1DQ661D5AA	J, T		49			*D7	[DA]
		1	J, T		74			*D7	[DA]
		1DQ661DAAA	J, T		49			*AL	[DA] , Mexico
		1	J, T		74			*AL	[DA] , Mexico
		1	J		49, 74			*AL	[DA] , Export
		1	J, T		74			*AL	[DA]
		1	J, T		74			*E6	[DA]
		1	J, T		49			*AL	[DA]
		1	J, T		49			*AL	[DV] , Mexico
		1	J, T		74			*AL	[DV] , Mexico

COMPASS/PATRIOT (MK)

SERIES LINE
H = HIGHLINE T = JEEP - 2WD
L = LOWLINE J = JEEP - 4WD
P = PREMIUM U = JEEP - 4WD (RHD)

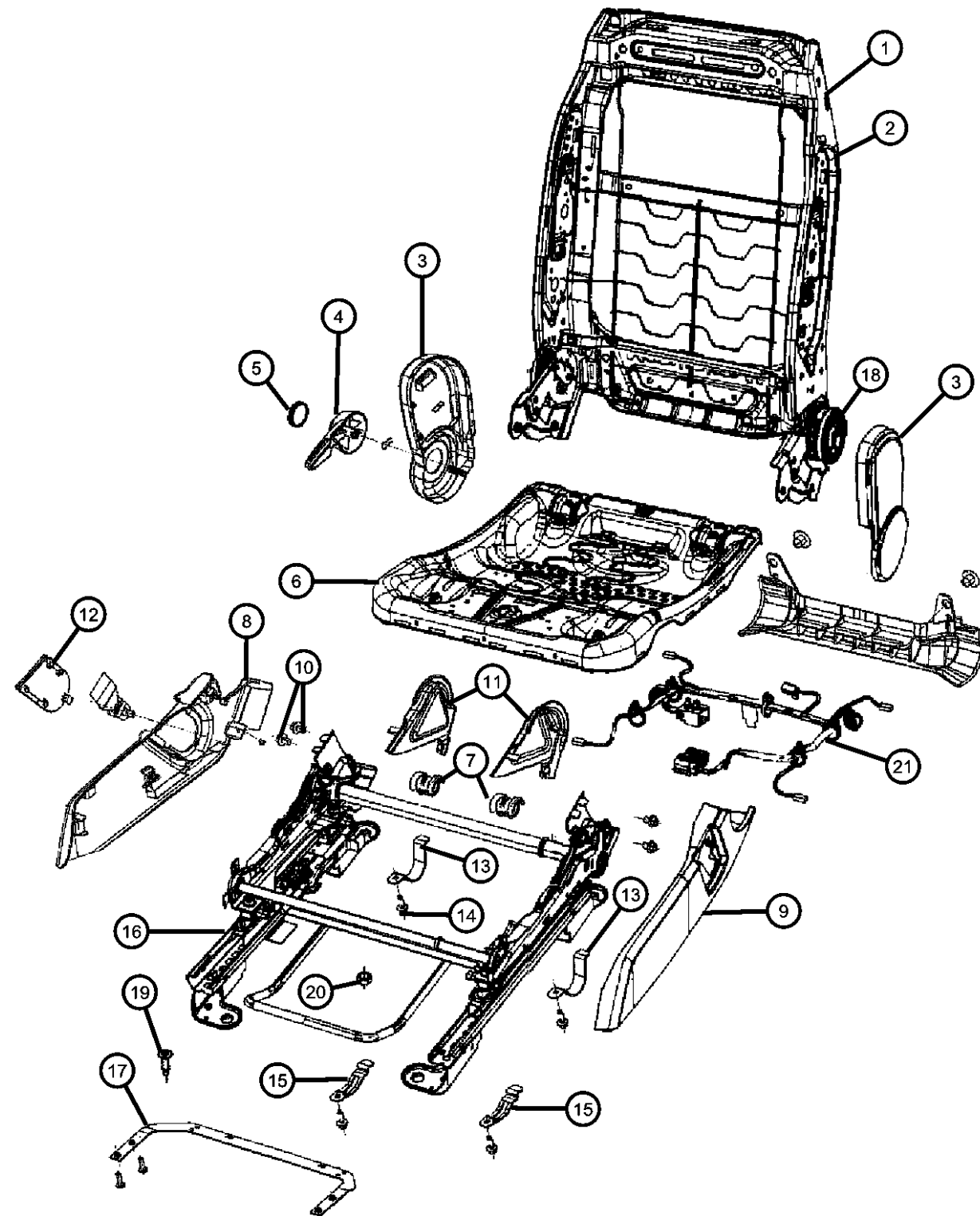
BODY
49 = HATCHBACK TYPE #2
74 = SPORT UTILITY 4-DR TYPE #4

ENGINE TRANSMISSION
ECE = 2.0L 4 Cyl DOHC DPF DEF = 6-Speed Manual Aisin BG6
Diesel Engine Trans
ED3 = 2.4L 4 Cyl DOHC 16V DD7 = 5-Speed Manual T355
Dual VVT Engine Transmission
ECD = 2.0L 4 Cyl DOHC DAV = Continuously Variable
Diesel 16V Engine Transaxle II
ECN = 2.0L 4 Cyl DOHC 16V DAW = Cont.Var. w/Off-Rd Crawl
Dual VVT Engine Ratio Trans

AR = use ase required - = Non illustrated part

2008 MK

Adjusters , Recliners and Shields - Passenger Seat - Manual
Figure 50-920



ITEM	PART NUMBER	QTY	LINE	SERIES	BODY	ENGINE	TRANS	TRIM	DESCRIPTION
		1	J		49, 74			*AL	[DV] , Export
		1	J, T		49			*AL	[DV]
		1	J, T		74			*AL	[DV]
		1	J, T		49			*B7	[DV]
		1	J, T		74			*E6	[DV]
	1DQ661K2AA	1	J, T		49			*D7	[KA]
		1	J, T		74			*D7	[KA]
	1DQ661KAAA	1	J, T		49			*AL	[KA] , Mexico
		1	J, T		74			*AL	[KA] , Mexico
		1	J		49, 74			*AL	[KA] , Export
		1	J, T		49			*AL	[KA]
		1	J, T		74			*AL	[KA]
		1	J, T		74			*E6	[KA]
		1	J, T		49			*B7	[KA]
6									FRAME, Seat cushion
	05183324AA	1	J, T		49, 74			*D7	
		1	J, T		49, 74			*D7	Mexico
		1	J, T		49, 74			*E6	
		1	J, T		49, 74			*E6	Mexico
		1	J, T		49			*K6	
		1	J, T		49, 74			*K6	Mexico
		2	J, T		49, 74			*AL	Mexico
		1	J		49, 74			*D7	Export
		2	J, T		49, 74			*AL	
		2	J		49, 74			*AL	Export
		2	J, T		49			*K6	
		2	J, T		49			*K6	Export
7									BRACKET
	05183369AA	2	J, T		49, 74			*E6	
		2	J, T		49, 74			*E6	Mexico
		2	J, T		49			*K6	
		2	J, T		49, 74			*K6	Mexico

COMPASS/PATRIOT (MK)

SERIES LINE
H = HIGHLINE T = JEEP - 2WD
L = LOWLINE J = JEEP - 4WD
P = PREMIUM U = JEEP - 4WD (RHD)

BODY
49 = HATCHBACK TYPE #2
74 = SPORT UTILITY 4-DR
TYPE #4

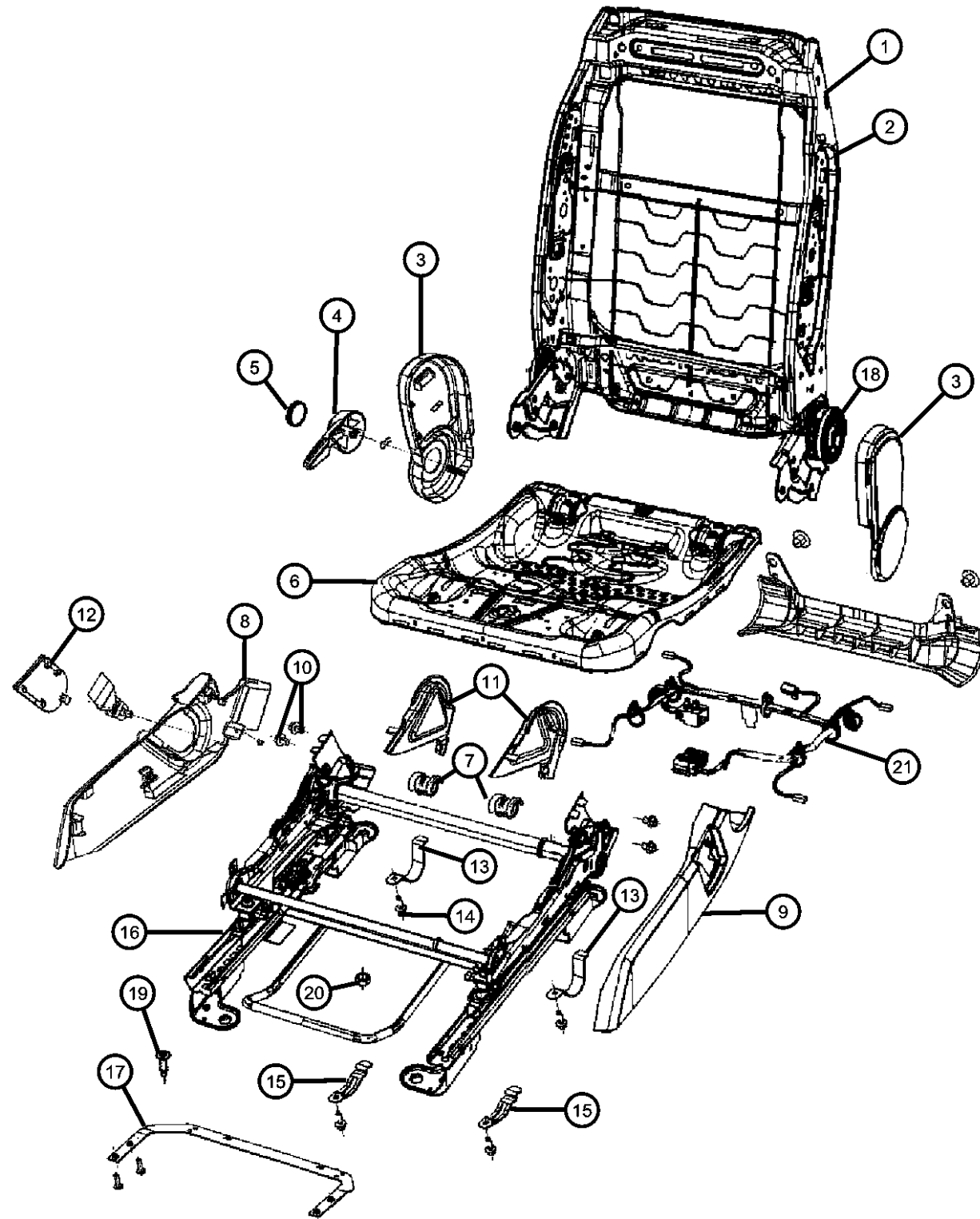
ENGINE
ECE = 2.0L 4 Cyl DOHC DPF
Diesel Engine
ED3 = 2.4L 4 Cyl DOHC 16V
Dual VVT Engine
ECD = 2.0L 4 Cyl DOHC
Diesel 16V Engine
ECN = 2.0L 4 Cyl DOHC 16V
Dual VVT Engine

TRANSMISSION
DEF = 6-Speed Manual Aisin BG6
Trans
DD7 = 5-Speed Manual T355
Transmission
DAV = Continuously Variable
Transaxle II
DAW = Cont.Var. w/Off-Rd Crawl
Ratio Trans

AR = use ase required - = Non illustrated part

2008 MK

Adjusters , Recliners and Shields - Passenger Seat - Manual
Figure 50-920



ITEM	PART NUMBER	QTY	LINE	SERIES	BODY	ENGINE	TRANS	TRIM	DESCRIPTION
8	1DQ301D5AA	4	J, T		49, 74			*AL	
		4	J		49, 74			*AL	Export
		4	J		49, 74			*D7	Export
		4	J, T		49, 74			*AL	Mexico
		4	J, T		49, 74			*D7	
		4	J, T		49			*K6	Export
		4	J, T		74			*K6	Export
									SHIELD, Passenger Outboard
		1	J, T		49			*D7	[DA] , Fold Flat , Mexico
		1	J, T		74			*D7	[DA] , Fold Flat , Mexico
		1	J, T		49			*K6	[DA] , Fold Flat , Mexico
		1	J, T		74			*K6	[DA] , Fold Flat , Mexico
		1	J, T		49			*K6	[DA] , Export , Fold Flat
		1	J, T		74			*K6	[DA] , Export , Fold Flat
	1DQ301DAAA	1	J		49, 74			*D7	[DA] , Export , Fold Flat
		1	J, T		74			*D7	[DA] , Fold Flat
		1	J, T		49			*K6	[DA] , Fold Flat
		1	J, T		74			*K6	[DA] , Fold Flat
		1	J, T		49			*D7	[DA] , Fold Flat
		1	J, T		74			*AL	[DA] , Fold Flat , Mexico
		1	J		49, 74			*AL	[DA] , Export , Fold Flat
		1	J, T		49			*AL	[DA] , Fold Flat
		1	J, T		49			*E6	[DA] , Fold Flat , Mexico
		1	J, T		74			*E6	[DA] , Fold Flat , Mexico
		1	J, T		49			*AL	[DA] , Fold Flat , Mexico
		1	J, T		74			*AL	[DA] , Fold Flat
		1	J, T		74			*E6	[DA] , Fold Flat
		1	J, T		74			*AL	[DV] , Fold Flat , Mexico
		1	J, T		49			*K6	[DV] , Fold Flat , Mexico
		1	J, T		49			*AL	[DV] , Fold Flat , Mexico
		1	J, T		74			*K6	[DV] , Fold Flat , Mexico
		1	J, T		49			*K6	[DV] , Export , Fold Flat

COMPASS/PATRIOT (MK)

SERIES LINE
H = HIGHLINE T = JEEP - 2WD
L = LOWLINE J = JEEP - 4WD
P = PREMIUM U = JEEP - 4WD (RHD)

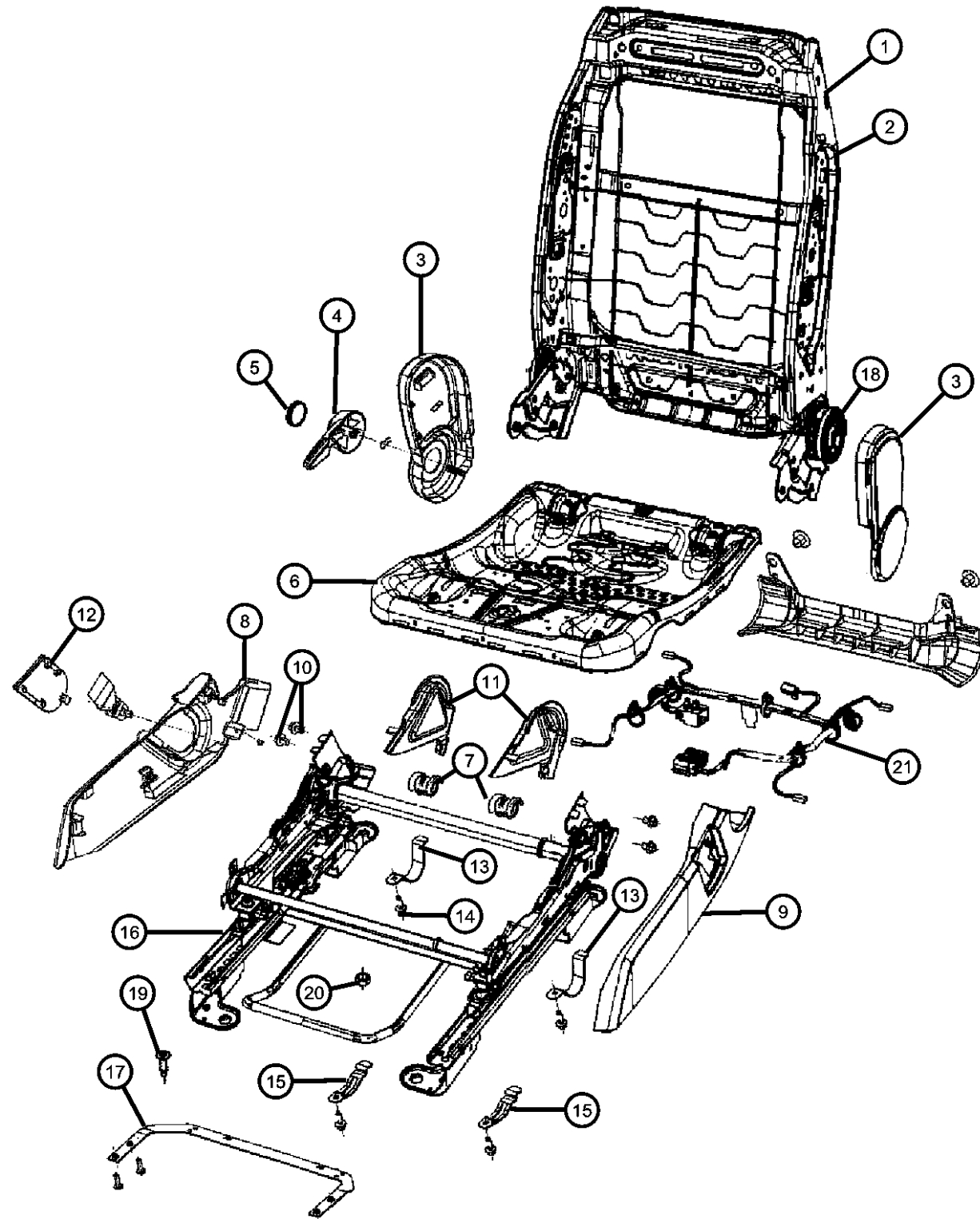
BODY
49 = HATCHBACK TYPE #2
74 = SPORT UTILITY 4-DR
TYPE #4

ENGINE TRANSMISSION
ECE = 2.0L 4 Cyl DOHC DPF DEF = 6-Speed Manual Aisin BG6
Diesel Engine Trans
ED3 = 2.4L 4 Cyl DOHC 16V DD7 = 5-Speed Manual T355
Dual VVT Engine Transmission
ECD = 2.0L 4 Cyl DOHC DAV = Continuously Variable
Diesel 16V Engine Transaxle II
ECN = 2.0L 4 Cyl DOHC 16V DAW = Cont.Var. w/Off-Rd Crawl
Dual VVT Engine Ratio Trans

AR = use ase required - = Non illustrated part

2008 MK

Adjusters , Recliners and Shields - Passenger Seat - Manual
Figure 50-920



ITEM	PART NUMBER	QTY	LINE	SERIES	BODY	ENGINE	TRANS	TRIM	DESCRIPTION
		1	J, T		74			*K6	[DV] , Export , Fold Flat
		1	J		49, 74			*AL	[DV] , Export , Fold Flat
		1	J, T		49			*K6	[DV] , Fold Flat
		1	J, T		74			*K6	[DV] , Fold Flat
		1	J, T		49			*AL	[DV] , Fold Flat
		1	J, T		74			*AL	[DV] , Fold Flat
	1DQ301K2AA	1	J, T		74			*K6	[KA] , Fold Flat , Mexico
		1	J, T		49			*K6	[KA] , Export , Fold Flat
		1	J, T		49			*D7	[KA] , Fold Flat , Mexico
		1	J, T		74			*D7	[KA] , Fold Flat , Mexico
		1	J, T		49			*K6	[KA] , Fold Flat , Mexico
		1	J, T		74			*K6	[KA] , Export , Fold Flat
		1	J		49, 74			*D7	[KA] , Export , Fold Flat
		1	J, T		49			*D7	[KA] , Fold Flat
		1	J, T		74			*D7	[KA] , Fold Flat
		1	J, T		49			*K6	[KA] , Fold Flat
		1	J, T		74			*K6	[KA] , Fold Flat
	1DQ301KAAA	1	J		49, 74			*AL	[KA] , Export , Fold Flat
		1	J, T		74			*E6	[KA] , Fold Flat
		1	J, T		49			*E6	[KA] , Fold Flat , Mexico
		1	J, T		74			*E6	[KA] , Fold Flat , Mexico
		1	J, T		49			*AL	[KA] , Fold Flat , Mexico
		1	J, T		74			*AL	[KA] , Fold Flat , Mexico
		1	J, T		49			*AL	[KA] , Fold Flat
		1	J, T		74			*AL	[KA] , Fold Flat
	1DQ321D5AA	1	J, T		49			*D7	[DA] , Mexico
		1	J, T		74			*D7	[DA] , Mexico
		1	J, T		49			*K6	[DA] , Mexico
		1	J, T		74			*K6	[DA] , Mexico
		1	U		49, 74			*K6	[DA] , Export
		1	J, T		74			*K6	[DA]
		1	J, T		49			*D7	[DA]

COMPASS/PATRIOT (MK)

SERIES LINE
H = HIGHLINE T = JEEP - 2WD
L = LOWLINE J = JEEP - 4WD
P = PREMIUM U = JEEP - 4WD (RHD)

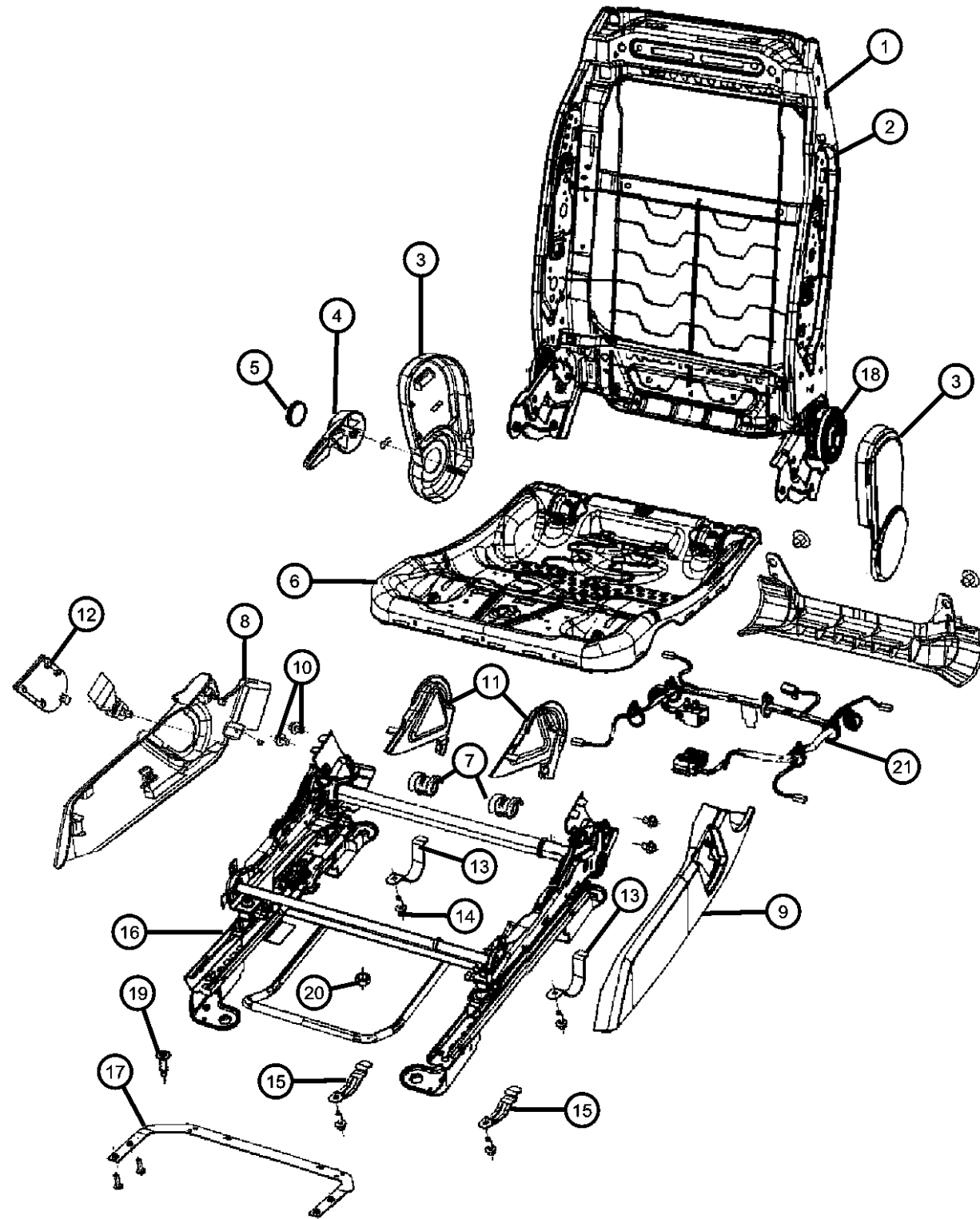
BODY
49 = HATCHBACK TYPE #2
74 = SPORT UTILITY 4-DR
TYPE #4

ENGINE
ECE = 2.0L 4 Cyl DOHC DPF Diesel Engine
ED3 = 2.4L 4 Cyl DOHC 16V Dual VVT Engine
ECD = 2.0L 4 Cyl DOHC Diesel 16V Engine
ECN = 2.0L 4 Cyl DOHC 16V Dual VVT Engine
TRANSMISSION
DEF = 6-Speed Manual Aisin BG6 Trans
DD7 = 5-Speed Manual T355 Transmission
DAV = Continuously Variable Transaxle II
DAW = Cont.Var. w/Off-Rd Crawl Ratio Trans

AR = use ase required - = Non illustrated part

2008 MK

Adjusters , Recliners and Shields - Passenger Seat - Manual
Figure 50-920



ITEM	PART NUMBER	QTY	LINE	SERIES	BODY	ENGINE	TRANS	TRIM	DESCRIPTION
		1	J, T		74			*D7	[DA]
		1	J, T		49			*K6	[DA]
	1DQ321DAAA	1	J, T		49			*E6	[DA] , Mexico
		1	U		49, 74			*AL	[DA] , Export
		1	J, T		74			*E6	[DA] , Mexico
		1	J, T		74			*E6	[DA]
		1	J, T		49			*K6	[DV] , Mexico
		1	U		49, 74			*K6	[DV] , Export
		1	U		49, 74			*AL	[DV] , Export
		1	J, T		74			*E6	[DV]
		1	J, T		49			*B7	[DV]
	1DQ321K2AA	1	J, T		49			*D7	[KA] , Mexico
		1	J, T		74			*D7	[KA] , Mexico
		1	J, T		49			*K6	[KA] , Mexico
		1	J, T		74			*K6	[KA] , Mexico
		1	U		49, 74			*K6	[KA] , Export
		1	J, T		49			*K6	[KA]
		1	J, T		74			*K6	[KA]
		1	J, T		49			*D7	[KA]
		1	J, T		74			*D7	[KA]
		1	J, T		49			*B7	[KA]
	1DQ321KAAA	1	U		49, 74			*AL	[KA] , Export
		1	J, T		74			*E6	[KA]
		1	J, T		49			*E6	[KA] , Mexico
9									SHIELD, Passenger Inboard
	1DQ441D5AA	1	J, T		74			*K6	[DA] , 2 Way , Mexico
		1	J, T		49			*K6	[DA] , 2 Way
		1	J, T		74			*K6	[DA] , 2 Way
		1	J, T		49			*D7	[DA] , 2 Way , Mexico
		1	J, T		74			*D7	[DA] , 2 Way , Mexico
		1	J, T		49			*K6	[DA] , 2 Way , Mexico
		1	J, T		74			*D7	[DA] , 2 Way

COMPASS/PATRIOT (MK)

SERIES LINE
H = HIGHLINE T = JEEP - 2WD
L = LOWLINE J = JEEP - 4WD
P = PREMIUM U = JEEP - 4WD (RHD)

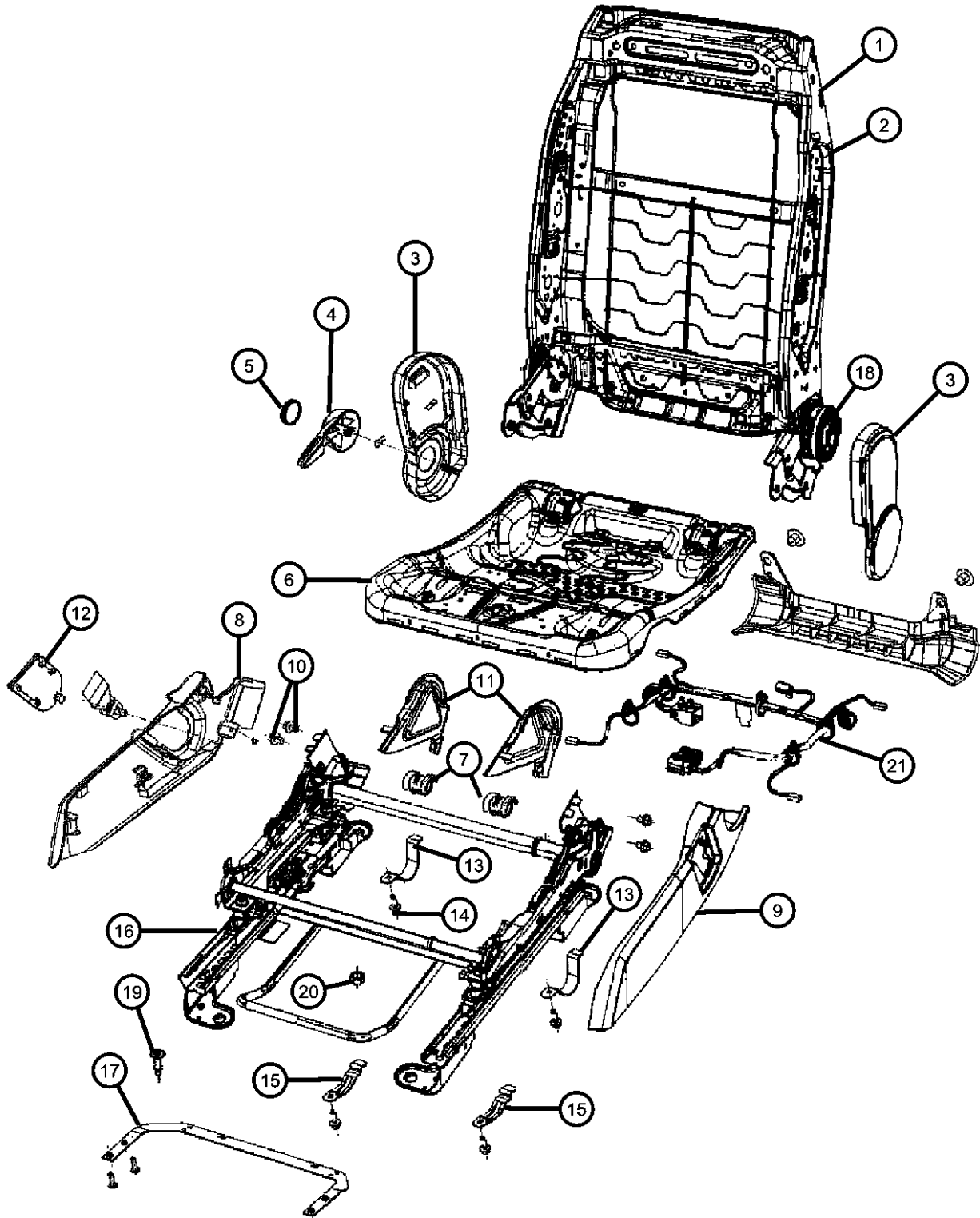
BODY
49 = HATCHBACK TYPE #2
74 = SPORT UTILITY 4-DR TYPE #4

ENGINE
ECE = 2.0L 4 Cyl DOHC DPF Diesel Engine
ED3 = 2.4L 4 Cyl DOHC 16V Dual VVT Engine
ECD = 2.0L 4 Cyl DOHC Diesel 16V Engine
ECN = 2.0L 4 Cyl DOHC 16V Dual VVT Engine
TRANSMISSION
DEF = 6-Speed Manual Aisin BG6 Trans
DD7 = 5-Speed Manual T355 Transmission
DAV = Continuously Variable Transaxle II
DAW = Cont.Var. w/Off-Rd Crawl Ratio Trans

AR = use ase required - = Non illustrated part

2008 MK

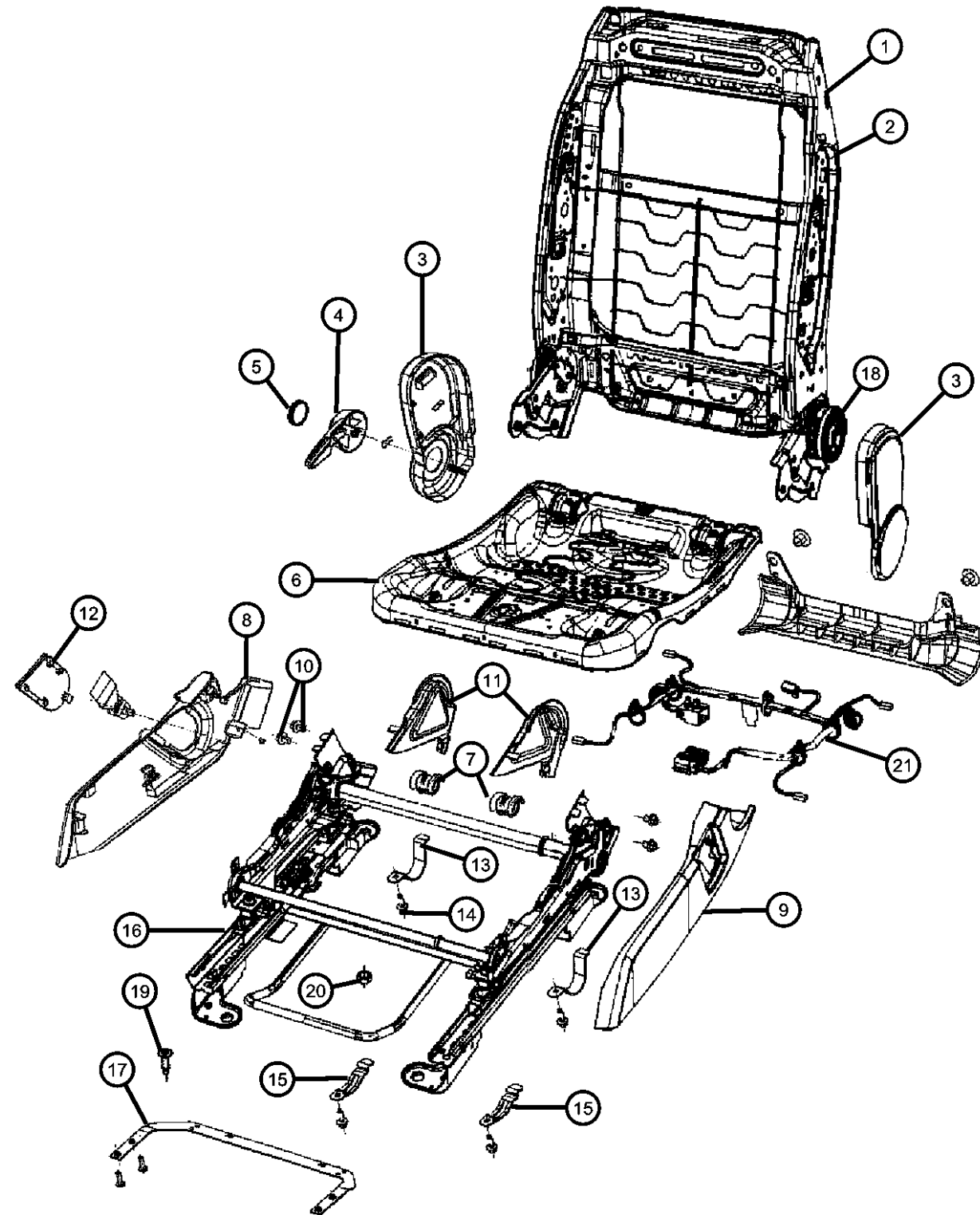
Adjusters , Recliners and Shields - Passenger Seat - Manual
Figure 50-920



ITEM	PART NUMBER	QTY	LINE	SERIES	BODY	ENGINE	TRANS	TRIM	DESCRIPTION
		1	J, T		49			*D7	[DA] , 2 Way
	1DQ441DAAA	1	J, T		49			*E6	[DA] , 2 Way , Mexico
		1	J, T		74			*E6	[DA] , 2 Way , Mexico
		1	J, T		74			*E6	[DA] , 2 Way
		1	J, T		74			*E6	[DV] , 2 Way
	1DQ441K2AA	1	J, T		49			*B7	[DV] , 2 Way
		1	J, T		49			*K6	[KA] , 2 Way , Mexico
		1	J, T		74			*K6	[KA] , 2 Way , Mexico
		1	J, T		49			*D7	[KA] , 2 Way , Mexico
		1	J, T		74			*D7	[KA] , 2 Way , Mexico
		1	J, T		49			*K6	[KA] , 2 Way
		1	J, T		74			*K6	[KA] , 2 Way
		1	J, T		49			*D7	[KA] , 2 Way
	1DQ441KAAA	1	J, T		74			*D7	[KA] , 2 Way
		1	J, T		49			*E6	[KA] , 2 Way , Mexico
		1	J, T		74			*E6	[KA] , 2 Way , Mexico
		1	J, T		74			*E6	[KA] , 2 Way
	1ER861D5AA	1	J, T		49			*B7	[KA] , 2 Way
		1	J, T		49			*D7	[DA], Mexico , Fold Flat , 2 Way
		1	J, T		74			*D7	[DA], Mexico , Fold Flat , 2 Way
		1	J		49, 74			*D7	[DA], Export , Fold Flat , 2 Way
		1	J, T		49			*D7	[DA] , 2 Way , Fold Flat
		1	J, T		74			*D7	[DA] , 2 Way , Fold Flat
		1	J, T		49			*K6	[DA], Mexico , Fold Flat , 2 Way
		1	J, T		74			*K6	[DA], Mexico , Fold Flat , 2 Way
		1	J, T		49			*K6	[DA], Export , Fold Flat , 2 Way
		1	J, T		74			*K6	[DA], Export , Fold Flat , 2 Way
		1	J, T		49			*K6	[DA] , 2 Way , Fold Flat
		1	J, T		74			*K6	[DA] , 2 Way , Fold Flat
	1ER861DAAA	1	J, T		49			*E6	[DA] , 2 Way , Fold Flat , Mexico
		1	J, T		74			*E6	[DA] , 2 Way , Fold Flat , Mexico
		1	J, T		49			*AL	[DA] , 2 Way , Fold Flat , Mexico

COMPASS/PATRIOT (MK)		BODY	ENGINE	TRANSMISSION
SERIES	LINE			
H = HIGHLINE	T = JEEP - 2WD	49 = HATCHBACK TYPE #2	ECE = 2.0L 4 Cyl DOHC DPF Diesel Engine	DEF = 6-Speed Manual Aisin BG6 Trans
L = LOWLINE	J = JEEP - 4WD	74 = SPORT UTILITY 4-DR TYPE #4	ED3 = 2.4L 4 Cyl DOHC 16V Dual VVT Engine	DD7 = 5-Speed Manual T355 Transmission
P = PREMIUM	U = JEEP - 4WD (RHD)		ECD = 2.0L 4 Cyl DOHC Diesel 16V Engine	DAV = Continuously Variable Transaxle II
			ECN = 2.0L 4 Cyl DOHC 16V Dual VVT Engine	DAW = Cont.Var. w/Off-Rd Crawl Ratio Trans

Adjusters , Recliners and Shields - Passenger Seat - Manual
Figure 50-920



ITEM	PART NUMBER	QTY	LINE	SERIES	BODY	ENGINE	TRANS	TRIM	DESCRIPTION
		1	J, T		74			*AL	[DA] , 2 Way , Fold Flat , Mexico
		1	J		49, 74			*AL	[DA], Export , Fold Flat , 2 Way
		1	J, T		74			*E6	[DA] , 2 Way , Fold Flat
		1	J, T		49			*AL	[DA] , 2 Way , Fold Flat
		1	J, T		74			*AL	[DA] , 2 Way , Fold Flat
		1	J, T		49			*AL	[DV] , 2 Way , Fold Flat , Mexico
		1	J, T		74			*AL	[DV] , 2 Way , Fold Flat , Mexico
		1	J, T		49			*K6	[DV] , 2 Way , Fold Flat , Mexico
		1	J, T		74			*K6	[DV], Export , Fold Flat , 2 Way
		1	J		49, 74			*AL	[DV], Export , Fold Flat , 2 Way
		1	J, T		49			*K6	[DV] , 2 Way , Fold Flat
		1	J, T		74			*K6	[DV] , 2 Way , Fold Flat
		1	J, T		49			*AL	[DV] , 2 Way , Fold Flat
		1	J, T		74			*AL	[DV] , 2 Way , Fold Flat
		1	J, T		74			*K6	[DV] , 2 Way , Fold Flat , Mexico
		1	J, T		49			*K6	[DV], Export , Fold Flat , 2 Way
	1ER861K2AA	1	J, T		74			*D7	[KA] , 2 Way , Fold Flat
		1	J, T		49			*D7	[KA] , 2 Way , Fold Flat , Mexico
		1	J, T		74			*D7	[KA] , 2 Way , Fold Flat , Mexico
		1	J		49, 74			*D7	[KA], Export , Fold Flat , 2 Way
	1ER861KAAA	1	J, T		49			*D7	[KA] , 2 Way , Fold Flat
		1	J, T		49			*E6	[KA] , 2 Way , Fold Flat , Mexico
		1	J, T		74			*E6	[KA] , 2 Way , Fold Flat , Mexico
		1	J, T		49			*AL	[KA] , 2 Way , Fold Flat , Mexico
		1	J, T		74			*AL	[KA] , 2 Way , Fold Flat , Mexico
		1	J		49, 74			*AL	[KA], Export , Fold Flat , 2 Way
		1	J, T		74			*E6	[KA] , 2 Way , Fold Flat
		1	J, T		74			*AL	[KA] , 2 Way , Fold Flat
		1	J, T		49			*AL	[KA] , 2 Way , Fold Flat
	1ER871D5AA	1	J, T		49			*D7	[DA] , Mexico , 4 Way
		1	J, T		74			*D7	[DA] , Mexico , 4 Way
		1	J, T		49			*K6	[DA] , Mexico , 4 Way

COMPASS/PATRIOT (MK)

SERIES LINE
H = HIGHLINE T = JEEP - 2WD
L = LOWLINE J = JEEP - 4WD
P = PREMIUM U = JEEP - 4WD (RHD)

BODY
49 = HATCHBACK TYPE #2
74 = SPORT UTILITY 4-DR
TYPE #4

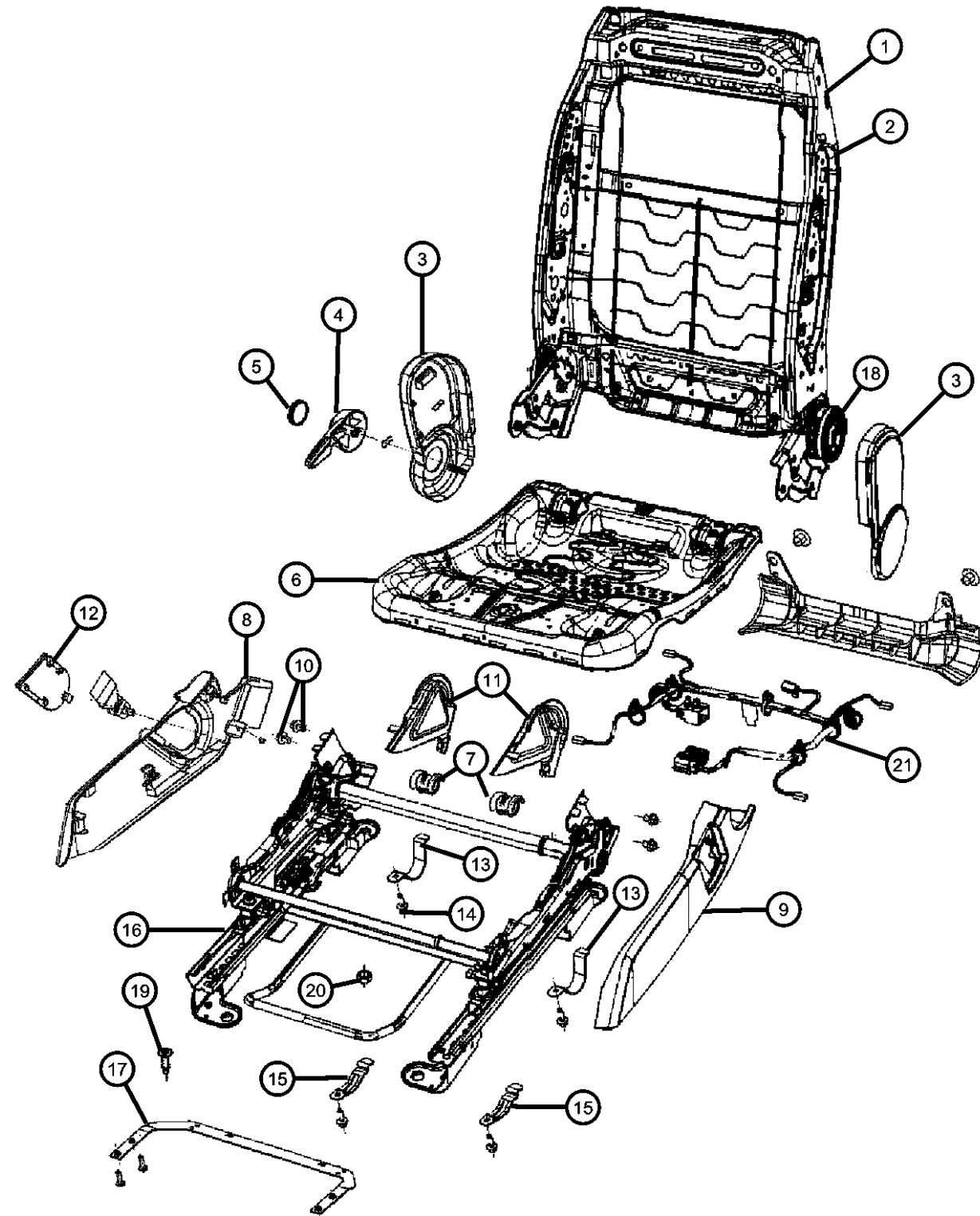
ENGINE
ECE = 2.0L 4 Cyl DOHC DPF
Diesel Engine
ED3 = 2.4L 4 Cyl DOHC 16V
Dual VVT Engine
ECD = 2.0L 4 Cyl DOHC
Diesel 16V Engine
ECN = 2.0L 4 Cyl DOHC 16V
Dual VVT Engine

TRANSMISSION
DEF = 6-Speed Manual Aisin BG6
Trans
DD7 = 5-Speed Manual T355
Transmission
DAV = Continuously Variable
Transaxle II
DAW = Cont.Var. w/Off-Rd Crawl
Ratio Trans

AR = use ase required - = Non illustrated part

2008 MK

Adjusters , Recliners and Shields - Passenger Seat - Manual
Figure 50-920



ITEM	PART NUMBER	QTY	LINE	SERIES	BODY	ENGINE	TRANS	TRIM	DESCRIPTION
		1	J, T		74			*K6	[DA] , Mexico , 4 Way
		1	J, T		49			*K6	[DA] , Export , 4 Way
		1	J, T		74			*K6	[DA] , Export , 4 Way
		1	J		49, 74			*D7	[DA] , Export , 4 Way
		1	J, T		49			*D7	[DA] , 4 Way
		1	J, T		74			*D7	[DA] , 4 Way
		1	J, T		74			*K6	[DA] , 4 Way
		1	J, T		49			*K6	[DA] , 4 Way
	1ER871DAAA	1	J, T		74			*E6	[DA] , 4 Way
		1	J, T		49			*AL	[DA] , 4 Way
		1	J, T		74			*AL	[DA] , 4 Way
		1	J, T		49			*E6	[DA] , Mexico , 4 Way
		1	J, T		74			*E6	[DA] , Mexico , 4 Way
		1	J, T		49			*AL	[DA] , Mexico , 4 Way
		1	J, T		74			*AL	[DA] , Mexico , 4 Way
		1	J		49, 74			*AL	[DA] , Export , 4 Way
		1	J, T		49			*AL	[DV] , Mexico , 4 Way
		1	J, T		49			*AL	[DV] , 4 Way
		1	J, T		74			*AL	[DV] , 4 Way
		1	J, T		74			*AL	[DV] , Mexico , 4 Way
		1	J		49, 74			*AL	[DV] , Export , 4 Way
		1	J, T		74			*E6	[DV] , 4 Way
	1ER871K2AA	1	J, T		49			*D7	[KA] , Mexico , 4 Way
		1	J, T		74			*D7	[KA] , Mexico , 4 Way
		1	J, T		74			*D7	[KA] , 4 Way
		1	J, T		49			*D7	[KA] , 4 Way
	1ER871KAAA	1	J, T		49			*E6	[KA] , Mexico , 4 Way
		1	J, T		74			*E6	[KA] , Mexico , 4 Way
		1	J, T		49			*AL	[KA] , Mexico , 4 Way
		1	J, T		74			*AL	[KA] , Mexico , 4 Way
		1	J		49, 74			*AL	[KA] , Export , 4 Way
		1	J, T		49			*AL	[KA] , 4 Way

COMPASS/PATRIOT (MK)

SERIES LINE
H = HIGHLINE T = JEEP - 2WD
L = LOWLINE J = JEEP - 4WD
P = PREMIUM U = JEEP - 4WD (RHD)

BODY
49 = HATCHBACK TYPE #2
74 = SPORT UTILITY 4-DR TYPE #4

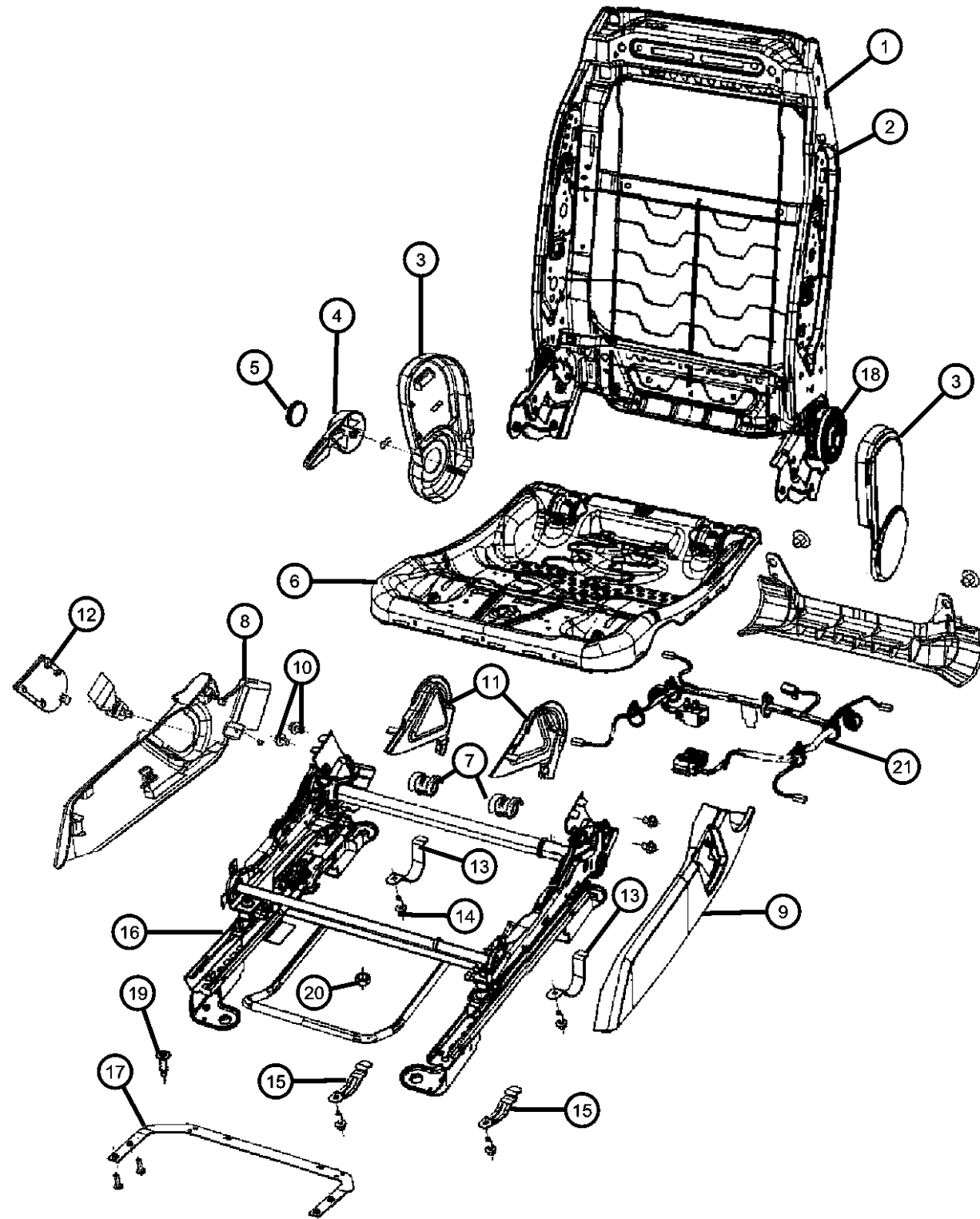
ENGINE
ECE = 2.0L 4 Cyl DOHC DPF Diesel Engine
ED3 = 2.4L 4 Cyl DOHC 16V Dual VVT Engine
ECD = 2.0L 4 Cyl DOHC Diesel 16V Engine
ECN = 2.0L 4 Cyl DOHC 16V Dual VVT Engine

TRANSMISSION
DEF = 6-Speed Manual Aisin BG6 Trans
DD7 = 5-Speed Manual T355 Transmission
DAV = Continuously Variable Transaxle II
DAW = Cont.Var. w/Off-Rd Crawl Ratio Trans

AR = use ase required - = Non illustrated part

2008 MK

Adjusters , Recliners and Shields - Passenger Seat - Manual
Figure 50-920



ITEM	PART NUMBER	QTY	LINE	SERIES	BODY	ENGINE	TRANS	TRIM	DESCRIPTION
10		1	J, T		74			*AL	[KA] , 4 Way
									BOLT, Hex Flange Head, M14X1.5X80.0
11	06104264AA	2	J, T, U		49				
		2	J, T, U		74				
									SHIELD, FOLD FLAT
	1DQ461D5AA	1	J, T		49			*D7	[DA], Right
		1	J, T		74			*D7	[DA], Right
		1	J, T		49			*K6	[DA], Right
	1DQ461DAAA	1	J, T		74			*E6	[DA], Right
		1	J, T		49			*K6	[DV], Right
	1DQ461K2AA	1	J, T		49			*D7	[KA], Right
		1	J, T		74			*D7	[KA], Right
		1	J, T		49			*K6	[KA], Right
		1	J, T		74			*K6	[KA], Right
	1DQ461KAAA	1	J, T		74			*E6	[KA], Right
	1DQ471D5AA	1	J, T		49			*D7	[DA], Left
		1	J, T		74			*D7	[DA], Left
		1	J, T		49			*K6	[DA], Left
		1	J, T		74			*K6	[DA], Left
	1DQ471DAAA	1	J, T		74			*E6	[DA], Left
12		1	J, T		49			*K6	[DV], Left
		1	J, T		74			*K6	[DV], Left
	1DQ471K2AA	1	J, T		49			*D7	[KA], Left
		1	J, T		74			*K6	[KA], Left
		1	J, T		74			*D7	[KA], Left
		1	J, T		49			*K6	[KA], Left
	1DQ471KAAA	1	J, T		74			*E6	[KA], Left
									COVER, Anchor
	1DQ361D5AA	1	J, T		49			*D7	[DA] , Mexico
		1	J, T		74			*D7	[DA] , Mexico
		1	J, T		49			*K6	[DA] , Mexico
		1	J, T		74			*K6	[DA] , Mexico

COMPASS/PATRIOT (MK)

SERIES LINE
H = HIGHLINE T = JEEP - 2WD
L = LOWLINE J = JEEP - 4WD
P = PREMIUM U = JEEP - 4WD (RHD)

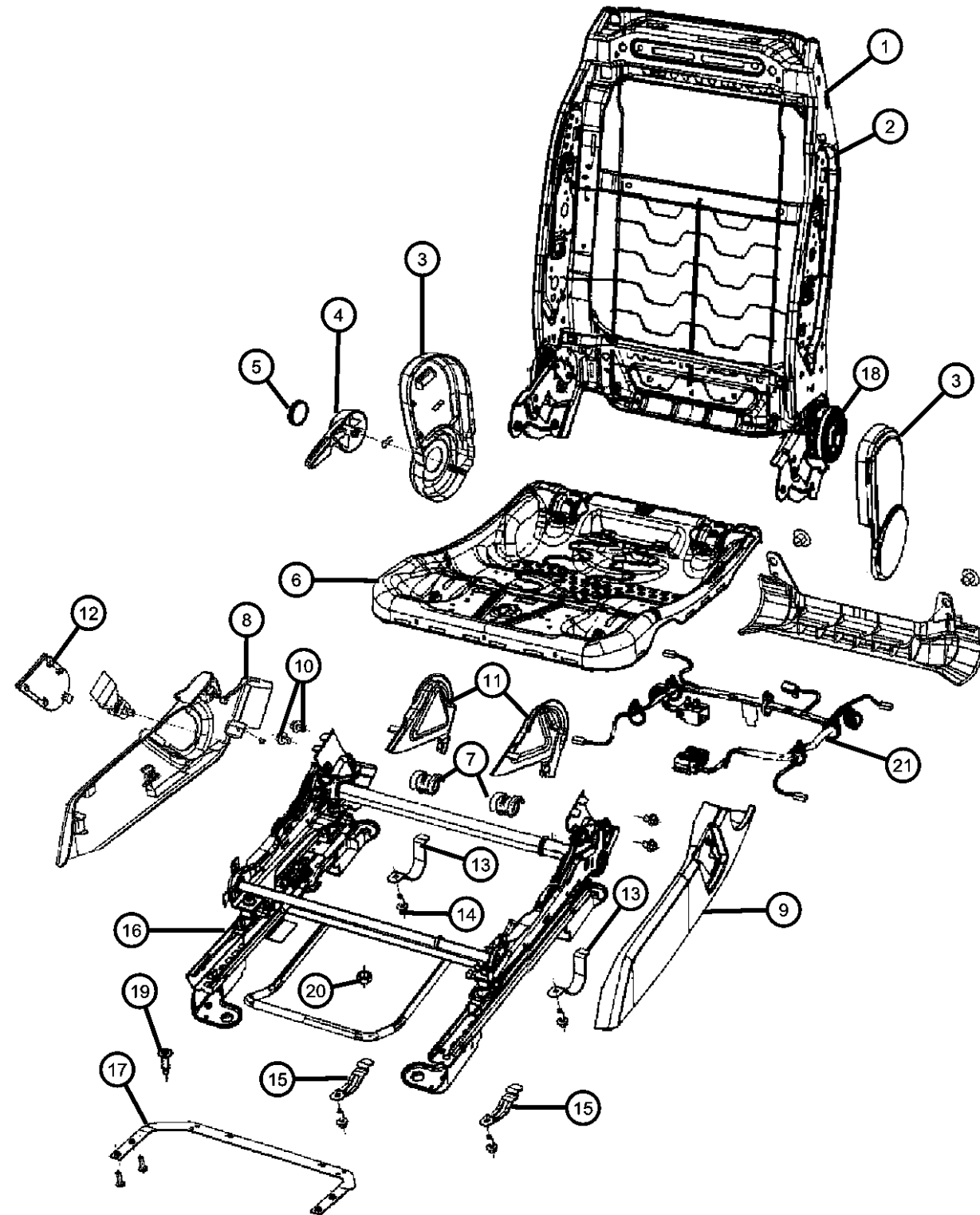
BODY
49 = HATCHBACK TYPE #2
74 = SPORT UTILITY 4-DR TYPE #4

ENGINE
ECE = 2.0L 4 Cyl DOHC DPF Diesel Engine
ED3 = 2.4L 4 Cyl DOHC 16V Dual VVT Engine
ECD = 2.0L 4 Cyl DOHC Diesel 16V Engine
ECN = 2.0L 4 Cyl DOHC 16V Dual VVT Engine
TRANSMISSION
DEF = 6-Speed Manual Aisin BG6 Trans
DD7 = 5-Speed Manual T355 Transmission
DAV = Continuously Variable Transaxle II
DAW = Cont.Var. w/Off-Rd Crawl Ratio Trans

AR = use ase required - = Non illustrated part

2008 MK

Adjusters , Recliners and Shields - Passenger Seat - Manual
Figure 50-920



ITEM	PART NUMBER	QTY	LINE	SERIES	BODY	ENGINE	TRANS	TRIM	DESCRIPTION
		1	J, T		49			*K6	[DA] , Export
		1	J, T		74			*K6	[DA] , Export
		1	J, T		74			*D7	[DA]
		1	J		49, 74			*D7	[DA] , Export
1DQ361DAAA		1	J, T		49			*D7	[DA]
		1	J, T		49			*AL	[DA] , Mexico
		1	J, T		74			*AL	[DA] , Mexico
		1	J, T		49			*E6	[DA] , Mexico
		1	J, T		74			*E6	[DA] , Mexico
		2	J		49, 74			*AL	[DA] , Export
		1	J, T		74			*E6	[DA]
		1	J, T		49			*AL	[DA]
		1	J, T		74			*AL	[DA]
		1	J, T		49			*AL	[DV] , Mexico
		1	J, T		74			*AL	[DV] , Mexico
		1	J, T		49			*K6	[DV] , Mexico
		1	J, T		74			*K6	[DV] , Mexico
		1	J, T		49			*K6	[DV] , Export
		1	J, T		74			*K6	[DV] , Export
		2	J		49, 74			*AL	[DV] , Export
		1	J, T		49			*K6	[DV]
		1	J, T		74			*K6	[DV]
		1	J, T		49			*AL	[DV]
		1	J, T		74			*AL	[DV]
		1	J, T		74			*E6	[DV]
		1	J, T		49			*B7	[DV]
1DQ361K2AA		1	J, T		49			*D7	[KA] , Mexico
		1	J, T		74			*D7	[KA] , Mexico
		1	J		49, 74			*D7	[KA] , Export
		1	J, T		49			*D7	[KA]
1DQ361KAAA		1	J, T		74			*D7	[KA]
		1	J, T		74			*AL	[KA] , Mexico

COMPASS/PATRIOT (MK)

SERIES LINE
H = HIGHLINE T = JEEP - 2WD
L = LOWLINE J = JEEP - 4WD
P = PREMIUM U = JEEP - 4WD (RHD)

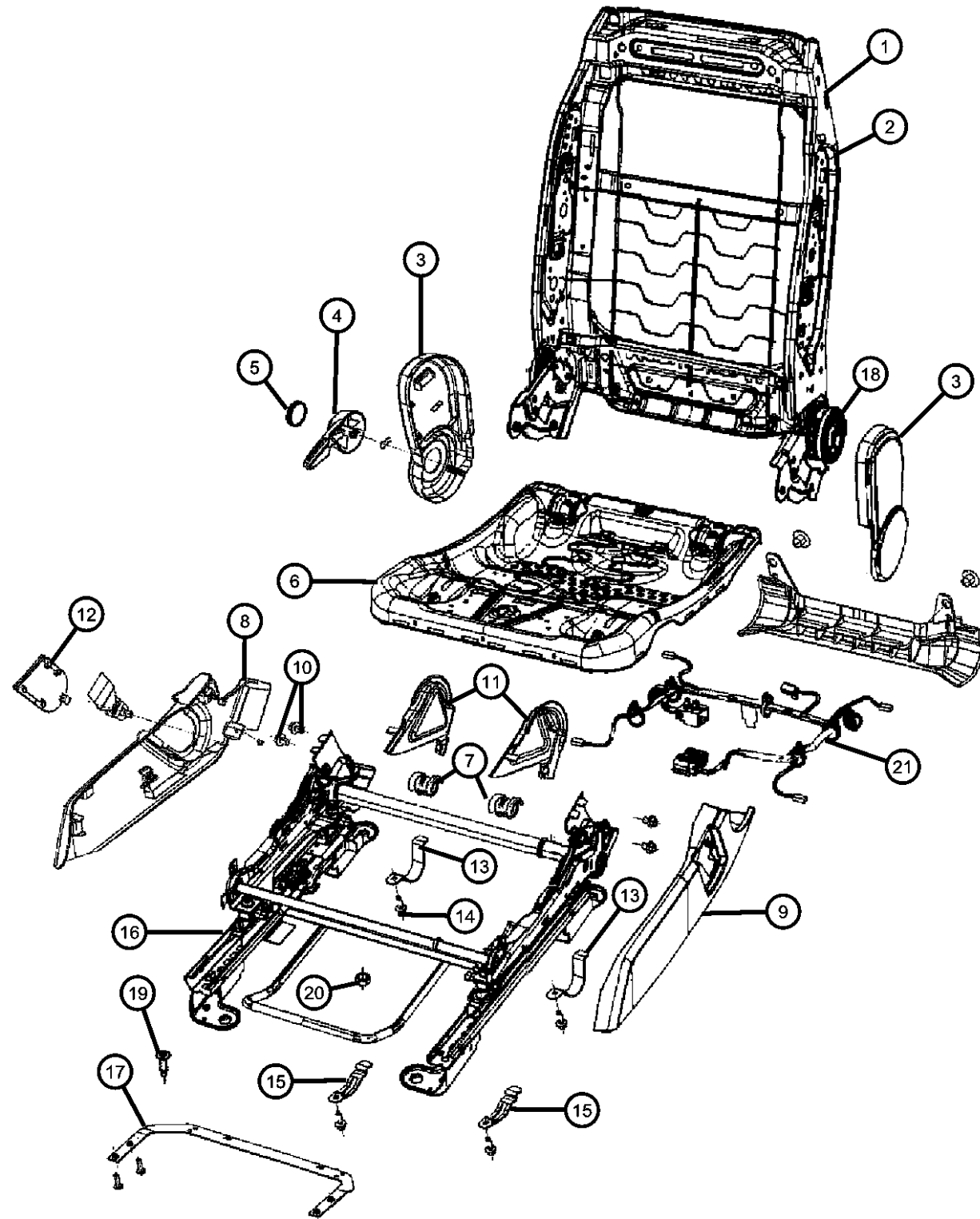
BODY
49 = HATCHBACK TYPE #2
74 = SPORT UTILITY 4-DR
TYPE #4

ENGINE
ECE = 2.0L 4 Cyl DOHC DPF Diesel Engine
ED3 = 2.4L 4 Cyl DOHC 16V Dual VVT Engine
ECD = 2.0L 4 Cyl DOHC Diesel 16V Engine
ECN = 2.0L 4 Cyl DOHC 16V Dual VVT Engine
TRANSMISSION
DEF = 6-Speed Manual Aisin BG6 Trans
DD7 = 5-Speed Manual T355 Transmission
DAV = Continuously Variable Transaxle II
DAW = Cont.Var. w/Off-Rd Crawl Ratio Trans

AR = use ase required - = Non illustrated part

2008 MK

Adjusters , Recliners and Shields - Passenger Seat - Manual
Figure 50-920



ITEM	PART NUMBER	QTY	LINE	SERIES	BODY	ENGINE	TRANS	TRIM	DESCRIPTION
13	05183371AA	2	J		49, 74			*AL	[KA] , Export
		1	J, T		49			*E6	[KA] , Mexico
		1	J, T		74			*E6	[KA] , Mexico
		1	J, T		49			*AL	[KA] , Mexico
		1	J, T		74			*E6	[KA]
		1	J, T		49			*AL	[KA]
		1	J, T		74			*AL	[KA]
		1	J, T		49			*B7	[KA]
									CLAMP
		2	J, T		49, 74			*K6	Mexico
14	04761014	2	J, T		49, 74			*D7	
		2	J, T		49, 74			*D7	Mexico
		2	J, T		49, 74			*E6	
		2	J, T		49, 74			*E6	Mexico
		4	J, T		49, 74			*AL	
		4	J		49, 74			*AL	Export
		2	J		49, 74			*D7	Export
		2	J, T		49			*K6	
		4	J, T		49, 74			*AL	Mexico
		4	J, T		74			*K6	Export
		4	J, T		49			*K6	Export
									BOLT, Cushion To Adjuster
		4	J, T		49, 74			*D7	Mexico
		4	J, T		49, 74			*E6	
		4	J, T		49, 74			*E6	Mexico
		4	J, T		49, 74			*D7	
		4	J		49, 74			*D7	Export
		4	J, T		49			*K6	
		4	J, T		49, 74			*K6	Mexico
		8	U		49, 74			*E6	Export
		8	J		49, 74			*AL	Export
		8	J, T		49			*AL	Mexico

COMPASS/PATRIOT (MK)

SERIES LINE
H = HIGHLINE T = JEEP - 2WD
L = LOWLINE J = JEEP - 4WD
P = PREMIUM U = JEEP - 4WD (RHD)

BODY
49 = HATCHBACK TYPE #2
74 = SPORT UTILITY 4-DR
TYPE #4

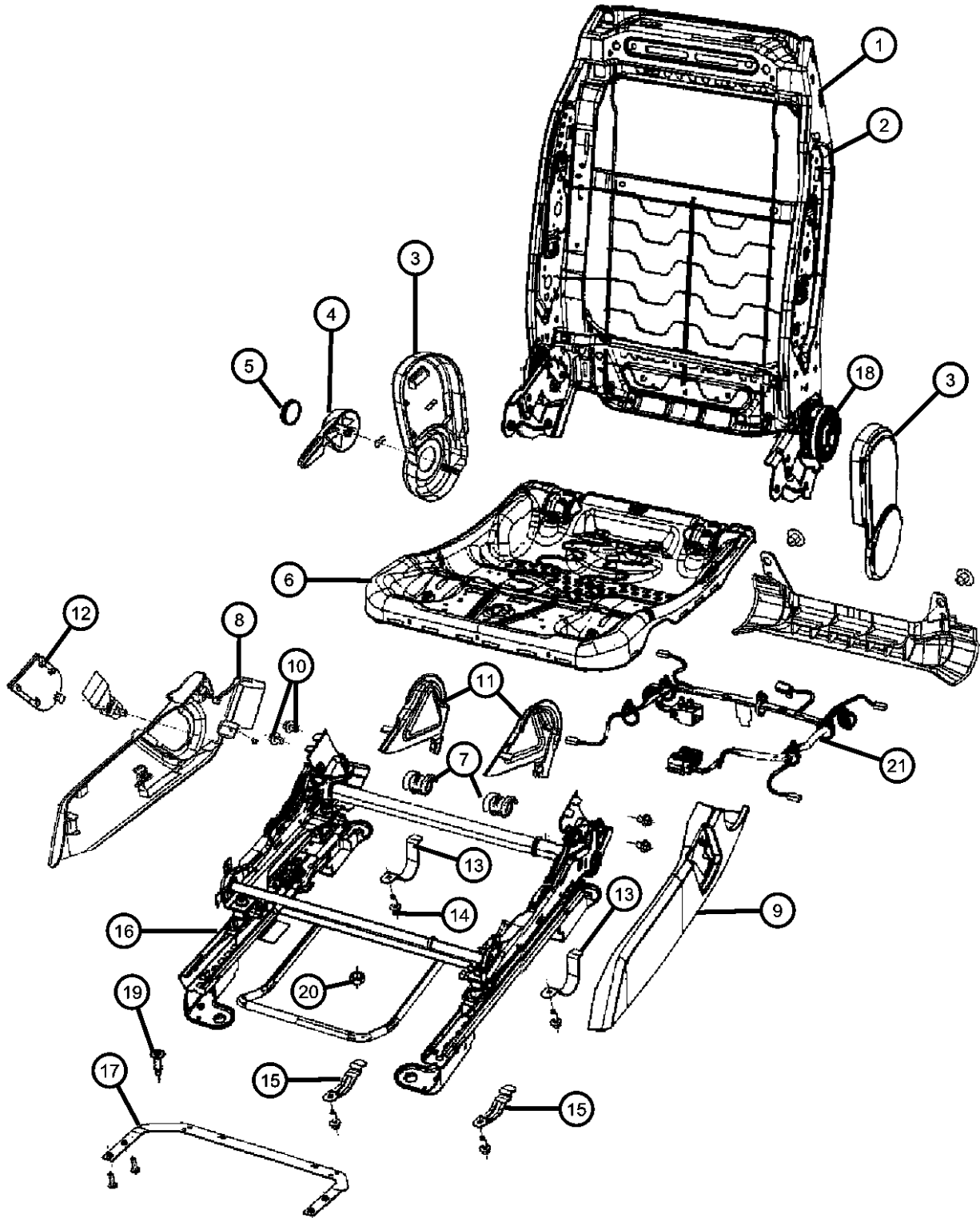
ENGINE
ECE = 2.0L 4 Cyl DOHC DPF
Diesel Engine
ED3 = 2.4L 4 Cyl DOHC 16V
Dual VVT Engine
ECD = 2.0L 4 Cyl DOHC
Diesel 16V Engine
ECN = 2.0L 4 Cyl DOHC 16V
Dual VVT Engine

TRANSMISSION
DEF = 6-Speed Manual Aisin BG6
Trans
DD7 = 5-Speed Manual T355
Transmission
DAV = Continuously Variable
Transaxle II
DAW = Cont.Var. w/Off-Rd Crawl
Ratio Trans

AR = use ase required - = Non illustrated part

2008 MK

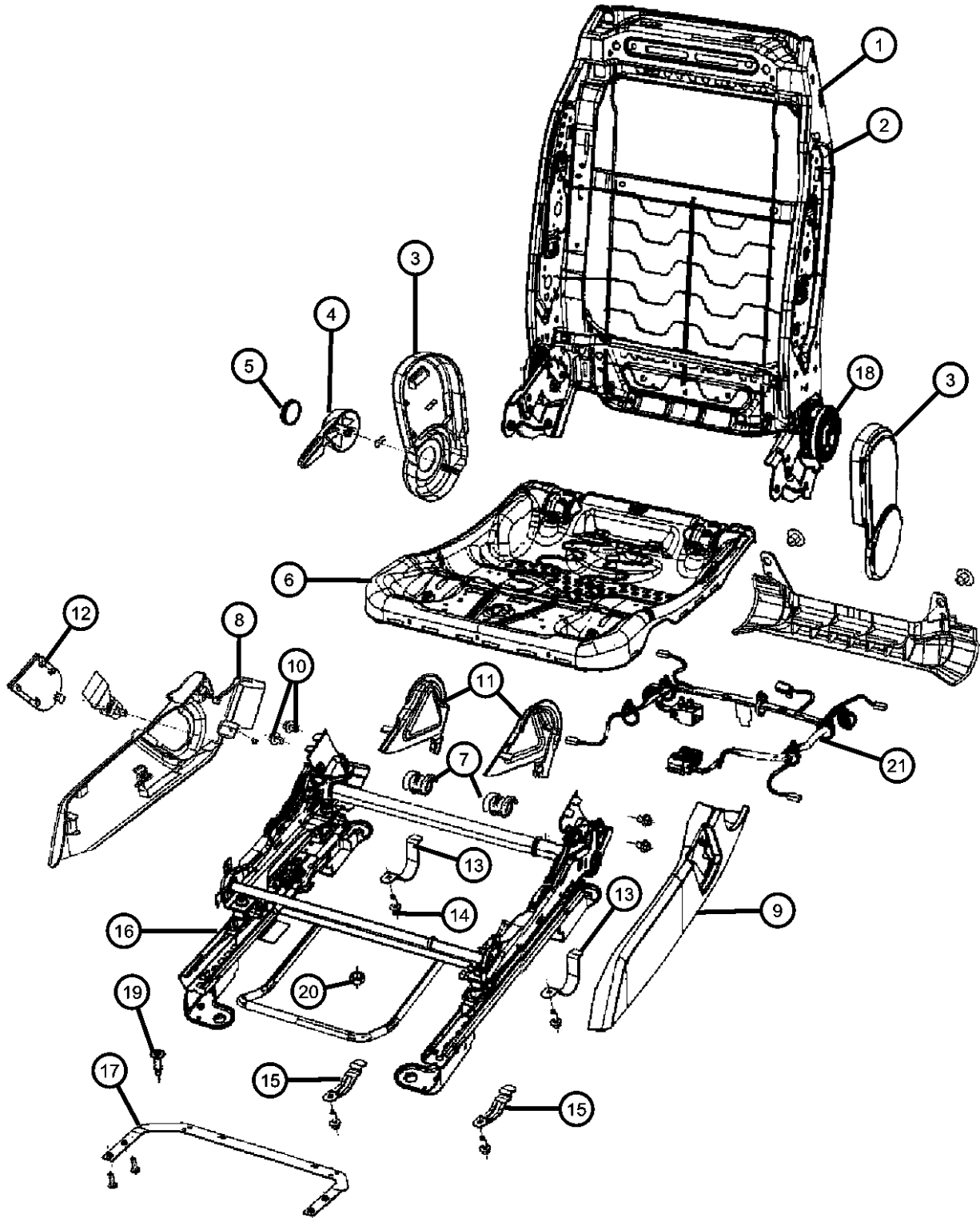
Adjusters , Recliners and Shields - Passenger Seat - Manual
Figure 50-920



ITEM	PART NUMBER	QTY	LINE	SERIES	BODY	ENGINE	TRANS	TRIM	DESCRIPTION
15	05183372AA	8	J, T		74			*AL	Mexico
									CLAMP
		2	J, T		49			*K6	
		2	J, T		49, 74			*D7	
		2	J, T		49, 74			*D7	Mexico
		2	J		49, 74			*D7	Export
		2	J, T		49, 74			*K6	Mexico
		4	J, T		49			*AL	
		4	J, T		74			*AL	
		4	J, T		49, 74			*AL	Mexico
16	68024679AA	4	J		49, 74			*AL	Export
		4	J, T		49			*K6	Export
									ADJUSTER, Manual Seat
		2	J, T		49, 74			*E6	Mexico
		1	J, T		49, 74			*AL	Mexico
		2	J, T		74			*D7	
		1	J, T		49			*D7	
		1	J		49, 74			*AL	Export
		1	J, T		49			*D7	Mexico
		1	J, T		74			*E6	
	68024680AA	1	J, T		74			*D7	Mexico
		1	J, T		49			*K6	Mexico
		1	J, T		74			*K6	Mexico
		1	J		49, 74			*D7	Export
		1	U		49, 74			*K6	Export
		2	J, T		74			*K6	
		1	J, T		49, 74			*D7	With [XCA]
		1	J, T		49, 74			*E6	With [XCA]
		1	J, T		49			*K6	With [XCA]
		1	J, T		49			*D7	With [XCA]
		1	J, T		49			*AL	With [XCA]
		1	J, T		74			*AL	With [XCA]

COMPASS/PATRIOT (MK)		BODY	ENGINE	TRANSMISSION
SERIES	LINE			
H = HIGHLINE	T = JEEP - 2WD			
L = LOWLINE	J = JEEP - 4WD			
P = PREMIUM	U = JEEP - 4WD (RHD)	49 = HATCHBACK TYPE #2 74 = SPORT UTILITY 4-DR TYPE #4	ECE = 2.0L 4 Cyl DOHC DPF Diesel Engine ED3 = 2.4L 4 Cyl DOHC 16V Dual VVT Engine ECD = 2.0L 4 Cyl DOHC Diesel 16V Engine ECN = 2.0L 4 Cyl DOHC 16V Dual VVT Engine	DEF = 6-Speed Manual Aisin BG6 Trans DD7 = 5-Speed Manual T355 Transmission DAV = Continuously Variable Transaxle II DAW = Cont.Var. w/Off-Rd Crawl Ratio Trans

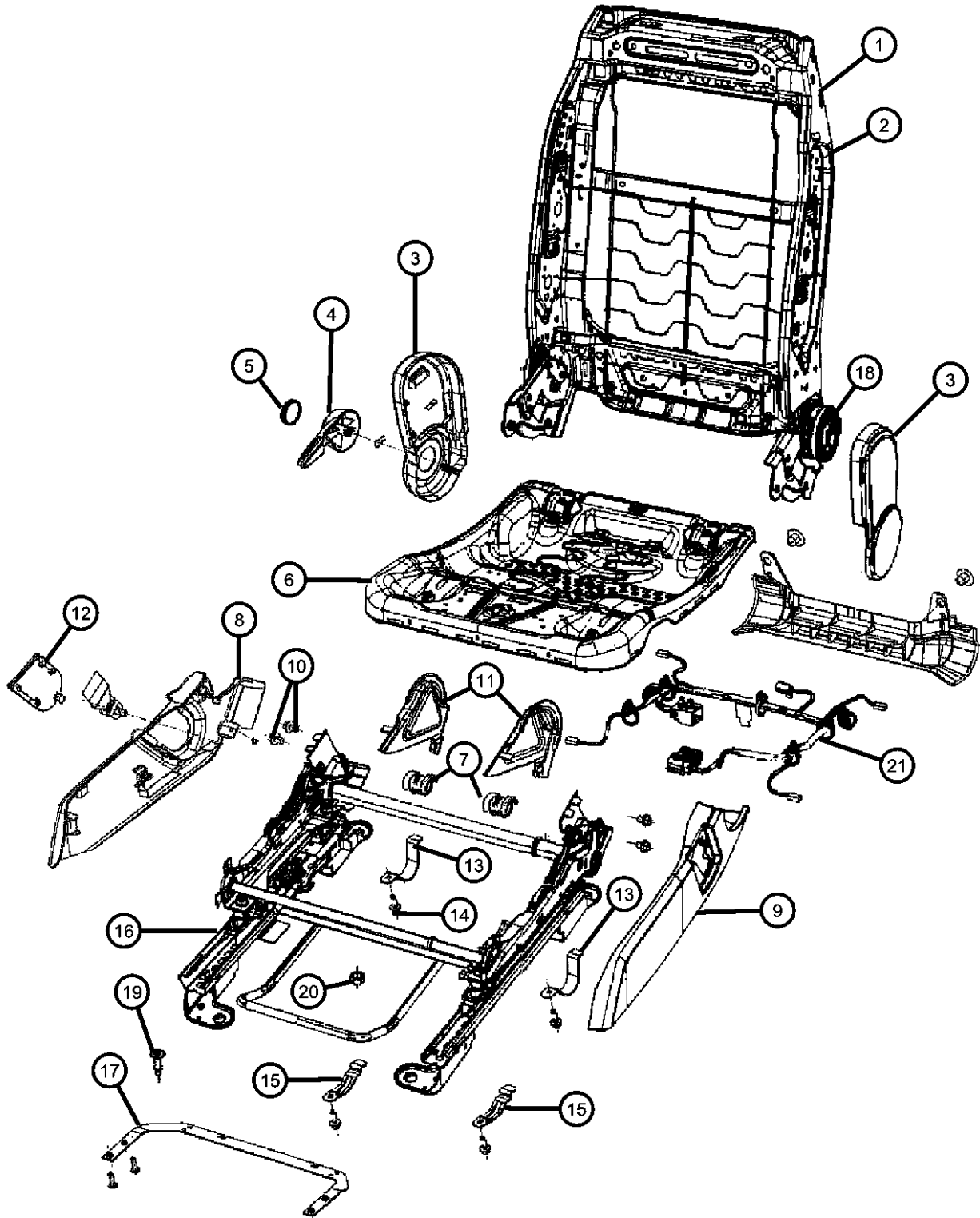
Adjusters , Recliners and Shields - Passenger Seat - Manual
Figure 50-920



ITEM	PART NUMBER	QTY	LINE	SERIES	BODY	ENGINE	TRANS	TRIM	DESCRIPTION
17	05191920AA	1	J, T		74			*K6	With [XCA] BRACE, Seat Track
		2	J, T		49, 74			*D7	
		2	J, T		49, 74			*D7	Mexico
		1	J, T		49, 74			*E6	
		1	J, T		49, 74			*E6	Mexico
		2	J, T		49, 74			*K6	Mexico
		2	J, T		49, 74			*AL	
		2	U		49, 74			*D7	Export
		2	J, T		49			*K6	
		2	J, T		49, 74			*AL	Mexico
		2	J, T		74			*K6	
		2	J, T		49			*K6	Export
		2	J, T		74			*K6	Export
		1	U		49, 74			*E6	Export
		2	U		49, 74			*AL	Export
18	05183330AA	2	J, T		49			*B7	
									CABLE, Recliner, Fold Flat
		1	J, T		49, 74			*E6	
		1	J, T		49, 74			*E6	Mexico
		1	J, T		49, 74			*D7	
		1	J, T		49, 74			*D7	Mexico
		1	J, T		49			*K6	
		1	J, T		49, 74			*K6	Mexico
		1	J		49, 74			*D7	Export
		1	J, T		74			*AL	
		1	J		49, 74			*AL	Export
		1	U		49, 74			*K6	Export
		1	J, T		74			*K6	
		1	J, T		49			*AL	
		1	J, T		49			*AL	Mexico
19									SCREW

COMPASS/PATRIOT (MK)		BODY	ENGINE	TRANSMISSION
SERIES	LINE			
H = HIGHLINE	T = JEEP - 2WD			
L = LOWLINE	J = JEEP - 4WD			
P = PREMIUM	U = JEEP - 4WD (RHD)	49 = HATCHBACK TYPE #2 74 = SPORT UTILITY 4-DR TYPE #4	ECE = 2.0L 4 Cyl DOHC DPF Diesel Engine ED3 = 2.4L 4 Cyl DOHC 16V Dual VVT Engine ECD = 2.0L 4 Cyl DOHC Diesel 16V Engine ECN = 2.0L 4 Cyl DOHC 16V Dual VVT Engine	DEF = 6-Speed Manual Aisin BG6 Trans DD7 = 5-Speed Manual T355 Transmission DAV = Continuously Variable Transaxle II DAW = Cont.Var. w/Off-Rd Crawl Ratio Trans

Adjusters , Recliners and Shields - Passenger Seat - Manual
Figure 50-920



ITEM	PART NUMBER	QTY	LINE	SERIES	BODY	ENGINE	TRANS	TRIM	DESCRIPTION
	06102406AA	4	J, T, U		74				
		4	J, T, U		49				
20	06104718AA	1	J, T, U		49, 74		DD7		NUT, Hex Flange Lock, M12X1.50
21	05183379AA	1	J, T		49, 74			*E6	WIRING, TPS and OCS Harness
		1	J, T		49, 74			*D7	
		1	J, T		74			*K6	
		1	J, T		49			*K6	

COMPASS/PATRIOT (MK)		BODY		ENGINE	TRANSMISSION
SERIES	LINE				
H = HIGHLINE	T = JEEP - 2WD	49 = HATCHBACK TYPE #2	ECE = 2.0L 4 Cyl DOHC DPF Diesel Engine	DEF = 6-Speed Manual Aisin BG6 Trans	
L = LOWLINE	J = JEEP - 4WD	74 = SPORT UTILITY 4-DR TYPE #4	ED3 = 2.4L 4 Cyl DOHC 16V Dual VVT Engine	DD7 = 5-Speed Manual T355 Transmission	
P = PREMIUM	U = JEEP - 4WD (RHD)		ECD = 2.0L 4 Cyl DOHC Diesel 16V Engine	DAV = Continuously Variable Transaxle II	
			ECN = 2.0L 4 Cyl DOHC 16V Dual VVT Engine	DAW = Cont.Var. w/Off-Rd Crawl Ratio Trans	

Rear Seat Attaching Parts
Figure 50-1005

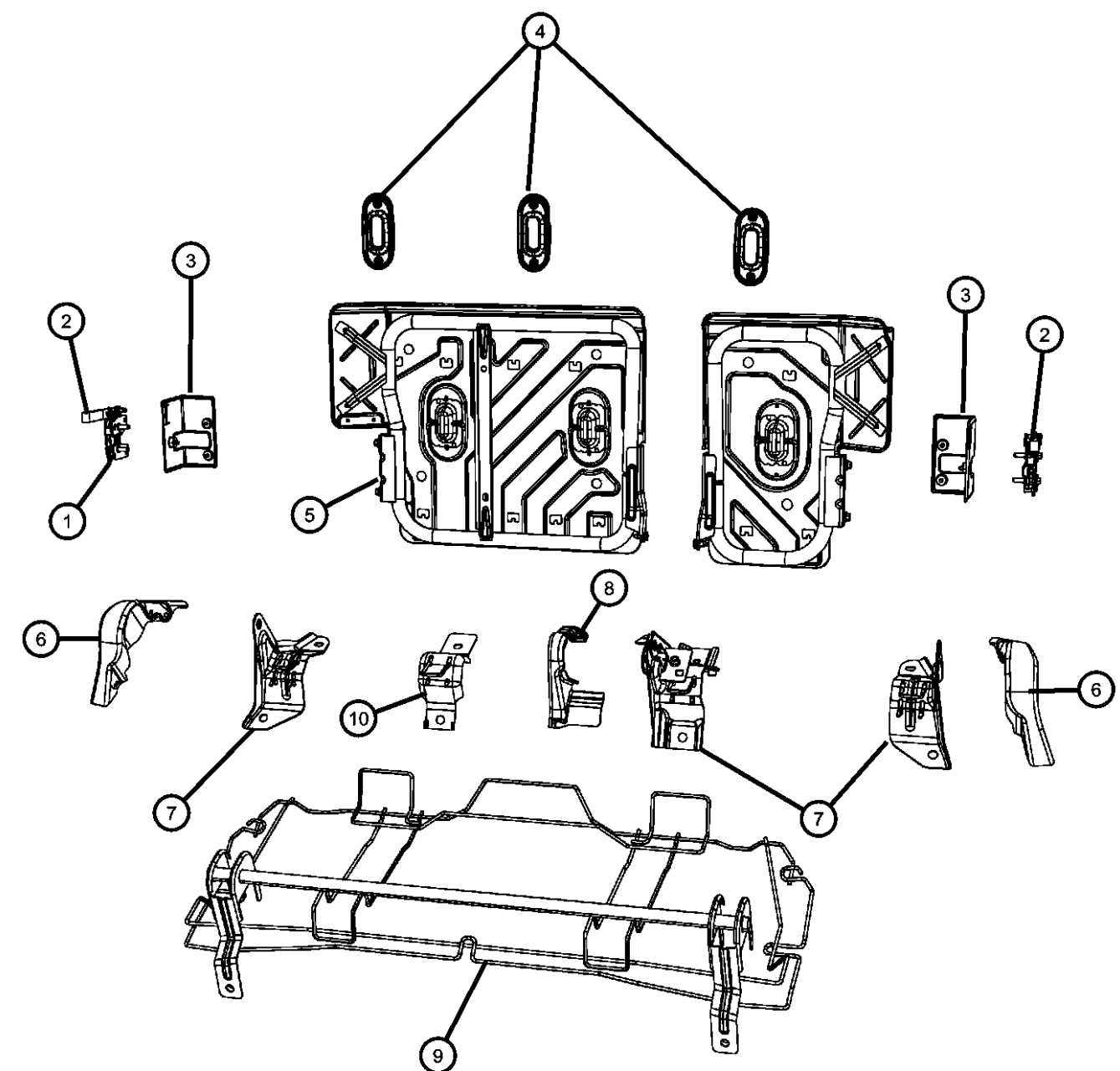
											ITEM	PART NUMBER	QTY	LINE	SERIES	BODY	ENGINE	TRANS	TRIM	DESCRIPTION
											1									LATCH, Seat
												05139664AA	1	J, T		49, 74			*D7	40%
													1	J, T		49, 74			*D7	40% , Mexico
													1	J, T		49, 74			*E6	40%
													1	J, T		49, 74			*E6	40% , Mexico
													1	J, T		49			*K6	40%
													1	J, T		49, 74			*K6	40% , Mexico
													1	J		49, 74			*D7	40% , Export
												05139665AA	1	J, T		49, 74			*E6	60%
													1	J, T		49, 74			*E6	60% , Mexico
													1	J, T		49, 74			*D7	60%
													1	J, T		49, 74			*D7	60% , Mexico
													1	J, T		49, 74			*K6	60% , Mexico
													1	J, T		49			*K6	60%
													1	J, T		74			*K6	60%
													1	J		49, 74			*D7	60% , Export
																				STRAP, Seat, Include Cable
												1EX601DAAA	2	J, T		49			*AL	[DV] , Mexico
													2	J, T		74			*AL	[DV] , Mexico
													2	J, T		49			*K6	[DV] , Mexico
													2	J, T		74			*K6	[DV] , Mexico
													2	J, T		49			*K6	[DV] , Export
													2	J, T		74			*K6	[DV] , Export
													2	U		49, 74			*K6	[DV] , Export
													2	J		49, 74			*AL	[DV] , Export
													2	U		49, 74			*AL	[DV] , Export
													2	J, T		49			*K6	[DV]
													2	J, T		49			*B7	[DV]
													2	J, T		74			*E6	[DV]
												1EX601KAAA	2	J, T		49			*AL	[KA] , Mexico
													2	J, T		74			*AL	[KA] , Mexico
													2	J, T		49			*K6	[KA] , Mexico
													2	J, T		74			*K6	[KA] , Mexico
COMPASS/PATRIOT (MK)																				
SERIES LINE																				
H = HIGHLINE T = JEEP - 2WD																				
L = LOWLINE J = JEEP - 4WD																				
P = PREMIUM U = JEEP - 4WD (RHD)																				
BODY																				
49 = HATCHBACK TYPE #2																				
74 = SPORT UTILITY 4-DR TYPE #4																				
ENGINE																				
ECE = 2.0L 4 Cyl DOHC DPF Diesel Engine																				
ED3 = 2.4L 4 Cyl DOHC 16V Dual VVT Engine																				
ECD = 2.0L 4 Cyl DOHC Diesel 16V Engine																				
ECN = 2.0L 4 Cyl DOHC 16V Dual VVT Engine																				
TRANSMISSION																				
DEF = 6-Speed Manual Aisin BG6 Trans																				
DD7 = 5-Speed Manual T355 Transmission																				
DAV = Continuously Variable Transaxle II																				
DAW = Cont.Var. w/Off-Rd Crawl Ratio Trans																				
AR = use ase required - = Non illustrated part																				
2008 MK																				

AR = use ase required - = Non illustrated part

2008 MK

<< RETURN TO GROUP INDEX

Rear Seat Attaching Parts
Figure 50-1005

ITEM	PART NUMBER	QTY	LINE	SERIES	BODY	ENGINE	TRANS	TRIM	DESCRIPTION
	1EX60DK7AA	2	U		49, 74			*K6	[KA] , Export
		2	J		49, 74			*AL	[KA] , Export
		2	U		49, 74			*AL	[KA] , Export
		2	J, T		49			*K6	[KA]
		2	J, T		74			*K6	[KA]
		2	J, T		49			*B7	[KA]
		2	J, T		49			*E6	[KA] , Mexico
		2	J, T		49			*D7	[KA] , Mexico
		2	J, T		74			*D7	[KA] , Mexico
		2	J		49, 74			*D7	[KA] , Export
	1EX60XDVAA	2	J, T		74			*D7	[KA]
		2	J, T		74			*E6	[KA]
		2	J, T		49			*D7	[KA]
		2	J, T		49			*D7	[DA] , Mexico
		2	J, T		74			*D7	[DA] , Mexico
		2	J, T		74			*E6	[DA] , Mexico
		2	J		49, 74			*D7	[DA] , Export
		2	J, T		74			*E6	[DA]
		2	J, T		49			*D7	[DA]
		2	J, T		74			*D7	[DA]
3	1EP161D5AA								BEZEL, Seat Latch
		1	J, T		49			*D7	[DA] , 60% , Mexico
		1	J, T		74			*D7	[DA] , 60% , Mexico
		1	J, T		49			*K6	[DA] , 60% , Mexico
		1	J, T		74			*K6	[DA] , 60% , Mexico
		1	J, T		49			*K6	[DA] , 60%
		1	J, T		74			*K6	[DA] , 60%
		1	J, T		49			*D7	[DA] , 60%
		1	J, T		74			*D7	[DA] , 60%
		1	J, T		49			*E6	[DA] , 60% , Mexico
	1EP161DAAA	1	J, T		74			*E6	[DA] , 60% , Mexico
		1	J, T		74			*E6	[DA] , 60%
		1	J, T		74			*E6	[DA] , 60%

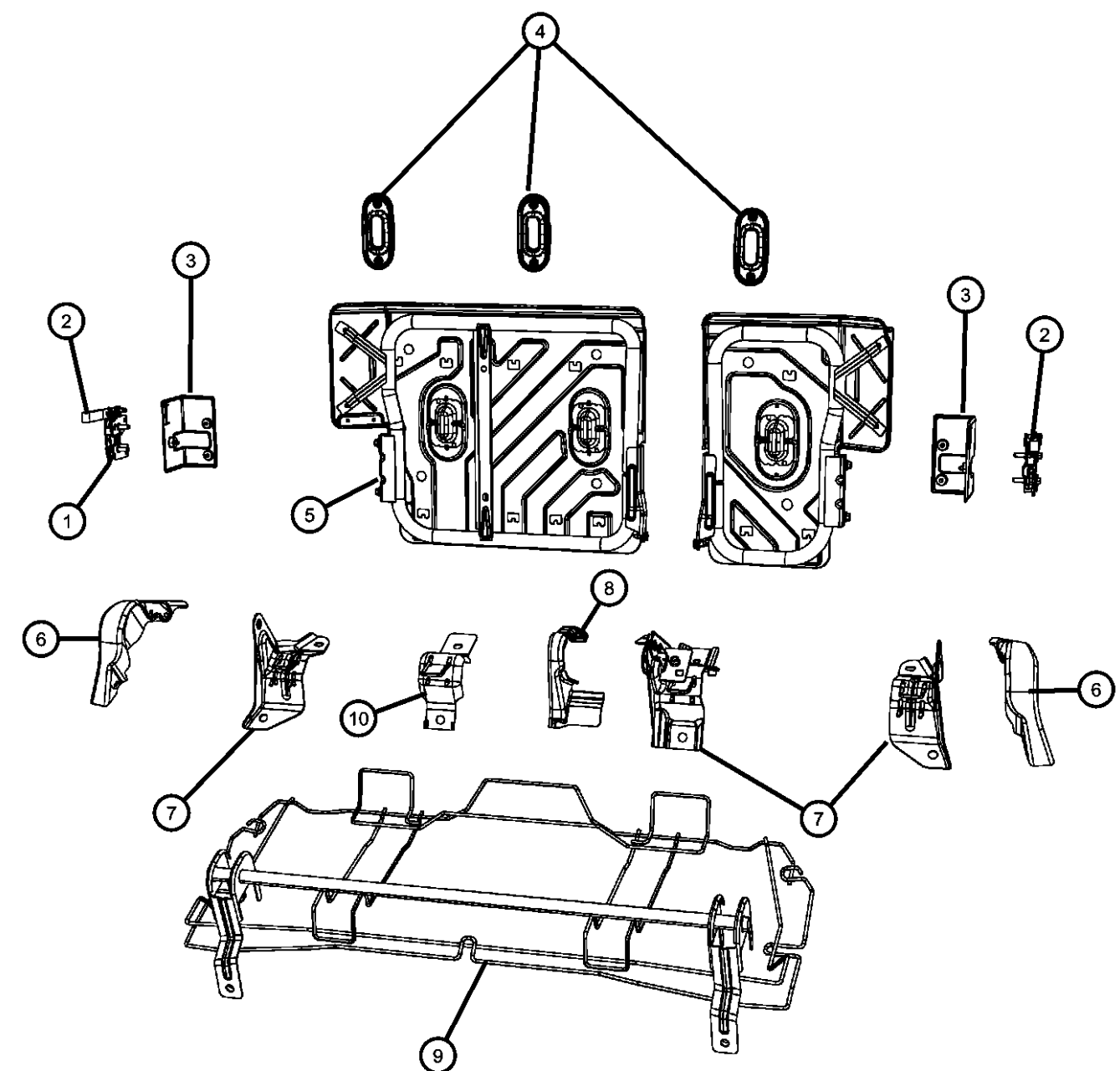
COMPASS/PATRIOT (MK)		BODY	ENGINE	TRANSMISSION
SERIES	LINE			
H = HIGHLINE	T = JEEP - 2WD	49 = HATCHBACK TYPE #2	ECE = 2.0L 4 Cyl DOHC DPF Diesel Engine	DEF = 6-Speed Manual Aisin BG6 Trans
L = LOWLINE	J = JEEP - 4WD	74 = SPORT UTILITY 4-DR TYPE #4	ED3 = 2.4L 4 Cyl DOHC 16V Dual VVT Engine	DD7 = 5-Speed Manual T355 Transmission
P = PREMIUM	U = JEEP - 4WD (RHD)		ECD = 2.0L 4 Cyl DOHC Diesel 16V Engine	DAV = Continuously Variable Transaxle II
			ECN = 2.0L 4 Cyl DOHC 16V Dual VVT Engine	DAW = Cont.Var. w/Off-Rd Crawl Ratio Trans

Rear Seat Attaching Parts
Figure 50-1005

ITEM	PART NUMBER	QTY	LINE	SERIES	BODY	ENGINE	TRANS	TRIM	DESCRIPTION
	1EP161K2AA	1	J, T		74			*E6	[DV] , 60%
		1	J, T		49			*B7	[DV] , 60%
		1	J, T		49			*D7	[KA] , 60% , Mexico
		1	J, T		74			*D7	[KA] , 60% , Mexico
		1	J, T		49			*K6	[KA] , 60% , Mexico
		1	J, T		74			*K6	[KA] , 60% , Mexico
		1	J, T		49			*K6	[KA] , 60%
		1	J, T		74			*K6	[KA] , 60%
		1	J, T		49			*D7	[KA] , 60%
		1	J, T		74			*D7	[KA] , 60%
	1EP161KAAA	1	J, T		49			*B7	[KA] , 60%
		1	J, T		49			*E6	[KA] , 60% , Mexico
		1	J, T		74			*E6	[KA] , 60% , Mexico
		1	J, T		74			*E6	[KA] , 60%
	1EP171D5AA	1	J, T		49			*D7	[DA] , 40% , Mexico
		1	J, T		74			*D7	[DA] , 40% , Mexico
		1	J, T		49			*K6	[DA] , 40% , Mexico
		1	J, T		74			*K6	[DA] , 40% , Mexico
		1	J, T		49			*K6	[DA] , 40%
		1	J, T		74			*K6	[DA] , 40%
		1	J, T		49			*D7	[DA] , 40%
		1	J, T		74			*D7	[DA] , 40%
		1	J, T		49			*E6	[DA] , 40% , Mexico
		1	J, T		74			*E6	[DA] , 40% , Mexico
	1EP171DAAA	1	J, T		74			*E6	[DA] , 40%
		1	J, T		74			*E6	[DA] , 40%
		1	J, T		49			*E6	[DV] , 40%
		1	J, T		49			*B7	[DV] , 40%
		1	J, T		49			*D7	[KA] , 40% , Mexico
		1	J, T		74			*D7	[KA] , 40% , Mexico
		1	J, T		49			*K6	[KA] , 40% , Mexico
		1	J, T		74			*K6	[KA] , 40% , Mexico
		1	J, T		49			*K6	[KA] , 40%
		1	J, T		49			*K6	[KA] , 40%

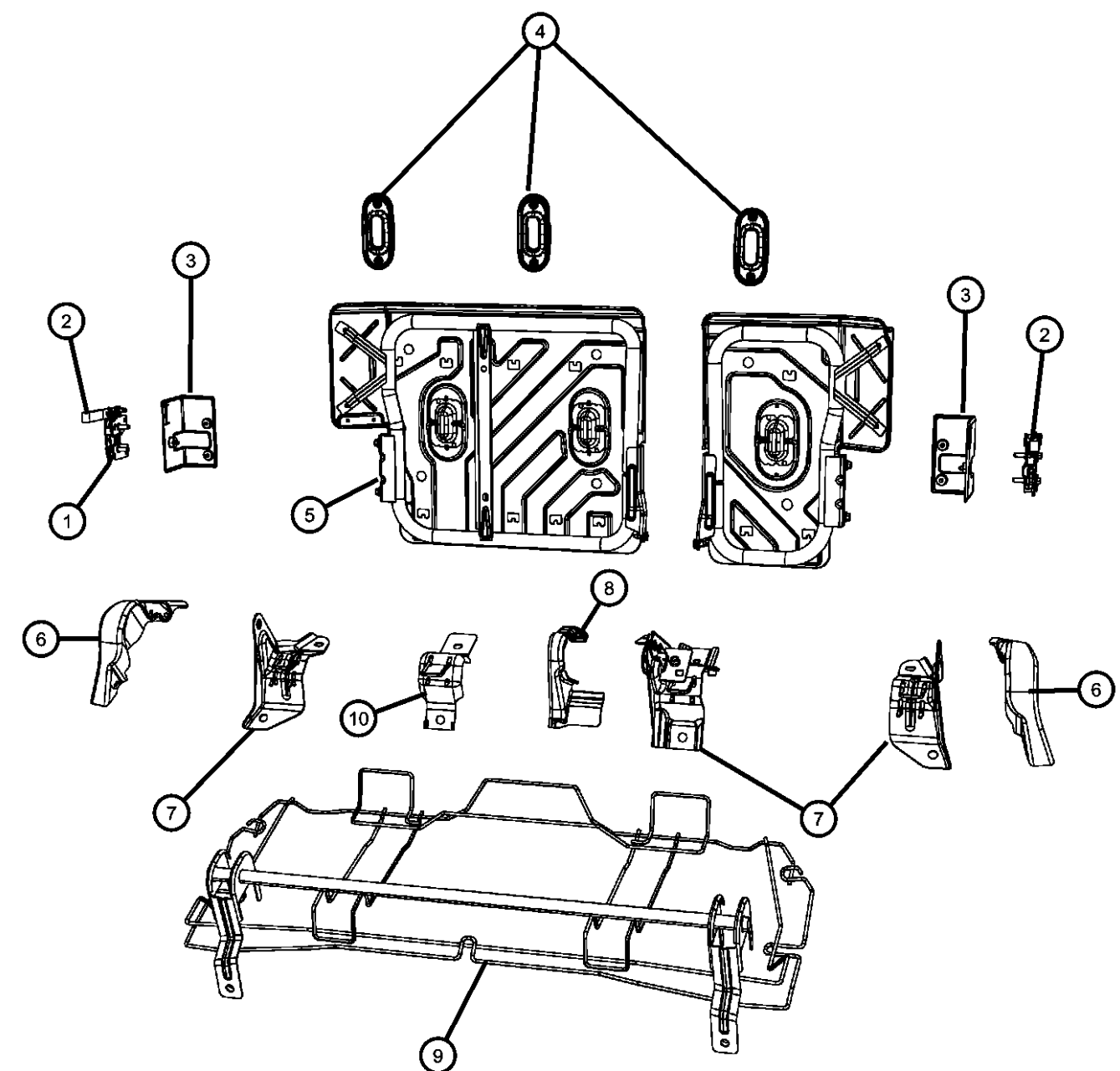
COMPASS/PATRIOT (MK)		BODY	ENGINE	TRANSMISSION
SERIES	LINE			
H = HIGHLINE	T = JEEP - 2WD	49 = HATCHBACK TYPE #2 74 = SPORT UTILITY 4-DR TYPE #4	ECE = 2.0L 4 Cyl DOHC DPF Diesel Engine	DEF = 6-Speed Manual Aisin BG6 Trans
L = LOWLINE	J = JEEP - 4WD		ED3 = 2.4L 4 Cyl DOHC 16V Dual VVT Engine	DD7 = 5-Speed Manual T355 Transmission
P = PREMIUM	U = JEEP - 4WD (RHD)		ECD = 2.0L 4 Cyl DOHC Diesel 16V Engine	DAV = Continuously Variable Transaxle II
			ECN = 2.0L 4 Cyl DOHC 16V Dual VVT Engine	DAW = Cont.Var. w/Off-Rd Crawl Ratio Trans

Rear Seat Attaching Parts
Figure 50-1005

ITEM	PART NUMBER	QTY	LINE	SERIES	BODY	ENGINE	TRANS	TRIM	DESCRIPTION
	1EP171KAAA	1	J, T		74			*K6	[KA] , 40%
		1	J, T		49			*D7	[KA] , 40%
		1	J, T		74			*D7	[KA] , 40%
		1	J, T		49			*B7	[KA] , 40%
		1	J, T		49			*E6	[KA] , 40% , Mexico
		1	J, T		74			*E6	[KA] , 40% , Mexico
		1	J, T		74			*E6	[KA] , 40%
	4								BEZEL, TETHER
	0WT351D5AA	3	J, T		49			*D7	[DA]
		3	J, T		49			*K6	[DA]
		3	J, T		49			*E6	[DA] , Mexico
	0WT351DAAA	3	J, T		49			*E6	[DA] , Mexico
		3	J, T		74			*E6	[DA] , Mexico
		3	J, T		49			*AL	[DA] , Mexico
		3	J, T		74			*AL	[DA] , Mexico
		3	J		49, 74			*AL	[DA] , Export
		3	U		49, 74			*AL	[DA] , Export
		3	J, T		74			*E6	[DA]
		3	J, T		49			*AL	[DA]
		3	J, T		74			*AL	[DA]
	0WT351DVAA	1	J, T		49			*AL	[DV] , Mexico
		1	J, T		74			*AL	[DV] , Mexico
		1	J, T		49			*K6	[DV] , Mexico
		1	J		49, 74			*AL	[DV] , Export
		1	U		49, 74			*AL	[DV] , Export
	0WT351K2AA	1	J, T		49			*B7	[DV]
		3	J, T		49			*D7	[KA] , Mexico
		3	J, T		74			*D7	[KA] , Mexico
		3	J, T		49			*K6	[KA] , Export
		3	J, T		49			*K6	[KA] , Mexico
		3	J, T		49			*K6	[KA]
		3	J, T		74			*K6	[KA]
		1	J, T		49			*D7	[KA] , Mexico

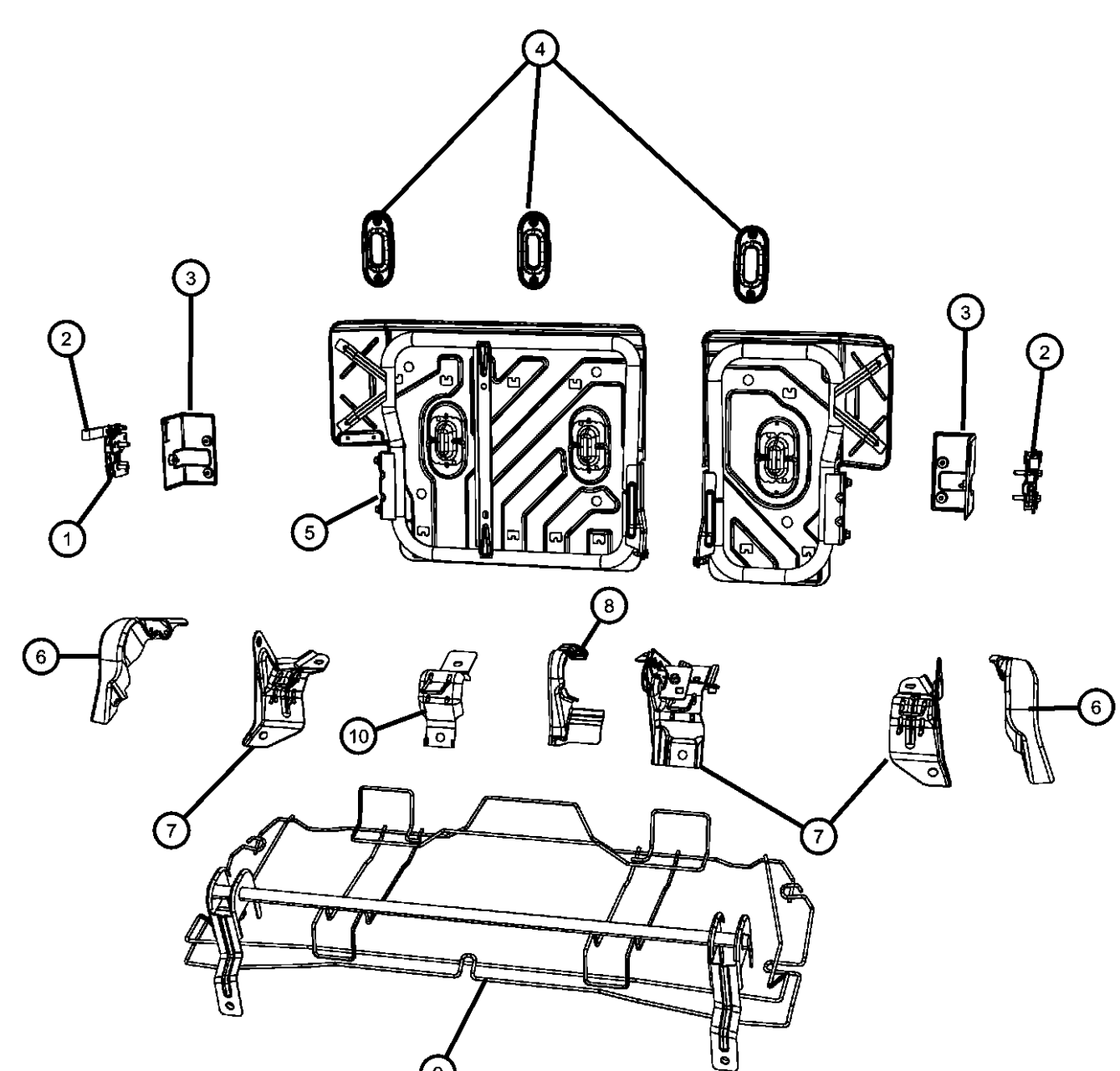
COMPASS/PATRIOT (MK)		BODY	ENGINE	TRANSMISSION
SERIES	LINE			
H = HIGHLINE	T = JEEP - 2WD	49 = HATCHBACK TYPE #2	ECE = 2.0L 4 Cyl DOHC DPF Diesel Engine	DEF = 6-Speed Manual Aisin BG6 Trans
L = LOWLINE	J = JEEP - 4WD	74 = SPORT UTILITY 4-DR TYPE #4	ED3 = 2.4L 4 Cyl DOHC 16V Dual VVT Engine	DD7 = 5-Speed Manual T355 Transmission
P = PREMIUM	U = JEEP - 4WD (RHD)		ECD = 2.0L 4 Cyl DOHC Diesel 16V Engine	DAV = Continuously Variable Transaxle II
			ECN = 2.0L 4 Cyl DOHC 16V Dual VVT Engine	DAW = Cont.Var. w/Off-Rd Crawl Ratio Trans

Rear Seat Attaching Parts
Figure 50-1005

										ITEM	PART NUMBER	QTY	LINE	SERIES	BODY	ENGINE	TRANS	TRIM	DESCRIPTION
												1	J, T		74			*D7	[KA] , Mexico
												1	J, T		49			*B7	[KA]
											0WT351KAAA	3	J, T		74			*E6	[KA]
												3	J, T		49			*AL	[KA] , Mexico
												3	J, T		74			*AL	[KA] , Mexico
												3	J		49, 74			*AL	[KA] , Export
												3	U		49, 74			*AL	[KA] , Export
												3	J, T		49			*AL	[KA]
											0WT35DK2AA	3	J, T		74			*AL	[KA]
												3	J, T		49			*E6	[KA] , Mexico
										5									FRAME, Rear Seat Back
											68001884AA	1	J, T		49			*E6	60%
												1	J, T		74			*E6	60%
												1	J, T		49			*E6	60% , Mexico
												1	J, T		74			*E6	60% , Mexico
												1	J, T		49			*D7	60%
												1	J, T		74			*D7	60%
												1	J, T		49			*D7	60% , Mexico
												1	J, T		74			*D7	60% , Mexico
											68001885AA	1	J		49, 74			*D7	60% , Export
												1	J, T		49			*E6	40%
												1	J, T		74			*E6	40%
												1	J, T		49			*E6	40% , Mexico
												1	J, T		74			*E6	40% , Mexico
												1	J, T		49			*D7	40%
												1	J, T		74			*D7	40%
												1	J, T		49			*D7	40% , Mexico
												1	J, T		74			*D7	40% , Mexico
												1	J		49, 74			*D7	40% , Export
											68001888AA	1	J, T		49, 74			*D7	60% , With [CAX]
												1	J, T		49, 74			*D7	60% , Mexico , With [CAX]
												1	J, T		49, 74			*K6	60% , Mexico , With [CAX]

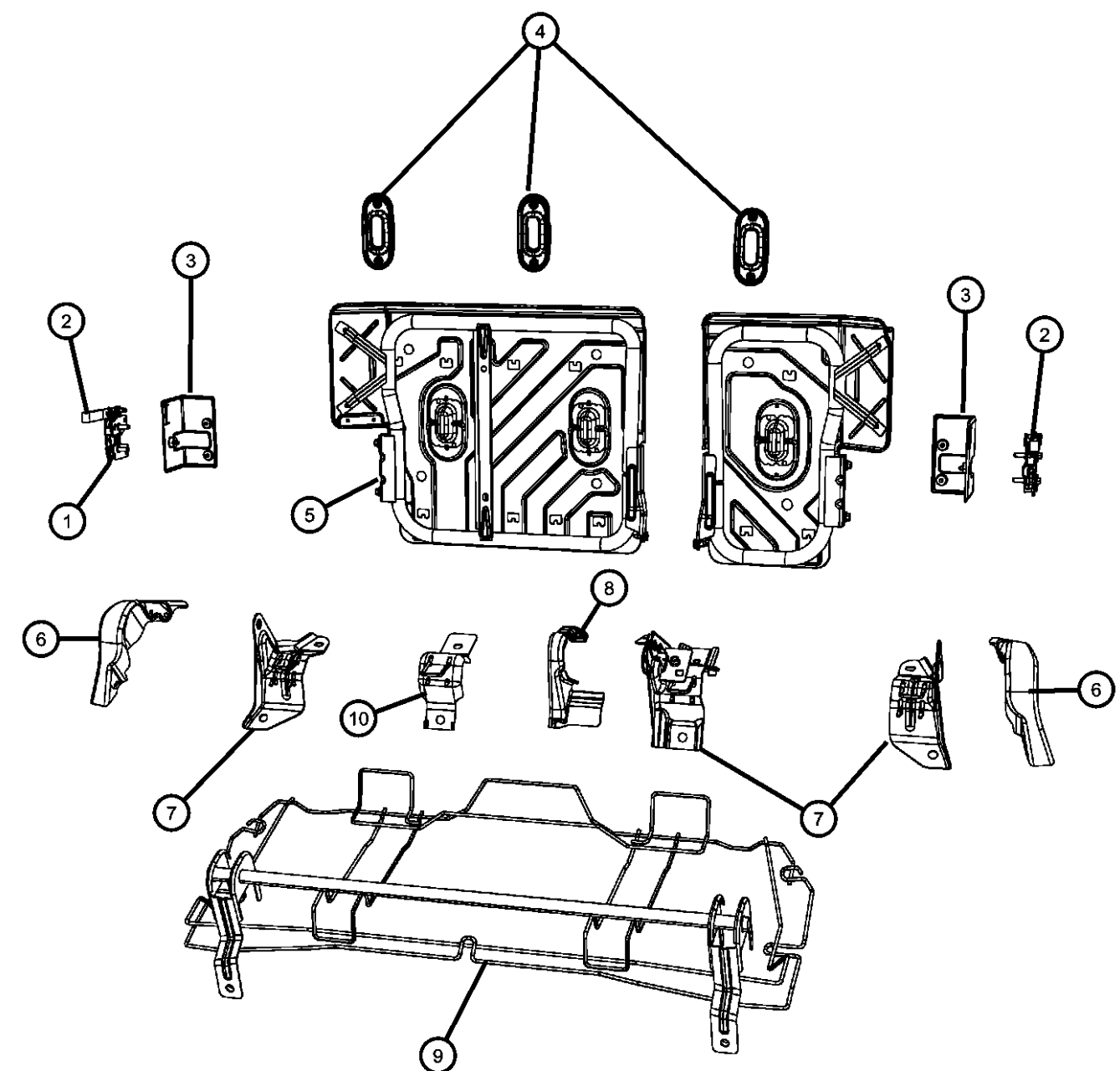
COMPASS/PATRIOT (MK)		BODY	ENGINE	TRANSMISSION
SERIES	LINE			
H = HIGHLINE	T = JEEP - 2WD	49 = HATCHBACK TYPE #2	ECE = 2.0L 4 Cyl DOHC DPF Diesel Engine	DEF = 6-Speed Manual Aisin BG6 Trans
L = LOWLINE	J = JEEP - 4WD	74 = SPORT UTILITY 4-DR TYPE #4	ED3 = 2.4L 4 Cyl DOHC 16V Dual VVT Engine	DD7 = 5-Speed Manual T355 Transmission
P = PREMIUM	U = JEEP - 4WD (RHD)		ECD = 2.0L 4 Cyl DOHC Diesel 16V Engine	DAV = Continuously Variable Transaxle II
			ECN = 2.0L 4 Cyl DOHC 16V Dual VVT Engine	DAW = Cont.Var. w/Off-Rd Crawl Ratio Trans

Rear Seat Attaching Parts
Figure 50-1005

ITEM	PART NUMBER	QTY	LINE	SERIES	BODY	ENGINE	TRANS	TRIM	DESCRIPTION
									
68001889AA		1	J, T		49			*AL	60% , With [CAX]
		1	J, T		74			*AL	60% , With [CAX]
		1	J, T		49			*K6	60% , With [CAX]
		1	J, T		74			*K6	60% , With [CAX]
		1	J, T		49			*E6	60% , Mexico , With [CAX]
		1	J, T		74			*E6	60% , Mexico , With [CAX]
		1	J, T		74			*E6	60% , With [CAX]
		1	J, T		49			*AL	60% , Mexico , With [CAX]
		1	J, T		74			*AL	60% , Mexico , With [CAX]
		1	J, T		49, 74			*E6	40% ,With [CAX]
		1	J, T		49, 74			*E6	40% , Mexico , With [CAX]
		1	J, T		49, 74			*D7	40% ,With [CAX]
		1	J, T		49, 74			*K6	40% , Mexico , With [CAX]
		1	J, T		49			*K6	40% ,With [CAX]
		1	J, T		74			*K6	40% ,With [CAX]
		1	J, T		49			*AL	40% ,With [CAX]
		1	J, T		74			*AL	40% ,With [CAX]
		1	J, T		49			*D7	40% , Mexico , With [CAX]
		1	J, T		74			*D7	40% , Mexico , With [CAX]
		1	J, T		49			*AL	40% , Mexico , With [CAX]
6	7	1	J, T		74			*AL	40% , Mexico , With [CAX]
		1							SHIELD, Seat, (NOT SERVICED), BRACKET
68001652AA		1	J, T		49, 74			*D7	Right
		1	J, T		49, 74			*D7	Mexico, Right
		1	J, T		49, 74			*E6	Right
		1	J, T		49, 74			*E6	Mexico, Right
		1	J, T		49			*K6	Right
		1	J, T		49, 74			*K6	Mexico, Right
		1	J, T		49, 74			*AL	Right
		1	J		49, 74			*AL	Export, Right
		1	J		49, 74			*D7	Export, Right

COMPASS/PATRIOT (MK)		BODY	ENGINE	TRANSMISSION
SERIES	LINE			
H = HIGHLINE	T = JEEP - 2WD	49 = HATCHBACK TYPE #2	ECE = 2.0L 4 Cyl DOHC DPF Diesel Engine	DEF = 6-Speed Manual Aisin BG6 Trans
L = LOWLINE	J = JEEP - 4WD	74 = SPORT UTILITY 4-DR TYPE #4	ED3 = 2.4L 4 Cyl DOHC 16V Dual VVT Engine	DD7 = 5-Speed Manual T355 Transmission
P = PREMIUM	U = JEEP - 4WD (RHD)		ECD = 2.0L 4 Cyl DOHC Diesel 16V Engine	DAV = Continuously Variable Transaxle II
			ECN = 2.0L 4 Cyl DOHC 16V Dual VVT Engine	DAW = Cont.Var. w/Off-Rd Crawl Ratio Trans

Rear Seat Attaching Parts
Figure 50-1005

ITEM	PART NUMBER	QTY	LINE	SERIES	BODY	ENGINE	TRANS	TRIM	DESCRIPTION
	68001738AA	1	J, T		49			*E6	Center
		1	J, T		74			*E6	Center
		1	J, T		49			*E6	Mexico, Center
		1	J, T		74			*E6	Mexico, Center
		1	J, T		49			*D7	Mexico, Center
		1	J, T		74			*D7	Mexico, Center
		1	U		49, 74			*E6	Export, Center
		1	J		49, 74			*AL	Export, Center
		1	U		49, 74			*AL	Export, Center
		1	J		49, 74			*D7	Export, Center
	68001739AA	1	J, T		49			*D7	Center
		1	J, T		74			*D7	Center
		1	J, T		49			*AL	Mexico, Center
		1	J, T		74			*AL	Mexico, Center
		1	J, T		49			*E6	Left
		1	J, T		74			*E6	Left
		1	J, T		74			*E6	Mexico, Left
		1	U		49, 74			*E6	Export, Left
		1	J, T		49			*D7	Left
		1	J, T		74			*D7	Left
8	1FN631D5AA	1	J, T		49			*D7	Mexico, Left
		1	J		49, 74			*D7	Export, Left
		1	J		49, 74			*AL	Export, Left
									SHIELD, Seat
		1	J, T		49			*D7	[DA] , Mexico
		1	J, T		74			*D7	[DA] , Mexico
		1	J, T		49			*K6	[DA] , Export
		1	J, T		49			*D7	[DA]
		1	J, T		74			*D7	[DA]
		1	J, T		49			*K6	[DA]
		1	J, T		74			*K6	[DA]
		1	J, T		74			*E6	[DV]

COMPASS/PATRIOT (MK)		BODY	ENGINE	TRANSMISSION
SERIES	LINE			
H = HIGHLINE	T = JEEP - 2WD	49 = HATCHBACK TYPE #2	ECE = 2.0L 4 Cyl DOHC DPF Diesel Engine	DEF = 6-Speed Manual Aisin BG6 Trans
L = LOWLINE	J = JEEP - 4WD	74 = SPORT UTILITY 4-DR TYPE #4	ED3 = 2.4L 4 Cyl DOHC 16V Dual VVT Engine	DD7 = 5-Speed Manual T355 Transmission
P = PREMIUM	U = JEEP - 4WD (RHD)		ECD = 2.0L 4 Cyl DOHC Diesel 16V Engine	DAV = Continuously Variable Transaxle II
			ECN = 2.0L 4 Cyl DOHC 16V Dual VVT Engine	DAW = Cont.Var. w/Off-Rd Crawl Ratio Trans

AR = use ase required - = Non illustrated part

Figure 50-1005

74

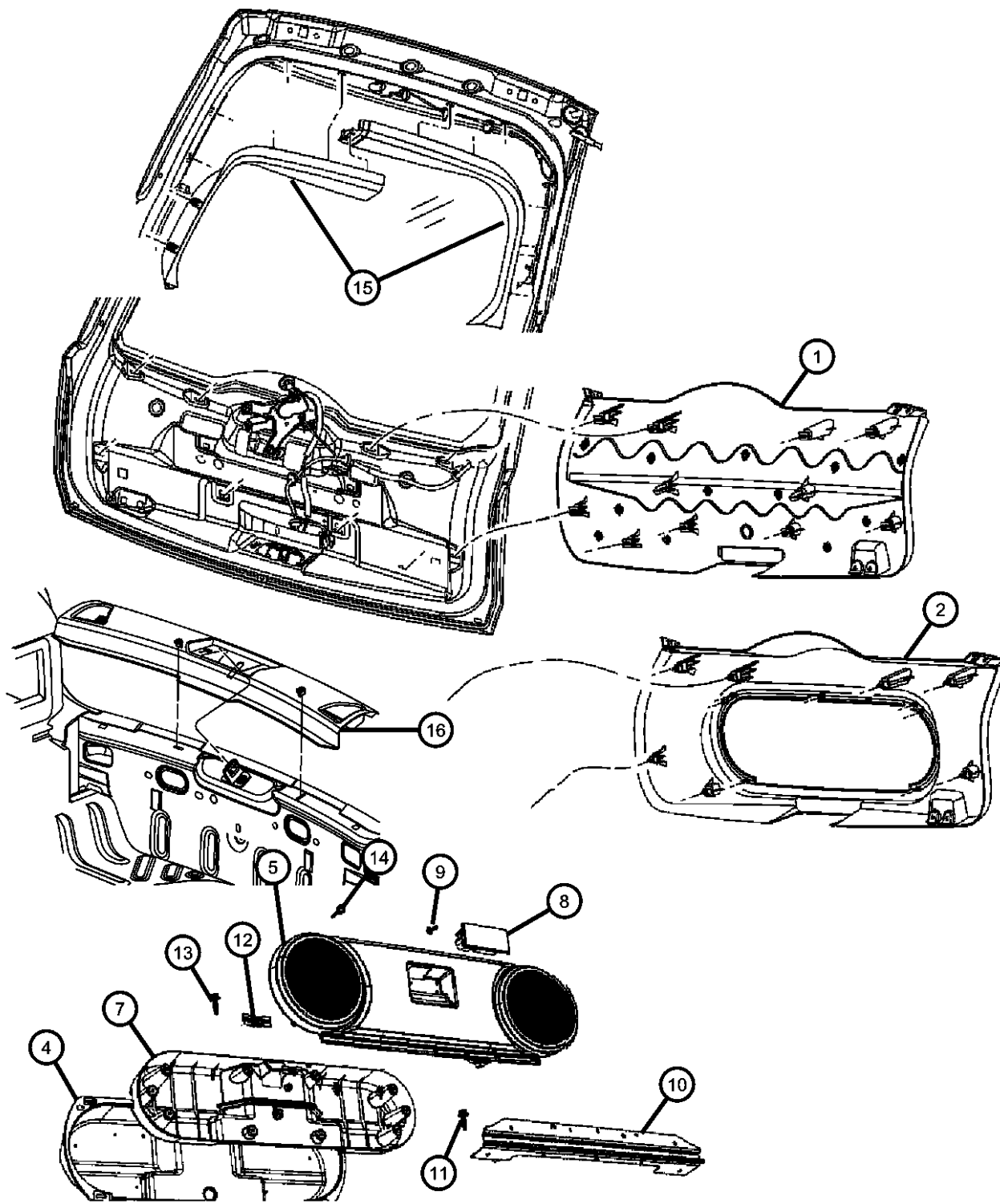
Ratio Trans

AR = use ase required - = Non illustrated part

2008 MK

<< RETURN TO GROUP INDEX

Liftgate Panels and Scuff Plate
Figure 50-1405

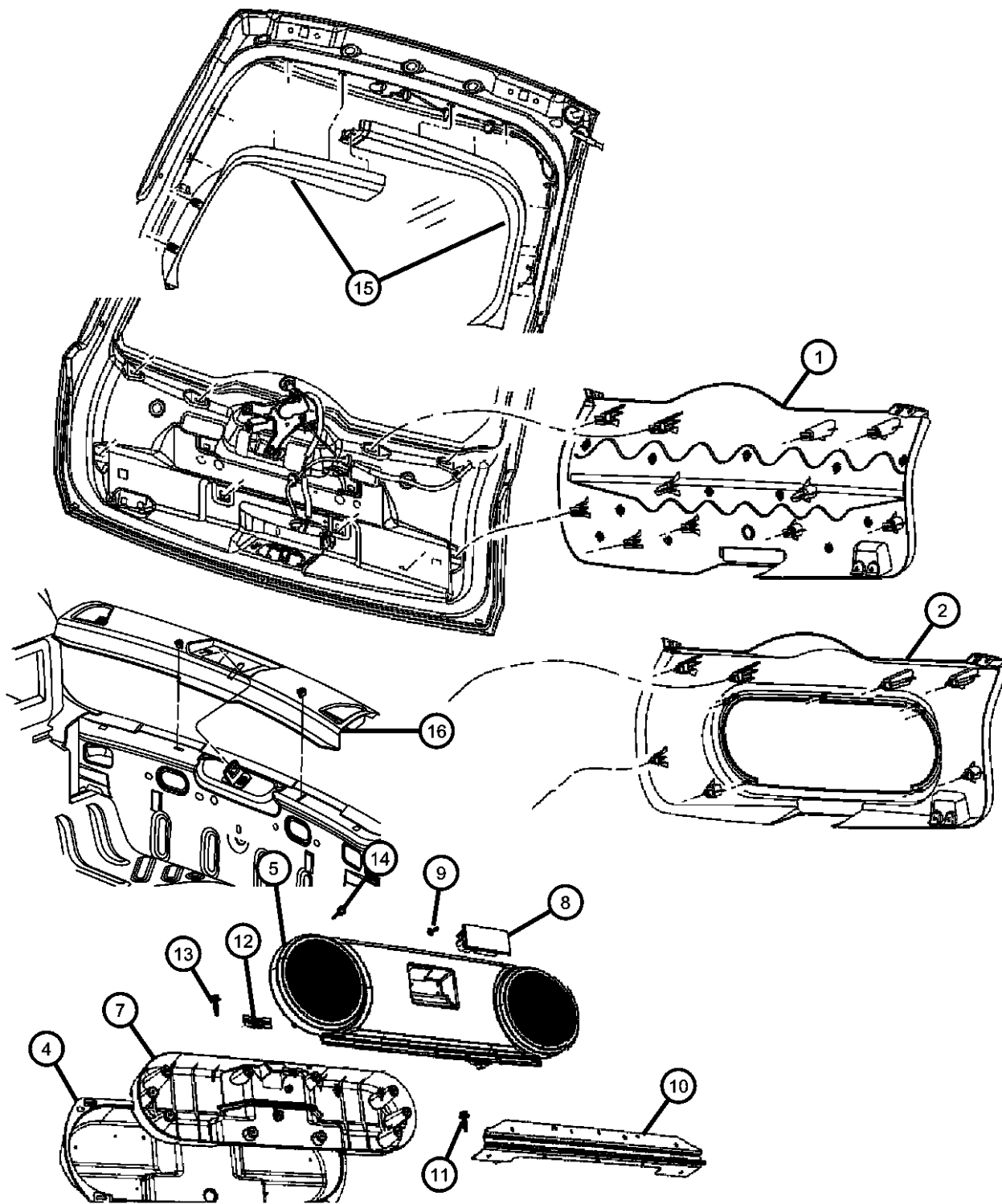


ITEM	PART NUMBER	QTY	LINE	SERIES	BODY	ENGINE	TRANS	TRIM	DESCRIPTION
1									PANEL, Liftgate Trim, Without Speakers
	0YG70DK7AF	1	J, T, U		49			*O0	[KA]
	0YG70XDVAF	1	J, T, U		49			*O0	[DV]
	1AZ45DK7AD	1	J, T, U		74			*O0	[KA]
2									PANEL, Liftgate Trim, With Speakers
	1AW62DK7AF	1	J, T, U		49			*O0	[KA]
	1AW62XD- VAF	1	J, T, U		49			*O0	[DV]
	1AZ48DK7AD	1	J, T, U		74			*O0	[KA]
-3									CLIP, Trim
	1AZ48XDVAD	1	J, T, U		74			*O0	[DV]
	68038959AA	7	J, T, U		49			*O0	
									PANEL, Speaker
4									
	1DR91DKAAB	1	J, T, U		49			*O0	[KA]
		1	J, T, U		74			*O0	[KA]
	1DR91XDVAB	1	J, T, U		49			*O0	[DV]
5									PANEL, Speaker
		1	J, T, U		74			*O0	[DV]
	1DR92BDAAA	1	J, T, U		49			*O0	[DV]
	1DR92DKAAA	1	J, T, U		74			*O0	[KA]
-6									NUT, Snap In
		1	J, T, U		49			*O0	[KA]
	06506955AA	4	J, T, U		49				
		4	J, T, U		74				
7									PANEL, Speaker
	1DR93BDAAA	1	J, T, U		49			*O0	[DV]
		1	J, T, U		74			*O0	[DV]
	1DR93DKAAA	1	J, T, U		49			*O0	[KA]
8									HANDLE
		1	J, T, U		74			*O0	[KA]
	1DK62BDAAC	1	J, T, U		49			*O0	[DA]

COMPASS/PATRIOT (MK)		BODY		ENGINE		TRANSMISSION	
SERIES	LINE						
H = HIGHLINE	T = JEEP - 2WD	49 = HATCHBACK TYPE #2		ECE = 2.0L 4 Cyl DOHC DPF Diesel Engine		DEF = 6-Speed Manual Aisin BG6 Trans	
L = LOWLINE	J = JEEP - 4WD	74 = SPORT UTILITY 4-DR TYPE #4		ED3 = 2.4L 4 Cyl DOHC 16V Dual VVT Engine		DD7 = 5-Speed Manual T355 Transmission	
P = PREMIUM	U = JEEP - 4WD (RHD)			ECD = 2.0L 4 Cyl DOHC Diesel 16V Engine		DAV = Continuously Variable Transaxle II	
				ECN = 2.0L 4 Cyl DOHC 16V Dual VVT Engine		DAW = Cont.Var. w/Off-Rd Crawl Ratio Trans	

AR = use ase required - = Non illustrated part

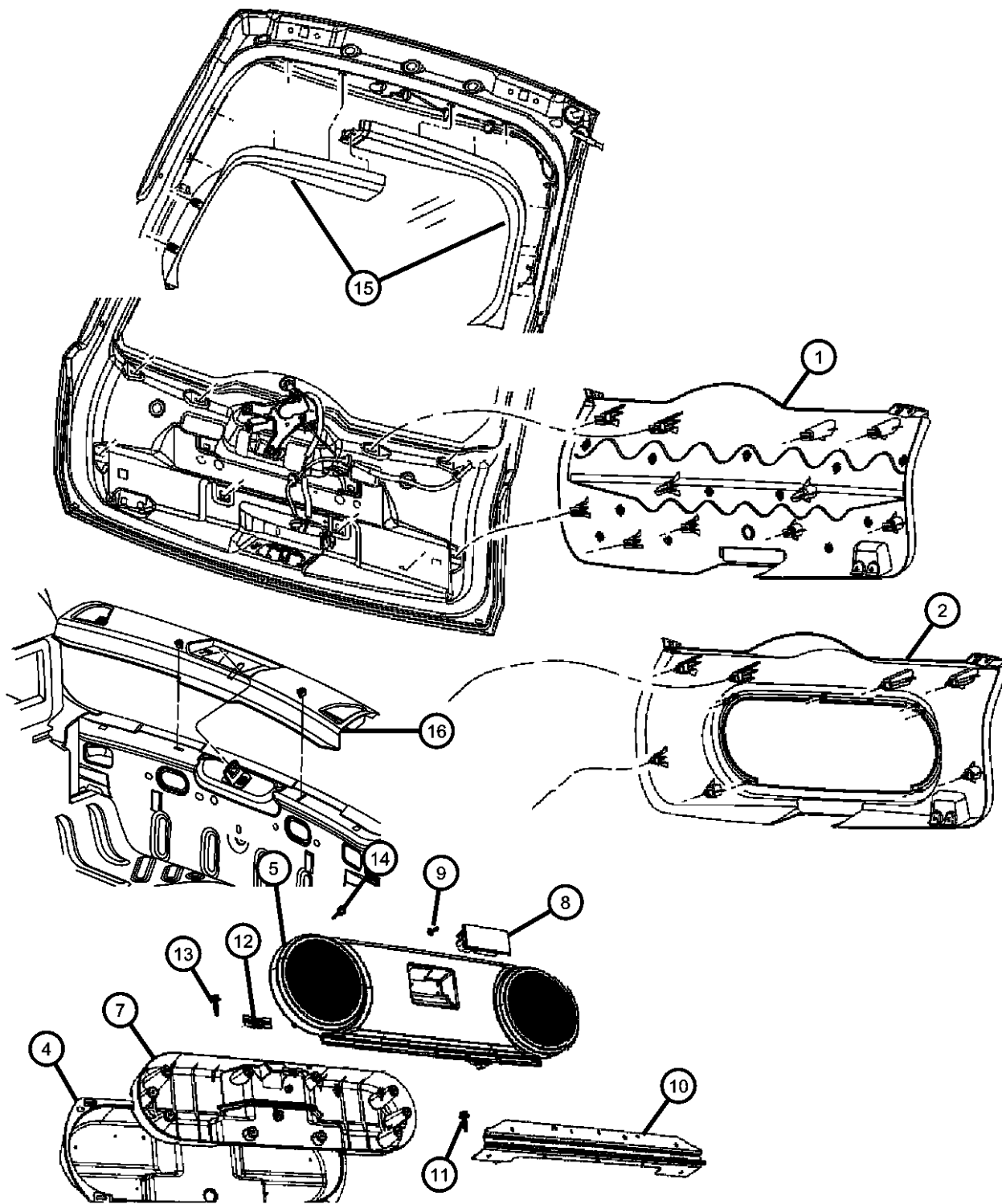
Liftgate Panels and Scuff Plate
Figure 50-1405



ITEM	PART NUMBER	QTY	LINE	SERIES	BODY	ENGINE	TRANS	TRIM	DESCRIPTION
9	1DK62DKAAC	1	J, T, U		74			*O0	[DA]
		1	J, T, U		49			*O0	[KA]
		1	J, T, U		74			*O0	[KA]
10	05183413AA	3	J, T, U		49			*O0	SCREW
		3	J, T, U		74			*O0	
									HINGE
11	05183428AA	1	J, T, U		49			*O0	
		1	J, T, U		74			*O0	
									SCREW
12	05183414AA	10	J, T, U		74			*O0	
		10	J, T, U		49			*O0	
									CLIP, Z-Axis
13	05183416AA	4	J, T, U		49			*O0	
		4	J, T, U		74			*O0	
									SCREW
14	05183415AA	1	J, T, U		49			*O0	
		1	J, T, U		74			*O0	
									BUMPER, Liftgate
15	55055900AA	1	J, T, U		49			*O0	
		1	J, T, U		74			*O0	
									PANEL, Liftgate Trim
16	1AW64DX9AE	1	J, T, U		49			*O0	[KA], Right
		1	J, T, U		49			*O0	[DA], Right
		1	J, T, U		49			*O0	[DA], Left
17	1AW65DX9AE	1	J, T, U		49			*O0	[KA], Left
		1	J, T, U		49			*O0	[DV], Right
		1	J, T, U		74			*O0	[KA], Right
18	1AZ64DX9AD	1	J, T, U		74			*O0	[DV], Left
		1	J, T, U		74			*O0	[KA], Left
		1	J, T, U		74			*O0	
19	1AZ65DX9AD	1	J, T, U		74			*O0	PLATE, Rear Door Scuff
		1	J, T, U		74			*O0	
		1	J, T, U		74			*O0	[KA]

COMPASS/PATRIOT (MK)		BODY		ENGINE		TRANSMISSION	
SERIES	LINE						
H = HIGHLINE	T = JEEP - 2WD	49 = HATCHBACK TYPE #2		ECE = 2.0L 4 Cyl DOHC DPF Diesel Engine		DEF = 6-Speed Manual Aisin BG6 Trans	
L = LOWLINE	J = JEEP - 4WD	74 = SPORT UTILITY 4-DR TYPE #4		ED3 = 2.4L 4 Cyl DOHC 16V Dual VVT Engine		DD7 = 5-Speed Manual T355 Transmission	
P = PREMIUM	U = JEEP - 4WD (RHD)			ECD = 2.0L 4 Cyl DOHC Diesel 16V Engine		DAV = Continuously Variable Transaxle II	
				ECN = 2.0L 4 Cyl DOHC 16V Dual VVT Engine		DAW = Cont.Var. w/Off-Rd Crawl Ratio Trans	

Liftgate Panels and Scuff Plate
Figure 50-1405



ITEM	PART NUMBER	QTY	LINE	SERIES	BODY	ENGINE	TRANS	TRIM	DESCRIPTION
	0YF39XDVAD	1	J, T, U		49			*O0	[DA]
		1	J, T, U		49			*O0	[DV]
	1BP85DK7AB	1	J, T, U		74			*O0	[KA]
	1BP85XDVAB	1	J, T, U		74			*O0	[DA]
		1	J, T, U		74			*O0	[DV]

COMPASS/PATRIOT (MK)				
SERIES	LINE	BODY	ENGINE	TRANSMISSION
H = HIGHLINE	T = JEEP - 2WD	49 = HATCHBACK TYPE #2	ECE = 2.0L 4 Cyl DOHC DPF Diesel Engine	DEF = 6-Speed Manual Aisin BG6 Trans
L = LOWLINE	J = JEEP - 4WD	74 = SPORT UTILITY 4-DR TYPE #4	ED3 = 2.4L 4 Cyl DOHC 16V Dual VVT Engine	DD7 = 5-Speed Manual T355 Transmission
P = PREMIUM	U = JEEP - 4WD (RHD)		ECD = 2.0L 4 Cyl DOHC Diesel 16V Engine	DAV = Continuously Variable Transaxle II
			ECN = 2.0L 4 Cyl DOHC 16V Dual VVT Engine	DAW = Cont.Var. w/Off-Rd Crawl Ratio Trans

AR = use ase required - = Non illustrated part

Group - 60

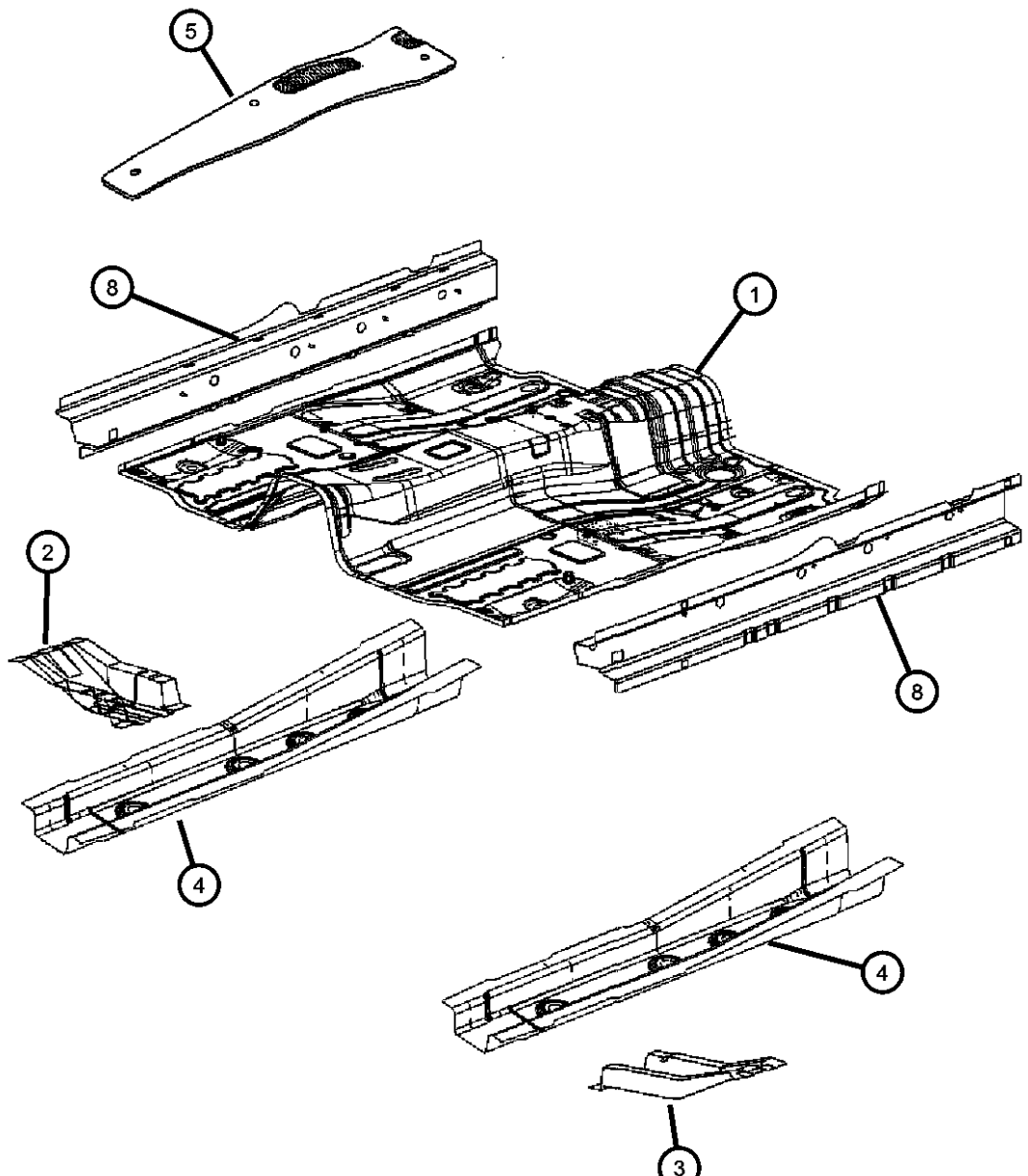
Body Sheet Metal Except Doors

060-100 Floor Pans	060-1000 Sunroof	060-1300 Sport Bar or Luggage Rack	060-200 Plugs
060-300 Fenders	060-400 Hood and Hood Release	060-500 Cowl and Dash Panel	060-600 Aperture Panel and Pillar Supports
060-700 Pick-up Box and Fuel Filler Door	060-800 Body Structure Welds, Weatherstrips, Seals, Sealers and Adhesives	060-900 Roof	

Group - 60 Body Sheet Metal Except Doors

Illustration Title	Group-Fig. No.
Floor Pans	
Front Floor Pan.....	Fig. 60 - 105
Rear Floor Pan	Fig. 60 - 150
Underbody Shields and Skidplates	Fig. 60 - 180
Plugs	
Body Plugs and Exhauster	Fig. 60 - 205
Fenders	
Front Fender.....	Fig. 60 - 305
Fender Shields	Fig. 60 - 350
Hood and Hood Release	
Hood and Related Parts	Fig. 60 - 405
Cowl and Dash Panel	
Cowl, Dash Panel, & Related Parts.....	Fig. 60 - 505
Aperture Panel and Pillar Supports	
Front Aperture Panel.....	Fig. 60 - 605
Rear Aperture (Quarter) Panel, Compass.....	Fig. 60 - 650
Rear Aperture (Quarter) Panel, Patroit	Fig. 60 - 651
Pick-up Box and Fuel Filler Door	
Fuel Filler Door	Fig. 60 - 705
Body Structure Welds, Weatherstrips, Seals, Sealers and Adhesives	
Body Weatherstrips, Compass	Fig. 60 - 805
Body Weatherstrips, Patroit	Fig. 60 - 806
Roof	
Roof Panel.....	Fig. 60 - 905
Sunroof	
Sunroof Glass and Component Parts.....	Fig. 60 - 1005
Sport Bar or Luggage Rack	
Roof Rack, Compass	Fig. 60 - 1305
Roof Rack, Patroit.....	Fig. 60 - 1310

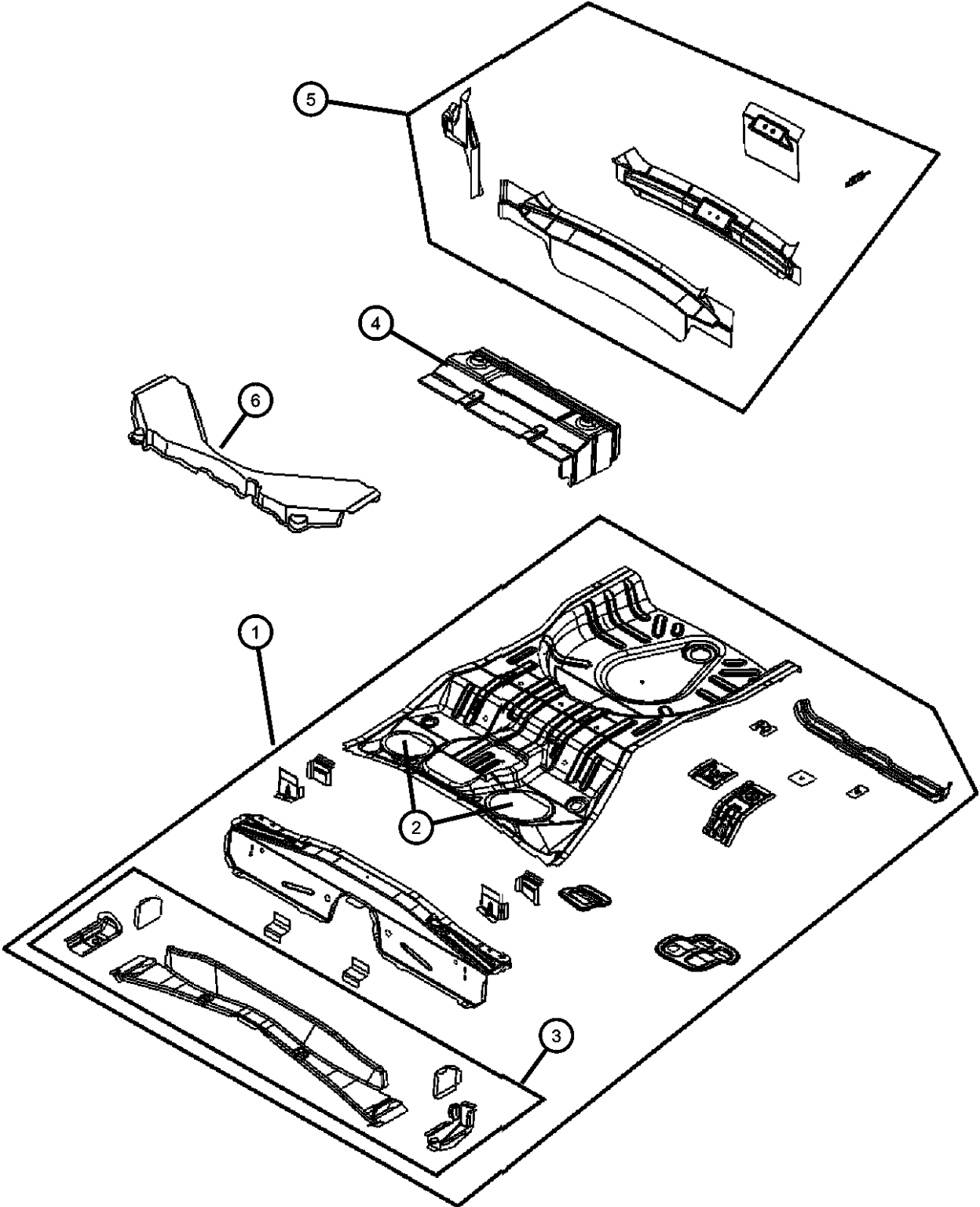
Front Floor Pan
Figure 60-105

	ITEM	PART NUMBER	QTY	LINE	SERIES	BODY	ENGINE	TRANS	TRIM	DESCRIPTION
	1	05183908AC	1	J, T, U		49, 74				PAN, Front Floor
	2									REINFORCEMENT, Floor Pan
		05115444AA	1	J, T, U		49				
			1	J, T, U		74				
	3									REINFORCEMENT, Floor Pan
		05115445AA	1	J, T, U		74				
			1	J, T, U		49				
	4									SIDEMEMBER, Floor
		05115439AA	2	J, T, U		49				
			2	J, T, U		74				
	5									SILENCER, Floor Pan
		04680624AA	1	J, T, U		49				Right
			1	J, T, U		74				Right
		04680625AA	1	J, T, U		49				Left
			1	J, T, U		74				Left
	-6									NUT, Plastic
		06505670AA	4	J, T, U		49				
			4	J, T, U		74				
	-7									CAP, Bolt Cover
		06504650	AR	J, T, U		49				
			AR	J, T, U		74				
	8									PANEL, Sill
		05115050AA	1	J, T, U		49				Right
			1	J, T, U		74				Right
		05115051AA	1	J, T, U		49				Left
			1	J, T, U		74				Left

COMPASS/PATRIOT (MK)				
SERIES	LINE	BODY	ENGINE	TRANSMISSION
H = HIGHLINE	T = JEEP - 2WD	49 = HATCHBACK TYPE #2	ECE = 2.0L 4 Cyl DOHC DPF Diesel Engine	DEF = 6-Speed Manual Aisin BG6 Trans
L = LOWLINE	J = JEEP - 4WD	74 = SPORT UTILITY 4-DR TYPE #4	ED3 = 2.4L 4 Cyl DOHC 16V Dual VVT Engine	DD7 = 5-Speed Manual T355 Transmission
P = PREMIUM	U = JEEP - 4WD (RHD)		ECD = 2.0L 4 Cyl DOHC Diesel 16V Engine	DAV = Continuously Variable Transaxle II
			ECN = 2.0L 4 Cyl DOHC 16V Dual VVT Engine	DAW = Cont.Var. w/Off-Rd Crawl Ratio Trans

AR = use ase required - = Non illustrated part

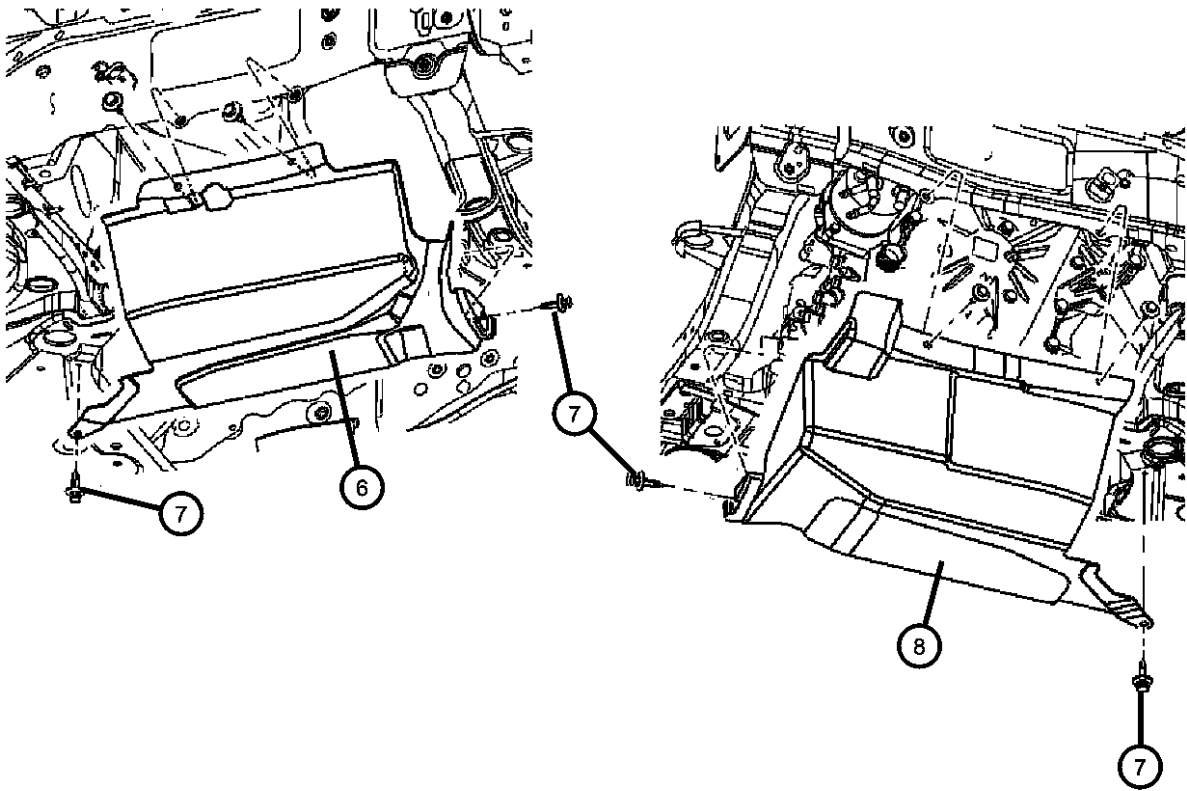
Rear Floor Pan
Figure 60-150



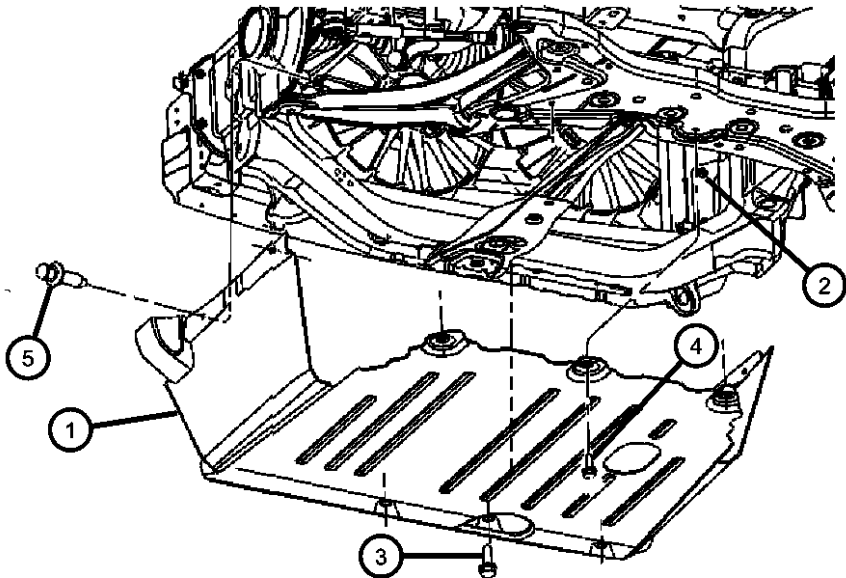
ITEM	PART NUMBER	QTY	LINE	SERIES	BODY	ENGINE	TRANS	TRIM	DESCRIPTION
1	05183909AA	1							PAN, Rear Floor
2									COVER, Fuel Pump Access
	05160068AA	1	J, T, U		49				Right
		1	J, T, U		74				Right
	05160069AA	1	J, T, U		49				Left
		1	J, T, U		74				Left
3									CROSSMEMBER, Rear Seat
	05115549AA	1	J, T, U		49				
		1	J, T, U		74				
4									SHIELD, Floor Pan
	04673702AB	1	J, T, U		49				
		1	J, T, U		74				
5									PANEL
	05074974AD	1	J, T, U		49				
	05160150AC	1	J, T, U		74				
6									SILENCER, Rear Shelf
	05291785AB	1	J, T, U		49				
		1	J, T, U		74				
-7									BEAM ASSY, Side Impact
	05115657AB	1	J, T, U		49				
		1	J, T, U		74				
-8	05291886AB	1	J, T, U		49, 74				SILENCER, Spare Tire Well
-9	05291885AB	1	J, T, U		49, 74				SILENCER, Mid Floor Underseat
-10									EXTENSION, Rear Rail
	68025688AA	1	J, T, U		49				Right
		1	J, T, U		74				Right
	68025689AA	1	J, T, U		49				Left
		1	J, T, U		74				Left

COMPASS/PATRIOT (MK)		BODY		ENGINE	TRANSMISSION
SERIES	LINE				
H = HIGHLINE	T = JEEP - 2WD	49 = HATCHBACK TYPE #2		ECE = 2.0L 4 Cyl DOHC DPF Diesel Engine	DEF = 6-Speed Manual Aisin BG6 Trans
L = LOWLINE	J = JEEP - 4WD	74 = SPORT UTILITY 4-DR TYPE #4		ED3 = 2.4L 4 Cyl DOHC 16V Dual VVT Engine	DD7 = 5-Speed Manual T355 Transmission
P = PREMIUM	U = JEEP - 4WD (RHD)			ECD = 2.0L 4 Cyl DOHC Diesel 16V Engine	DAV = Continuously Variable Transaxle II
				ECN = 2.0L 4 Cyl DOHC 16V Dual VVT Engine	DAW = Cont.Var. w/Off-Rd Crawl Ratio Trans

Underbody Shields and Skidplates
Figure 60-180

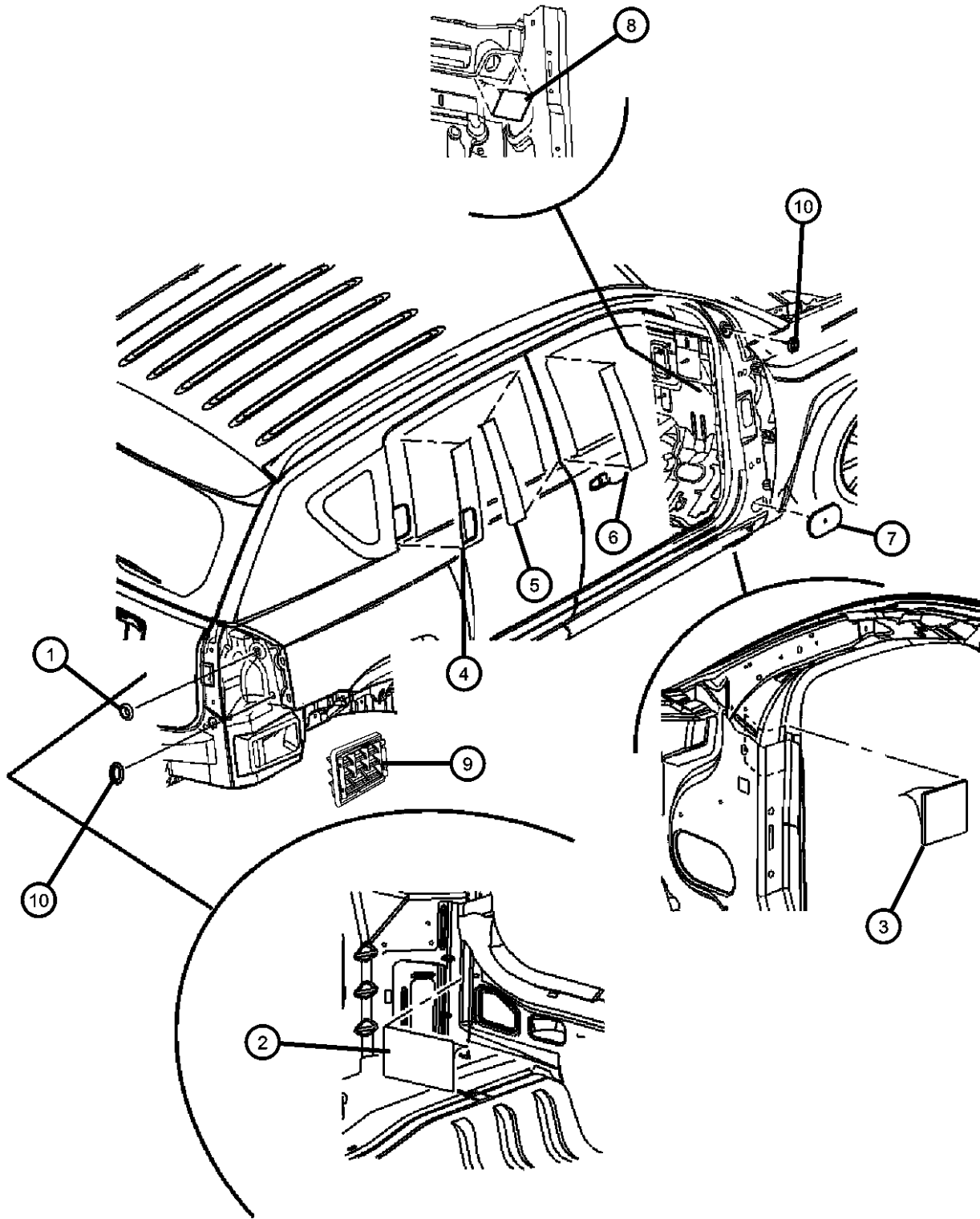


ITEM	PART NUMBER	QTY	LINE	SERIES	BODY	ENGINE	TRANS	TRIM	DESCRIPTION
1	05116372AC	1	J, T, U		74				BELLY PAN, Front, Patriot only , Compass see Accesory Shield RIVET
2	06104885AA	1	J, T, U		74				
		4	J, T, U		74				
3	06105098AA	3	J, T, U		74				SCREW AND WASHER, Hex Head, M6x1x25
		3	J, T, U		49				
4	06104366AA	2	J, T, U		49				SCREW AND WASHER, Hex Head, M6x1x20
		2	J, T, U		74				
5	05160260AA	2	J, T, U		74				PIN, Push
		2	J, T, U		49				
6	05116057AB	1	J, T, U		74				SHIELD, Accessory Drive
		1	J, T, U		49				
7	06502871	4	J, T, U		49				RETAINER
		4	J, T, U		74				
8	05116330AA	1	J, T, U		49				SHIELD, Transmission
		1	J, T, U		74				



COMPASS/PATRIOT (MK)		BODY	ENGINE	TRANSMISSION
SERIES	LINE			
H = HIGHLINE	T = JEEP - 2WD	49 = HATCHBACK TYPE #2	ECE = 2.0L 4 Cyl DOHC DPF Diesel Engine	DEF = 6-Speed Manual Aisin BG6 Trans
L = LOWLINE	J = JEEP - 4WD	74 = SPORT UTILITY 4-DR TYPE #4	ED3 = 2.4L 4 Cyl DOHC 16V Dual VVT Engine	DD7 = 5-Speed Manual T355 Transmission
P = PREMIUM	U = JEEP - 4WD (RHD)		ECD = 2.0L 4 Cyl DOHC Diesel 16V Engine	DAV = Continuously Variable Transaxle II
			ECN = 2.0L 4 Cyl DOHC 16V Dual VVT Engine	DAW = Cont.Var. w/Off-Rd Crawl Ratio Trans

Body Plugs and Exhauster
Figure 60-205



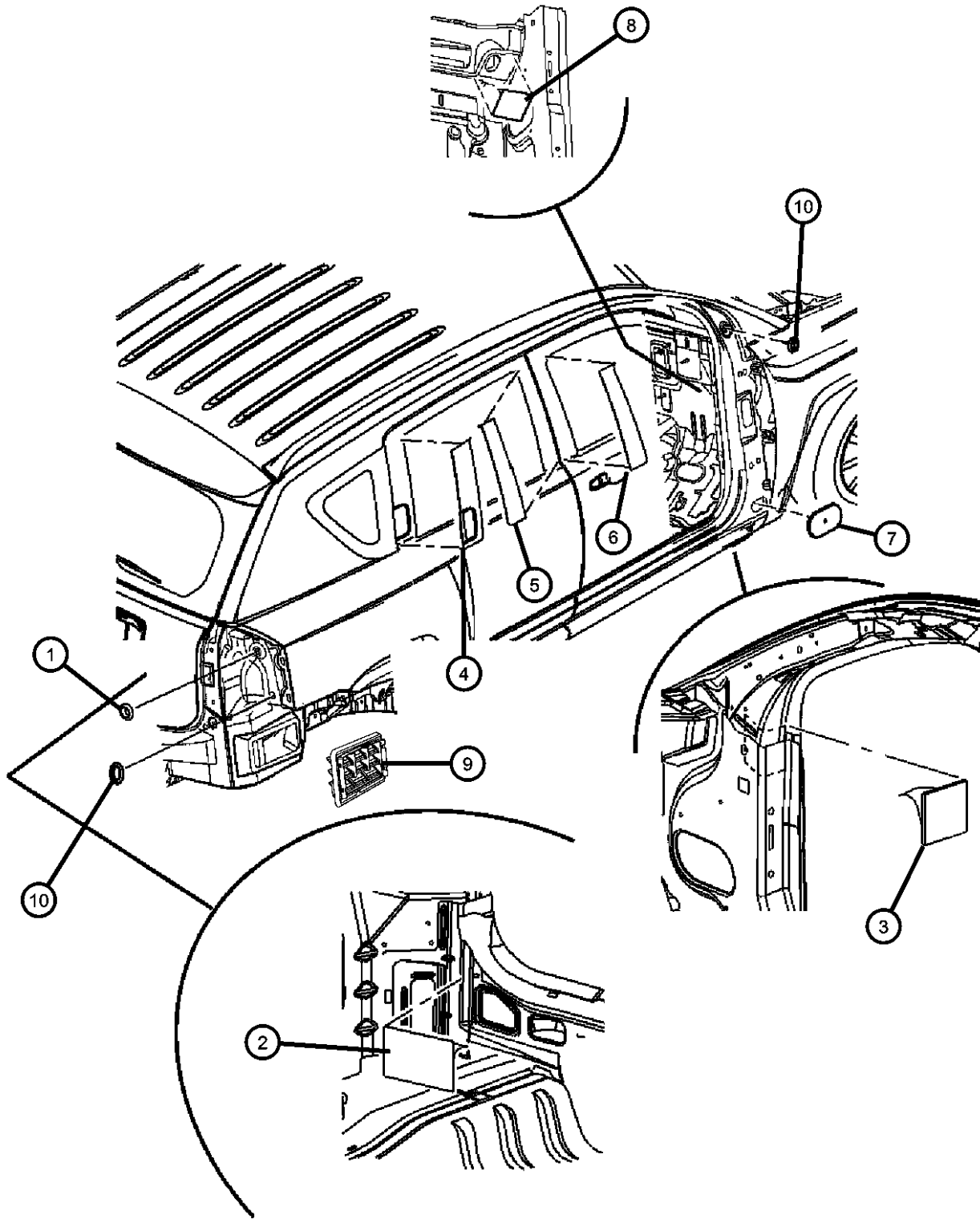
ITEM	PART NUMBER	QTY	LINE	SERIES	BODY	ENGINE	TRANS	TRIM	DESCRIPTION
1	05160283AA	2	J, T, U		49				PLUG, Body, 19X25 PLASTIC
		2			74				
2	05160288AA	2	J, T, U		49				TAPE, Sealing, Foil Back
		2			74				
3	05160288AA	2	J, T, U		49				TAPE, Sealing, Foil Back
		2			74				
4	05116390AA	1	J, T, U		49				TAPE, C Pillar Right Right Left Left
		1	J, T, U		74				
	05116391AA	1	J, T, U		49				
		1	J, T, U		74				
5	05116386AA	1	J, T, U		49				TAPE, Black Out, B Pillar Right Right Left Left
		1	J, T, U		74				
	05116387AA	1	J, T, U		49				
		1	J, T, U		74				
6	05116388AA	1	J, T, U		49				TAPE, Front Door Right Right Left Left
		1	J, T, U		74				
	05116389AA	1	J, T, U		49				
		1	J, T, U		74				
7	05160307AA	2	J, T, U		49				PLUG, Body, Rubber
		2	J, T, U		74				
8	05160288AA	2	J, T, U		49				TAPE, Sealing, Foil Back
		2	J, T, U		74				
9	55394330AB	2	J, T, U		49				EXHAUSTER, Bodyside Aperture
		2	J, T, U		74				

COMPASS/PATRIOT (MK)		BODY	ENGINE	TRANSMISSION
SERIES	LINE			
H = HIGHLINE	T = JEEP - 2WD	49 = HATCHBACK TYPE #2	ECE = 2.0L 4 Cyl DOHC DPF Diesel Engine	DEF = 6-Speed Manual Aisin BG6 Trans
L = LOWLINE	J = JEEP - 4WD	74 = SPORT UTILITY 4-DR TYPE #4	ED3 = 2.4L 4 Cyl DOHC 16V Dual VVT Engine	DD7 = 5-Speed Manual T355 Transmission
P = PREMIUM	U = JEEP - 4WD (RHD)		ECD = 2.0L 4 Cyl DOHC Diesel 16V Engine	DAV = Continuously Variable Transaxle II
			ECN = 2.0L 4 Cyl DOHC 16V Dual VVT Engine	DAW = Cont.Var. w/Off-Rd Crawl Ratio Trans

Body Plugs and Exhauster
Figure 60-205

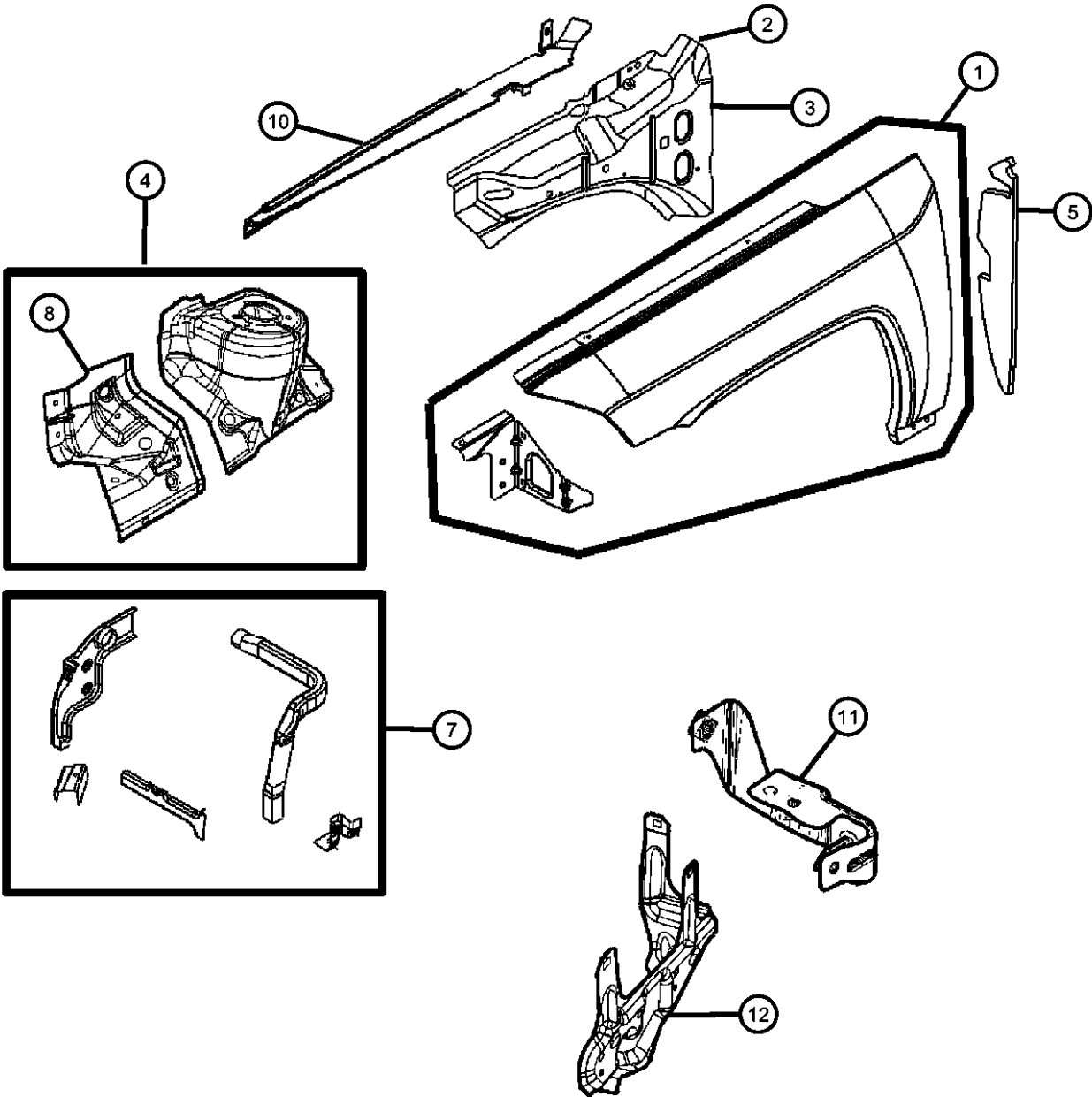
ITEM	PART NUMBER	QTY	LINE	SERIES	BODY	ENGINE	TRANS	TRIM	DESCRIPTION
------	----------------	-----	------	--------	------	--------	-------	------	-------------

10									PLUG, Body, .75 Diameter
	04780615AB	2	J, T, U		49				
		2	J, T, U		74				



COMPASS/PATRIOT (MK)		BODY	ENGINE	TRANSMISSION
SERIES	LINE			
H = HIGHLINE	T = JEEP - 2WD	49 = HATCHBACK TYPE #2	ECE = 2.0L 4 Cyl DOHC DPF Diesel Engine	DEF = 6-Speed Manual Aisin BG6 Trans
L = LOWLINE	J = JEEP - 4WD	74 = SPORT UTILITY 4-DR TYPE #4	ED3 = 2.4L 4 Cyl DOHC 16V Dual VVT Engine	DD7 = 5-Speed Manual T355 Transmission
P = PREMIUM	U = JEEP - 4WD (RHD)		ECD = 2.0L 4 Cyl DOHC Diesel 16V Engine	DAV = Continuously Variable Transaxle II
			ECN = 2.0L 4 Cyl DOHC 16V Dual VVT Engine	DAW = Cont.Var. w/Off-Rd Crawl Ratio Trans

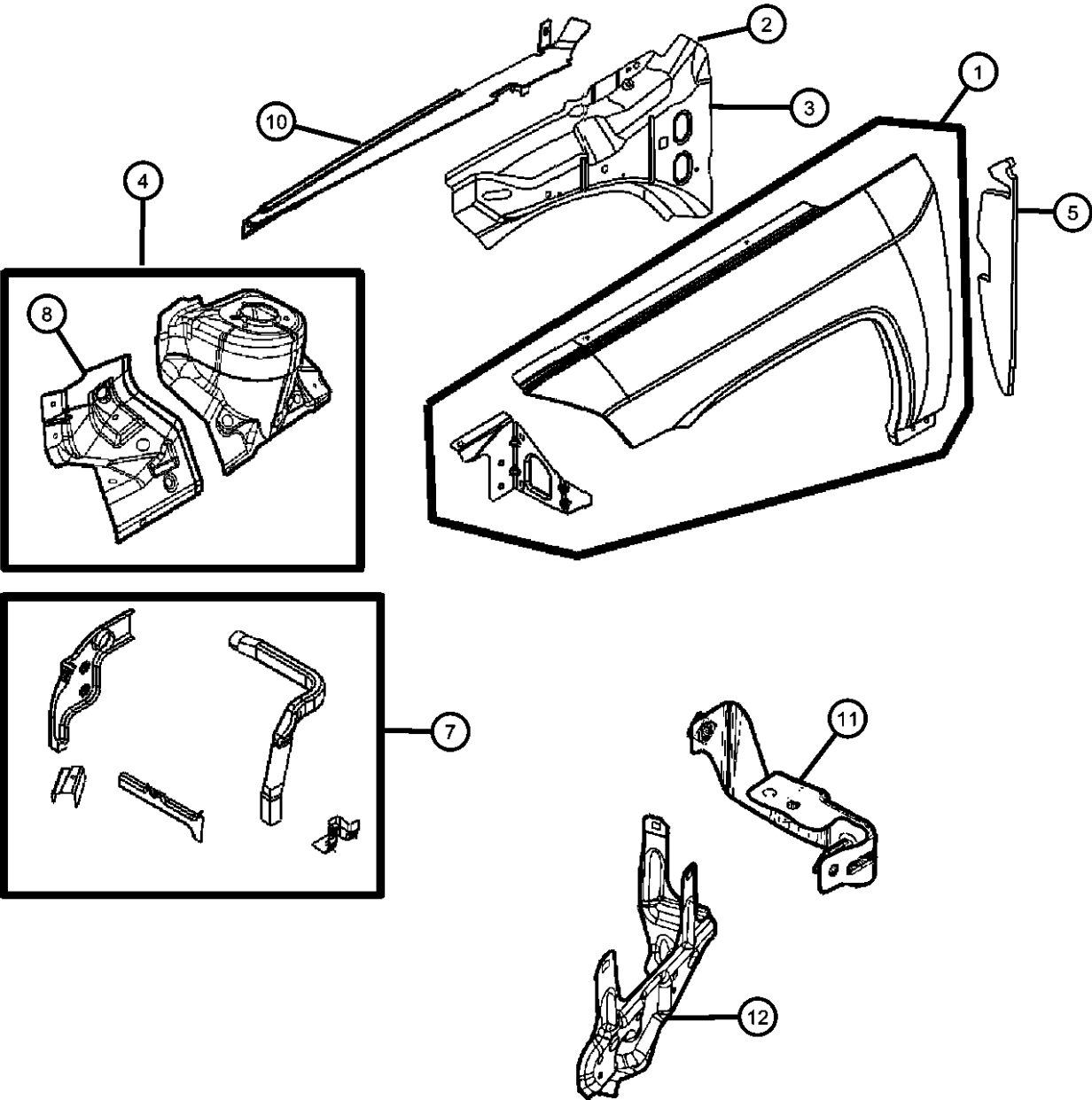
Front Fender
Figure 60-305



ITEM	PART NUMBER	QTY	LINE	SERIES	BODY	ENGINE	TRANS	TRIM	DESCRIPTION
1									FENDER, Front
	05054316AA	1	J, T, U		74				Right
	05054317AA	1	J, T, U		74				Left
	05054354AA	1	J, T, U		74				Export, Right
	05054355AA	1	J, T, U		74				Export, Left
	05115662AC	1	J, T, U		49				Right
	05115663AC	1	J, T, U		49				Left
	05160036AC	1	J, T, U		49				Export, Right
2	05160037AC	1	J, T, U		49				Export, Left
									BEAM, Inner Load Path
	68002032AA	1	J		49				Right
3	68002033AA	1	J		49				Left
									BEAM, Outer Load Path
	68019752AA	1	J, T, U		74				Right
4	68019753AA	1	J, T, U		74				Left
									WHEELHOUSE, Front Inner
	68002058AB	1	J, T, U		49				Right
		1	J, T, U		74				Right
	68002059AB	1	J, T, U		49				Left
		1	J, T, U		74				Left
5	05074924AD	2	J, T, U		49				SILENCER, Fender to Hinge Pillar
-6									SILENCER, Shock Tower
	05115766AC	1	J, T		49				Right
		1	J, T		74				Right
	05115767AC	1	J, T, U		49				Left
		1	J, T, U		74				Left
7									REINFORCEMENT, Fender
	68001966AB	1	J, T, U		49				Right
	68001967AB	1	J, T, U		49				Left
	68019180AA	1	J, T, U		74				Right
	68019181AA	1	J, T, U		74				Left
8									PANEL, Fender Side Shield
	68002060AA	1	J		49				Right

COMPASS/PATRIOT (MK)		BODY		ENGINE	TRANSMISSION
SERIES	LINE				
H = HIGHLINE	T = JEEP - 2WD	49 = HATCHBACK TYPE #2		ECE = 2.0L 4 Cyl DOHC DPF Diesel Engine	DEF = 6-Speed Manual Aisin BG6 Trans
L = LOWLINE	J = JEEP - 4WD	74 = SPORT UTILITY 4-DR TYPE #4		ED3 = 2.4L 4 Cyl DOHC 16V Dual VVT Engine	DD7 = 5-Speed Manual T355 Transmission
P = PREMIUM	U = JEEP - 4WD (RHD)			ECD = 2.0L 4 Cyl DOHC Diesel 16V Engine	DAV = Continuously Variable Transaxle II
				ECN = 2.0L 4 Cyl DOHC 16V Dual VVT Engine	DAW = Cont.Var. w/Off-Rd Crawl Ratio Trans

Front Fender
Figure 60-305

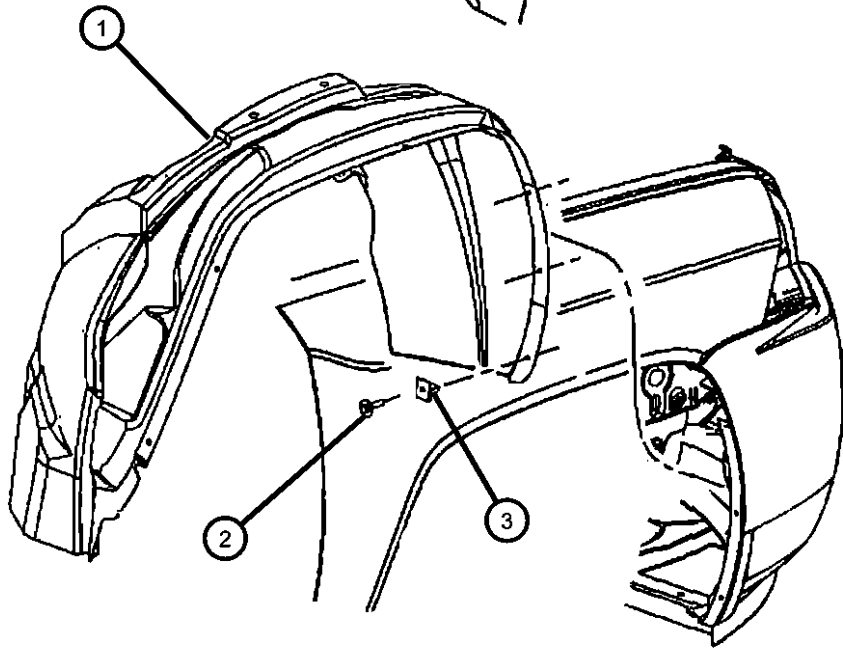
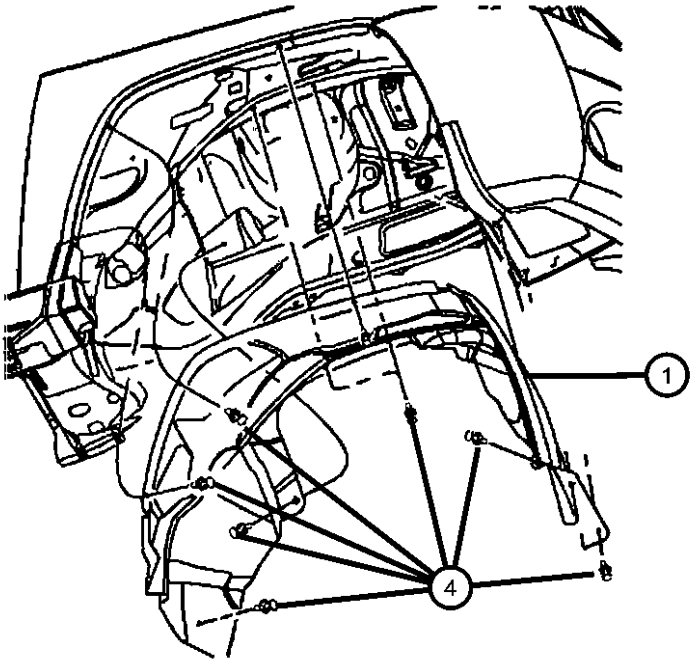


ITEM	PART NUMBER	QTY	LINE	SERIES	BODY	ENGINE	TRANS	TRIM	DESCRIPTION
-9	68002061AA	1	J		49				Left
	06506199AA	2	J, T, U		74				NUT, Square
10		2	J, T, U		49				PANEL, Cancelled , No longer available, (NOT SERVICED)
		2	J, T, U						
11									BRACKET, Power Steering Reservoir
12	05115400AA	1	J, T, U		49				BRACKET, Power Distribution Center
		1	J, T, U		74				
	05107070AA	1	J, T, U		49				
		1	J, T, U		74				

COMPASS/PATRIOT (MK)				
SERIES	LINE	BODY	ENGINE	TRANSMISSION
H = HIGHLINE	T = JEEP - 2WD	49 = HATCHBACK TYPE #2	ECE = 2.0L 4 Cyl DOHC DPF Diesel Engine	DEF = 6-Speed Manual Aisin BG6 Trans
L = LOWLINE	J = JEEP - 4WD	74 = SPORT UTILITY 4-DR TYPE #4	ED3 = 2.4L 4 Cyl DOHC 16V Dual VVT Engine	DD7 = 5-Speed Manual T355 Transmission
P = PREMIUM	U = JEEP - 4WD (RHD)		ECD = 2.0L 4 Cyl DOHC Diesel 16V Engine	DAV = Continuously Variable Transaxle II
			ECN = 2.0L 4 Cyl DOHC 16V Dual VVT Engine	DAW = Cont.Var. w/Off-Rd Crawl Ratio Trans

Fender Shields
Figure 60-350

ITEM	PART NUMBER	QTY	LINE	SERIES	BODY	ENGINE	TRANS	TRIM	DESCRIPTION
1									SHIELD, Splash
	05116244AC	1	J, T, U		74				Right
	05116245AC	1	J, T, U		74				Left
	05303870AD	1	J, T, U		49				Right
2									SCREW, Hex Flange Head Tapping, M4.2x1.7x25
	06507238AA	2	J, T, U		74				
		2	J, T, U		49				
3									NUT, Snap In, .164-18
	06035401	2	J, T, U		74				
		2	J, T, U		49				
4									PIN, Push
	05160260AA	5	J, T, U		74				
		4	J, T, U		49				



COMPASS/PATRIOT (MK)		BODY	ENGINE	TRANSMISSION
SERIES	LINE			
H = HIGHLINE	T = JEEP - 2WD	49 = HATCHBACK TYPE #2	ECE = 2.0L 4 Cyl DOHC DPF Diesel Engine	DEF = 6-Speed Manual Aisin BG6 Trans
L = LOWLINE	J = JEEP - 4WD	74 = SPORT UTILITY 4-DR TYPE #4	ED3 = 2.4L 4 Cyl DOHC 16V Dual VVT Engine	DD7 = 5-Speed Manual T355 Transmission
P = PREMIUM	U = JEEP - 4WD (RHD)		ECD = 2.0L 4 Cyl DOHC Diesel 16V Engine	DAV = Continuously Variable Transaxle II
			ECN = 2.0L 4 Cyl DOHC 16V Dual VVT Engine	DAW = Cont.Var. w/Off-Rd Crawl Ratio Trans

Hood and Related Parts
Figure 60-405

										ITEM	PART NUMBER	QTY	LINE	SERIES	BODY	ENGINE	TRANS	TRIM	DESCRIPTION	
										1									HOOD	
											05054330AC	1	J, T, U		74					
											05074926AE	1	J, T, U		49					
										2									HINGE, Hood	
											04589116AD	1	J, T, U		49				Right	
											04589117AD	1	J, T, U		49				Left	
											55399000AB	1	J, T, U		74				Right	
											55399001AB	1	J, T, U		74				Left	
										3									SILENCER, Hood	
											05074934AB	1	J, T, U		49					
											05116436AC	1	J, T, U		74					
										4									PIN, Push	
											04878883AA	2	J, T, U		49					
												2	J, T, U		74					
										5	06104716AA	3	J, T, U		49, 74				NUT, Hex Flange Lock, M8X1.25	
										6									LATCH, Hood	
											05160032AB	1	J, T, U		49					
												1	J, T, U		74					
										7	06104386AA	6	J, T, U		49, 74				BOLT AND WASHER, Hex Head, M8X1.25X25.00	
										8									RELEASE, Hood Latch	
											05074169AE	1	J, T, U		49					
												1	J, T, U		74					
										9									CLIP, Hood Latch Release	
											04814094	1	J, T, U		49					
												1	J, T, U		74					
										10									BUMPER, Hood	
											04103165	2	J, T, U		49					
												2	J, T, U		74					
										11									CLIP, Prop Rod	
											05027550AC	1	J, T, U		49					
												1	J, T, U		74					
										12									BUSHING, Hood Prop Rod Pivot	

COMPASS/PATRIOT (MK)

SERIES

LINE

H = HIGHLINE

T = JEEP - 2WD

L = LOWLINE

J = JEEP - 4WD

P = PREMIUM

U = JEEP - 4WD (RHD)

BODY

49 = HATCHBACK TYPE #2

74 = SPORT UTILITY 4-DR TYPE #4

ENGINE

ECE = 2.0L 4 Cyl DOHC DPF Diesel Engine

ED3 = 2.4L 4 Cyl DOHC 16V Dual VVT Engine

ECD = 2.0L 4 Cyl DOHC Diesel 16V Engine

ECN = 2.0L 4 Cyl DOHC 16V Dual VVT Engine

TRANSMISSION

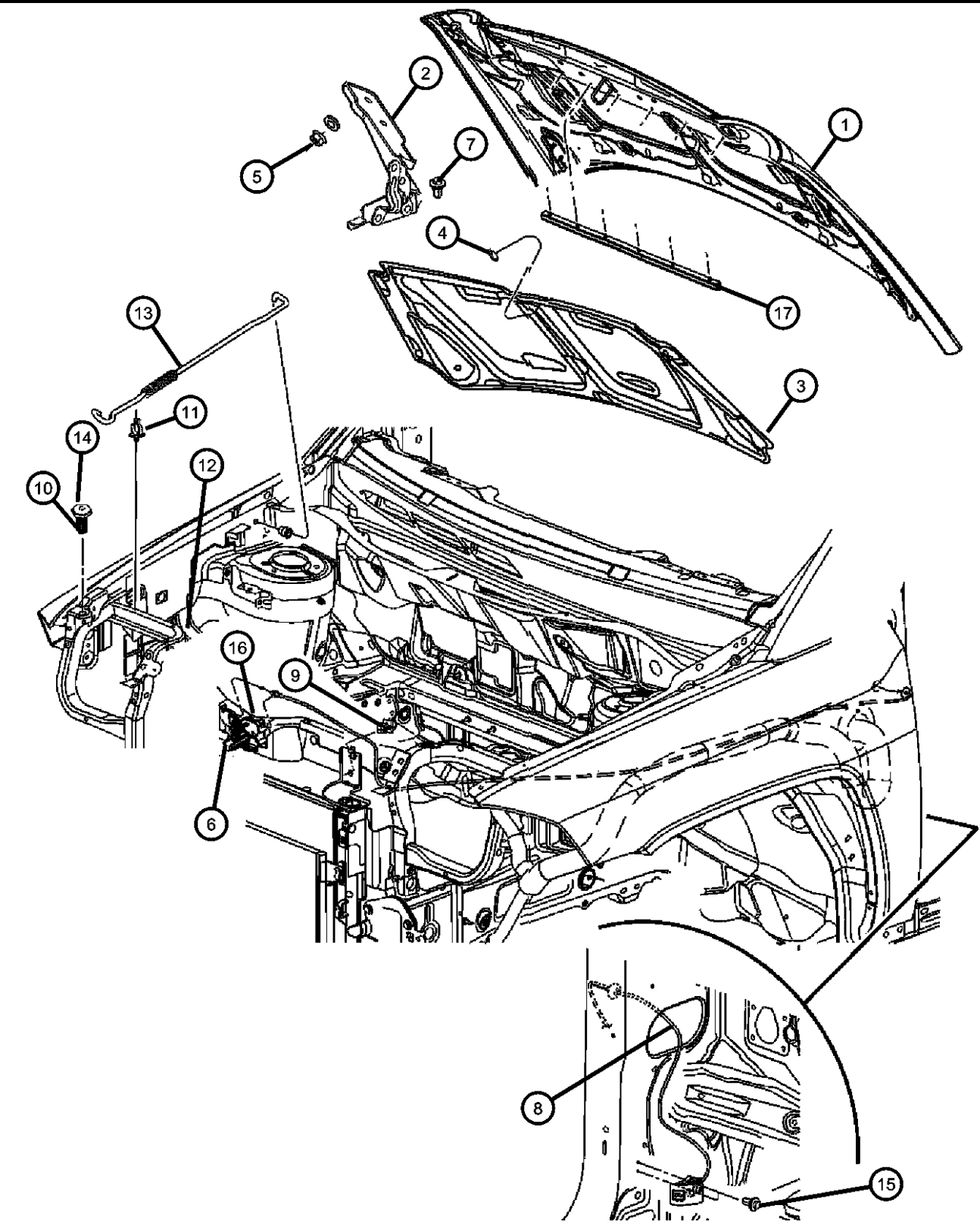
DEF = 6-Speed Manual Aisin BG6 Trans

DD7 = 5-Speed Manual T355 Transmission

DAV = Continuously Variable Transaxle II

DAW = Cont.Var. w/Off-Rd Crawl Ratio Trans

Hood and Related Parts
Figure 60-405

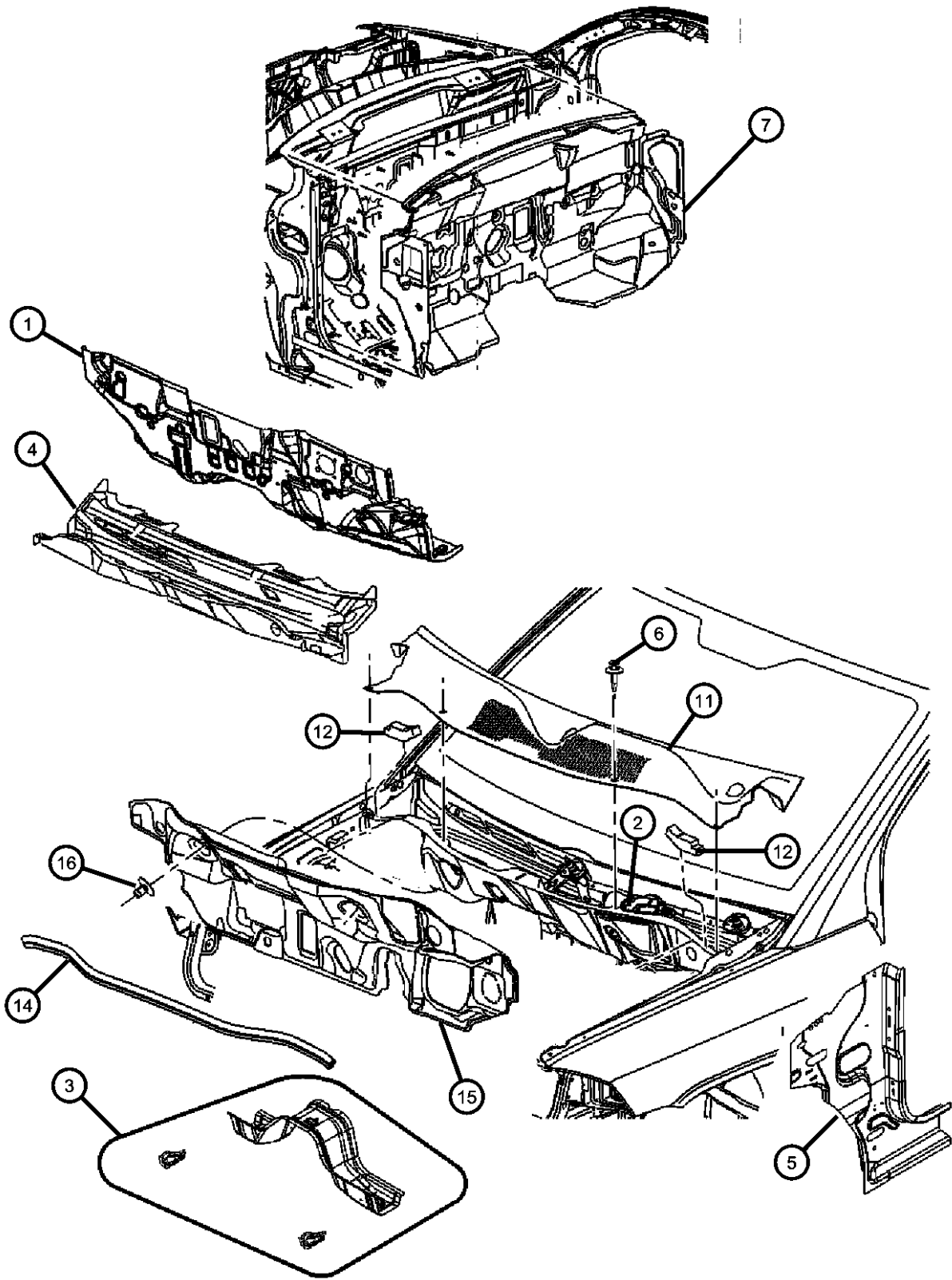


ITEM	PART NUMBER	QTY	LINE	SERIES	BODY	ENGINE	TRANS	TRIM	DESCRIPTION
13	04716486	1	J, T, U		49				PROP, Hood
		1	J, T, U		74				
	05160367AA	1	J, T, U		74				
	05160367AB	1	J, T, U		49				
14	05160047AB	4	J, T, U		49, 74				BUMPER, Door
15	05160047AB	4							SCREW, Hex Flange Head, M5x0.80x20.00, (NOT SERVICED)
16									REINFORCEMENT, Hood Release
17	05074712AA	1	J, T, U		49				WEATHERSTRIP, Hood to Radiator
		1	J, T, U		74				
	05067756AB	1	J, T, U		74				
	05115671AA	1	J, T, U		49				

COMPASS/PATRIOT (MK)		BODY	ENGINE	TRANSMISSION
SERIES	LINE			
H = HIGHLINE	T = JEEP - 2WD	49 = HATCHBACK TYPE #2	ECE = 2.0L 4 Cyl DOHC DPF Diesel Engine	DEF = 6-Speed Manual Aisin BG6 Trans
L = LOWLINE	J = JEEP - 4WD	74 = SPORT UTILITY 4-DR TYPE #4	ED3 = 2.4L 4 Cyl DOHC 16V Dual VVT Engine	DD7 = 5-Speed Manual T355 Transmission
P = PREMIUM	U = JEEP - 4WD (RHD)		ECD = 2.0L 4 Cyl DOHC Diesel 16V Engine	DAV = Continuously Variable Transaxle II
			ECN = 2.0L 4 Cyl DOHC 16V Dual VVT Engine	DAW = Cont.Var. w/Off-Rd Crawl Ratio Trans

AR = use ase required - = Non illustrated part

Cowl, Dash Panel, & Related Parts
Figure 60-505

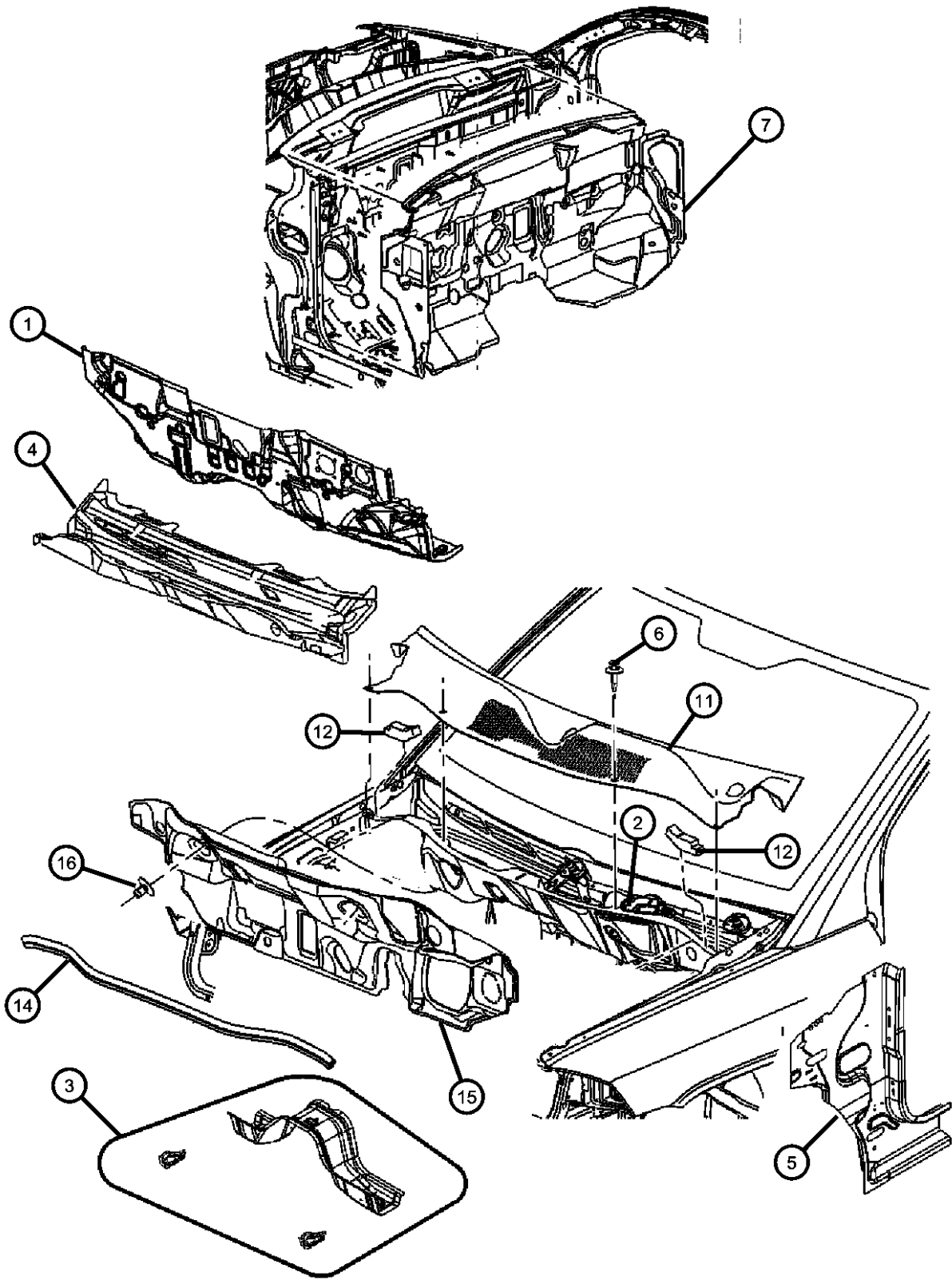


ITEM	PART NUMBER	QTY	LINE	SERIES	BODY	ENGINE	TRANS	TRIM	DESCRIPTION
1	05183758AE	1	U		49, 74				PANEL, Dash
	05183759AE	1	J, T		49				
		1	J, T		74				
2	05155767AC	1	J, T		49				CROSSMEMBER, Dash, Upper
		1	J, T		74				
3	05115450AA	1	J, T, U		49				CROSSMEMBER, Dash, Lower
		1	J, T, U		74				
4	05115235AC	1	J, T		49				PANEL, Cowl
	05115241AC	1	U		49				
	05160172AC	1	J, T		74				
	05160186AB	1	U		74				
5	05074998AD	1	J, T, U		49				PANEL, Cowl Side Right Left Right Left
	05074999AD	1	J, T, U		49				
	05160192AB	1	J, T, U		74				
	05160193AB	1	J, T, U		74				
6	06502871	4	J, T, U		49				RETAINER
		4	J, T, U		74				
7	05115816AC	1	J, T		49, 74				SILENCER, Dash Panel Lower Lower With [ECN] [ED3] With [ECD] [ECE] With [ECN] [ED3] With [ECD] [ECE] With [ECN] [ED3] With [ECD] [ECE]
	05115818AC	1	U		49, 74				
	05291809AC	1	J, T		49				
	05291810AC	1	J, T		49				
	05291811AC	1	J, T		74				
	05291812AC	1	J, T		74				
	05291813AC	1	U		74				
	05291816AB	1	U		74				
-8									NUT, Plastic

COMPASS/PATRIOT (MK)		BODY	ENGINE	TRANSMISSION
SERIES	LINE			
H = HIGHLINE	T = JEEP - 2WD	49 = HATCHBACK TYPE #2	ECE = 2.0L 4 Cyl DOHC DPF Diesel Engine	DEF = 6-Speed Manual Aisin BG6 Trans
L = LOWLINE	J = JEEP - 4WD	74 = SPORT UTILITY 4-DR TYPE #4	ED3 = 2.4L 4 Cyl DOHC 16V Dual VVT Engine	DD7 = 5-Speed Manual T355 Transmission
P = PREMIUM	U = JEEP - 4WD (RHD)		ECD = 2.0L 4 Cyl DOHC Diesel 16V Engine	DAV = Continuously Variable Transaxle II
			ECN = 2.0L 4 Cyl DOHC 16V Dual VVT Engine	DAW = Cont.Var. w/Off-Rd Crawl Ratio Trans

AR = use ase required - = Non illustrated part

Cowl, Dash Panel, & Related Parts
Figure 60-505

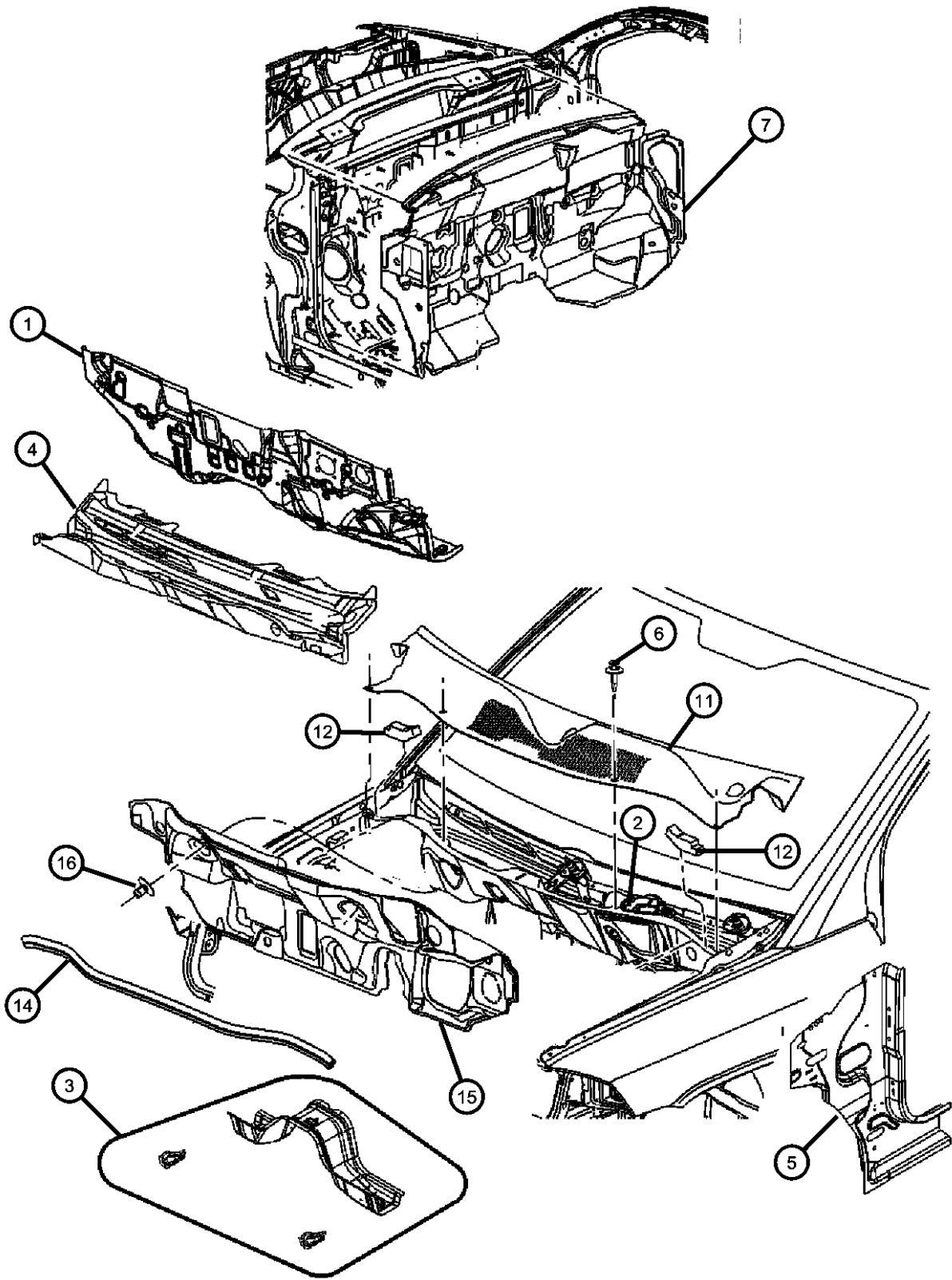


ITEM	PART NUMBER	QTY	LINE	SERIES	BODY	ENGINE	TRANS	TRIM	DESCRIPTION
-9	06505670AA	4	J, T, U		49				STUFFER
		4	J, T, U		74				
	04664367AA	1	J, T, U		49				
	05291794AB	1	J, T, U		74				
-10	05116408AB	1	J, T		74				BAFFLE, Air Inlet
	05116409AB	1	U		74				
	04879446AD	1	J, T		74				
	04879447AD	1	U		74				
11	05303964AD	1	J, T		49				SCREEN, Cowl Top
	05160046AA	2	J, T, U		49				
		2	J, T, U		74				
	05116420AA	1	U		49				
-12	05116421AA	1	J, T		49				SEAL, HOOD HINGE TO BODY SIDE
	05116526AA	1	U		74				
	05116527AA	1	J, T		74				
	05030129AA	1	J, T, U		49				
13	05067748AA	1	J, T, U		74				MUCKET, Cowl Panel Ledge, Seal
	05115851AC	1	J, T		49				
		1	J, T		74				
	05160241AA	3	J, T, U		49				
14		3	J, T, U		74				SEAL, Cowl Screen to Hood Inner Panel
	05160288AA	2	J, T, U		49				

COMPASS/PATRIOT (MK)		BODY		ENGINE	TRANSMISSION
SERIES	LINE				
H = HIGHLINE	T = JEEP - 2WD	49 = HATCHBACK TYPE #2		ECE = 2.0L 4 Cyl DOHC DPF Diesel Engine	DEF = 6-Speed Manual Aisin BG6 Trans
L = LOWLINE	J = JEEP - 4WD	74 = SPORT UTILITY 4-DR TYPE #4		ED3 = 2.4L 4 Cyl DOHC 16V Dual VVT Engine	DD7 = 5-Speed Manual T355 Transmission
P = PREMIUM	U = JEEP - 4WD (RHD)			ECD = 2.0L 4 Cyl DOHC Diesel 16V Engine	DAV = Continuously Variable Transaxle II
				ECN = 2.0L 4 Cyl DOHC 16V Dual VVT Engine	DAW = Cont.Var. w/Off-Rd Crawl Ratio Trans

Cowl, Dash Panel, & Related Parts
Figure 60-505

ITEM	PART NUMBER	QTY	LINE	SERIES	BODY	ENGINE	TRANS	TRIM	DESCRIPTION
		2	J, T, U		74				
-18	05116454AA	1	J, T		49				SEAL, PLENUM



COMPASS/PATRIOT (MK)		BODY		ENGINE	TRANSMISSION
SERIES	LINE				
H = HIGHLINE	T = JEEP - 2WD	49 = HATCHBACK TYPE #2	ECE = 2.0L 4 Cyl DOHC DPF Diesel Engine	DEF = 6-Speed Manual Aisin BG6 Trans	
L = LOWLINE	J = JEEP - 4WD	74 = SPORT UTILITY 4-DR TYPE #4	ED3 = 2.4L 4 Cyl DOHC 16V Dual VVT Engine	DD7 = 5-Speed Manual T355 Transmission	
P = PREMIUM	U = JEEP - 4WD (RHD)		ECD = 2.0L 4 Cyl DOHC Diesel 16V Engine	DAV = Continuously Variable Transaxle II	
			ECN = 2.0L 4 Cyl DOHC 16V Dual VVT Engine	DAW = Cont.Var. w/Off-Rd Crawl Ratio Trans	

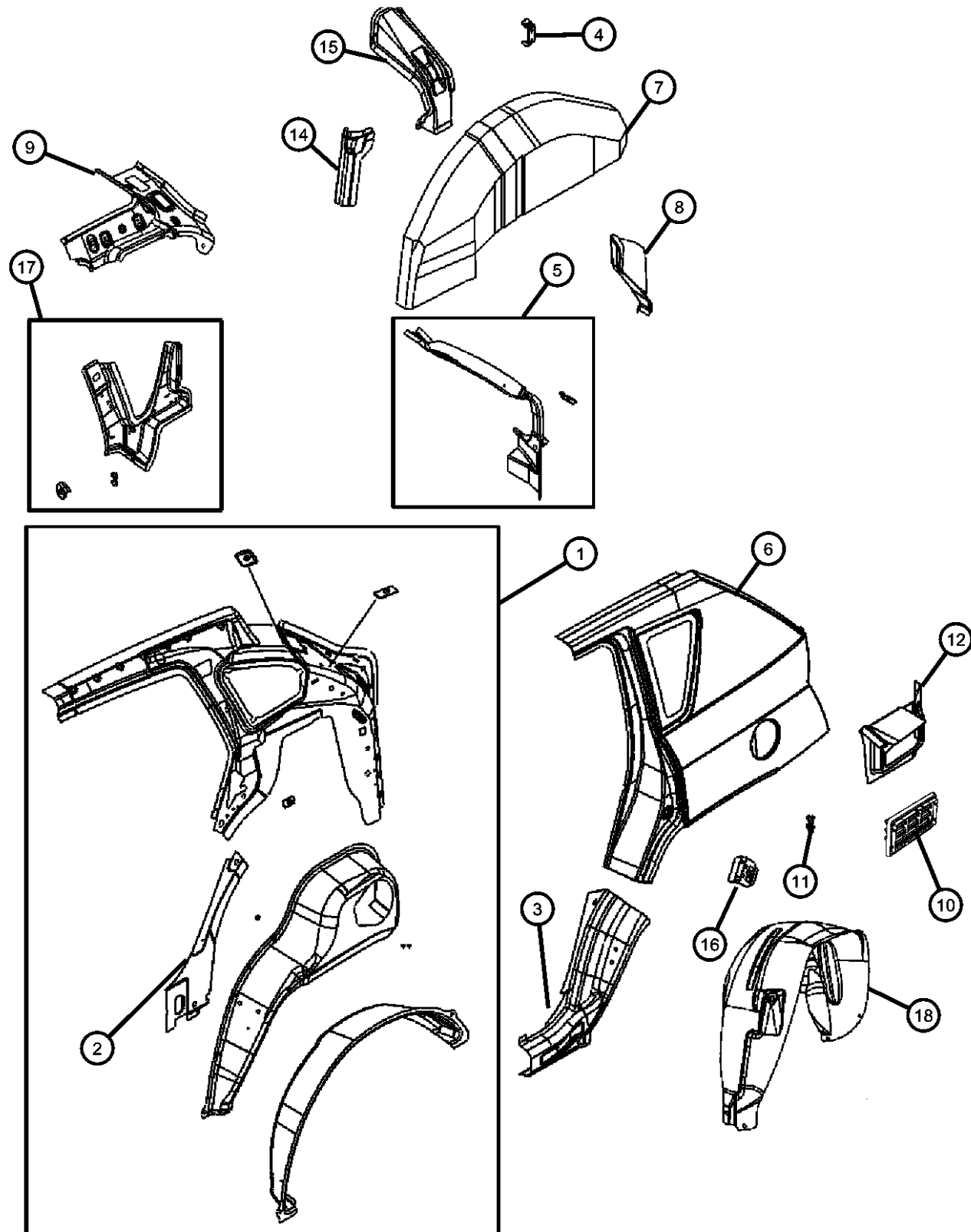
Front Aperture Panel
Figure 60-605

ITEM	PART NUMBER	QTY	LINE	SERIES	BODY	ENGINE	TRANS	TRIM	DESCRIPTION
1									PANEL PACKAGE, Body Side Aperture Front, Outer Skin
	68001970AD	1	J, T, U		49				Right
	68001971AD	1	J, T, U		49				Left
	68019176AA	1	J, T, U		74				Right
2									PANEL, Body Side Aperture Inner
	05115918AC	1	J, T, U		49				Right
	05115919AC	1	J, T, U		49				Left
	05160098AC	1	J, T, U		74				Right
3									REINFORCEMENT PACKAGE, Bode Side Aperture Front, C-Frame
	68002030AB	1	J, T, U		49				Right
	68002031AB	1	J, T, U		49				Left
	68019708AA	1	J, T, U		74				Right
4									NUT PLATE, .25-20
	06033150	2	J, T, U		49				
		2	J, T, U		74				

COMPASS/PATRIOT (MK)		BODY		ENGINE	TRANSMISSION
SERIES	LINE				
H = HIGHLINE	T = JEEP - 2WD	49 = HATCHBACK TYPE #2		ECE = 2.0L 4 Cyl DOHC DPF Diesel Engine	DEF = 6-Speed Manual Aisin BG6 Trans
L = LOWLINE	J = JEEP - 4WD	74 = SPORT UTILITY 4-DR TYPE #4		ED3 = 2.4L 4 Cyl DOHC 16V Dual VVT Engine	DD7 = 5-Speed Manual T355 Transmission
P = PREMIUM	U = JEEP - 4WD (RHD)			ECD = 2.0L 4 Cyl DOHC Diesel 16V Engine	DAV = Continuously Variable Transaxle II
				ECN = 2.0L 4 Cyl DOHC 16V Dual VVT Engine	DAW = Cont.Var. w/Off-Rd Crawl Ratio Trans

AR = use ase required - = Non illustrated part

Rear Aperture (Quarter) Panel, Compass Figure 60-650



ITEM	PART NUMBER	QTY	LINE	SERIES	BODY	ENGINE	TRANS	TRIM	DESCRIPTION
1									PANEL, Quarter Inner
	68001962AB	1	J, T, U		49				Right
	68001963AB	1	J, T, U		49				Left
2									PANEL, Quarter Inner Lower Front
	05160004AA	1	J, T, U		49				Right
	05160005AA	1	J, T, U		49				Left
3									REINFORCEMENT, Body Side Aperture
	05074872AA	1	J, T, U		49				Right
	05074873AA	1	J, T, U		49				Left
4	05115859AA	1	J, T, U		49				BRACKET, Wheelhouse
5									TROUGH, Liftgate Opening
	05074900AD	1	J, T, U		49				Right
	05074901AD	1	J, T, U		49				Left
6									PANEL PACKAGE, Body Side Aperture Rear
	68001972AD	1	J, T, U		49				Right
	68001973AD	1	J, T, U		49				Left
7									PANEL, Wheelhouse Inner
	05115160AA	1	J, T, U		49				Right
	05115161AA	1	J, T, U		49				Left
8									PANEL, Taillamp Mounting
	05074894AB	1	J, T, U		49				Right
	05074895AB	1	J, T, U		49				Left
9									REINFORCEMENT, D Pillar Upper
	05074860AA	1	J, T, U		49				Right
	05074861AA	1	J, T, U		49				Left
10	55394330AB	2	J, T, U		49				EXHAUSTER, Bodyside Aperture
11	05160001AB	2	J, T, U		49				PLATE, Striker
12									REINFORCEMENT, Quarter Inner
	05074858AB	1	J, T, U		49				Right
	05074859AB	1	J, T, U		49				Left
-13	04664367AA	1	J, T, U		49				STUFFER
14									PLATE, Wheelhouse

COMPASS/PATRIOT (MK)

SERIES

H = HIGHLINE

L = LOWLINE

P = PREMIUM

LINE

T = JEEP - 2WD

J = JEEP - 4WD

U = JEEP - 4WD (RHD)

BODY

49 = HATCHBACK TYPE #2

74 = SPORT UTILITY 4-DR

TYPE #4

ENGINE

ECE = 2.0L 4 Cyl DOHC DPF

Diesel Engine

ED3 = 2.4L 4 Cyl DOHC 16V

Dual VVT Engine

ECD = 2.0L 4 Cyl DOHC

Diesel 16V Engine

ECN = 2.0L 4 Cyl DOHC 16V

Dual VVT Engine

TRANSMISSION

DEF = 6-Speed Manual Aisin BG6

Trans

DD7 = 5-Speed Manual T355

Transmission

DAV = Continuously Variable

Transaxle II

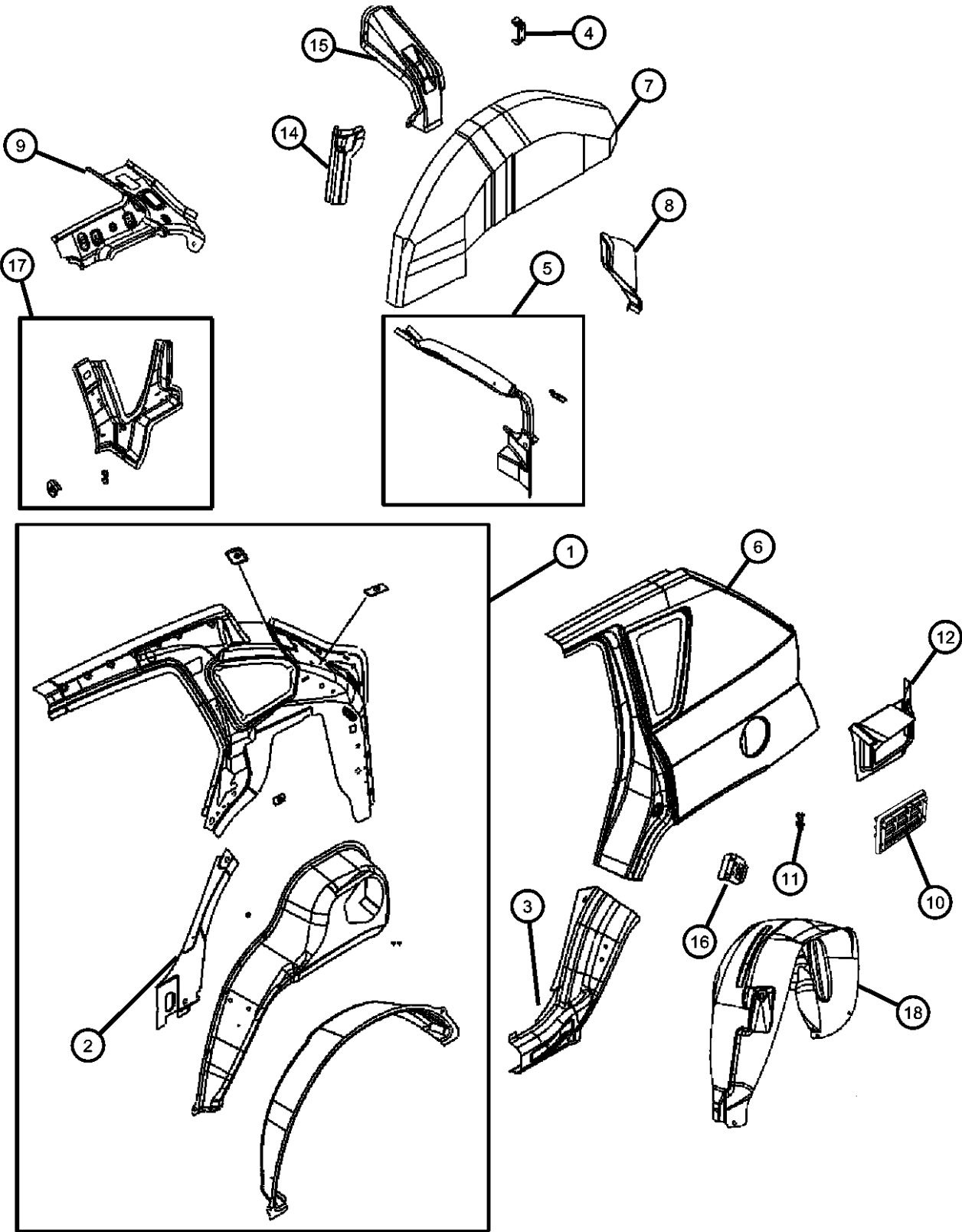
DAW = Cont.Var. w/Off-Rd Crawl

Ratio Trans

AR = use ase required - = Non illustrated part

2008 MK

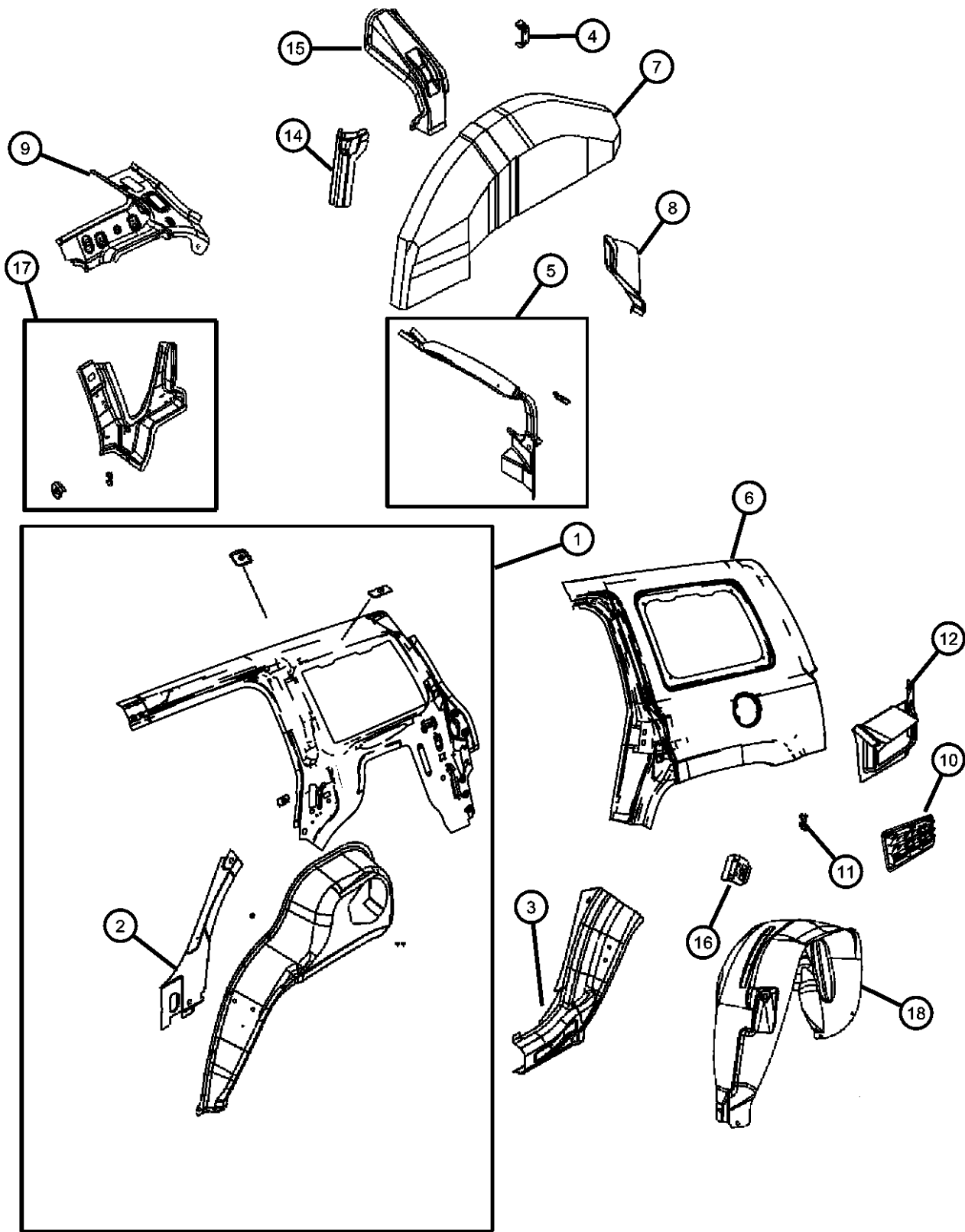
Rear Aperture (Quarter) Panel, Compass
Figure 60-650



ITEM	PART NUMBER	QTY	LINE	SERIES	BODY	ENGINE	TRANS	TRIM	DESCRIPTION
15	05115210AB	1	J, T, U		49				Right
	05115211AB	1	J, T, U		49				Left
									REINFORCEMENT, Wheelhouse Inner
									Right
16	05115266AB	1	J, T, U		49				Left
	05115267AB	1	J, T, U		49				Left
	05074092AA	2	J, T, U		49				RETAINER, Door Latch Striker
17									REINFORCEMENT, Quarter Panel Beltline
									Right
									Left
									SHIELD, Wheelhouse
18	05115788AB	1	J, T, U		49				Right
	05115789AB	1	J, T, U		49				Left
	05303948AA	1	J, T, U		49				Right
	05303949AA	1	J, T, U		49				Left

COMPASS/PATRIOT (MK)		BODY		ENGINE	TRANSMISSION
SERIES	LINE				
H = HIGHLINE	T = JEEP - 2WD	49 = HATCHBACK TYPE #2		ECE = 2.0L 4 Cyl DOHC DPF Diesel Engine	DEF = 6-Speed Manual Aisin BG6 Trans
L = LOWLINE	J = JEEP - 4WD	74 = SPORT UTILITY 4-DR TYPE #4		ED3 = 2.4L 4 Cyl DOHC 16V Dual VVT Engine	DD7 = 5-Speed Manual T355 Transmission
P = PREMIUM	U = JEEP - 4WD (RHD)			ECD = 2.0L 4 Cyl DOHC Diesel 16V Engine	DAV = Continuously Variable Transaxle II
				ECN = 2.0L 4 Cyl DOHC 16V Dual VVT Engine	DAW = Cont.Var. w/Off-Rd Crawl Ratio Trans

Rear Aperture (Quarter) Panel, Patroit
Figure 60-651

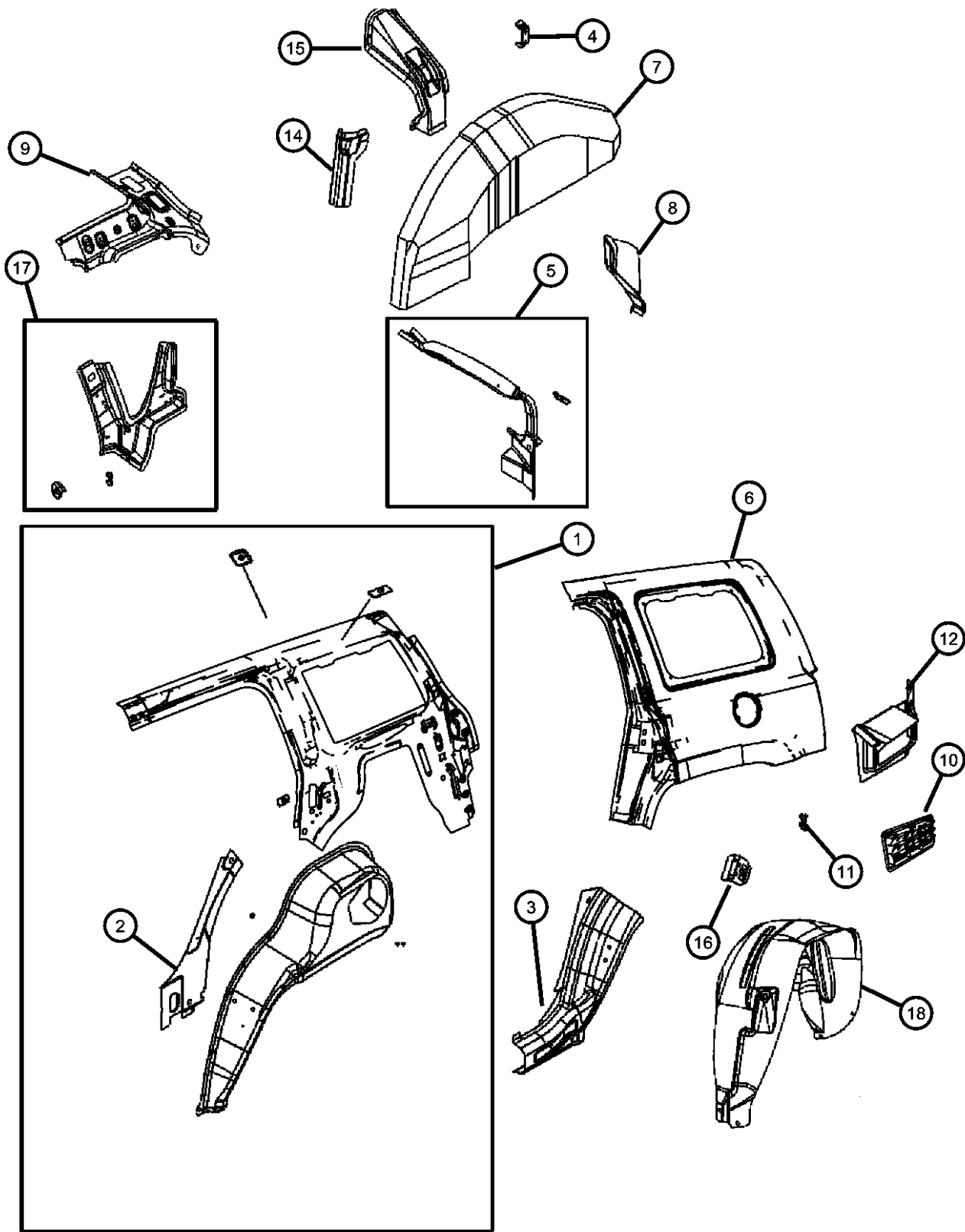


ITEM	PART NUMBER	QTY	LINE	SERIES	BODY	ENGINE	TRANS	TRIM	DESCRIPTION
1									PANEL, Quarter Inner
	68001964AA	1	J, T, U		74				Right
	68001965AA	1	J, T, U		74				Left
2									PANEL, Quarter Inner Lower Front
	05160004AA	1	J, T, U		74				Right
	05160005AA	1	J, T, U		74				Left
3									REINFORCEMENT, Body Side Aperture
	05160126AA	1	J, T, U		74				Right
	05160127AA	1	J, T, U		74				Left
4	05115859AA	1	J, T, U		74				BRACKET, Wheelhouse
5									TROUGH, Liftgate Opening
	05160138AC	1	J, T, U		74				Right
	05160139AC	1	J, T, U		74				Left
6									PANEL PACKAGE, Body Side Aperture Rear
	68019178AA	1	J, T, U		74				Right
	68019179AA	1	J, T, U		74				Left
7									PANEL, Wheelhouse Inner
	05115160AA	1	J, T, U		74				Right
	05115161AA	1	J, T, U		74				Left
8									PANEL, Taillamp Mounting
	05160090AB	1	J, T, U		74				Right
	05160091AB	1	J, T, U		74				Left
9									REINFORCEMENT, D Pillar Upper
	05160136AB	1	J, T, U		74				Right
	05160137AB	1	J, T, U		74				Left
10	55394330AB	2	J, T, U		74				EXHAUSTER, Bodyside Aperture
11	05160001AB	2	J, T, U		74				PLATE, Striker
12									REINFORCEMENT, Quarter Inner
	05160088AB	1	J, T, U		74				Right
	05160089AB	1	J, T, U		74				Left
-13	05291794AB	1	J, T, U		74				STUFFER
14									PLATE, Wheelhouse

COMPASS/PATRIOT (MK)		BODY		ENGINE	TRANSMISSION
SERIES	LINE				
H = HIGHLINE	T = JEEP - 2WD	49 = HATCHBACK TYPE #2		ECE = 2.0L 4 Cyl DOHC DPF Diesel Engine	DEF = 6-Speed Manual Aisin BG6 Trans
L = LOWLINE	J = JEEP - 4WD	74 = SPORT UTILITY 4-DR TYPE #4		ED3 = 2.4L 4 Cyl DOHC 16V Dual VVT Engine	DD7 = 5-Speed Manual T355 Transmission
P = PREMIUM	U = JEEP - 4WD (RHD)			ECD = 2.0L 4 Cyl DOHC Diesel 16V Engine	DAV = Continuously Variable Transaxle II
				ECN = 2.0L 4 Cyl DOHC 16V Dual VVT Engine	DAW = Cont.Var. w/Off-Rd Crawl Ratio Trans

AR = use ase required - = Non illustrated part

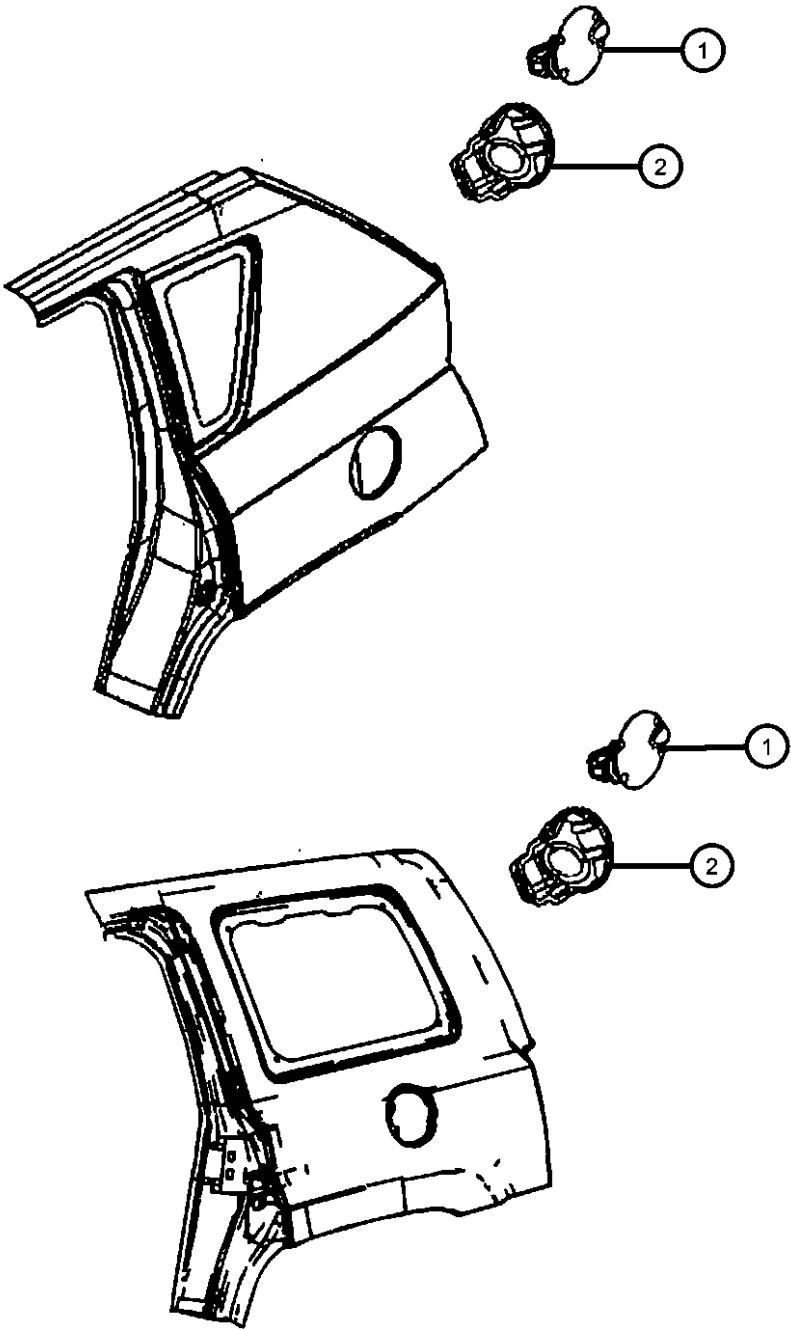
Rear Aperture (Quarter) Panel, Patroit
Figure 60-651



ITEM	PART NUMBER	QTY	LINE	SERIES	BODY	ENGINE	TRANS	TRIM	DESCRIPTION
15	05115210AB	1	J, T, U		74				Right
	05115211AB	1	J, T, U		74				Left
									REINFORCEMENT, Wheelhouse Inner
	05115266AB	1	J, T, U		74				Right
16	05115267AB	1	J, T, U		74				Left
	05074092AA	2	J, T, U		74				RETAINER, Door Latch Striker
17									REINFORCEMENT, Quarter Panel Beltline
	05160144AB	1	J, T, U		74				Right
	05160145AB	1	J, T, U		74				Left
									SHIELD, Wheelhouse
18	05116242AC	1	J, T, U		74				Right
	05116243AC	1	J, T, U		74				Left

COMPASS/PATRIOT (MK)		BODY	ENGINE	TRANSMISSION
SERIES	LINE			
H = HIGHLINE	T = JEEP - 2WD	49 = HATCHBACK TYPE #2	ECE = 2.0L 4 Cyl DOHC DPF Diesel Engine	DEF = 6-Speed Manual Aisin BG6 Trans
L = LOWLINE	J = JEEP - 4WD	74 = SPORT UTILITY 4-DR TYPE #4	ED3 = 2.4L 4 Cyl DOHC 16V Dual VVT Engine	DD7 = 5-Speed Manual T355 Transmission
P = PREMIUM	U = JEEP - 4WD (RHD)		ECD = 2.0L 4 Cyl DOHC Diesel 16V Engine	DAV = Continuously Variable Transaxle II
			ECN = 2.0L 4 Cyl DOHC 16V Dual VVT Engine	DAW = Cont.Var. w/Off-Rd Crawl Ratio Trans

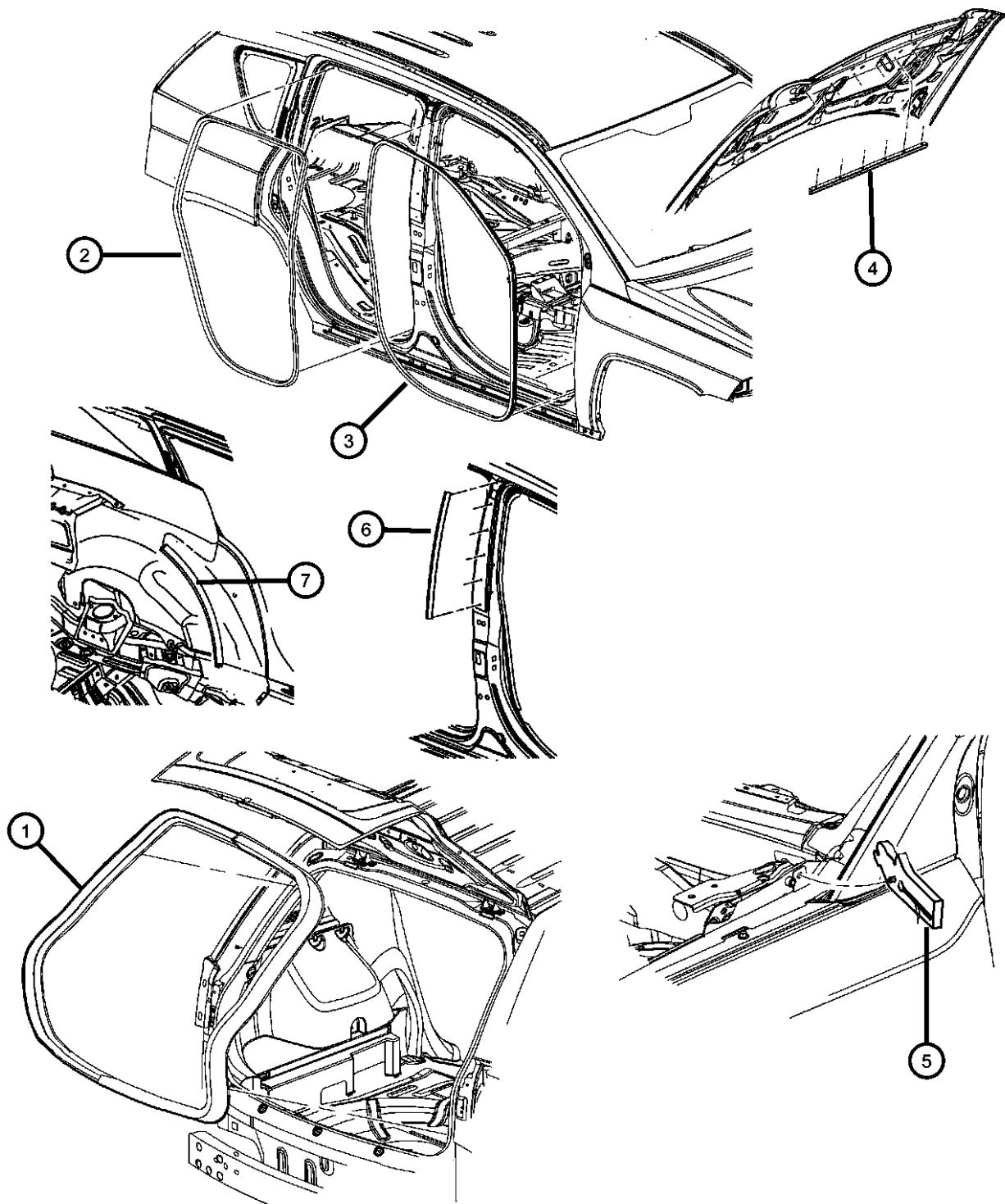
Fuel Filler Door
Figure 60-705



ITEM	PART NUMBER	QTY	LINE	SERIES	BODY	ENGINE	TRANS	TRIM	DESCRIPTION
1	05074083AB	1	J, T, U		49				HOUSING, Fuel Filler
	05160197AC	1	J, T, U		74				
2	05074082AB	1	J, T, U		49				DOOR, Fuel Fill
	05160097AD	1	J, T, U		74				

COMPASS/PATRIOT (MK)		BODY	ENGINE	TRANSMISSION
SERIES	LINE			
H = HIGHLINE	T = JEEP - 2WD	49 = HATCHBACK TYPE #2	ECE = 2.0L 4 Cyl DOHC DPF Diesel Engine	DEF = 6-Speed Manual Aisin BG6 Trans
L = LOWLINE	J = JEEP - 4WD	74 = SPORT UTILITY 4-DR TYPE #4	ED3 = 2.4L 4 Cyl DOHC 16V Dual VVT Engine	DD7 = 5-Speed Manual T355 Transmission
P = PREMIUM	U = JEEP - 4WD (RHD)		ECD = 2.0L 4 Cyl DOHC Diesel 16V Engine	DAV = Continuously Variable Transaxle II
			ECN = 2.0L 4 Cyl DOHC 16V Dual VVT Engine	DAW = Cont.Var. w/Off-Rd Crawl Ratio Trans

Body Weatherstrips, Compass
Figure 60-805

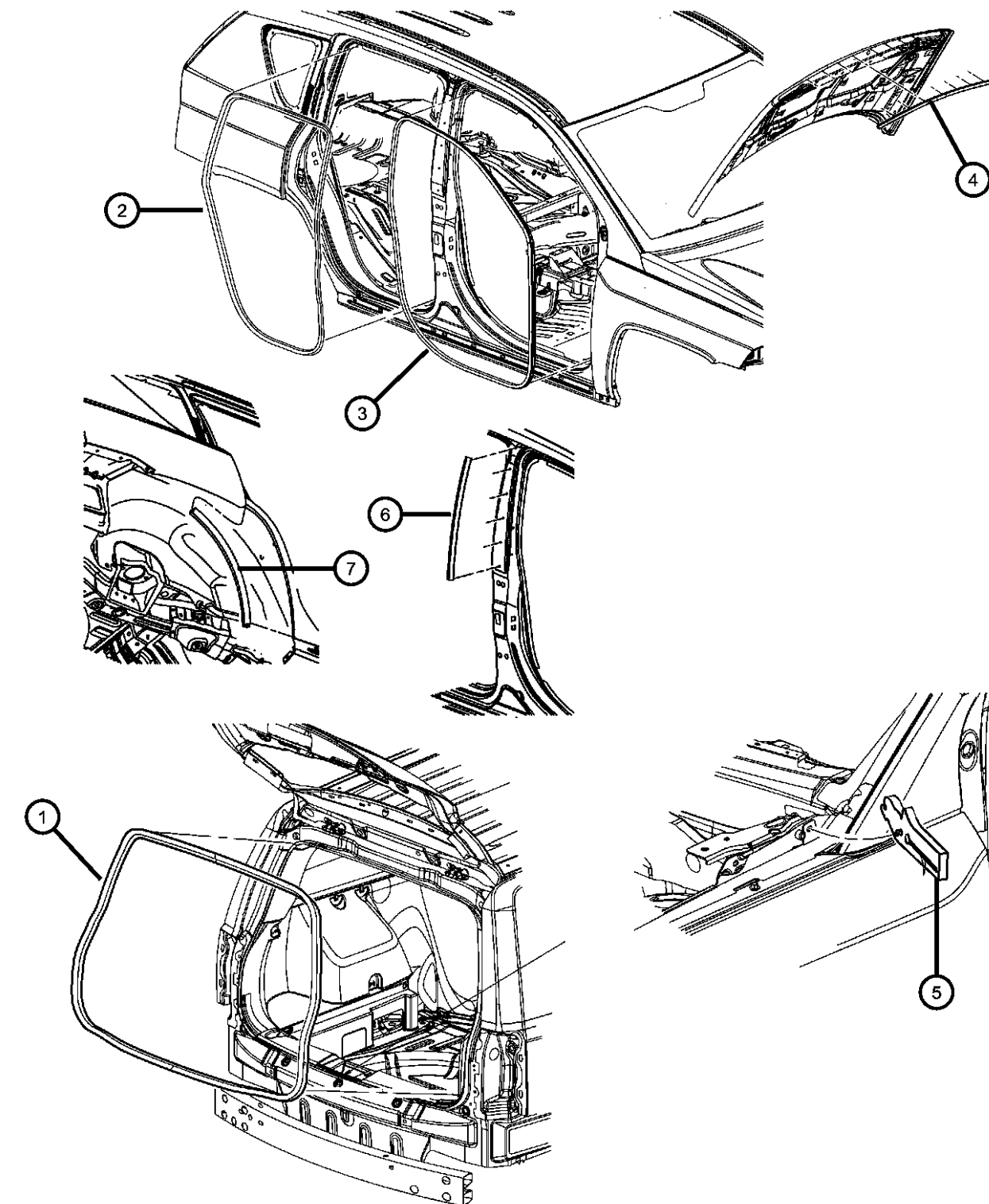


ITEM	PART NUMBER	QTY	LINE	SERIES	BODY	ENGINE	TRANS	TRIM	DESCRIPTION
1	05074641AE	1	J, T, U		49				WEATHERSTRIP, Liftgate Opening
2									WEATHERSTRIP, Rear Door Body Mounted Right
	05074646AD	1	J, T, U		49				
	05074647AD	1	J, T, U		49				Left
3									WEATHERSTRIP, Front Door Body Mounted Right
	05074642AD	1	J, T, U		49				
	05074643AD	1	J, T, U		49				Left
4	05115671AA	1	J, T, U		49				WEATHERSTRIP, Hood to Radiator
5									MUCKET, Cowl Panel Ledge, Seal
	05116420AA	1	U		49				
	05116421AA	1	J, T		49				
6	05115760AC	2	J, T, U		49				WEATHERSTRIP, B Pillar Cutline
7	05074766AB	2	J, T, U		49				WEATHERSTRIP, Wheelhouse, Rear

COMPASS/PATRIOT (MK)				
SERIES	LINE	BODY	ENGINE	TRANSMISSION
H = HIGHLINE	T = JEEP - 2WD	49 = HATCHBACK TYPE #2	ECE = 2.0L 4 Cyl DOHC DPF Diesel Engine	DEF = 6-Speed Manual Aisin BG6 Trans
L = LOWLINE	J = JEEP - 4WD	74 = SPORT UTILITY 4-DR TYPE #4	ED3 = 2.4L 4 Cyl DOHC 16V Dual VVT Engine	DD7 = 5-Speed Manual T355 Transmission
P = PREMIUM	U = JEEP - 4WD (RHD)		ECD = 2.0L 4 Cyl DOHC Diesel 16V Engine	DAV = Continuously Variable Transaxle II
			ECN = 2.0L 4 Cyl DOHC 16V Dual VVT Engine	DAW = Cont.Var. w/Off-Rd Crawl Ratio Trans

AR = use ase required - = Non illustrated part

Body Weatherstrips, Patroit
Figure 60-806

											ITEM	PART NUMBER	QTY	LINE	SERIES	BODY	ENGINE	TRANS	TRIM	DESCRIPTION
											1	05067749AB	1	J, T, U		74				WEATHERSTRIP, Liftgate Opening
											2									WEATHERSTRIP, Rear Door Body Mounted Right
												05074646AD	1	J, T, U		74				Left
												05074647AD	1	J, T, U		74				With [AWP], Right
												05116400AC	1	J, T, U		74				With [AWP], Left
											3									WEATHERSTRIP, Front Door Body Mounted Right
												05074642AD	1	J, T, U		74				Left
												05074643AD	1	J, T, U		74				With [AWP], Right
												05116398AC	1	J, T, U		74				With [AWP], Left
											4	05067756AB	1	J, T, U		74				WEATHERSTRIP, Hood to Radiator
											5									MUCKET, Cowl Panel Ledge, Seal
												05116526AA	1	U		74				
												05116527AA	1	J, T		74				
											6	05115760AC	2	J, T, U		74				WEATHERSTRIP, B Pillar Cutline
											7	05067758AB	2	J, T, U		74				WEATHERSTRIP, Rear Wheelhouse
											<div>COMPASS/PATRIOT (MK)</div> <div><div>SERIES</div><div>LINE</div></div> <div><div>H = HIGHLINE</div><div>L = LOWLINE</div><div>P = PREMIUM</div></div> <div><div>T = JEEP - 2WD</div><div>J = JEEP - 4WD</div><div>U = JEEP - 4WD (RHD)</div></div> <div><div>BODY</div><div>49 = HATCHBACK TYPE #2</div><div>74 = SPORT UTILITY 4-DR TYPE #4</div></div> <div><div>ENGINE</div><div>ECE = 2.0L 4 Cyl DOHC DPF Diesel Engine</div><div>ED3 = 2.4L 4 Cyl DOHC 16V Dual VVT Engine</div><div>ECD = 2.0L 4 Cyl DOHC Diesel 16V Engine</div><div>ECN = 2.0L 4 Cyl DOHC 16V Dual VVT Engine</div></div> <div><div>TRANSMISSION</div><div>DEF = 6-Speed Manual Aisin BG6 Trans</div><div>DD7 = 5-Speed Manual T355 Transmission</div><div>DAV = Continuously Variable Transaxle II</div><div>DAW = Cont.Var. w/Off-Rd Crawl Ratio Trans</div></div>									

AR = use ase required - = Non illustrated part

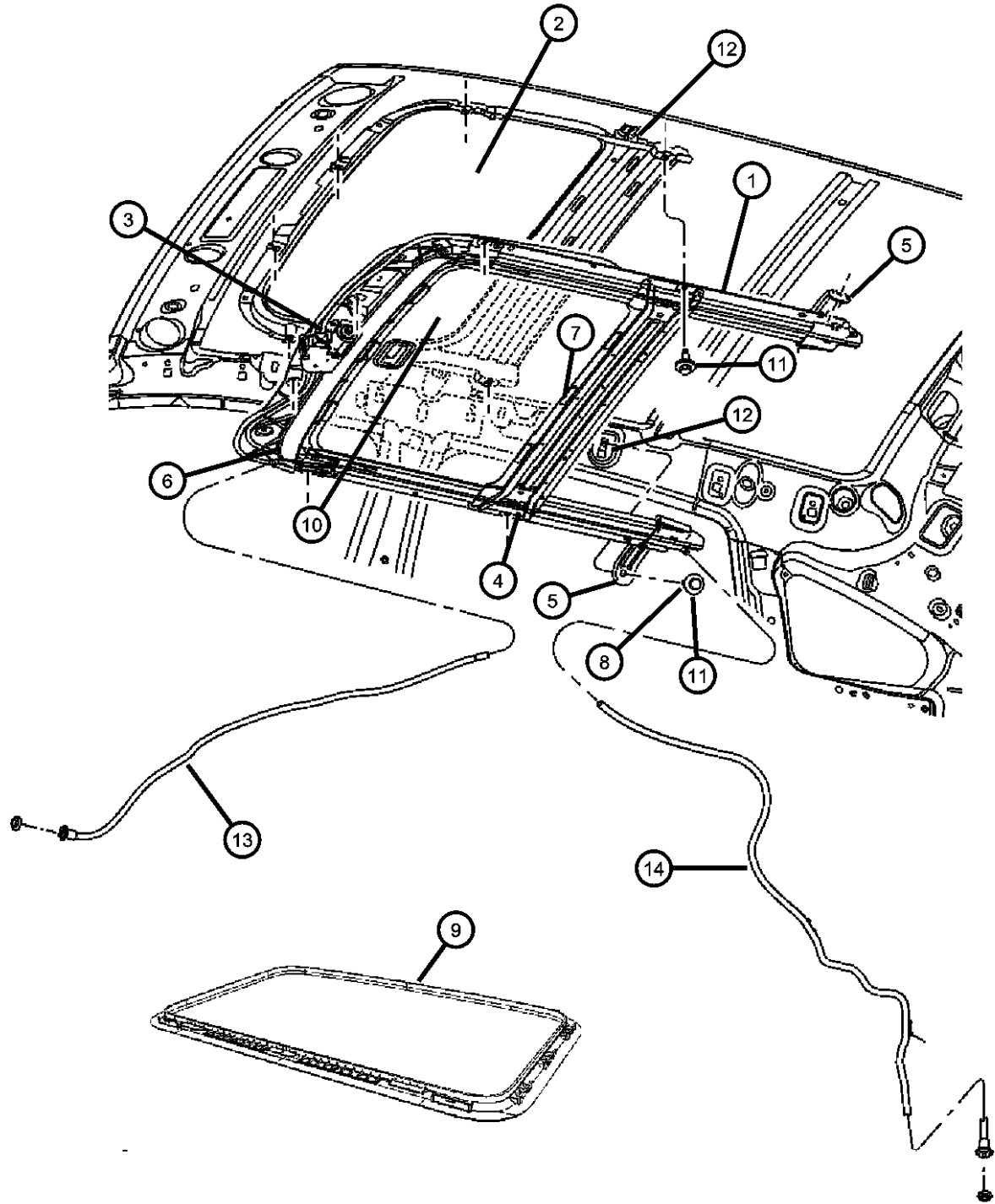
Roof Panel
Figure 60-905

ITEM	PART NUMBER	QTY	LINE	SERIES	BODY	ENGINE	TRANS	TRIM	DESCRIPTION
1	05074329AA	1	J, T, U		49				BOW, Roof
2	05115780AA	1	J, T, U		49				BOW, Roof
3	05160129AE	1	J, T, U		74				ROOF, Sunroof
4	05116453AE	1	J, T, U		74				ROOF, Outer
5	05074888AB	1	J, T, U		49				PANEL, Roof, Without Sunroof Opening
6									HEADER, Windshield
	05116379AB	1	J, T, U		74				
	05116392AA	1	J, T, U		49				
7									HEADER, Roof Lower Rear
	05115218AB	1	J, T, U		49				
	05160148AC	1	J, T, U		74				
8	05074630AA	2	J, T, U		49				REINFORCEMENT, Upper Header Hinge
9									HEADER, Roof Lower Rear
	05115218AB	1	J, T, U		49				
	05160148AC	1	J, T, U		74				
10									HEADER, Roof Upper Rear
	05115219AC	1	J, T, U		49				
	05160149AD	1	J, T, U		74				
11	05074630AA	2	J, T, U		49				REINFORCEMENT, Upper Header Hinge

COMPASS/PATRIOT (MK)		BODY	ENGINE	TRANSMISSION
SERIES	LINE			
H = HIGHLINE	T = JEEP - 2WD	49 = HATCHBACK TYPE #2	ECE = 2.0L 4 Cyl DOHC DPF Diesel Engine	DEF = 6-Speed Manual Aisin BG6 Trans
L = LOWLINE	J = JEEP - 4WD	74 = SPORT UTILITY 4-DR TYPE #4	ED3 = 2.4L 4 Cyl DOHC 16V Dual VVT Engine	DD7 = 5-Speed Manual T355 Transmission
P = PREMIUM	U = JEEP - 4WD (RHD)		ECD = 2.0L 4 Cyl DOHC Diesel 16V Engine	DAV = Continuously Variable Transaxle II
			ECN = 2.0L 4 Cyl DOHC 16V Dual VVT Engine	DAW = Cont.Var. w/Off-Rd Crawl Ratio Trans

AR = use ase required - = Non illustrated part

Sunroof Glass and Component Parts
Figure 60-1005

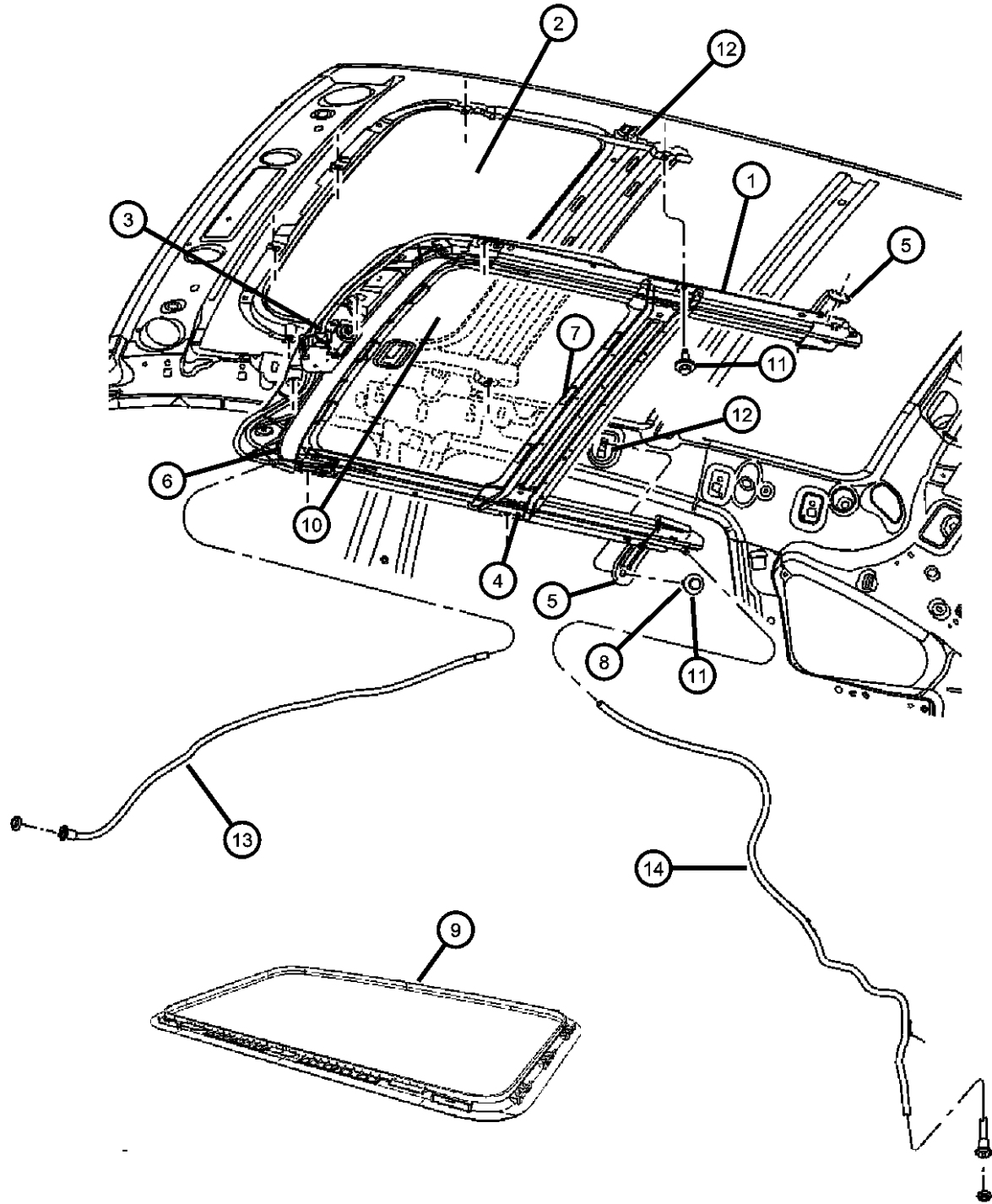


ITEM	PART NUMBER	QTY	LINE	SERIES	BODY	ENGINE	TRANS	TRIM	DESCRIPTION
1	05183170AC	1	J, T, U		49				FRAME, Sunroof
		1			74				
2	05183171AA 68003466AA	1	J, T, U		49				GLASS, Sunroof
		1			74				
3	05183174AA	1	J, T, U		49				MOTOR, Sunroof
		1			74				
4	05183176AA	1	J, T, U		49				CHANNEL, Sunroof Drain
		1			74				
5	05183177AA	1	J, T, U		49				BRACKET, Sunroof Frame
		1			74				
6	68019335AA	1	J, T, U		49				DEFLECTOR, Sunroof Wind
		1			74				
7	05183208AA	1	J, T, U		49				VELCRO STRIP
		6			74				
8	05183173AA	1	J, T, U		49				SCREW PACKAGE, Sunroof Glass Attach
		5			74				
9	05183172AB	1	J, T, U		49				SEAL, Sunroof Glass
		1			74				
10	1DP18DW1AA	1	J, T, U		49				SUNSHADE, Sunroof
		1			74				
11	06104366AA	2	J, T, U		49, 74				SCREW AND WASHER, Hex Head, M6x1x20
12									NUT, U, M6x1.00

COMPASS/PATRIOT (MK)		BODY	ENGINE	TRANSMISSION
SERIES	LINE			
H = HIGHLINE	T = JEEP - 2WD	49 = HATCHBACK TYPE #2	ECE = 2.0L 4 Cyl DOHC DPF Diesel Engine	DEF = 6-Speed Manual Aisin BG6 Trans
L = LOWLINE	J = JEEP - 4WD	74 = SPORT UTILITY 4-DR TYPE #4	ED3 = 2.4L 4 Cyl DOHC 16V Dual VVT Engine	DD7 = 5-Speed Manual T355 Transmission
P = PREMIUM	U = JEEP - 4WD (RHD)		ECD = 2.0L 4 Cyl DOHC Diesel 16V Engine	DAV = Continuously Variable Transaxle II
			ECN = 2.0L 4 Cyl DOHC 16V Dual VVT Engine	DAW = Cont.Var. w/Off-Rd Crawl Ratio Trans

AR = use ase required - = Non illustrated part

Sunroof Glass and Component Parts
Figure 60-1005



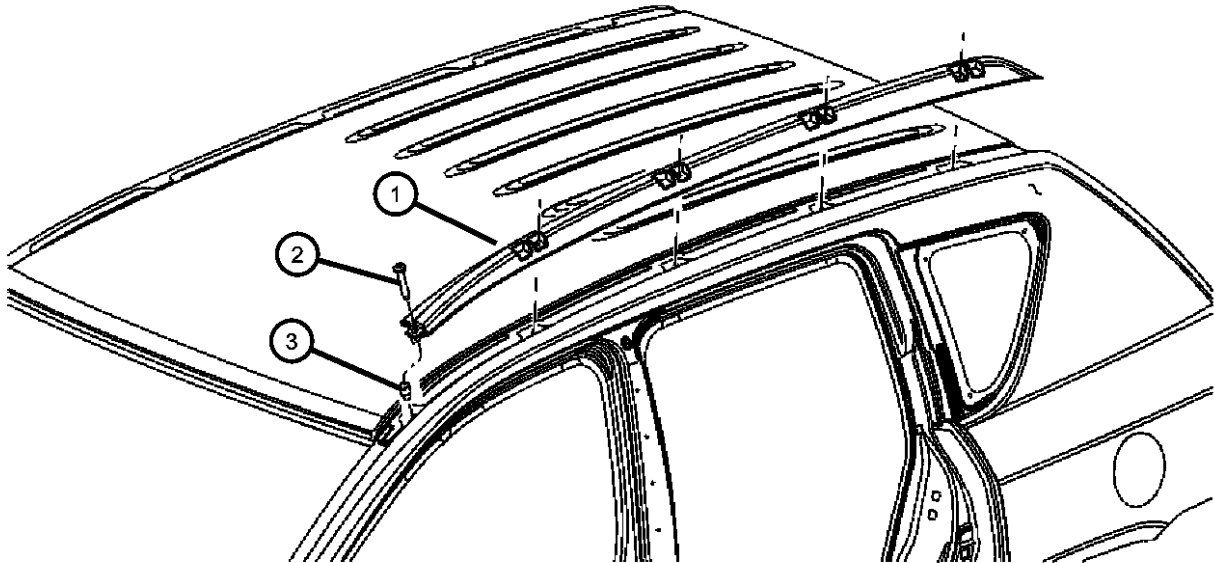
ITEM	PART NUMBER	QTY	LINE	SERIES	BODY	ENGINE	TRANS	TRIM	DESCRIPTION
13	06506035AA	2	J, T, U		49				HOSE, Sunroof Drain, Clips serviced with Hose Front Left Front Left Front Right Front Right Rear HOSE, Sunroof Drain, RearRear
		2			74				
	05115794AD	1	J, T, U		49				
		1			74				
	05160008AC	1	J, T, U		49				
		1			74				
	05160134AA	2	J, T, U		74				
		2			74				
	05160043AA	2	J		49				
		2			49				

COMPASS/PATRIOT (MK)		BODY	ENGINE	TRANSMISSION
SERIES	LINE			
H = HIGHLINE	T = JEEP - 2WD	49 = HATCHBACK TYPE #2	ECE = 2.0L 4 Cyl DOHC DPF Diesel Engine	DEF = 6-Speed Manual Aisin BG6 Trans
L = LOWLINE	J = JEEP - 4WD	74 = SPORT UTILITY 4-DR TYPE #4	ED3 = 2.4L 4 Cyl DOHC 16V Dual VVT Engine	DD7 = 5-Speed Manual T355 Transmission
P = PREMIUM	U = JEEP - 4WD (RHD)		ECD = 2.0L 4 Cyl DOHC Diesel 16V Engine	DAV = Continuously Variable Transaxle II
			ECN = 2.0L 4 Cyl DOHC 16V Dual VVT Engine	DAW = Cont.Var. w/Off-Rd Crawl Ratio Trans

AR = use ase required - = Non illustrated part

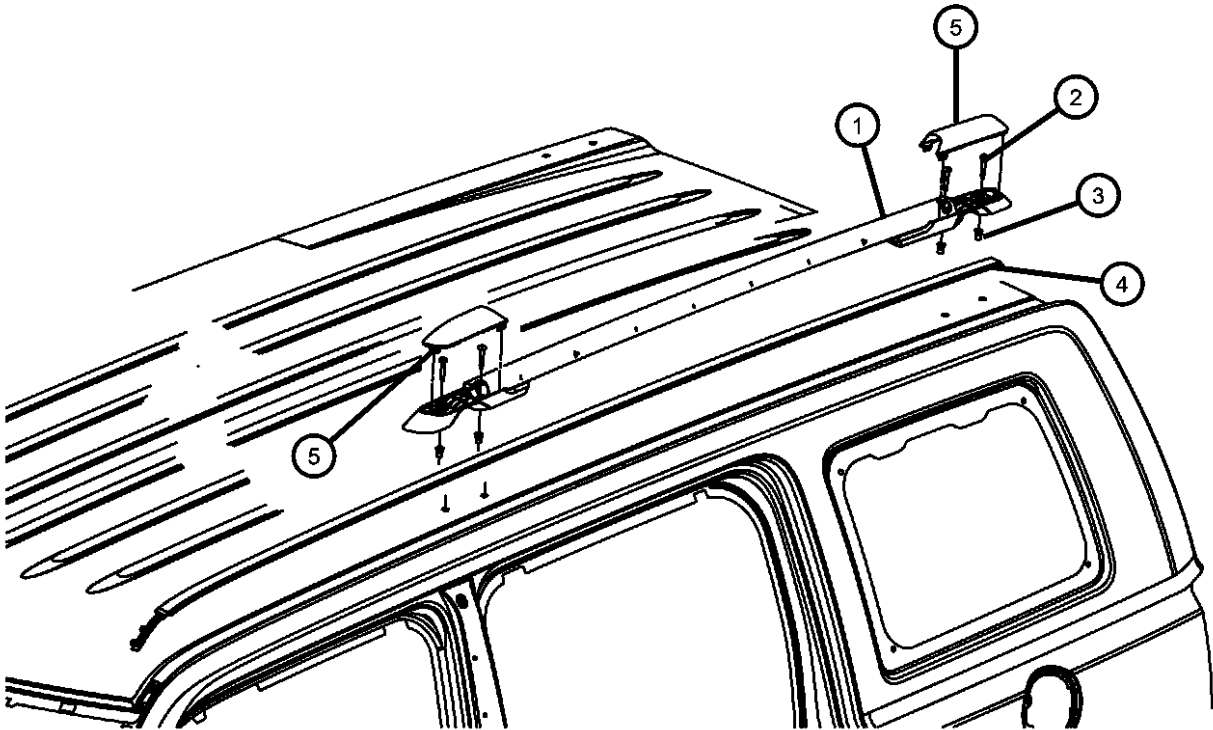
Roof Rack, Compass
Figure 60-1305

ITEM	PART NUMBER	QTY	LINE	SERIES	BODY	ENGINE	TRANS	TRIM	DESCRIPTION
1									SIDE RAIL, Roof Rack
	05303806AB	1	J, T, U		49				Right
	05303807AB	1	J, T, U		49				Left
2	06508452AA	5	J, T, U		49				SCREW, Pan Head
3	06506739AA	5	J, T, U		49				NUT, Rivet



COMPASS/PATRIOT (MK)				
SERIES	LINE	BODY	ENGINE	TRANSMISSION
H = HIGHLINE	T = JEEP - 2WD	49 = HATCHBACK TYPE #2	ECE = 2.0L 4 Cyl DOHC DPF Diesel Engine	DEF = 6-Speed Manual Aisin BG6 Trans
L = LOWLINE	J = JEEP - 4WD	74 = SPORT UTILITY 4-DR TYPE #4	ED3 = 2.4L 4 Cyl DOHC 16V Dual VVT Engine	DD7 = 5-Speed Manual T355 Transmission
P = PREMIUM	U = JEEP - 4WD (RHD)		ECD = 2.0L 4 Cyl DOHC Diesel 16V Engine	DAV = Continuously Variable Transaxle II
			ECN = 2.0L 4 Cyl DOHC 16V Dual VVT Engine	DAW = Cont.Var. w/Off-Rd Crawl Ratio Trans

Roof Rack, Patroit
Figure 60-1310



ITEM	PART NUMBER	QTY	LINE	SERIES	BODY	ENGINE	TRANS	TRIM	DESCRIPTION
1									SIDE RAIL, Roof Rack
	05116252AA	1	J, T, U		74				With [MWE], Right
	05116253AA	1	J, T, U		74				With [MWE], Left
	05116370AA	1	J, T, U		74				With [MW1], Right
	05116371AA	1	J, T, U		74				With [MW1], Left
2	06508452AA	4	J, T, U		74				SCREW, Pan Head
3	06506739AA	4	J, T, U		74				NUT, Rivet
4									MOLDING, Roof
	05116250AC	1	J, T, U		74				Right
	05116251AC	1	J, T, U		74				Left
5									COVER, Luggage Rack
	55394342AB	1	J, T, U		74				Front, Right
	55394343AB	1	J, T, U		74				Front, Left
	55394344AB	1	J, T, U		74				Rear, Right
	55394345AB	1	J, T, U		74				Rear, Left
-6	05116469AA	1	J, T, U		49				RAIL, LUGG RACK CROSS

COMPASS/PATRIOT (MK)					
SERIES	LINE	BODY	ENGINE	TRANSMISSION	
H = HIGHLINE	T = JEEP - 2WD	49 = HATCHBACK TYPE #2	ECE = 2.0L 4 Cyl DOHC DPF Diesel Engine	DEF = 6-Speed Manual Aisin BG6 Trans	
L = LOWLINE	J = JEEP - 4WD	74 = SPORT UTILITY 4-DR TYPE #4	ED3 = 2.4L 4 Cyl DOHC 16V Dual VVT Engine	DD7 = 5-Speed Manual T355 Transmission	
P = PREMIUM	U = JEEP - 4WD (RHD)		ECD = 2.0L 4 Cyl DOHC Diesel 16V Engine	DAV = Continuously Variable Transaxle II	
			ECN = 2.0L 4 Cyl DOHC 16V Dual VVT Engine	DAW = Cont.Var. w/Off-Rd Crawl Ratio Trans	