
VIN PLATE DECODING INFORMATION

Group - 2
Front Suspension & Drive

Group - 2 Front Suspension & Drive

Illustration Title

Group-Fig. No.

Front Suspension
Arms,Control,Upper and Lower
Springs and Shocks,Front
Front Stabilizer Bar and Track Bar

Fig. 2 - 110
Fig. 2 - 120
Fig. 2 - 130

Front Axle Drive Shafts
Shafts,Front Axle.....

Fig. 2 - 210

Front Axle Housing
Housing,Front Axle,2 Wheel Drive.....
Housing,Front Axle,4 Wheel Drive

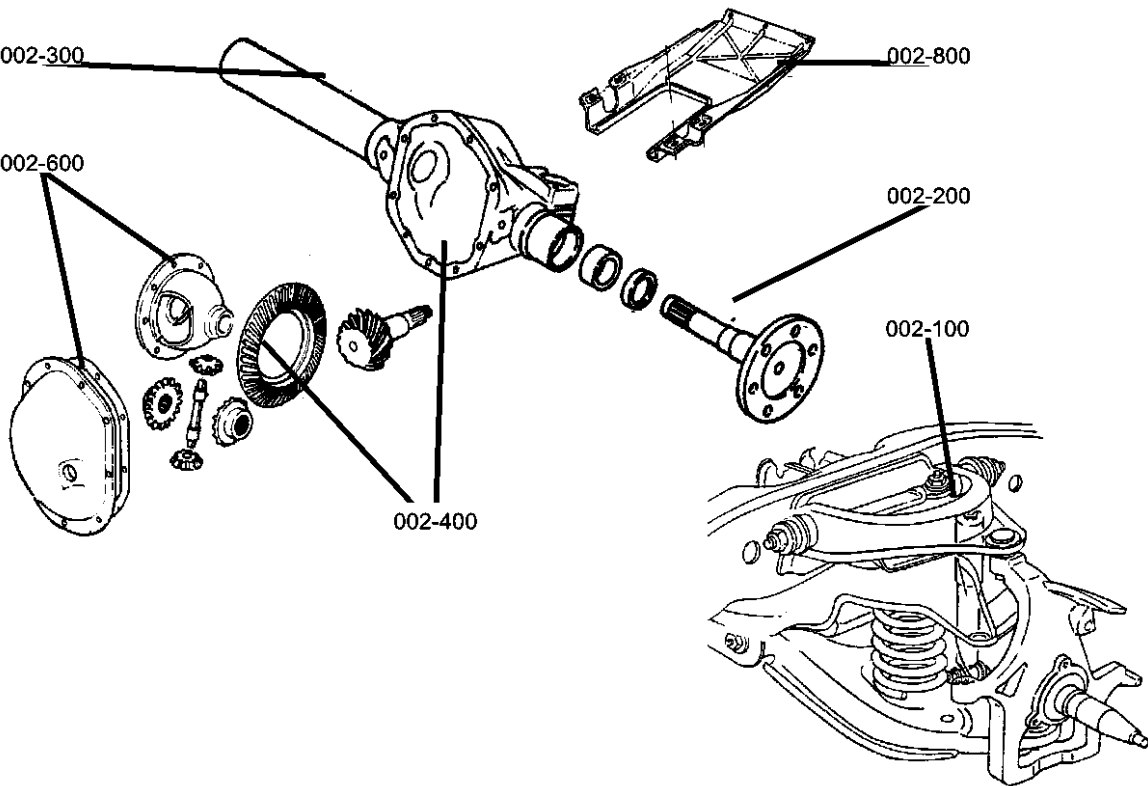
Fig. 2 - 310
Fig. 2 - 320

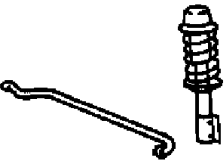

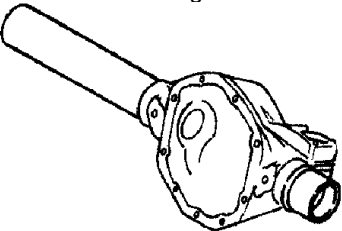
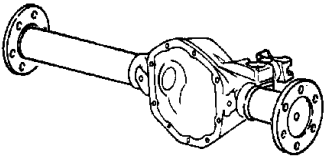
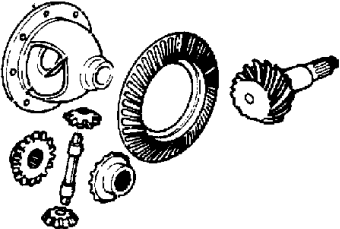
Front Axle Assembly
Axle Assembly,Front,4 Wheel Drive

Fig. 2 - 410

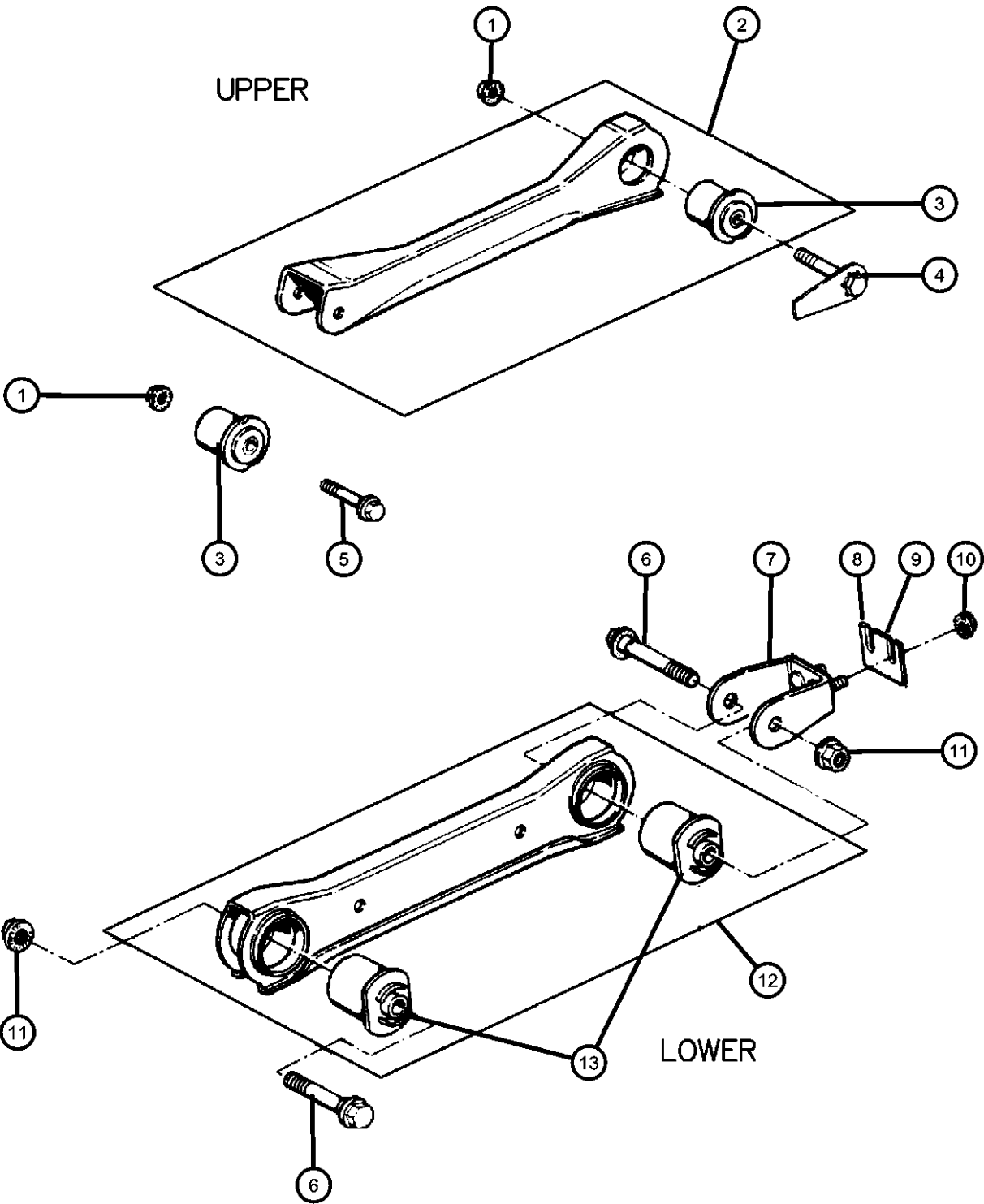
Front Axle Differential
Differential,Front Axle.....

Fig. 2 - 610



<div>002-100 Front Suspension</div> 	<div>002-200 Front Axle Drive Shafts</div> 	<div>002-300 Front Axle Housing</div> 	<div>002-400 Front Axle Assembly</div> 
<div>002-600 Front Axle Differential</div> 			

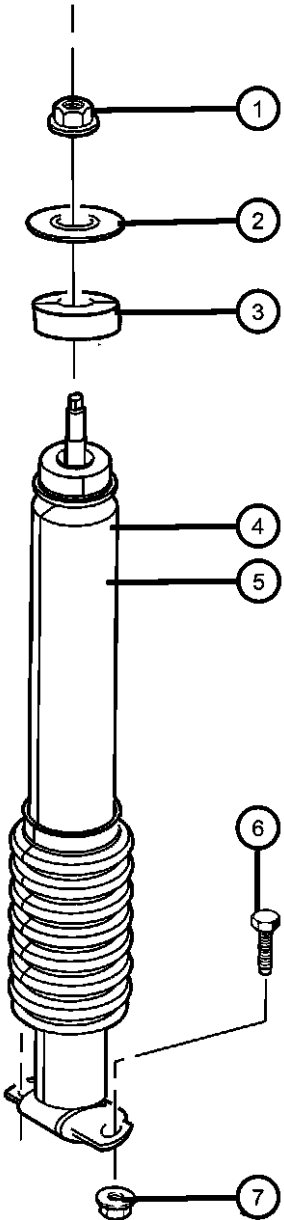
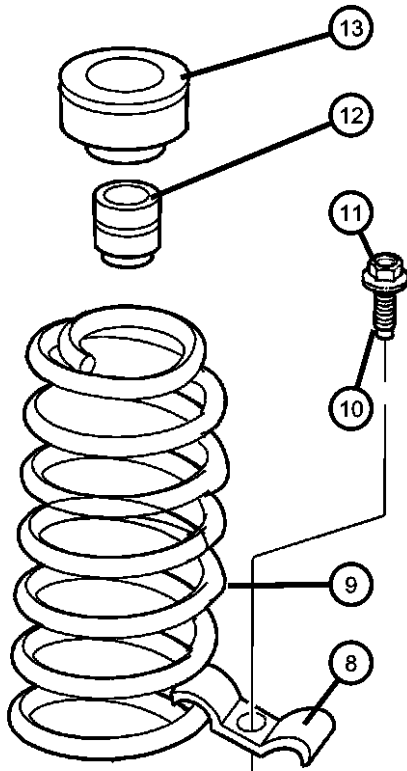
Arms,Control,Upper and Lower
Figure 2-110



ITEM	PART NUMBER	QTY	LINE	SERIES	BODY	ENGINE	TRANS	TRIM	DESCRIPTION
1	11506007	4							NUT, Hex Flange, M10x1.5, UCA to Sill and Axle, Mounting
2	52087710	2							ARM, Control, Comes with 1 Bushing, Upper
3	52038025	2							BUSHING, Control Arm, UCA to Sill and Axle, Upper
4	06505153AA	2							BOLT, M10x1.50x85, UCA to Sill, Mounting
5	06505154AA	2							BOLT, UCA to Axle, Mounting
6	34201334	4							BOLT, Hex Flange Head, M14x2.00x110, LCA to Clevis and Axle, Mounting
7	52000532	2							CLEVIS, Lower Suspension Arm, To Sill
8	52000234	AR							SHIM, Control Arm, Caster and Pinion Angle Adjusting-9 MM Thick
9	52003976	AR							SHIM, Pinion Angle, Caster and Pinion Angle Adjusting-4 MM Thick
10	06101695	4							NUT, Hex Flange Lock, Clevis to Sill, Mounting
11	11502814	4							NUT, Hex Flange Lock, M14z2, LCA to Clevis and Axle, Mounting
12	52001162	2							ARM, Control, Comes With 2 Bushings, Lower
13	52001161	4							BUSHING, Control ArmLower

AR = use ase required - = Non illustrated part

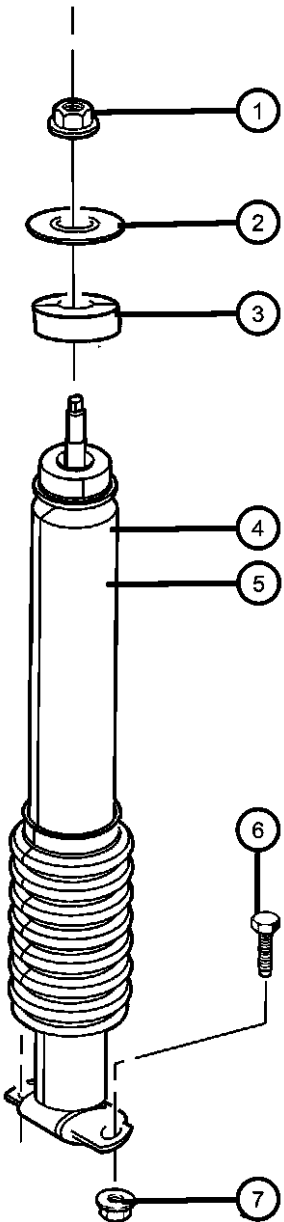
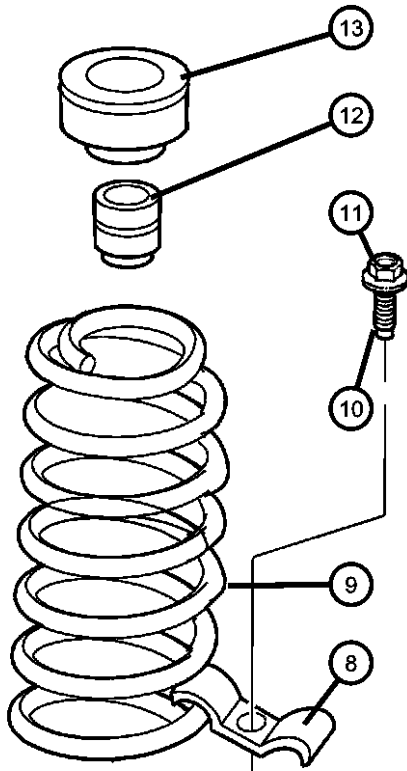
Springs and Shocks,Front
Figure 2-120



ITEM	PART NUMBER	QTY	LINE	SERIES	BODY	ENGINE	TRANS	TRIM	DESCRIPTION
Note:Sales Codes; [SDA]=Normal Duty Suspension [SDB]=Heavy Duty Suspension [SDU]=High Pressuer Gas Filled Shocks Check VIN Number for The Type of 'Z' Code Springs are on The Truck									
1	06502556	2							NUT, Hex, M10-1.5, Shock Upper, Mounting
2	52038805	2							RETAINER, Shock Absorber, Shock Upper, Mounting
3	52087768	2							GROMMET, Shock Absorber, Shock Upper, Mounting
4	04897414AE	2							SHOCK ABSORBER PACKAGE, Suspension, Front, [SDB] Mopar V-Line Alternative Part
5	0SG23252								SHOCK ABSORBER, Suspension
	56022136AC	2			J, U				[SDU]
	56022636AA	2			J, U				[SDC]
6	06502555	4							BOLT, M8x1.25x30, Shock Lower, Mounting
7	06101695	4							NUT, Hex Flange Lock, Shock Lower, Mounting
8									BRACKET, Spring
	52005917	2							With [491], Mounting
	53000899	2							Without [491],
9									SPRING, Front Coil
	52001113	1							[ZFD,ZUD] Code FD,570#,Tag 113
	52001114	1							[ZFE,ZUE] Code FE,607#,Tag 114
	52001115	1							[ZFF,ZUF] Code FF,646#,Tag 115
	52001116	1							[ZFG,ZUG] Code FG,688#,Tag 116
	52001117	1							[ZFH,ZUH] Code FH,733#,Tag 117
	52001118	1							[ZFJ,ZUJ] Code FJ,780#,Tag 118
	52001119	1							[ZFK,ZUK] Code FK,831#,Tag 119
	52001120	1							[ZGD,ZVD] Code GD,578#,Tag 120
	52001121	1							[ZGE,ZVE] Code GE,622#,Tag 121
	52001122	1							[ZGF,ZVF] Code GF,670#,Tag 122
	52001123	1							[ZGG,ZVG] Code GG,720#,Tag 123
	52001124	1							[ZGH,ZVH] Code GH,775#,Tag 124
	52001125	1							[ZGJ,ZVJ] Code GJ,834#,Tag 125
	52001791	1							[ZFN,ZUN] Code FN,Tag 791
	52001792	1							[ZFP,ZUP] Code FP,Tag 792

AR = use ase required - = Non illustrated part

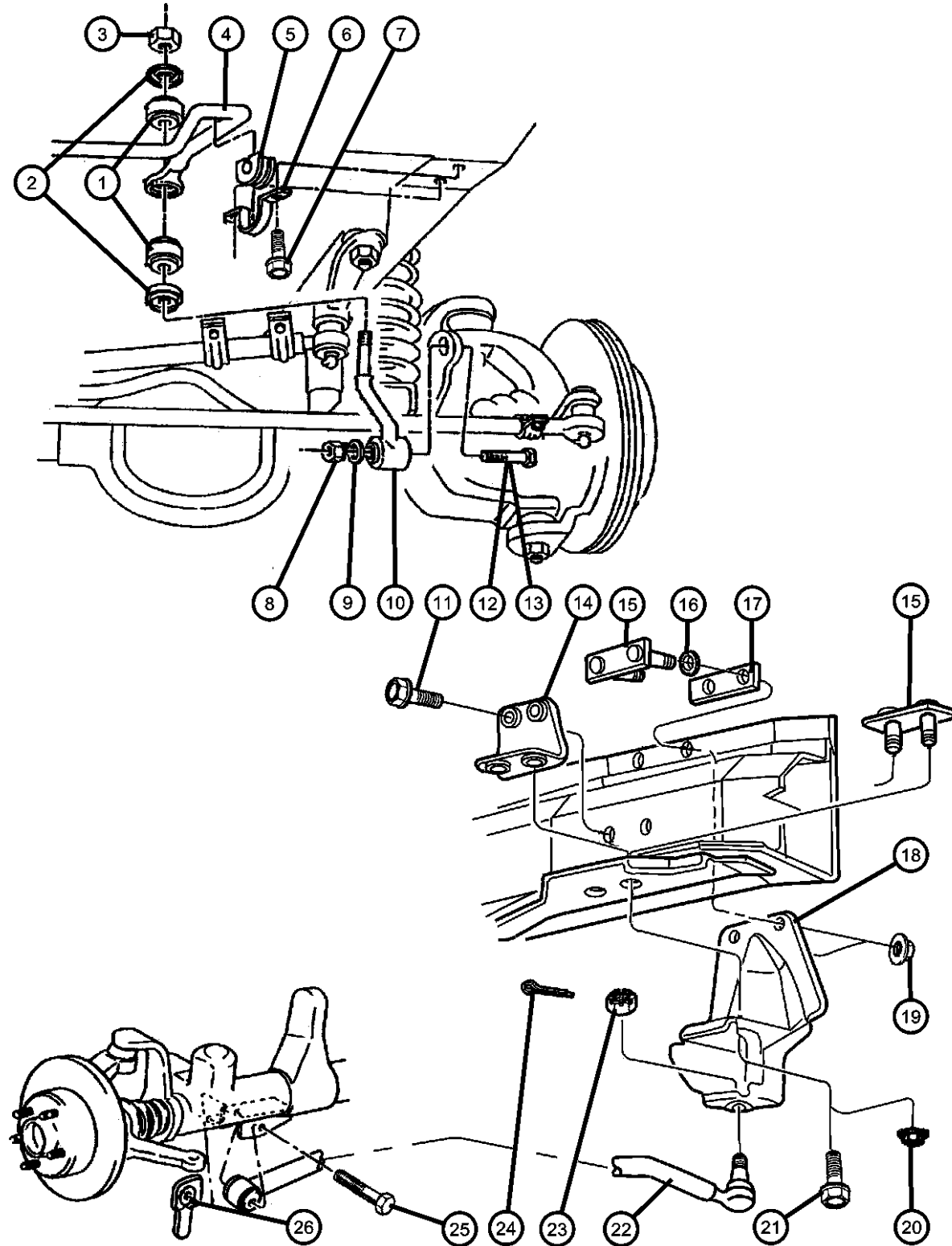
Springs and Shocks,Front
Figure 2-120



ITEM	PART NUMBER	QTY	LINE	SERIES	BODY	ENGINE	TRANS	TRIM	DESCRIPTION
	52001793	1							[ZGK,ZVK] Code GK,Tag 793
	52001794	1							[ZGL,ZVL] Code GL,Tag 794
	56022221	1							[ZHA,ZWA] Tag 221
10	06502468	2							SCREW, Hex Flange Head, M8x1.25x20, With [491], Mounting
11	34201888	2							SCREW, Hex Head, Without [491]
12	52004295	2							BUMPER, Jounce
13	52000229	2							ISOLATOR, Spring

AR = use ase required - = Non illustrated part

Front Stabilizer Bar and Track Bar
Figure 2-130



Note: Sales Codes

[ENC]=Engine - 2.5L 4 Cylinder Turbo Diesel

[EP0]=Engines - All 2.5L 4 Cylinder Gas

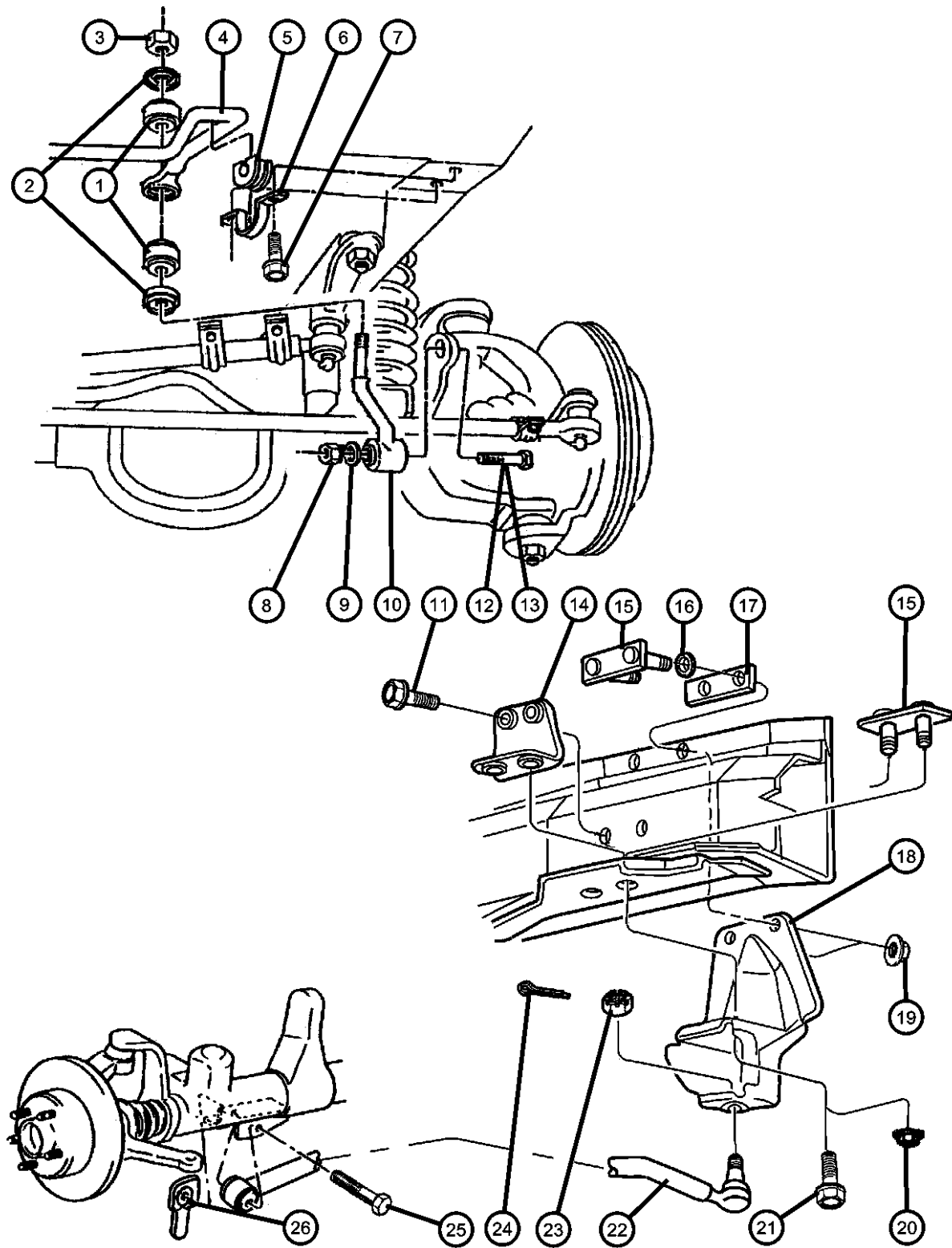
[ER0]=Engines - All 4.0L 6 Cylinder Gas

[491]=Argentina CKD

ITEM	PART NUMBER	QTY	LINE	SERIES	BODY	ENGINE	TRANS	TRIM	DESCRIPTION
1	52001132	4							GROMMET, Stabilizer Bar
2	52087668	4							RETAINER, Stabilizer Bar Grommet
3	52087668	4							NUT, M10x1.50, (NOT SERVICED)
4	52087859	1							BAR, Front Sway
5	52088523	2							CUSHION, Sway Eliminator
6	52087865	2							RETAINER, Stabilizer Bar Grommet
7	34201540	4							BOLT AND WASHER, Implement Attaching, Sway Bar Retainer, Mounting
8	06502697	2							NUT, Hex Flange Lock, M12x1.75, Sway Bar Link to Axle, Mounting
9	06502697	2							WASHER, Flat, (NOT SERVICED)
10	52037849	2							LINK, Sway Eliminator
11									BOLT, Hex Flange Head, M10x1.50x35
	06502137	2	U		74	EP0, ER0			Track Bar Reinforcement, Mounting
		2				ENC			Track Bar Reinforcement, Mounting
12	06503032	2							SCREW, Pan Head, M12 x 1.75 x 58.00, Without [491] Sway Bar Link to Axle, Mounting
13	06505465AA	2	J						SCREW, Truss Head, M12x1.75x70, [491] Sway Bar Link to Axle, Mounting
14									REINFORCEMENT, Track Bar
	52037507	1	U		74				
	52087861	1	J, T			ENC			
15	52001493	1							PLATE, Track Bar Mounting
16	J0120396	1	U		74				WASHER, Flat, .531x1.09
17	J0120396	1							BRACKET, Sill, (NOT SERVICED)
18									BRACKET, Track Bar
	52006508AC	1	U		74				Mounting
	52007121AC	1	J, T						Mounting
19	06502697	2							NUT, Hex Flange Lock, M12x1.75, Track Bar Bracket, Mounting
20	06502697	2							NUT, Hex Flange Lock, M12x1.75, Track Bar Bracket to Sill, Mounting
21									BOLT, Hex Flange Head, M12x1.75x40
	34201964	2	J, T			ENC, ER0			Track Bar Mounting Bracket to Sill, Mounting
		2	U		74				Track Bar Mounting Bracket to Sill, Mounting

AR = use ase required - = Non illustrated part

Front Stabilizer Bar and Track Bar
Figure 2-130



ITEM	PART NUMBER	QTY	LINE	SERIES	BODY	ENGINE	TRANS	TRIM	DESCRIPTION
22									BAR, Track
	52007118	1	J, T						
	53054317	1	U		74				
23	J0274428	1							NUT, Hex Slotted, Track Bar to Track Bar Bracket, Mounting
24	34202101	1							PIN, Cotter, Track Bar to Track Bar Bracket, Mounting
25	06505549AA	1							SCREW, Track Bar to Axle, Mounting
26									NUT, Hex Flange Lock, M10x1.5
	06506264AA	1	J, T						Track Bar to Axle, Mounting
	52087888	1	U		74				Track Bar to Axle, Mounting

AR = use ase required - = Non illustrated part

Shafts,Front Axle
Figure 2-210

ITEM	PART NUMBER	QTY	LINE	SERIES	BODY	ENGINE	TRANS	TRIM	DESCRIPTION
------	----------------	-----	------	--------	------	--------	-------	------	-------------

Note:Sales Codes:

[BGA]=Brakes - Power Front Disc/Rear Drum

[BGK]= Brakes - 4 Wheel Anti-Lock

[DJL]= Axle - Front,Dana 44

1

04874302	1	U	74
	1	J	
04874306	1	U	74
	1	J	
04874303	1	U	74
	1	J	
05014856AA	1	J	
04874307	1	U	74
	1	J	
05014857AA	1	J	

SHAFT, Axle

[BGA], Right

[BGA], Right

[BGK], Right

[BGK], Right

[BGA], Left

[BGA], Left

[BGA,DJL], Right

[BGK], Left

[BGK], Left

[BGA,DJL], Left

2

04728984	1	U	74
	1	J	
83500184	1	U	74
	1	J	
	1	J	

SHAFT, Stub

[BGK], Right or Left

[BGK], Right or Left

[BGA], Right or Left

[BGA], Right or Left

[BGA,DJL], Right or Left

3

04137757	2	J	
	2	U	74
	2	U	74
	2	J	
	2	J	

U JOINT, Front Axle

[BGA,DJL], Right or Left

[BGA], Right or Left

[BGK], Right or Left

[BGA], Right or Left

[BGK], Right or Left

4

04874477	2	J	
	2	U	74
05014852AA	2	J	
J8121781	2	U	74
	2	J	

SEAL, Axle Drive Shaft

[BGK], Right or Left

[BGK], Right or Left

[BGA,DJL], Right or Left

[BGA], Right or Left

[BGA], Right or Left

5

04882135	2	J	
	2	U	74
	2	U	74
	2	J	
83500201	2	J	

SLINGER, Oil

[BGK], Right or Left

[BGK], Right or Left

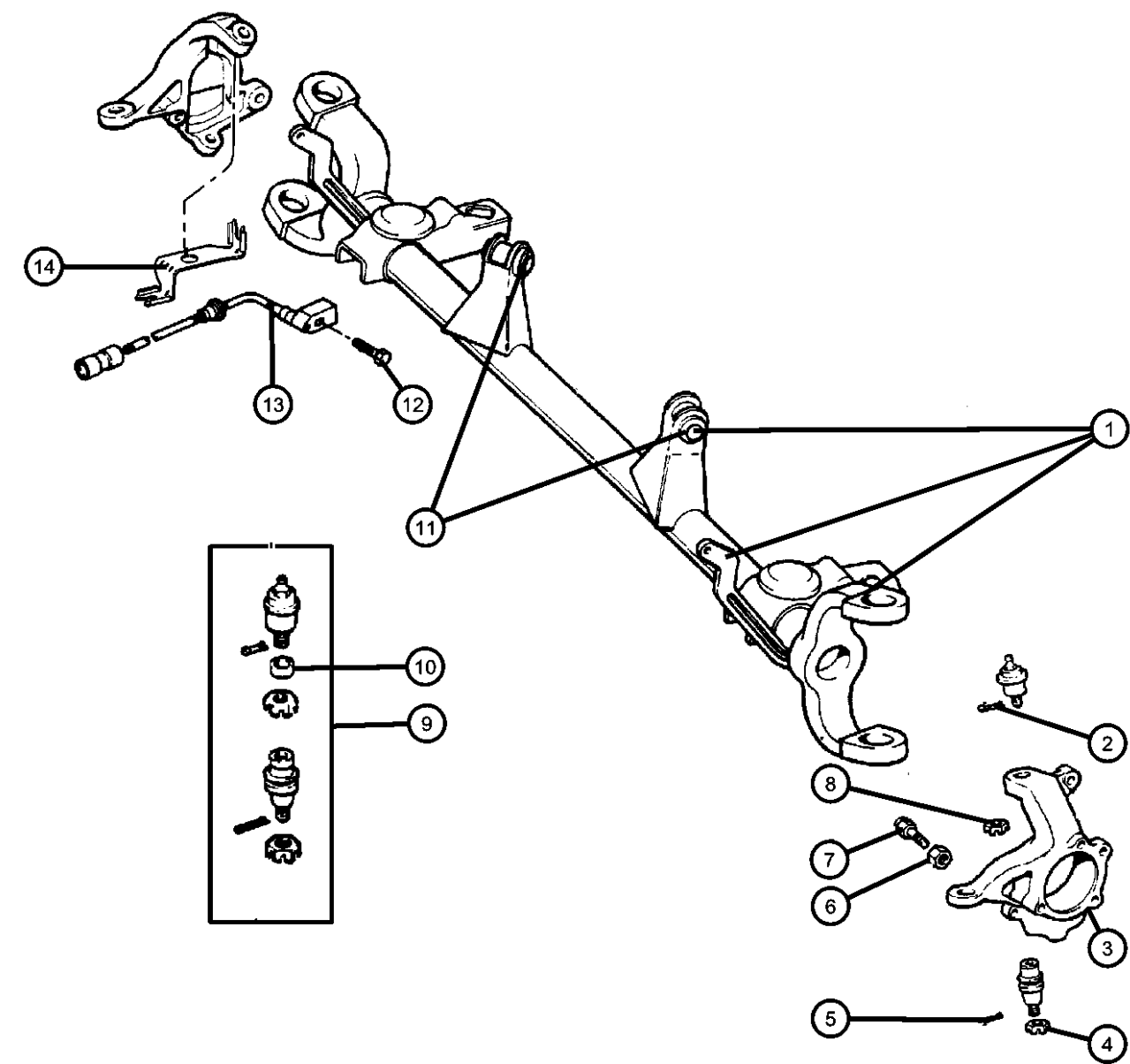
[BGA], Right or Left

[BGA], Right or Left

[BGA,DJL], Right or Left

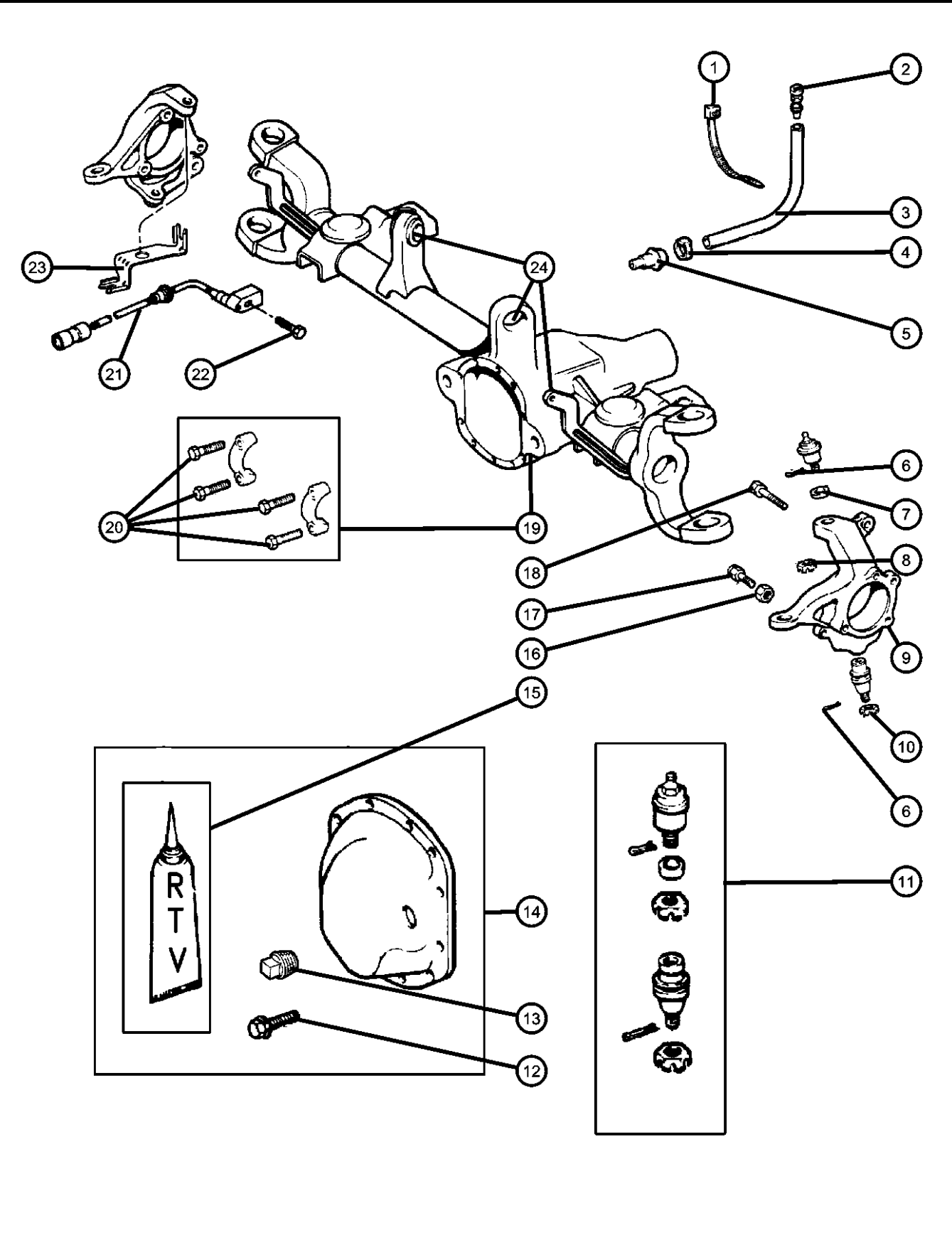
AR = use ase required - = Non illustrated part

Housing,Front Axle,2 Wheel Drive
Figure 2-310

										ITEM	PART NUMBER	QTY	LINE	SERIES	BODY	ENGINE	TRANS	TRIM	DESCRIPTION
										Note:Sales Codes; [BGA]=Power Front Disc/Rear Drum Brakes [BGK]=4-Wheel Anit-Lock Brakes									
										1	04773452	1	T		74				HOUSING, Front Axle
												1	T		74				[BGK] Includes 11
												1	T		74				[BGA] Includes 11
										2	J8121392	2	T		74				PIN, Cotter
										3									KNUCKLE, Front
											52067576	1	T		74				Right
											52067577	1	T		74				Left
										4	J8123318	2	T		74				NUT, Lower Ball Joint, Mounting
										5	11010069	2	T		74				PIN, Cotter, M4x40.00
										6	S0114494	2	T		74				NUT, Steering Knuckle, Stop, Right or Left
										7	01791701	2	T		74				BOLT, Steering Knuckle StopRight or Left
										8	J0125258	2	T		74				NUT, Steering Knuckle Socket, Upper Ball Joint, Mounting
										9	83500202	2	T		74				BALL JOINT KIT, KnuckleRight or Left
										10	83500203	1	T		74				RING, Ball JointRight or Left
										11	52038025	2	T		74				BUSHING, Control ArmRight or Left
										12	83504920	2	T		74				BOLT, ABS Mounting, Right or Left
										13	56005217	2	T		74				SENSOR, Anti-Lock Brakes, [BGK], Right or Left
										14									BRACKET, Brake Sensor
											56026766	1	T		74				[BGK], Right
											56026767	1	T		74				[BGK], Left

AR = use ase required - = Non illustrated part

Housing,Front Axle,4 Wheel Drive
Figure 2-320

ITEM	PART NUMBER	QTY	LINE	SERIES	BODY	ENGINE	TRANS	TRIM	DESCRIPTION
<div></div> <div><p>Note: Sales Codes; [DJL]=Axle - Dana M44 [DMD]=Axle Ratio - 3.55 [DME]=Axle Ratio - 3.73 [DMF]=Axle Ratio - 4.10 [EN0]=Engines - All 4/5 Cylinder Turbo Diesel [ER0]=Engines - All 4.0L 6 Cylinder Gas</p></div>									
1	04641780	1							STRAP, Tie, Holds Upper Vent in Place
2	J5352955	1	J, U						VENT, AxleUpper
3	HFV00516	1	J, U						HOSE, Fuel And Vapor, 25 Foot Roll 5/16", Axle Vent
4	06502081	1	J, U						CLAMP, Oil Cooler LineLower
5									VENT, Axle
	83504653	1	U		74				Lower
		1	J						Lower
6									PIN, Cotter, M4x40.00
	11010069	6	U		74				Ball Joint, Mounting
		6	J						Ball Joint, Mounting
7									RING, Ball Joint
	83500203	1	U		74				Upper
		1	J						Upper
8									NUT, Steering Knuckle Socket
	J0125258	1	U		74				Upper Ball Joint, Mounting
		1	J						Upper Ball Joint, Mounting
9									KNUCKLE, Front
	52067576	1	U		74				Right
		1	J						Right
	52067577	1	U		74				Left
		1	J						Left
10									NUT
	J8123318	1	U		74				Lower Ball Joint, Mounting
		1	J						Lower Ball Joint, Mounting
11									BALL JOINT KIT, Knuckle
	05016972AC	2	J						[DJL], Right or Left
	83500202	2	U		74				, Right or Left
		2	J						Right or Left
12									BOLT, Differential Cover
	02954031	10	U		74				
		10	J						
13									PLUG, Differential Cover
	J4004751	1	U		74				
		1	J						
14									COVER, Differential

AR = use ase required - = Non illustrated part

Housing,Front Axle,4 Wheel Drive
Figure 2-320

ITEM	PART NUMBER	QTY	LINE	SERIES	BODY	ENGINE	TRANS	TRIM	DESCRIPTION
	05014849AA	1	J						[DJL]
	05252583	1	U		74				
		1	J						
15	05010884AA	1	U		74				SEALANT, RTV
		1	J						
16	S0114494	2	U		74				NUT, Steering Knuckle Stop
		2	J						Stop
17	01791701	2	U		74				BOLT, Steering Knuckle Stop
		2	J						
18									BOLT
	34201535	6	U		74				Knuckle to Hub and Bearing, Mounting
		6	J						Knuckle to Hub and Bearing, Mounting
19									HOUSING, Front Axle
	04773429	1	J						[DMD,DMF]
	04773458	1	U		74				[DMD,DMF]
	04778905	1	J			EN0, ER0			[DME]
	05014844AA	1	J						[DJL,DMD]
20									BOLT, Differential
	04897482AB	4	U		74				Carrier Cap, Mounting
		4	J						Carrier Cap, Mounting
	05003648AA	4	J						[DJL] Carrier Cap, Mounting
21									SENSOR, Anti-Lock Brakes
	56005217	2	J						Right or Left
		2	U		74				Right or Left
22									BOLT
	83504920	2	J						ABS Mounting, Right or Left
		2	U		74				ABS Mounting, Right or Left
23									BRACKET, Brake Sensor
	56026766	1	J						Right
		1	U		74				Right
	56026767	1	J						Left
		1	U		74				Left
24									BUSHING, Control Arm
	52038025	2	U		74				Right or Left
		2	J						Right or Left

AR = use ase required - = Non illustrated part

Axle Assembly,Front,4 Wheel Drive
Figure 2-410

	ITEM	PART NUMBER	QTY	LINE	SERIES	BODY	ENGINE	TRANS	TRIM	DESCRIPTION
	Note: Sales Codes; [DJL]=Axle - Dana M44 [DMD]=Axle Ratio - 3.55 [DME]=Axle Ratio - 3.73 [DMF]=Axle Ratio - 4.10 [EN0]=Engines - All 4/5 Cylinder Turbo Diesel [ER0]=Engines - All 4.0L 6 Cylinder Gas									
	1									AXLE, Service Front
		04773428	1	J						[DMD]
		04773454	1	J						[DMF]
		04874468								Mopar SAE 80W-90 Gear Lube Quart Bottle
		68003054AA								Mopar SAE 80W-90 Gear Lube 16 Gallon Keg
		04874469								Mopar SAE 75W-140 Synthetic Gear and Axle Lube Quart
		68003055AA								Mopar SAE 75W-140 Synthetic Gear and Axle Lube 16 Gallon Keg
		04773457	1	U		74				[DMD]
		04778909	1	J			EN0, ER0			[DME]
		04798029	1	U		74				[DMF]
		04874468								Mopar SAE 80W-90 Gear Lube Quart Bottle
		68003054AA								Mopar SAE 80W-90 Gear Lube 16 Gallon Keg
		04874469								Mopar SAE 75W-140 Synthetic Gear and Axle Lube Quart
		68003055AA								Mopar SAE 75W-140 Synthetic Gear and Axle Lube 16 Gallon Keg
		05014851AA	1	J						[DJL,DMD]

Differential,Front Axle
Figure 2-610

	ITEM	PART NUMBER	QTY	LINE	SERIES	BODY	ENGINE	TRANS	TRIM	DESCRIPTION
Note: Sales Codes; [DJL]=Dana M44 Axle [DMD]=Axle Ratio - 3.55 [DME]=Axle Ratio - 3.73 [DMF]=Axle Ratio - 4.10 [EN0]=Engines - All 4/5 Cylinder Turbo Diesel [ER0]=Engine - All 4.0L 6 Cylinder Gas										
	1									NUT, Pinion Yoke
		01791575	1	U		74				
			1	J						
	2									WASHER, Pinion Yoke
		J0636570	1	U		74				
			1	J						
	3									YOKE, Axle
		83503388	1	U		74				
			1	J						
	4									SLINGER, Drive Pinion
		J0636566	1	U		74				
			1	J						
	5									SEAL, Drive Pinion
		04746772	1	U		74				
			1	J						
	6									BEARING, Drive Pinion
		J8124052	1	U		74				Bearing and Cup, Front
			1	J						Bearing and Cup, Front
	7									SHIM KIT, Pinion Shaft
		05014848AA	1	J						[DJL], Front and Rear
		83500192	1	U		74				, Front and Rear
			1	J						Front and Rear
	8									BEARING, Drive Pinion
		05014847AA	1	J						[DJL] Bearing and Cup, Rear
		J8126499	1	U		74				Bearing and Cup, Rear
			1	J						Bearing and Cup, Rear
	9									GEAR KIT, Ring And Pinion
		04746074	1	J			EN0, ER0			[DME]
		05014845AA	1	J						[DMD,DJL] Includes 1,2,13
		83502353	1	U		74				[DMF]
			1	J						[DMF]
		83505480	1	U		74				[DMD]
			1	J						[DMD]
	10									BOLT KIT
		04720891	1	U		74				Ring Gear, Mounting
			1	J						Ring Gear, Mounting

AR = use ase required - = Non illustrated part

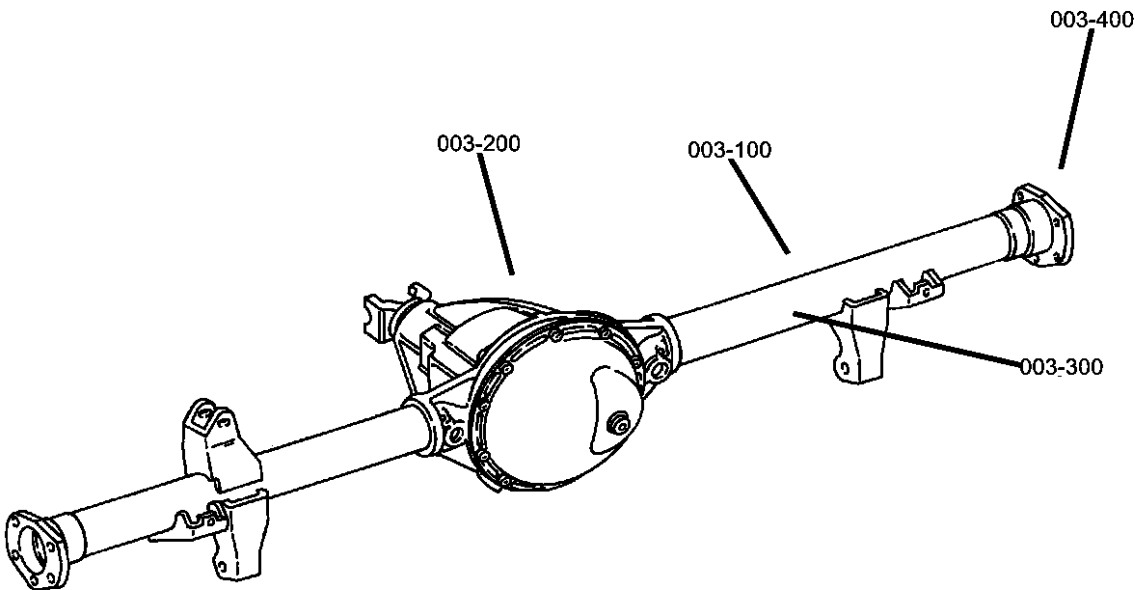
Differential,Front Axle
Figure 2-610

	ITEM	PART NUMBER	QTY	LINE	SERIES	BODY	ENGINE	TRANS	TRIM	DESCRIPTION
	11									BEARING, Differential
		04746733	1	J						[DJL] Consists of 2 Cups and 2 Cones
		J8126500	1	U		74				Consists of 2 Cups and 2 Cones
			1	J						Consists of 2 Cups and 2 Cones
	12									SHIM KIT, Differential
		04137769	1	J						[DJL]
		04720863	1	U		74				
			1	J						
	13									WASHER, Side Gear
		03491680	2	J						[DJL], Thrust
		J8133724	2	U		74				, Thrust
			2	J						Thrust
	14									SHAFT, Differential
		01935851	1	J						[DJL]
		05003840AA	1	J						
			1	U		74				
	15									CASE, Differential
		05014846AA	1	J						[DJL,DMD]
		05252582	1	J						[DMD]
			1	U		74				[DMD]
		05252590	1	U		74				[DMF]
			1	J						[DMF]
			1	J			EN0, ER0			[DME]
	16									WASHER, Pinion Gear
		01791561	2	J						[DJL], Thrust
		J8120831	2	U		74				, Thrust
			2	J						Thrust
	17									PIN, Differential Shaft
		01791563	1	U		74				
			1	J						
	18									GEAR KIT, Center Differential
		05014820AA	1	J						[DJL]
		05252591	1	U		74				
			1	J						
	19									SEALANT, RTV
		05010884AA	1	U		74				
			1	J						

AR = use ase required - = Non illustrated part

Group - 3

Rear Axle



Group - 3 Rear Axle

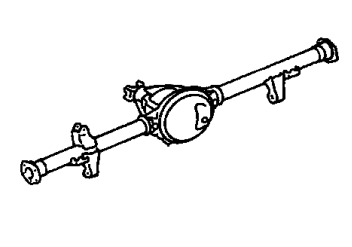
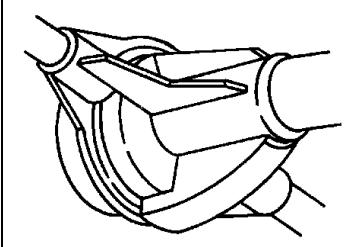
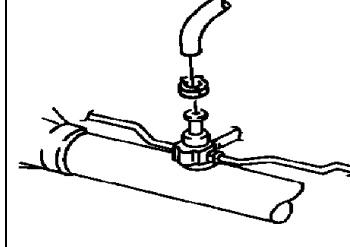
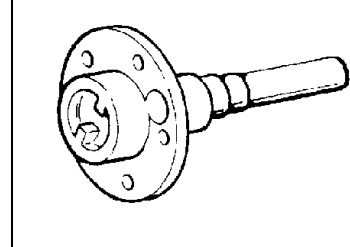
Illustration Title	Group-Fig. No.
--------------------	----------------

Rear Axle	
Axle Assembly,Rear,Corporate 8.25 [DRA]	Fig. 3 - 110
Axle Assembly,Rear,Dana 35C/194MM [DRM,Dana 44/226MM [DRK]	Fig. 3 - 120

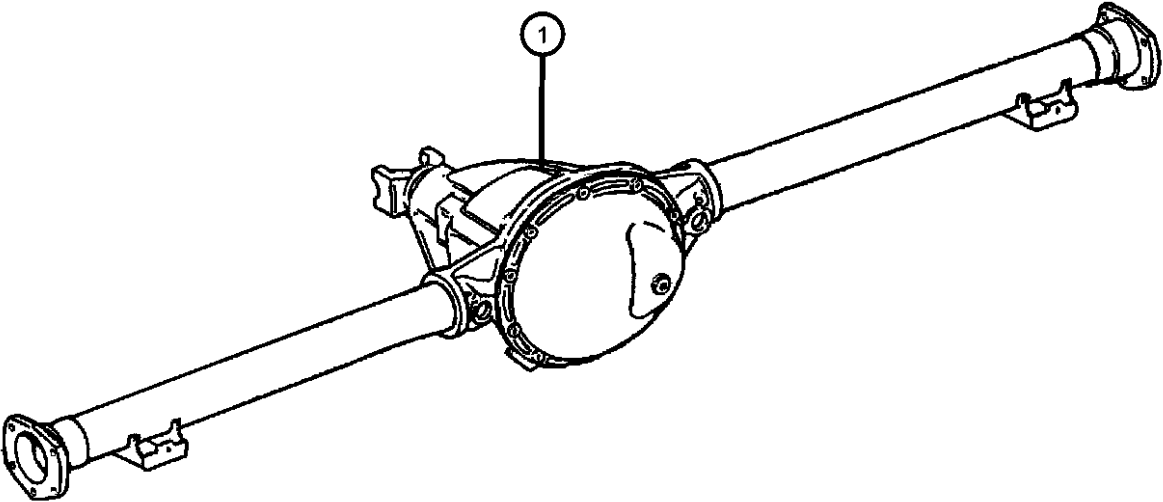
Differential and Housing	
Axle Housing,Rear,With Differential Parts,Corporate 8.25 [DRA]	Fig. 3 - 210
Housing,Rear Axle,Dana 35C/194MM [DRM]	Fig. 3 - 220
Housing,Rear Axle,Dana 44/226MM [DRK]	Fig. 3 - 230
Differential,With and Without Trac-Lok [DSA] Dana 35C/194MM [DRM]	Fig. 3 - 240
Differential,With and Without Trac-Lok [DSA] Dana 44/226MM [DRK]	Fig. 3 - 250

Rear Axle Vent	
Vent,Rear Axle	Fig. 3 - 310

Rear Axle Shafts	
Shaft,Rear Axle,Dana 35 and Dana 44	Fig. 3 - 410

003-100 Rear Axle	003-200 Differential and Housing	003-300 Rear Axle Vent	003-400 Rear Axle Shafts
			

Axle Assembly,Rear,Corporate 8.25 [DRA]
Figure 3-110



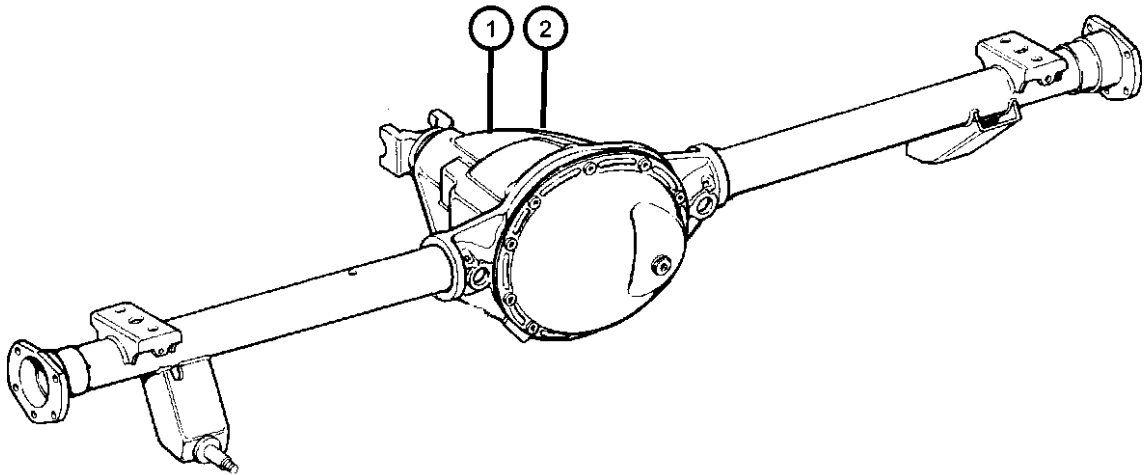
ITEM	PART NUMBER	QTY	LINE	SERIES	BODY	ENGINE	TRANS	TRIM	DESCRIPTION
------	----------------	-----	------	--------	------	--------	-------	------	-------------

Note: Sales Codes;
[DMD]=Axle Ratio - 3.55
[DMF]=Axle Ratio - 4.10
[DSA]=Anti-Spin Differential Rear Axle

1									AXLE, Service Rear
	04886133AA	1							[DMD,DSA] Tag 52098717AD
	04874468								Mopar SAE 80W-90 Gear Lube Quart Bottle
	68003054AA								Mopar SAE 80W-90 Gear Lube 16 Gallon Keg
	04874469								Mopar SAE 75W-140 Synthetic Gear and Axle Lube Quart
	68003055AA								Mopar SAE 75W-140 Synthetic Gear and Axle Lube 16 Gallon Keg
	04886138AA	1							[DMD] Tag 52098716AD
	04874468								Mopar SAE 80W-90 Gear Lube Quart Bottle
	68003054AA								Mopar SAE 80W-90 Gear Lube 16 Gallon Keg
	04874469								Mopar SAE 75W-140 Synthetic Gear and Axle Lube Quart
	68003055AA								Mopar SAE 75W-140 Synthetic Gear and Axle Lube 16 Gallon Keg
	04886145AB	1							[DMF,DSA] Tag 52099381AD
	04874468								Mopar SAE 80W-90 Gear Lube Quart Bottle
	68003054AA								Mopar SAE 80W-90 Gear Lube 16 Gallon Keg
	04874469								Mopar SAE 75W-140 Synthetic Gear and Axle Lube Quart
	68003055AA								Mopar SAE 75W-140 Synthetic Gear and Axle Lube 16 Gallon Keg
	04886148AB	1							[DMF] Tag 52098718AD
	04874468								Mopar SAE 80W-90 Gear Lube Quart Bottle
	68003054AA								Mopar SAE 80W-90 Gear Lube 16 Gallon Keg
	04874469								Mopar SAE 75W-140 Synthetic Gear and Axle Lube Quart
	68003055AA								Mopar SAE 75W-140 Synthetic Gear and Axle Lube 16 Gallon Keg

AR = use ase required - = Non illustrated part

Axle Assembly,Rear,Dana 35C/194MM [DRM,Dana 44/226MM [DRK]
Figure 3-120



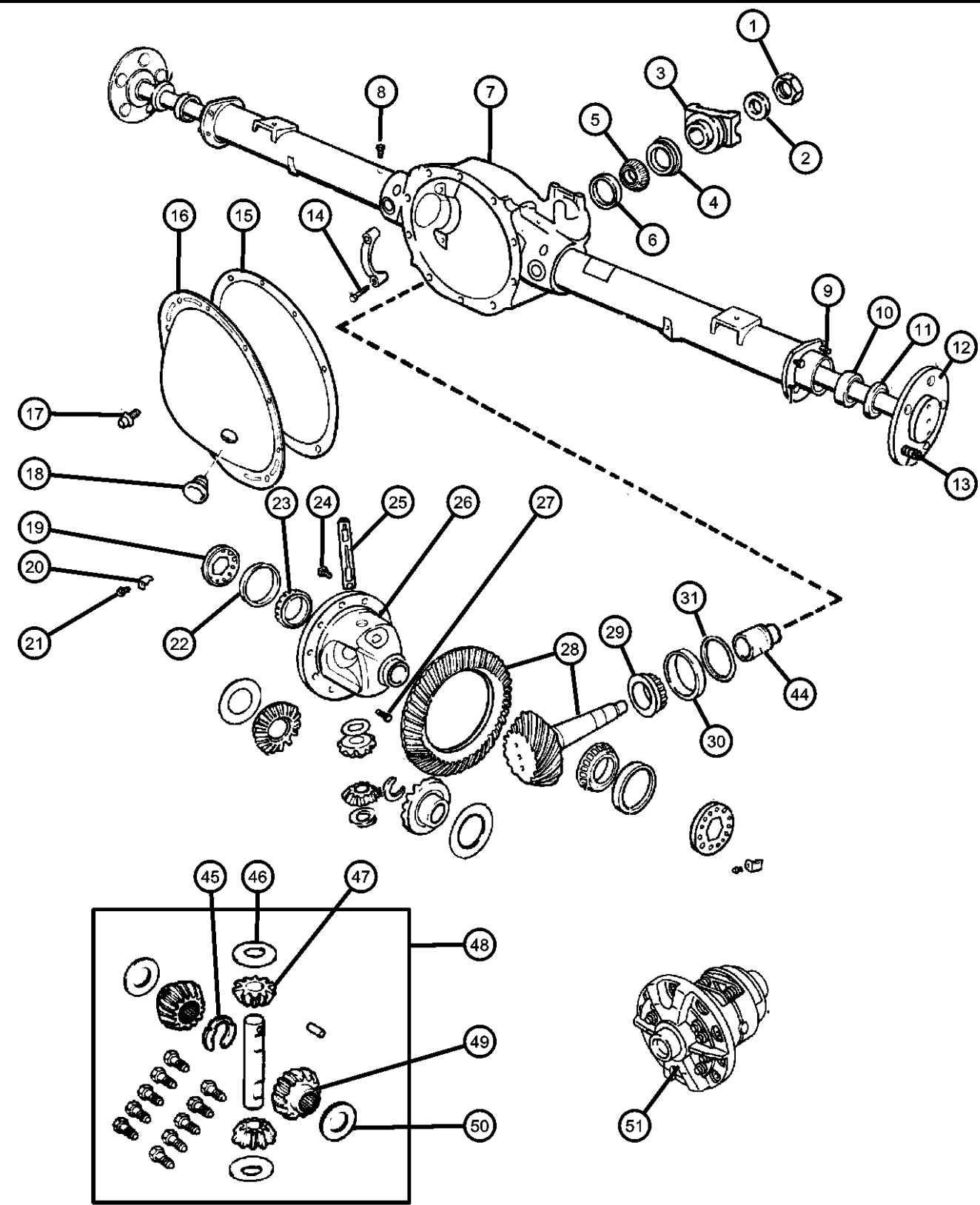
ITEM	PART NUMBER	QTY	LINE	SERIES	BODY	ENGINE	TRANS	TRIM	DESCRIPTION
------	----------------	-----	------	--------	------	--------	-------	------	-------------

Note: Sales Codes;
[DMD]=Axle Ratio - 3.55
[DME]=Axle Ratio - 3.73
[DRK]=Dana 44/226MM Rear Axle
[DRM]=Dana 35C/194MM
[DSA]=Anti-Spin Differential Rear Axle
[495]=Venezuela CKD
[497]=Egypt CKD

1									AXLE, Service Rear
	04797553	1							[DRM,DMD,BGK]
	04797571	1							[DRM,DMD,BGK,DSA]
	04798093	1							[DRM,DME,BGA,DSA]
	04882560	1							[DRM,DME,BGK,DSA]
	05011690AA	1							[DRM,DMD,BGA,DSA]
	05017943AA	1							[DRM,DMD,BGA,DSA,497]
2									AXLE, Service Rear
	05014826AA	1							[DRK,DMD,495] Tag 52068053AB
	05014887AA	1							[DRK,DMD,BGK,DSA,491] Tag 52112041AA
	05014891AA	1							[DRK,DME,BGK,DSA,491] Tag 52112040AA

AR = use ase required - = Non illustrated part

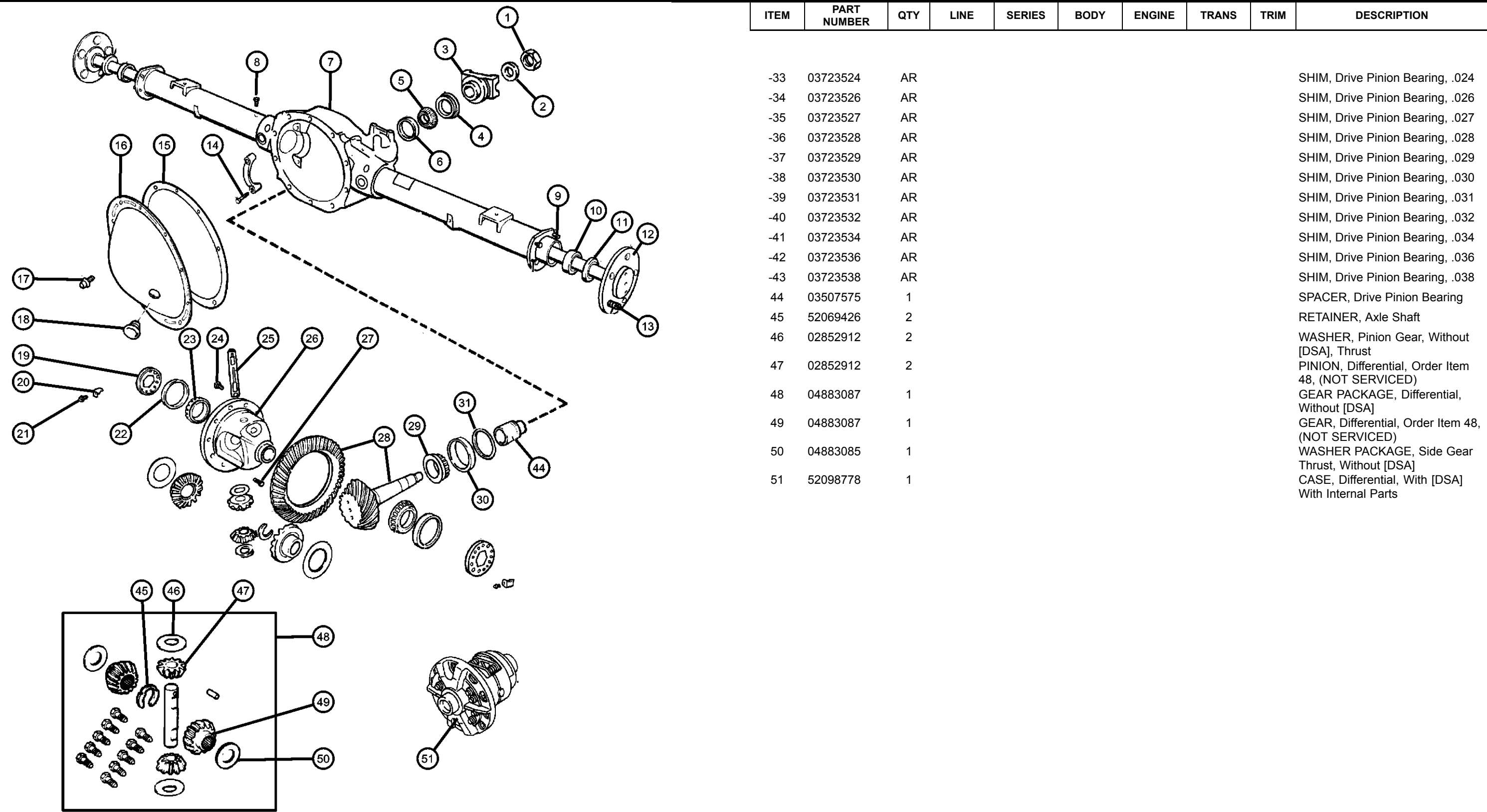
Axle Housing,Rear,With Differential Parts,Corporate 8.25 [DRA]
Figure 3-210



ITEM	PART NUMBER	QTY	LINE	SERIES	BODY	ENGINE	TRANS	TRIM	DESCRIPTION
Note:Sales Codes; [DMD]=3.55 Axle Ratio [DMF]=4.10 Axle Ratio [DRA]=Corporate 8.25 Rear Axle [DSA]= Anti-Spin Differential									
1	06028041	1							NUT, Pinion Yoke
2	02070117	1							WASHER, Pinion Yoke
3	52068839	1							YOKE, Axle
4	52067595	1							SEAL, Drive Pinion
5	02070316	1							BEARING, Drive PinionFront
6	02070317	1							CUP, Pinion BearingFront
7	05011249AA	1							HOUSING, Axle
8	52067508	1							BOLT, Axle Vent
9	03723668	8							STUD, Backing Plate to Axle Housing, Mounting
10	03507898AB	2							BEARING, Wheel
11	52070427AA	2							SEAL, Axle Drive Shaft
12	05018393AA	2							SHAFT, Axle
13	53008135	10							STUD, Hub
14	03432695	4							SCREW, Hex Head, .50-13x2.38
15	05010884AA	1			J, U				SEALANT, RTV
16	03723681AC	1							COVER, Differential
17	06033043	10							SCREW AND WASHER, Hex Flange Head, .312-18x.562
18	52070428AA	1							PLUG, Differential Cover
19	03507876	2							ADJUSTER, Differential Bearing
20	03723859	2							LOCK, Differential Bearing
21	06023092	2							SCREW AND WASHER, Hex Head, .25-20x.50
22	03723569	2							CUP, Differential Side
23	01790541	2							BEARING, Differential
24	04443158	1							SCREW PACKAGE, Axle Drive Gear
25	52069657	1							SHAFT, Differential Pinion, Without [DSA]
26	52098776	1							CASE, Differential, Without [DSA] Without Internal Parts
27	03507724	2							SCREW, Hex Head, .312-18x1.80
28									GEAR KIT, Ring And Pinion
	04720973AB	1							[DMF]
	04856540AC	1							[DMD]
29	02800484	1							BEARING, Drive PinionRear
30	02800485	1							CUP, Pinion BearingRear
31	03723520	AR							SHIM, Drive Pinion Bearing, .020
-32	03723522	AR							SHIM, Drive Pinion Bearing, .022

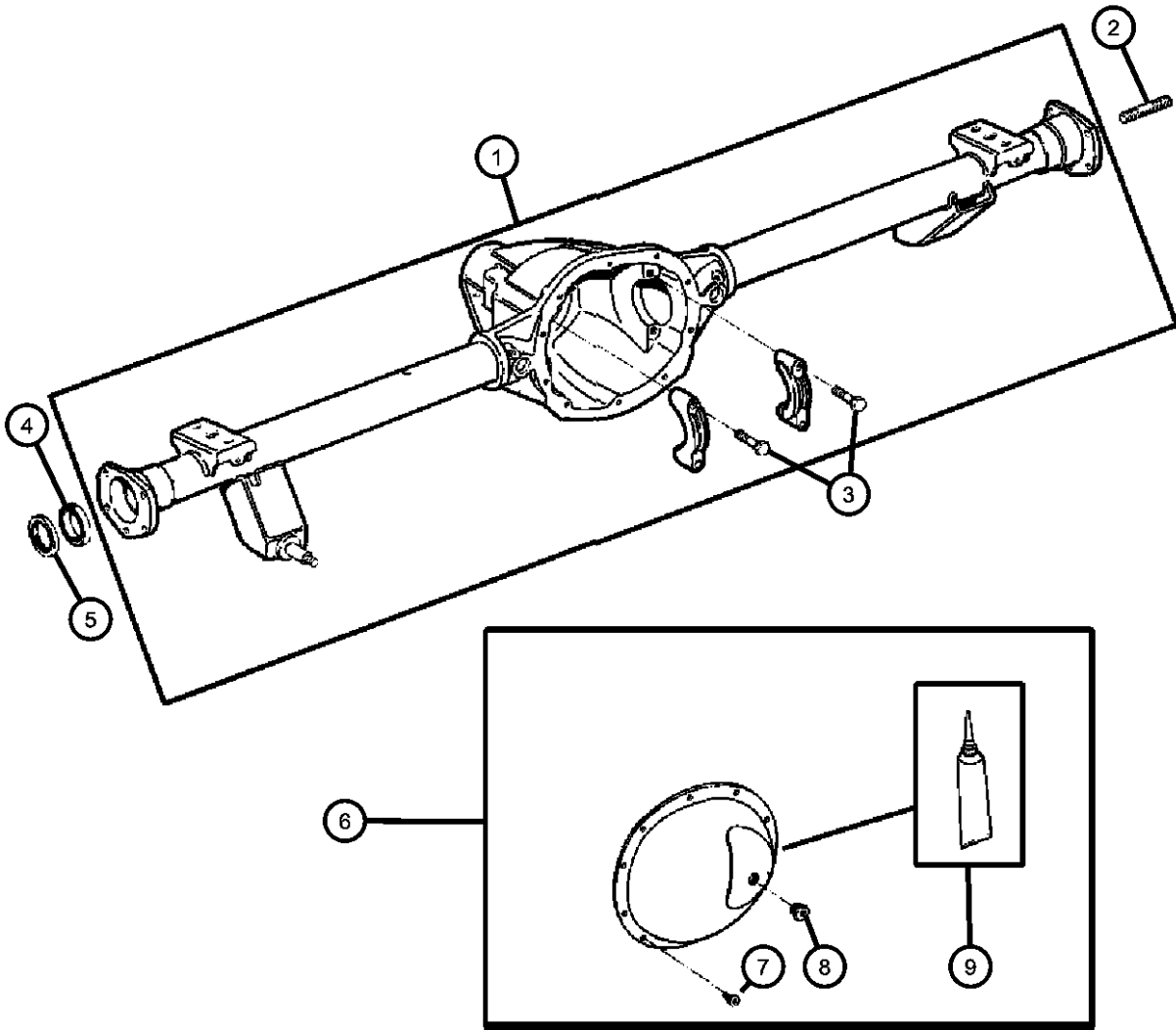
AR = use ase required - = Non illustrated part

Axle Housing,Rear,With Differential Parts,Corporate 8.25 [DRA]
Figure 3-210



AR = use ase required - = Non illustrated part

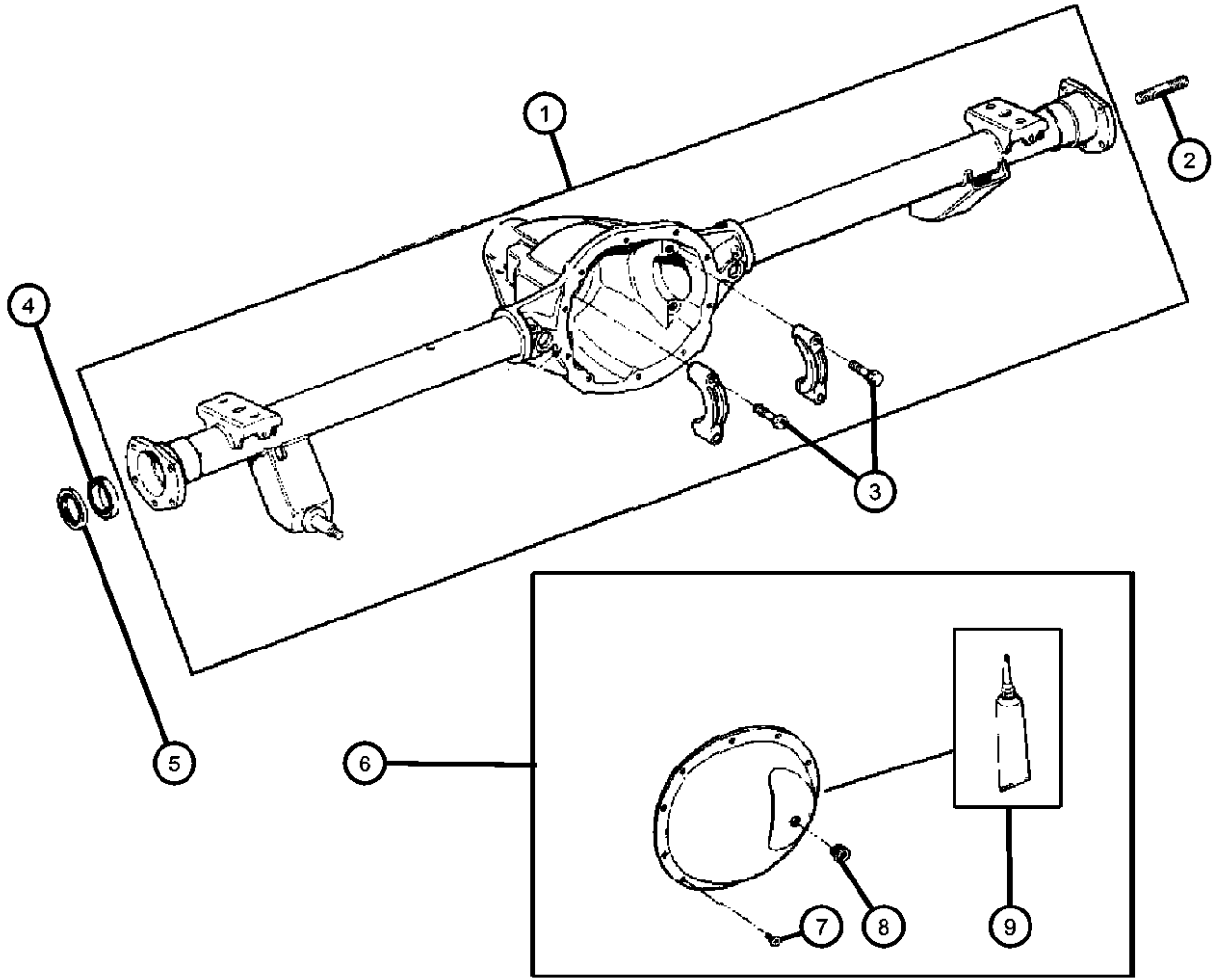
Housing,Rear Axle,Dana 35C/194MM [DRM]
Figure 3-220



ITEM	PART NUMBER	QTY	LINE	SERIES	BODY	ENGINE	TRANS	TRIM	DESCRIPTION
Note Sale Code: [BGA]=Brakes - Power Front Disc/Rear Drum [BGK]=Brakes - 4 Wheel Anti-Lock [DRM]=Axle,Rear,Dana 35C/194MM									
1									HOUSING, Rear Axle
	04636168	1							Gas
	04798092	1							Diesel
2	04897234AA	8							STUD, Backing Plate to Axle Housing, Mounting
3	04897482AB	4							BOLT, Differential
4	J8134586	2							BEARING, Axle ShaftRight or Left
5	04856336	1							SEAL, Axle Drive ShaftRight or Left
6	05252493	1							COVER, Differential
7	J4006708	10							SCREW, Pan Head, .312-18x.56, Differential Cover, Mounting
8	05252504	1							PLUG, Differential Cover
9	05010884AA	1	J, U						SEALANT, RTV

AR = use ase required - = Non illustrated part

Housing,Rear Axle,Dana 44/226MM [DRK]
Figure 3-230



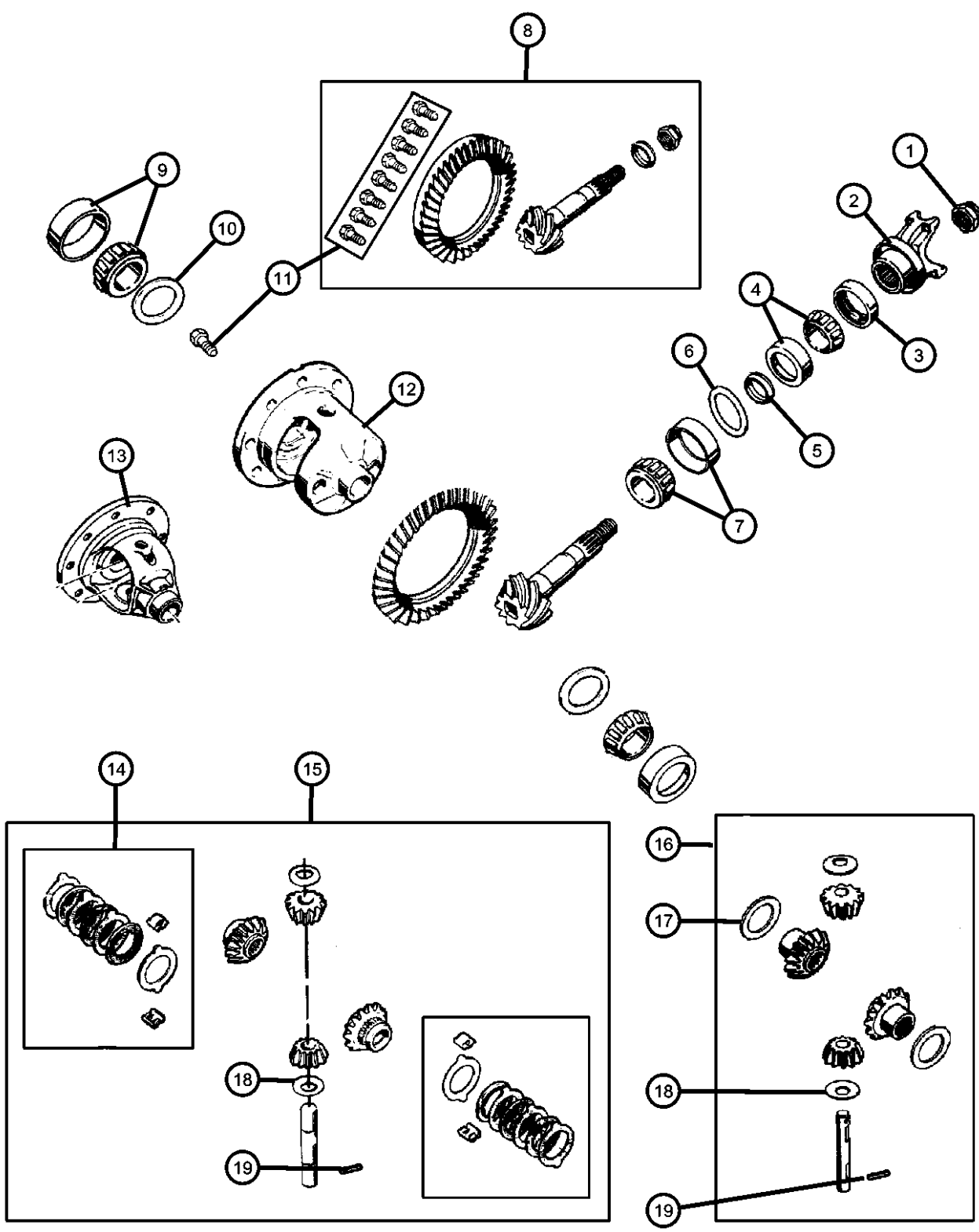
ITEM	PART NUMBER	QTY	LINE	SERIES	BODY	ENGINE	TRANS	TRIM	DESCRIPTION
------	----------------	-----	------	--------	------	--------	-------	------	-------------

Note:Sales Codes;
[DRK]=Dana 44/225MM Rear Axle
[DMD]=Axle Ratio-3.55
[DME]=Axle Ratio-3.73
[491]=Argentina CKD
[495]=Venezuela CKD

1									HOUSING, Rear Axle
	05014818AA	1							[DMD,495]
	05014886AA	1							[DMD,491]
	05014890AA	1							[DME,491]
2									STUD
	04897234AA	8							[491] Backing Plate to Axle Housing
	J0994313	8							[495] Backing Plate to Axle Housing, Mounting
3	05003648AA	4							BOLT, Differential, [491,495], Mounting
4									BEARING, Axle Shaft
	83503064	2							[495]
	J8134586	2							[491]
5									SEAL, Axle Drive Shaft
	04856336	2							[491]
	83503063	2							[495]
6									COVER, Differential
	04856347	1							[491]
	05014821AA	1							[495]
7	J4006708	10							SCREW, Pan Head, .312-18x.56, [491,495] Differential Cover, Mounting
8									PLUG, Differential Cover
	05252504	1							[491]
	J4004751	1							[495]
9	05010884AA	1							SEALANT, RTV, [491,495]

AR = use ase required - = Non illustrated part

Differential,With and Without Trac-Lok [DSA] Dana 35C/194MM [DRM]
Figure 3-240



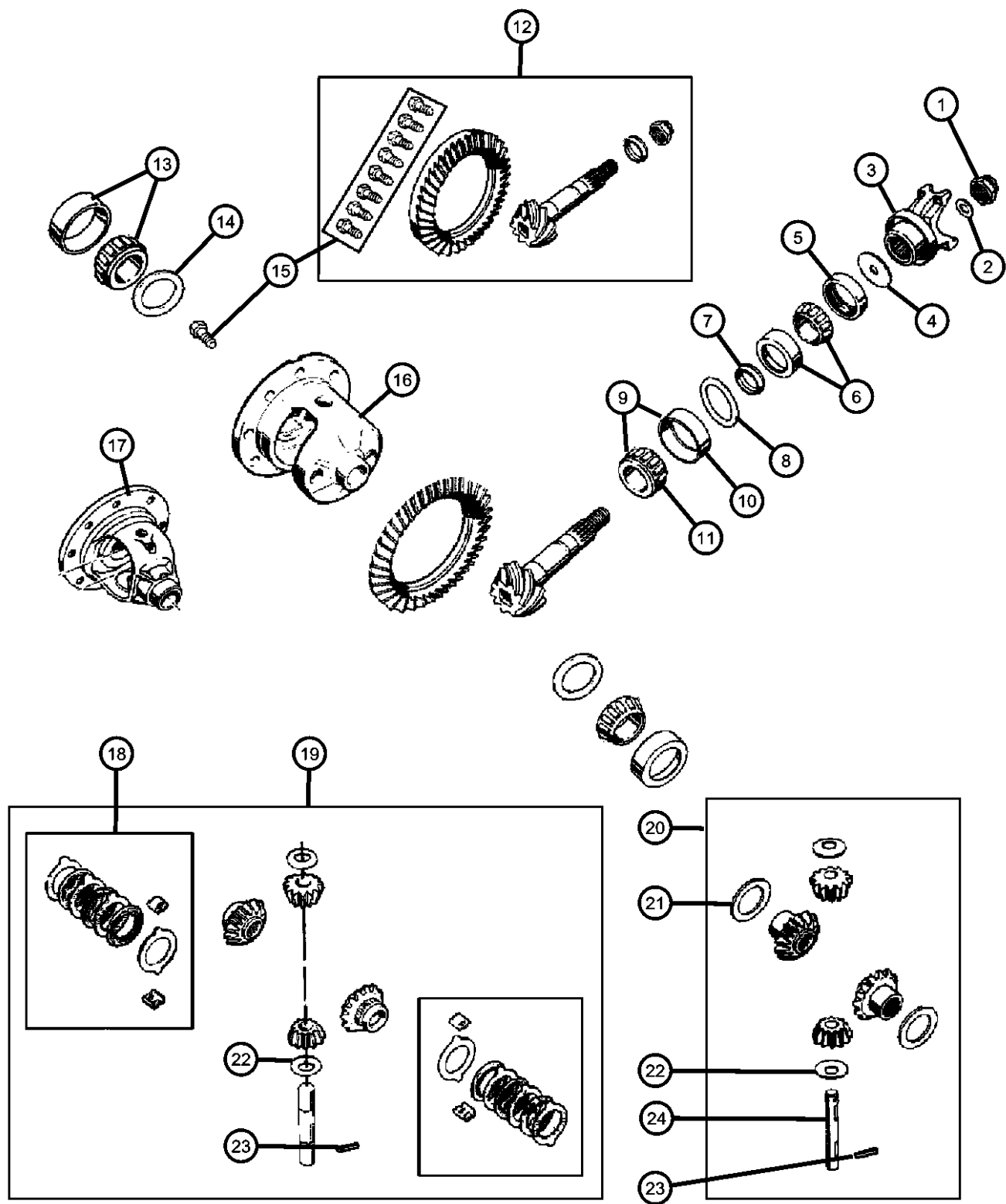
ITEM	PART NUMBER	QTY	LINE	SERIES	BODY	ENGINE	TRANS	TRIM	DESCRIPTION
------	-------------	-----	------	--------	------	--------	-------	------	-------------

Note Sale Code:
[DMD]=Axle Ratio-3.55
[DME]=Axle Ratio-3.73
[DSA]=Axle - Anti-Spin Differential
[DRK]=Axle,Rear, Dana 44/226MM
[DRM]=Axle,Rear,Dana 35C/194MM

1	04720895	1							NUT, Pinion Yoke
2									YOKE, Axle
	04746835	1							[DME]
	04797552	1							[DMD]
3	83504946	1							SEAL, Drive Pinion
4	05252508	1							BEARING, Drive Pinion, Bearing and Cup, Front
5	J3175779	1							SPACER, Drive Pinion Bearing, Crush
6	04720922	1							SHIM KIT, Pinion Shaft
7	05252507	1							BEARING, Drive Pinion, Bearing and Cup, Rear
8									GEAR KIT, Ring And Pinion
	04761676	1							[DMD]
	04761678	1							[DME]
9	J8126500	1							BEARING, Differential, Consists of 2 Bearings and 2 Cups
10	83503004	1							SHIM KIT, Differential
11	04720891	1							BOLT KIT
12	05252496	1							CASE, Differential, With [DSA] Includes 11,15
13	04740834	1							CASE, Differential, Without [DSA] Includes 11,16
14	05252506	1							DISC AND PLATE KIT, Differential, With [DSA]
15	04773010	1							GEAR KIT, Center Differential, With [DSA]
16	04740670	1							GEAR KIT, Center Differential, Without [DSA]
17	J8120832	2							WASHER, Side Gear, Without [DSA], Thrust
18	J8120831	2							WASHER, Pinion Gear, With or Without [DSA], Thrust
19	05252502	1							PIN, Differential Shaft, With or Without [DSA]

AR = use ase required - = Non illustrated part

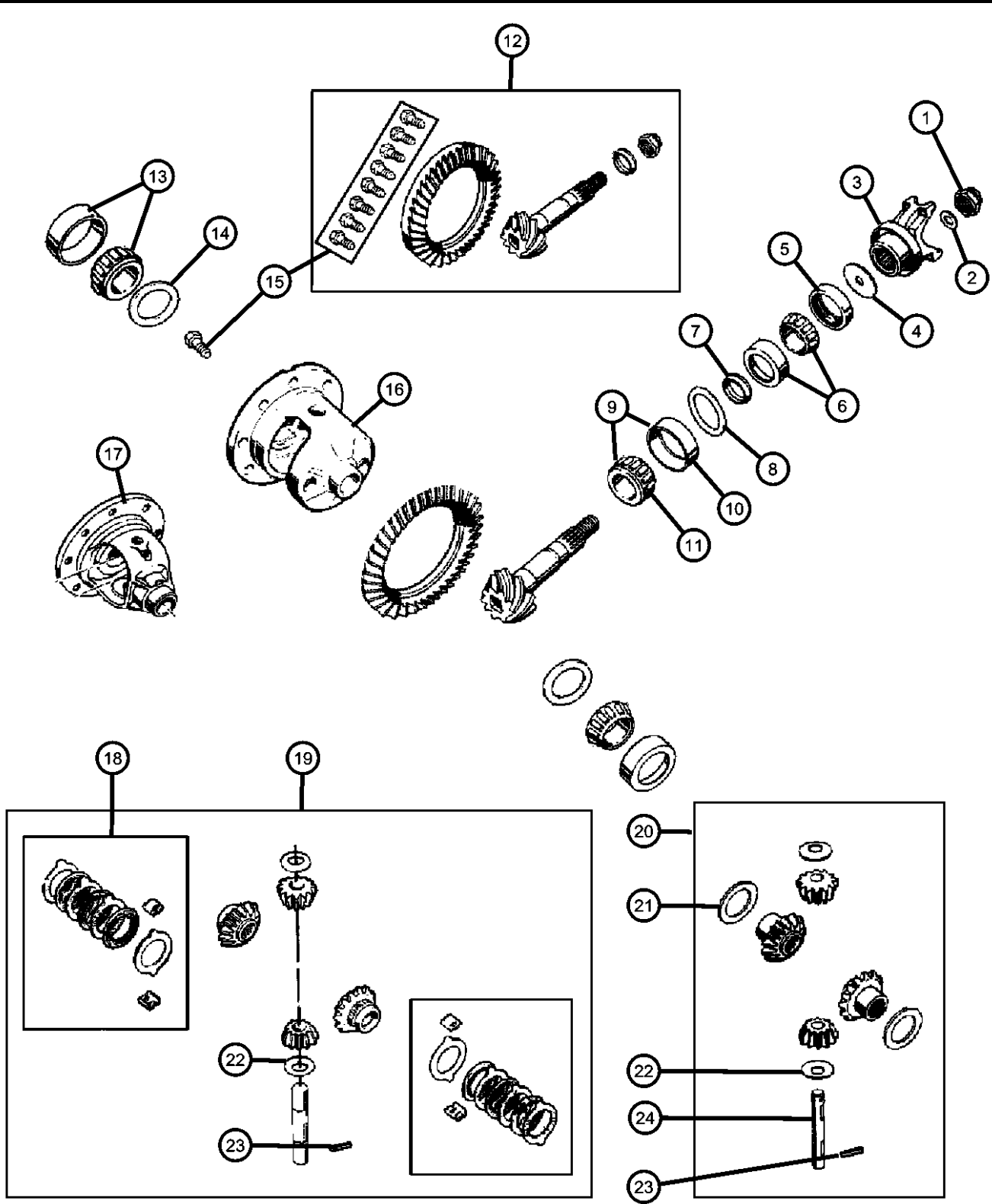
Differential,With and Without Trac-Lok [DSA] Dana 44/226MM [DRK]
Figure 3-250



ITEM	PART NUMBER	QTY	LINE	SERIES	BODY	ENGINE	TRANS	TRIM	DESCRIPTION
Note Sale Code: [DMD]=Axle Ratio-3.55 [DME]=Axle Ratio-3.73 [DSA]=Axle - Anti-Spin Differential [DRK]=Axle,Rear, Dana 44/226MM									
1									NUT, Pinion Yoke
	01791575	1							[495]
	01795173	1							[491]
2									WASHER, Pinion Yoke
	01791576	1							[495]
	01795175	1							[491]
3									YOKE, Axle
	05012777AA	1							[491]
	05014817AA	1							[495]
4									SLINGER, Drive Pinion
	04031974	1							[495]
	04746867	1							[491]
5									SEAL, Drive Pinion
	04384188	1							[491]
	05014822AA	1							[495]
6									BEARING, Drive Pinion
	04864210	1							[491] Bearing and Cup, Front
	J8124052	1							[495] Bearing and Cup, Front
7									SPACER, Drive Pinion Bearing
	04746771	1							[495]
	04864214	1							[491]
8									SHIM KIT, Pinion Shaft
	04856368	1							[491] .035 to .039
	04856369	1							[491] .040 to .044
	04856370	1							[491] .045 to .049
	04856371	1							[491] .050 to .054
	J8129221	1							[495]
9	04746979	1							BEARING, Drive Pinion, [491]
10	00698413	1							Bearing and Cup, Rear
11	J0807266	1							CUP, Pinion Bearing, [495], Rear
12									BEARING, Drive Pinion, [495], Rear
									GEAR KIT, Ring And Pinion
	04137749	1							[DMD,495]
	04856346	1							[DME,491]
	04856362	1							[DMD,491]
13									BEARING, Differential
	04746733	1							[495] Consists of 2 Bearings and 2 Cups

AR = use ase required - = Non illustrated part

Differential,With and Without Trac-Lok [DSA] Dana 44/226MM [DRK]
Figure 3-250

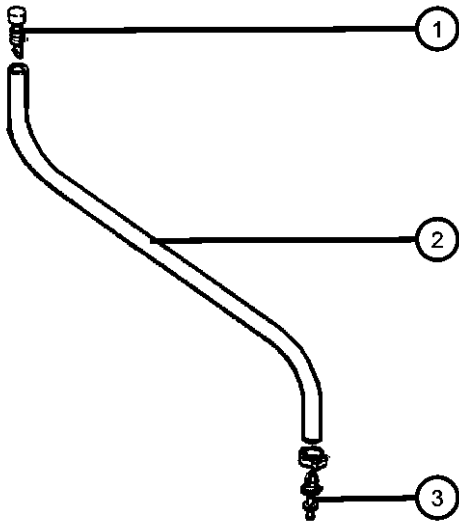


ITEM	PART NUMBER	QTY	LINE	SERIES	BODY	ENGINE	TRANS	TRIM	DESCRIPTION
14	04864213	1							[491] Consists of 2 Bearings and 2 Cups
									SHIM KIT, Differential
	05013879AA	1							[491] 0.111" To 0.119"
	05013880AA	1							[491] 0.121" To 0.125"
	05013881AA	1							[491] 0.126" To 0.130"
	05013882AA	1							[491] 0.131" To 0.135"
	05013883AA	1							[491] 0.136" To 0.140"
	05013884AA	1							[491] 0.141" To 0.145"
	05013885AA	1							[491] 0.147" To 0.155"
	J8129222	1							[495]
15	04720891	1							BOLT KIT, [491,495]
16	04856355	1							CASE, Differential, With [DSA]
									Includes 19
17	05014819AA	1							CASE, Differential, Without [DSA]
									Includes 20
18	04626720	1							DISC AND PLATE KIT, Differential, With [DSA]
19	04856372	1							GEAR KIT, Center Differential, With [DSA]
20	05014820AA	1							GEAR KIT, Center Differential, Without [DSA]
21	03491680	2							WASHER, Side Gear, Without [DSA]
22	01791561	2							WASHER, Pinion Gear, Without [DSA], Thrust
23									PIN, Differential Shaft
	01791563	1							Without [DSA]
	05015223AA	1							With [DSA]
24	01935851	1							SHAFT, Differential, Without [DSA]

AR = use ase required - = Non illustrated part

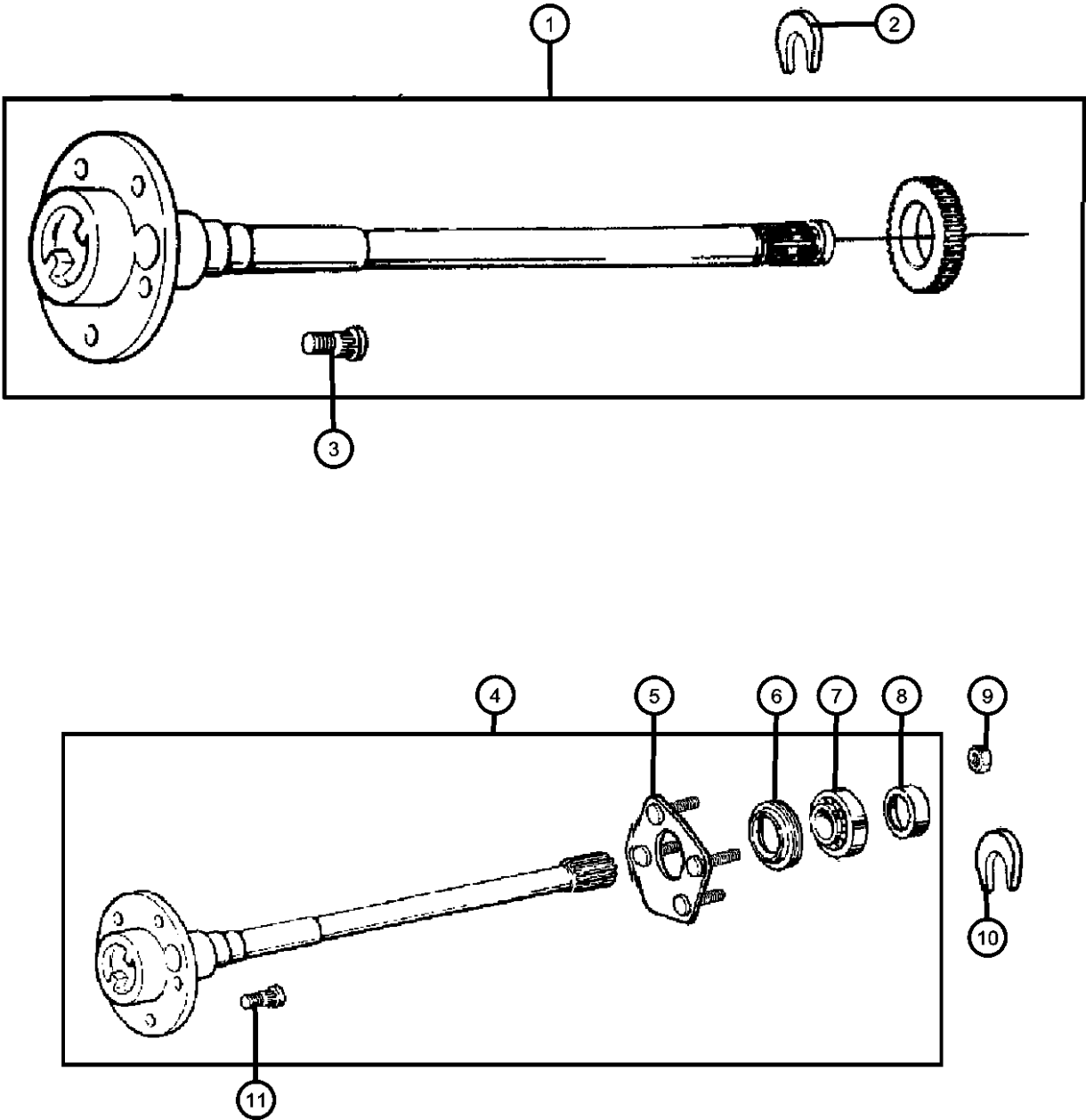
Vent,Rear Axle
Figure 3-310

ITEM	PART NUMBER	QTY	LINE	SERIES	BODY	ENGINE	TRANS	TRIM	DESCRIPTION
1	J5352955	1	J, U						VENT, Axle
2	04443176	1							HOSE, Fuel, .31 I.D. 50 Foot Roll
3	52067508	1							BOLT, Axle Vent



AR = use ase required - = Non illustrated part

Shaft,Rear Axle,Dana 35 and Dana 44
Figure 3-410



ITEM	PART NUMBER	QTY	LINE	SERIES	BODY	ENGINE	TRANS	TRIM	DESCRIPTION
1	04713192	1							SHAFT, Axle [DRM], Right
	04713193	1							[DRM], Left
2	05252505	2							RETAINER, Axle Shaft, [DRM], Right or Left
3	05011312AA	10							STUD, Hub, [DRM], Right or Left
4	05014824AA	1							SHAFT, Axle [DRK,495], Right
	05014825AA	1							[DRK,495], Left
	05014888AA	1							[DRK,491], Right
	05014889AA	1							[DRK,491], Left
5	05014823AA	1							RETAINER, Axle Shaft Seal, [DRK,495], Right or Left
6	04856336	2							SEAL, Axle Drive Shaft [DRK,491]
	83503063	2							[DRK,495]
7	83503064	2							BEARING, Axle Shaft [DRK,495]
	J8134586	2							[DRK,491]
8	83503077	1							RING, Axle Shaft, [DRK,495], Right or Left
9	J9411783	8							NUT, [DRK,491,495], Right or Left
10	04856344	1							RETAINER, Axle Shaft, [DRK,491], Right or Left
11	05011312AA	5							STUD, Hub, [DRK,491,495], Right or Left

AR = use ase required - = Non illustrated part

Group - 4

Parking Brake


Group - 4 Parking Brake

Illustration Title

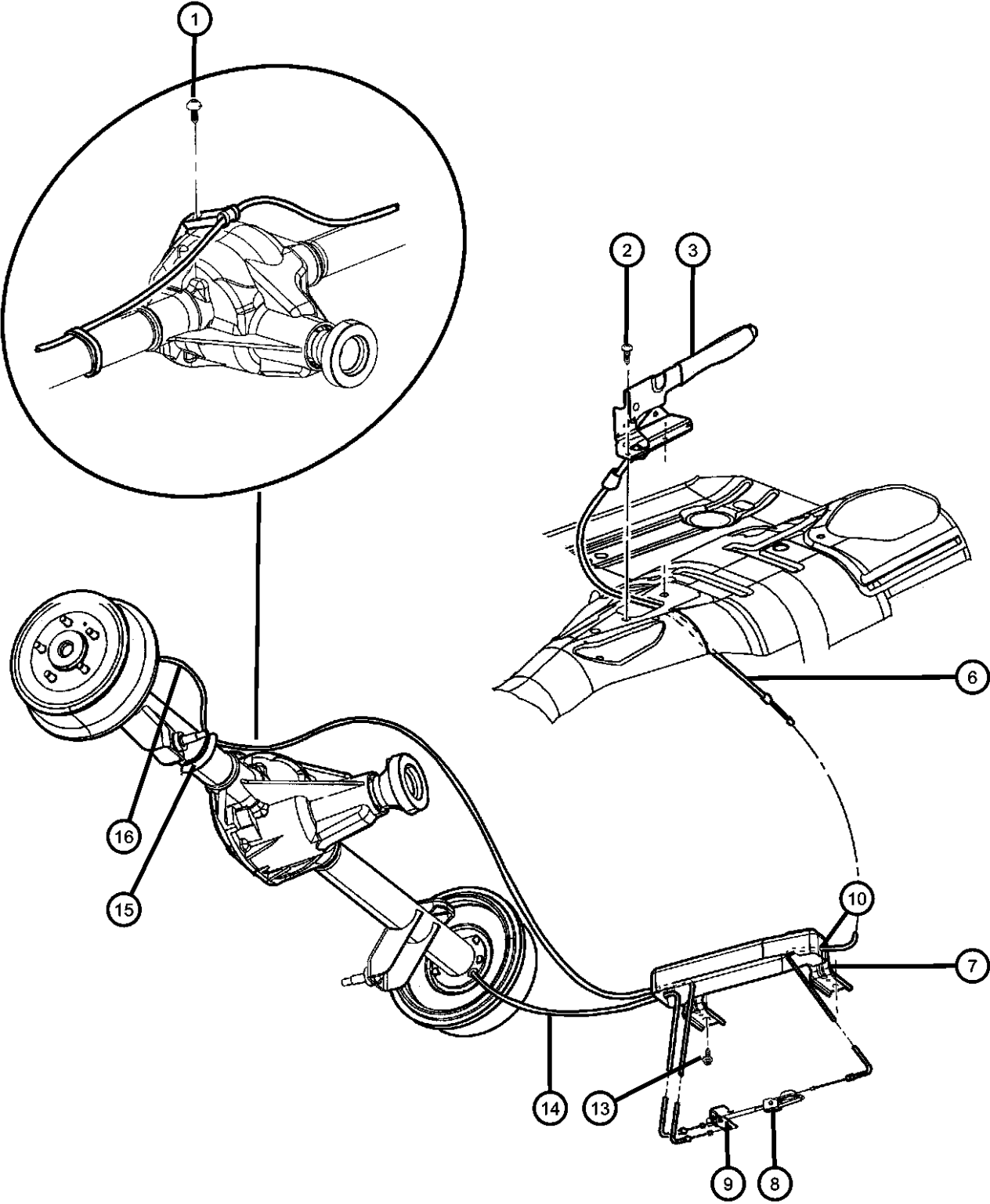
Group-Fig. No.

Parking Brake Lever and Cables

Park Brake Lever Assembly and Cables Fig. 4 - 110

<div><div>004-100</div><div>Parking Brake Lever and Cables</div><div></div></div>			
--	--	--	--

Park Brake Lever Assembly and Cables
Figure 4-110



ITEM	PART NUMBER	QTY	LINE	SERIES	BODY	ENGINE	TRANS	TRIM	DESCRIPTION
1	05011312AA	5							SCREW AND LOCK WASHER, Hex Head, .25-20x.625, (NOT SERVICED)
2	06101780	3							SCREW, M6x1x25, Park Brake Lever, Mounting
3	52078943	1							LEVER, Park Brake
-4	52127960	1							SWITCH, Parking Brake
-5	52078012	1							CLIP, Parking Brake Cable, Park Brake Lever to Tensioner
6	52128164	1							CABLE, Parking BrakeFront
7	52128172	1							BRACKET, Parking Brake, Park Brake Cable Support
8	52128185	1							ADJUSTER, Parking Brake Cable
9	04423264	1							EQUALIZER, Parking Brake Cable
10	04423735	1							WASHER, Teflon, ID=.380 /OD=.760/THK=.025, Adjusting
-11	00274865	1							SPACER, Parking Brake
-12	06030607	1							NUT, Hex Flange Lock, .312-18
13	06100582	2							BOLT AND CONED WASHER, Hex Head, M8x20x20, Park Brake Cable Support Bracket, Mounting
14	52128073	1							CABLE, Parking BrakeLeft Rear
15	52007800	1							CLIP, Brake Tube
16	52128072AD	1							CABLE, Parking BrakeRight Rear
-17	52128235AA	1							BRACKET, Brake Cable Guide

AR = use ase required - = Non illustrated part

Group - 5

Service Brakes

Group - 5 Service Brakes

Illustration Title Group-Fig. No.

Front Brakes	
Brakes,Front.....	Fig. 5 - 110

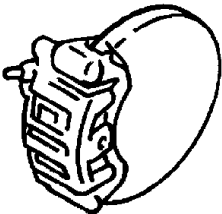
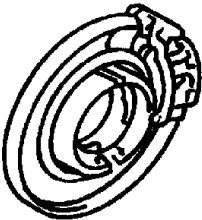
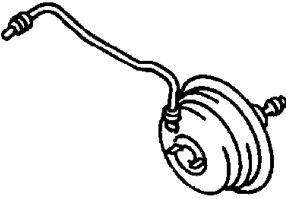

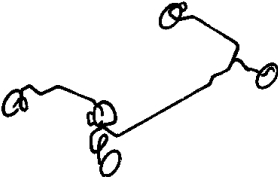

Rear Brakes	
Brakes,Rear,9 Inches X 2.5 Inches	Fig. 5 - 210

Power Brake Booster	
Power Brake Booster	Fig. 5 - 310

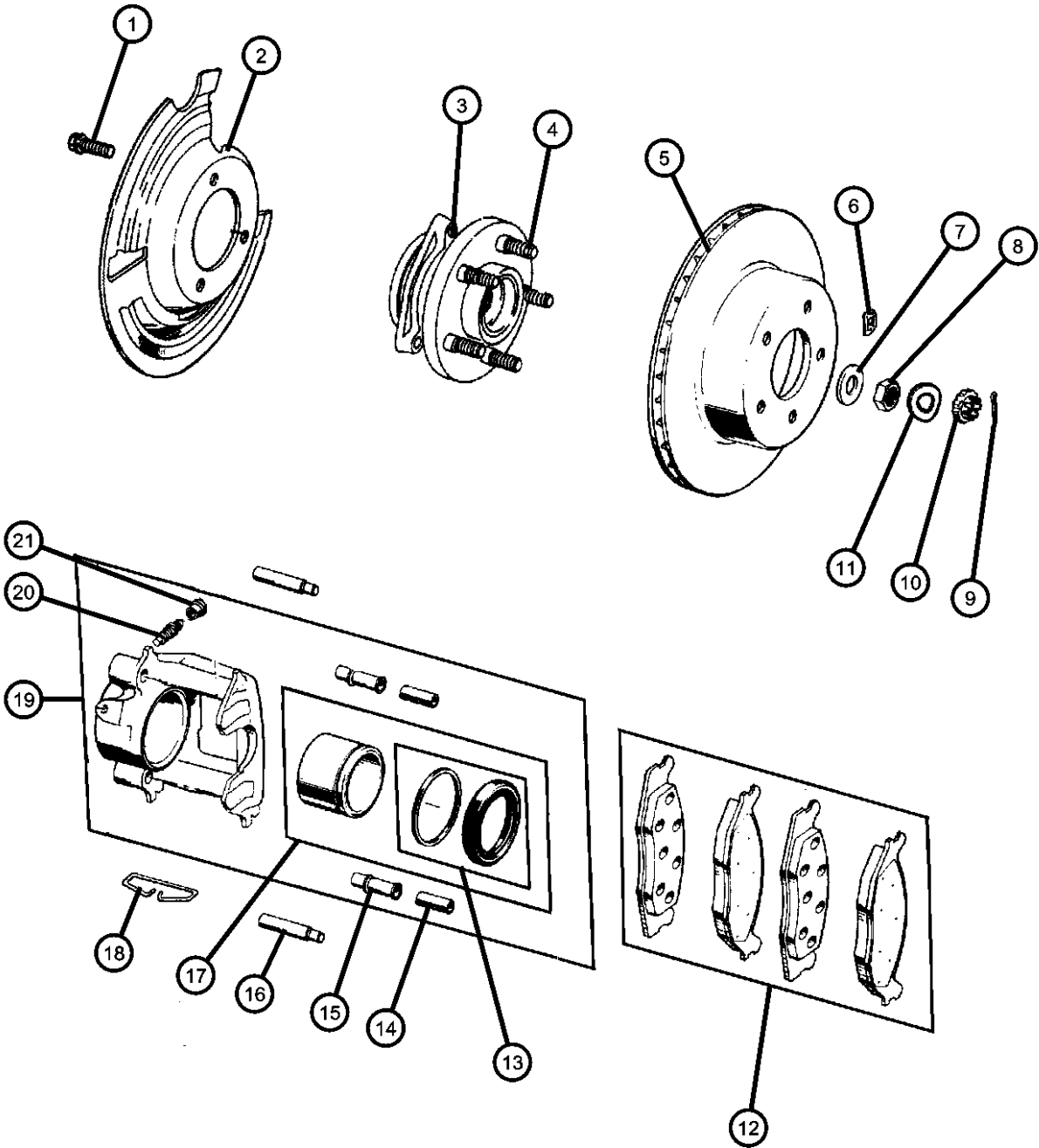
Brake Master Cylinder	
Master Cylinder.....	Fig. 5 - 410

Brake Lines and Hoses	
Hydraulic Control Unit.....	Fig. 5 - 510
Brake Lines and Hoses,Front,LHD,Without Anti-Lock Brakes.....	Fig. 5 - 520
Brake Lines and Hoses,Front,RHD,Without Anti-Lock Brakes	Fig. 5 - 530
Brake Lines and Hoses,Front,LHD,RHD,With Anti-Lock Brake	Fig. 5 - 540
Brake Lines and Hoses, Rear	Fig. 5 - 550

Brake Pedals	
Brake Pedal.....	Fig. 5 - 610

<div>005-100 Front Brakes</div> <div></div>	<div>005-200 Rear Brakes</div> <div></div>	<div>005-300 Power Brake Booster</div> <div></div>	<div>005-400 Brake Master Cylinder</div> <div></div>
<div>005-500 Brake Lines and Hoses</div> <div></div>	<div>005-600 Brake Pedals</div> <div></div>		

Brakes,Front
Figure 5-110



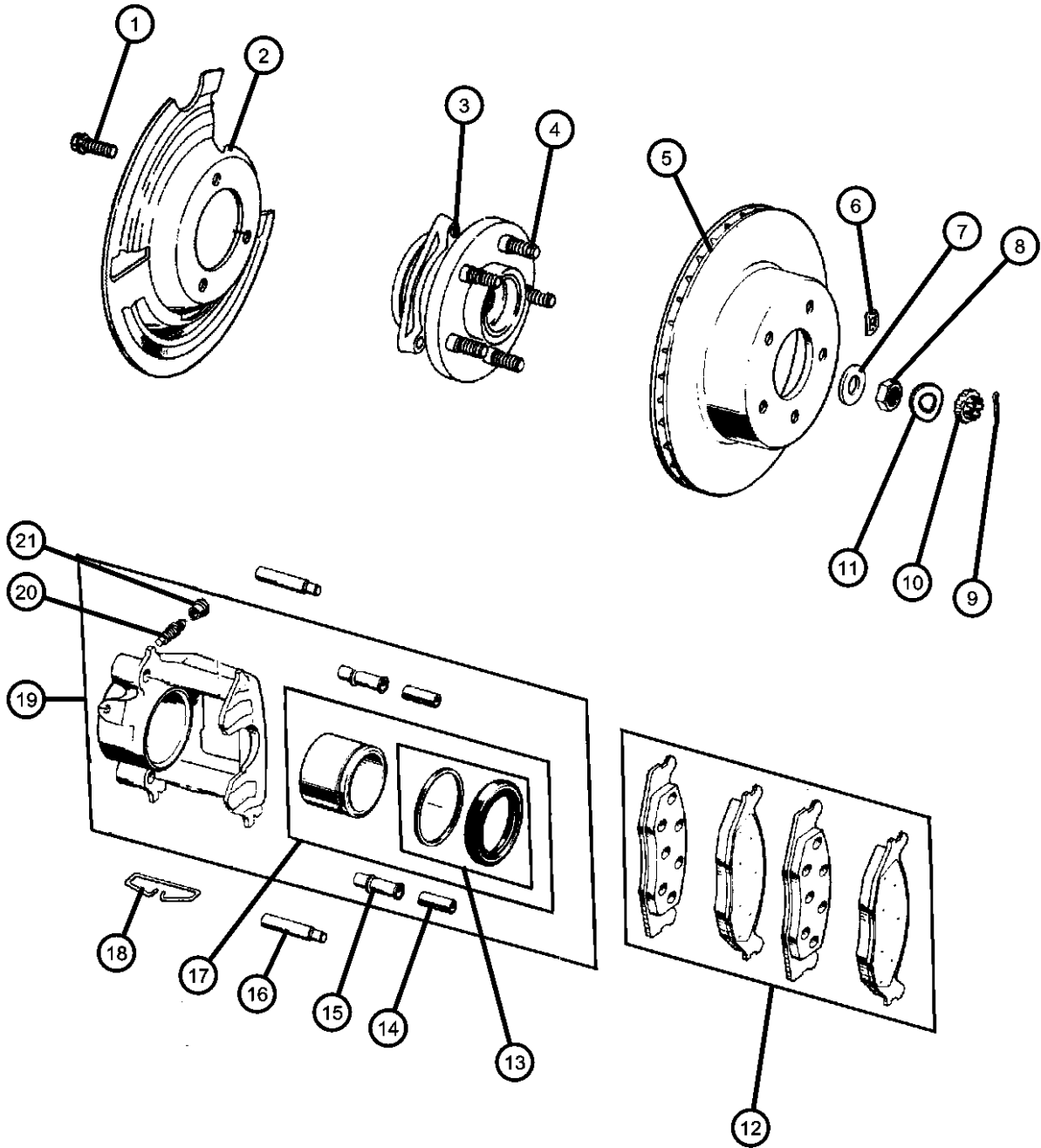
ITEM	PART NUMBER	QTY	LINE	SERIES	BODY	ENGINE	TRANS	TRIM	DESCRIPTION
------	-------------	-----	------	--------	------	--------	-------	------	-------------

Note:Composite Rotors,Hub and Bearings,Studs will DEFINITELY NOT interchange with Full Cast Rotors,Hub and Bearings and Studs.—EP0=2.

1	34201535	6	U		74				BOLT
		6	J						Knuckle to Hub and Bearing, Mounting
		6	T		74				Knuckle to Hub and Bearing, Mounting
2	52005476	1	J						SHIELD, Brake
		1	U		74				Right
		1	T		74				Right
	52005477	1	J						Left
		1	U		74				Left
		1	T		74				Left
3	05016458AA	2	J						HUB AND BEARING, Brake
		2	U		74				Full Cast Rotor [1999]
		2	T		74				Full Cast Rotor [1999]
	53007449AB	2	U		74				Full Cast Rotor [1999]
		2	J						Composite Rotor [1997-1999]
		2	T		74				Composite Rotor [1997-1999]
4	06036194AA	10	J						STUD, Hub
		10	U		74				Full Cast Rotor [1999]
		10	T		74				Full Cast Rotor [1999]
	53007463	10	J						Full Cast Rotor [1999]
		10	U		74				Composite Rotor [1997-1999]
		10	T		74				Composite Rotor [1997-1999]
5	52008440	2	U		74				ROTOR, Brake
									Composite Rotor [1997-1999]
									Mopar V-Line Alternative Brake Rotors
	V5015965	2	J						Composite Rotor [1997-1999]
									Mopar V-Line Alternative Brake Rotors
									Composite Rotor [1997-1999]
	V5015965	2	T		74				Composite Rotor [1997-1999]
									Mopar V-Line Alternative Brake Rotors
									Composite Rotor [1997-1999]
	52008440AB	2	J						Full Cast Rotor [1999]
									Make It Ceramic Brake Kit (w/Cast Rotors)
	VCCA6434								Mopar V-Line Alternative Brake Rotors
									Make It New Brake Kits (w/Cast Rotors)

AR = use ase required - = Non illustrated part

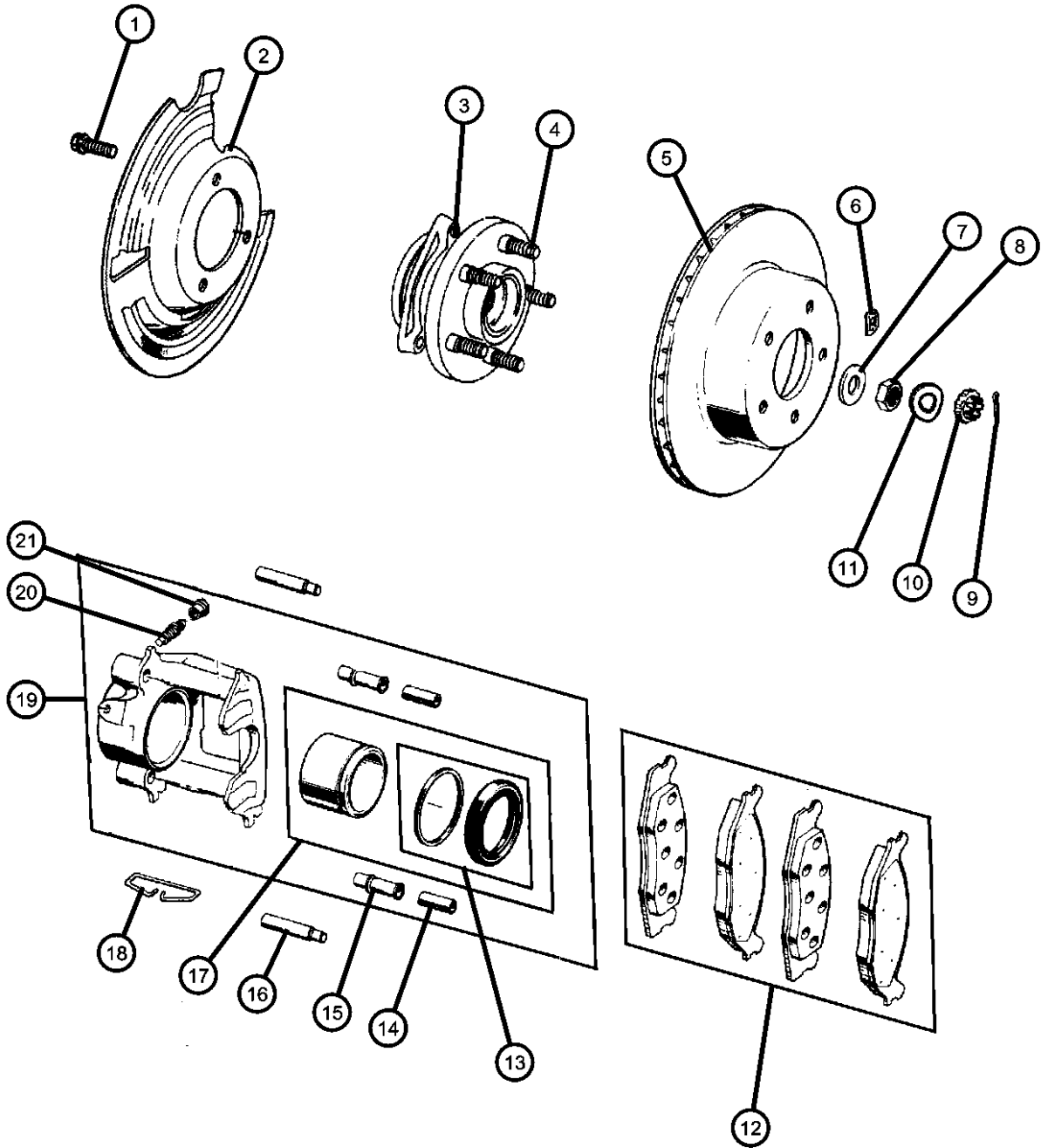
Brakes,Front
Figure 5-110



ITEM	PART NUMBER	QTY	LINE	SERIES	BODY	ENGINE	TRANS	TRIM	DESCRIPTION
	V5016434	2	U		74				Mopar V-Line Alternative Part Full Cast Rotor [1999]
	VCCA6434								Make It Ceramic Brake Kit (w/Cast Rotors)
	V5016434AB								Mopar V-Line Alternative Brake Rotors
	VXJ16434								Make It New Brake Kits (w/Cast Rotors)
	V5016434	2	T		74				Mopar V-Line Alternative Part Full Cast Rotor [1999]
	VCCA6434								Make It Ceramic Brake Kit (w/Cast Rotors)
	V5016434AB								Mopar V-Line Alternative Brake Rotors
	VXJ16434								Make It New Brake Kits (w/Cast Rotors)
	V5016434								Mopar V-Line Alternative Part
6	06026430	4							NUT, Push
7	J4200096	2	U		74				WASHER, Flat
		2	J						
		2	T		74				
8	J4200095	2	U		74				NUT, Hex
		2	J						
		2	T		74				
9	11010069	2	U		74				PIN, Cotter, M4x40.00
		2	J						
		2	T		74				
10	J4200097	2	U		74				RETAINER, Hub Nut
		2	J						
		2	T		74				
11	04740749	2	J						WASHER, Wave
		2	U		74				
		2	T		74				
12	04778058	1	U		74				PAD KIT, Front Disc Brake
	V1010058AB								Mopar V-Line Alternative Part
	VXJ15965								Make It New Brake Kits (w/Composite Rotors)
	VCXJ5965								Make It Ceramic Brake Kit (w/Composite Rotors)

AR = use ase required - = Non illustrated part

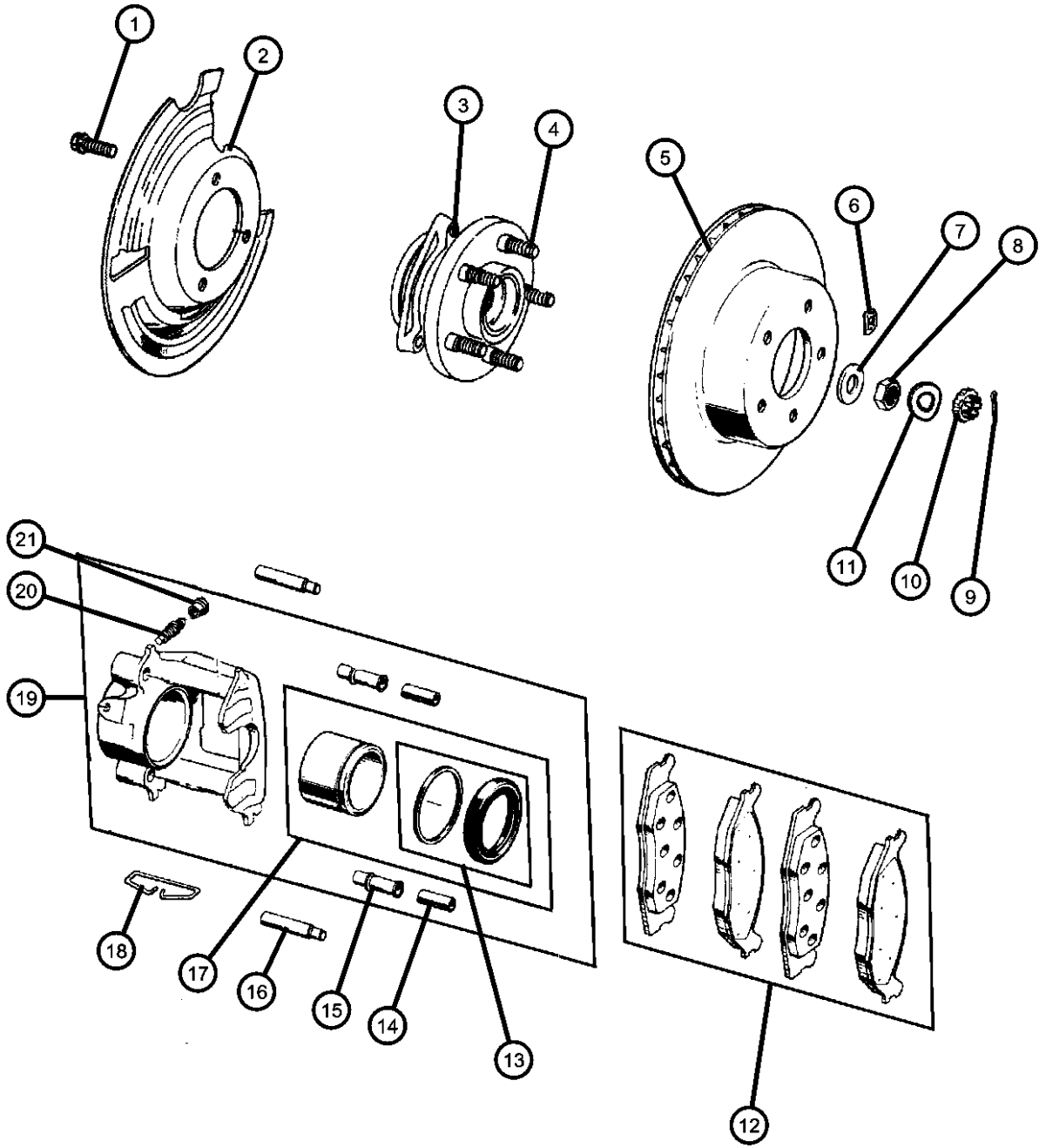
Brakes,Front
Figure 5-110



ITEM	PART NUMBER	QTY	LINE	SERIES	BODY	ENGINE	TRANS	TRIM	DESCRIPTION
	V3010058								Mopar V-Line Alternative Part Ceramic
	V1010058AB	1	J						Mopar V-Line Alternative Part
	VXJ15965								Make It New Brake Kits (w/Composite Rotors)
	VCXJ5965								Make It Ceramic Brake Kit (w/Composite Rotors)
	V3010058								Mopar V-Line Alternative Part Ceramic
	V1010058AB	1	T		74				Mopar V-Line Alternative Part
	VXJ15965								Make It New Brake Kits (w/Composite Rotors)
	VCXJ5965								Make It Ceramic Brake Kit (w/Composite Rotors)
	V3010058								Mopar V-Line Alternative Part Ceramic
13	J8133852	1	U		74				BOOT AND SEAL, Disc Brake
		1	J						
		1	T		74				
14	04383471	2	J						BUSHING, Disc Brake Caliper
		2	T		74				
		1	U		74				
15	04423573	2	U		74				SLEEVE, Disc Brake Caliper
		2	J						
		2	T		74				
16	05253000	4	U		74				PIN, Caliper
		4	J						
		4	T		74				
17	05252614	1	U		74				PISTON, Brake
		1	J						
		1	T		74				
18	J3239865	2	U		74				CLIP, Brake Caliper
		2	J						
		2	T		74				
19	05252984	1	U		74				CALIPER, Disc Brake Right

AR = use ase required - = Non illustrated part

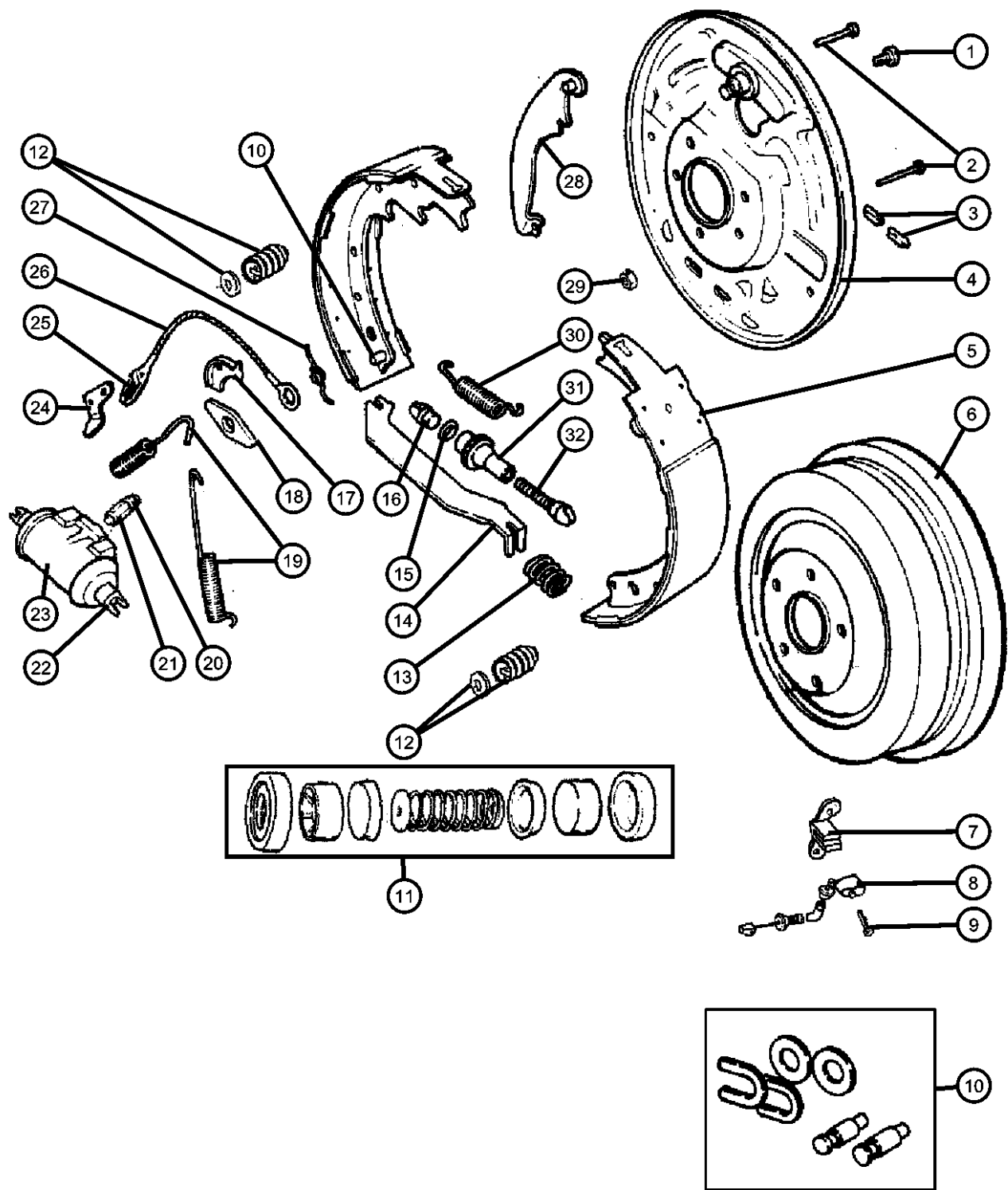
Brakes,Front
Figure 5-110



ITEM	PART NUMBER	QTY	LINE	SERIES	BODY	ENGINE	TRANS	TRIM	DESCRIPTION
	R5252984 VK298584AA	1	J						Mopar Remanufactured Part Mopar Loaded Brake Caliper Kit (2 Calipers, Brake Friction) Right
	R5252984 VK298584AA	1	T		74				Mopar Remanufactured Part Mopar Loaded Brake Caliper Kit (2 Calipers, Brake Friction) Right
	R5252984 VK298584AA	1	U		74				Mopar Remanufactured Part Mopar Loaded Brake Caliper Kit (2 Calipers, Brake Friction) Left
	05252985 R5252985 VK298584AA	1	J						Mopar Remanufactured Part Mopar Loaded Brake Caliper Kit (2 Calipers, Brake Friction) Left
	R5252985 VK298584AA	1	T		74				Mopar Remanufactured Part Mopar Loaded Brake Caliper Kit (2 Calipers, Brake Friction) Left
20	R5252985 VK298584AA	1	U		74				Mopar Remanufactured Part Mopar Loaded Brake Caliper Kit (2 Calipers, Brake Friction) SCREW, Bleeder
	J3203313	1	J		74				
		1	T		74				
21	04238717	1	J						CAP, Bleeder
		1	U		74				
		1	T		74				

AR = use ase required - = Non illustrated part

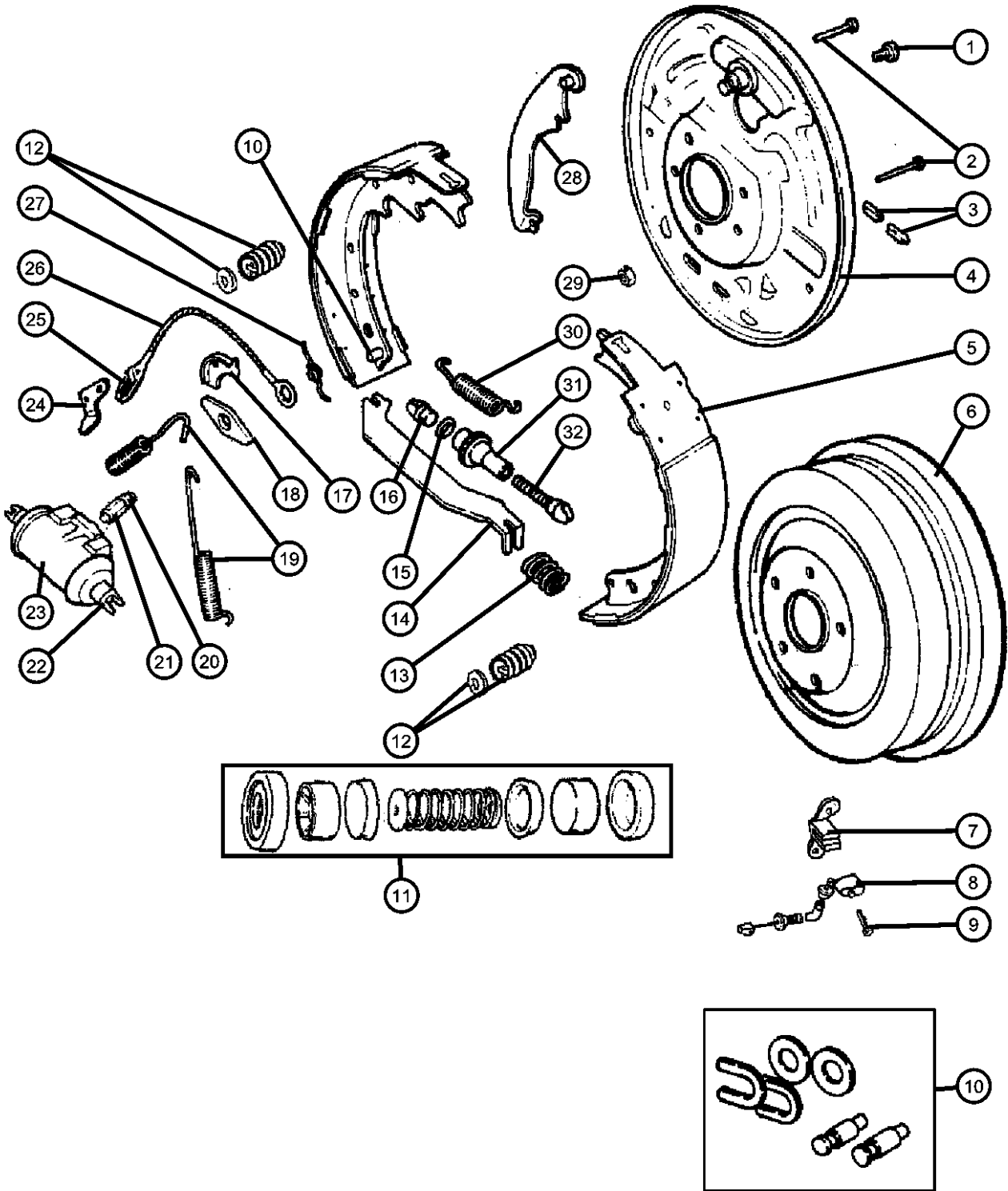
Brakes,Rear,9 Inches X 2.5 Inches
Figure 5-210



ITEM	PART NUMBER	QTY	LINE	SERIES	BODY	ENGINE	TRANS	TRIM	DESCRIPTION
Note:Sales Codes; [BGA]=Brakes,- Power Front Disc/Rear Drum [BGK]=Brakes - 4-Wheel Antilock									
1	06028921	2							BOLT, Hex Head, Wheel Cylinder, Mounting
2	02260548	2							PIN, Brake Shoe Hold Down
3	04238721	2							PLUG, Brake Adjusting Hole
4									PLATE, Brake Backing
	04856718	1							[BGK], Right
	04856719	1							[BGK], Left
	05017760AA	1							[BGA], Right
	05017761AA	1							[BGA], Left
5	04723367	1							SHOE AND LINING KIT, Drum
	BHKGH7265								Mopar V-Line Alternative Part All In One Drum Combi Kits
	BHKGH2526								Mopar V-Line Alternative Part Drum Self Adjuster Kit Left
	BHKGH2527								Mopar V-Line Alternative Part Drum Self Adjuster Kit
	V2010367AB								Mopar V-Line Alternative Part
6	52005350	2							DRUM, Brake
7									BRACKET, Brake Sensor
	52007804	1							[BGK], Right
	52007805	1							[BGK], Left
8									SENSOR, Anti-Lock Brakes
	52005932	1							[BGK], Right
	52005933	1							[BGK], Left
9	83504920	2							BOLT, ABS Sensor, Mounting
10	04049681	1							HARDWARE PACKAGE, Rear Brake
11	05252630	1							REPAIR KIT, Wheel Cylinder
12	04313062	2							SPRING, Brake Shoe Hold Down
13	04713590	1							STRUT, Parking Brake
14	06027559	1							WASHER, Adjuster Button
15	02944586	1							BUTTON, Rear Brake Auto Adjust
16	02260793	1							GUIDE, Brake Adjusting Cable
17	04313075	1							PLATE, Brake Shoe Guide
18	02881676	2							SPRING, Brake Shoe Return
19	04238717	1							CAP, Bleeder
20	03766674	1							BLEEDER SCREW, Brake
21	03766674	1							LINK, Brake, Purchase Wheel Cylinder, (NOT SERVICED)
22	04423601	1							CYLINDER, Wheel
23	04761759	1							LEVER, Park Brake Adjusting
24	03461660	1							SPRING, Adjuster Cable

AR = use ase required - = Non illustrated part

Brakes,Rear,9 Inches X 2.5 Inches
Figure 5-210



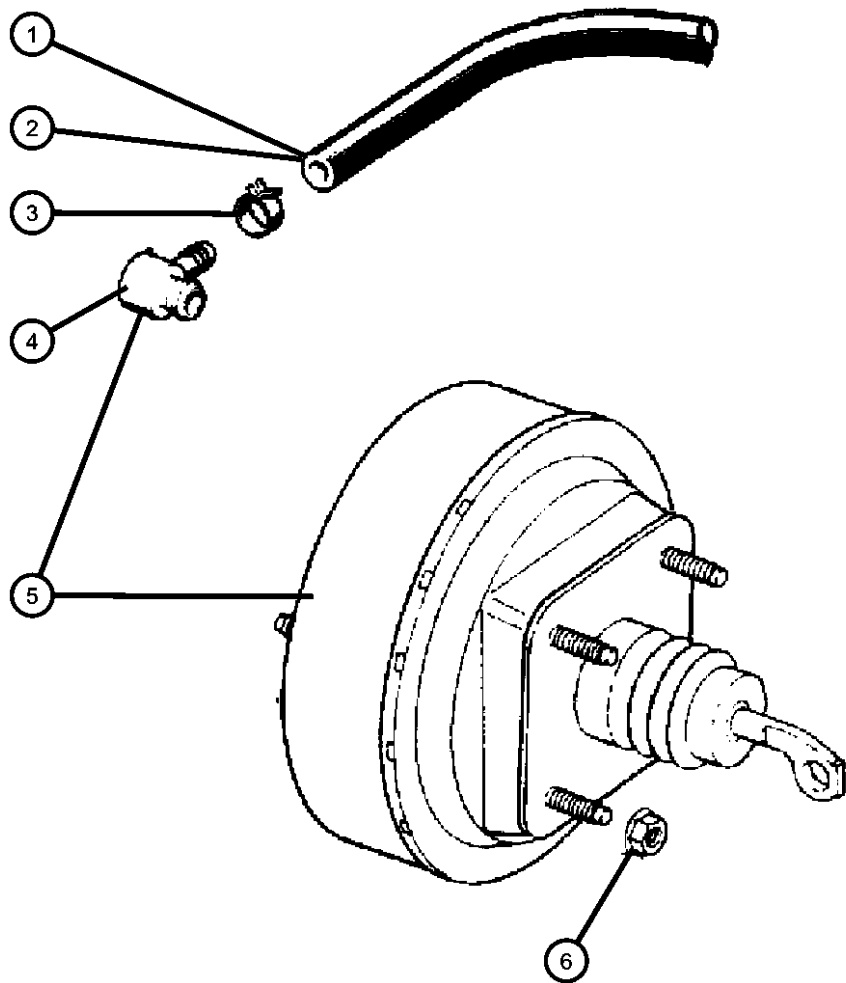
ITEM	PART NUMBER	QTY	LINE	SERIES	BODY	ENGINE	TRANS	TRIM	DESCRIPTION
25	03461662	1							CABLE, Brake Automatic Adjuster
26									SPRING, Brake Auto Adjuster Lever
	02944580	1							Right
	02944581	1							Left
27									LEVER, Park Brake
	04313810	1							Right
	04313811	1							Left
28	00152345	8							NUT, Backing Plate to Axle Housing, Mounting
29	04423085	1							SPRING, Brake Shoe to Shoe
30									NUT, Rear Brake Auto Adjust Pivot
	02944692	1							Right
	02944693	1							Left
31									SCREW, Brake Adjusting
	04423898	1							Right
	04423899	1							Left
-32									SCREW, Brake Adjusting
	04423900	1							Includes 15,16,31,32, Right
	04423901	1							Includes 15,16,31,32, Left

AR = use ase required - = Non illustrated part

Power Brake Booster
Figure 5-310

ITEM	PART NUMBER	QTY	LINE	SERIES	BODY	ENGINE	TRANS	TRIM	DESCRIPTION
------	----------------	-----	------	--------	------	--------	-------	------	-------------


NOTES; SALES CODE									
[ENC]=2.5L 4 Cylinder Turbo Diesel Engine									
[EPE]=2.5L Power Tech I-4 Engine									
[EPO]=All 2.5L 4 Cylinder Gas Engines									
ERO=All 4.0L 6 Cylinder Gas Engines									
[NAB]=Leaded Fuel Emissions									
[NAC]=European II Emissions									
[499]=Thailand CKD									
1	03879277	1	J, T						HOSE, Brake Booster, [ER0,NAB]
2									HOSE, Vacuum Supply
	52008761	1	U		74				[EP0] Without 499
		1	U		74				[EP0] With 499
	52009407	1	J, T						[EPE]
	52128003	1	J, T						[ER0,NAC]
	52128232	1	J, T						[ENC]
	52128290AA	1	U		74				[ER0] Without 499
	56022756AA	1	U		74				[ER0] With 499
3	02448770	2							CLAMP, Hose
4									VALVE, Vacuum Check
	04798873	1							[ENC]
	J4487455	1							[EP0,ER0]
5									BOOSTER, Power Brake
	04856672AB	1							[EP0,ER0]
	04856673AB	1							[ENC]
6	J4003909	4							NUT, Hex Flange With Serration, Booster to Dash, Mounting



AR = use ase required - = Non illustrated part

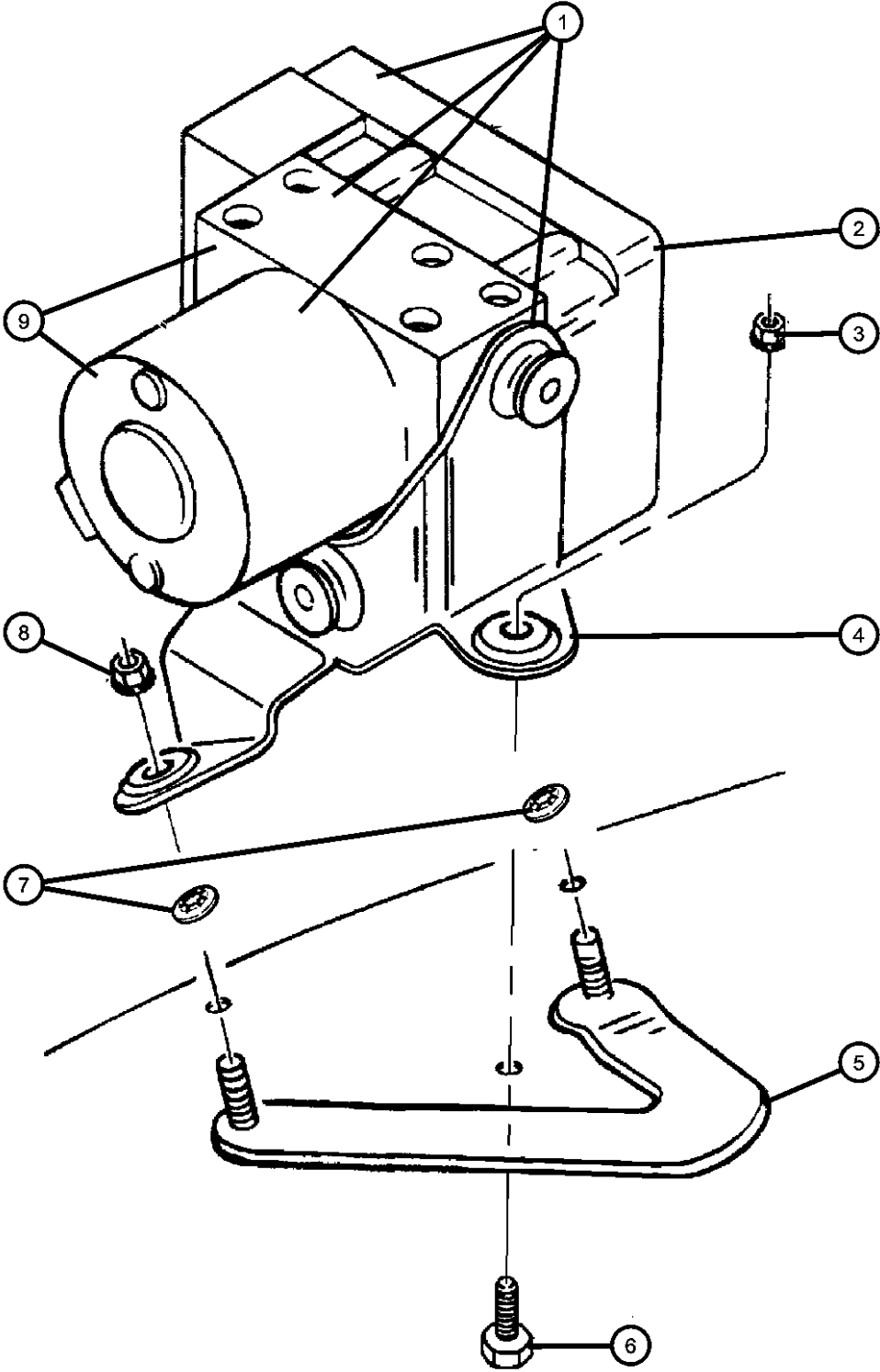
Master Cylinder
Figure 5-410

ITEM	PART NUMBER	QTY	LINE	SERIES	BODY	ENGINE	TRANS	TRIM	DESCRIPTION
1	04761944	1							CAP, Master Cylinder Reservoir
2	04761942	1							RESERVOIR, Brake Master Cylinder
3	04761941 R4761941	1							MASTER CYLINDER, Brake Mopar Remanufactured Part
-4	05017194AA	2							NUT, Master Cylinder to Booster, Mounting



AR = use ase required - = Non illustrated part

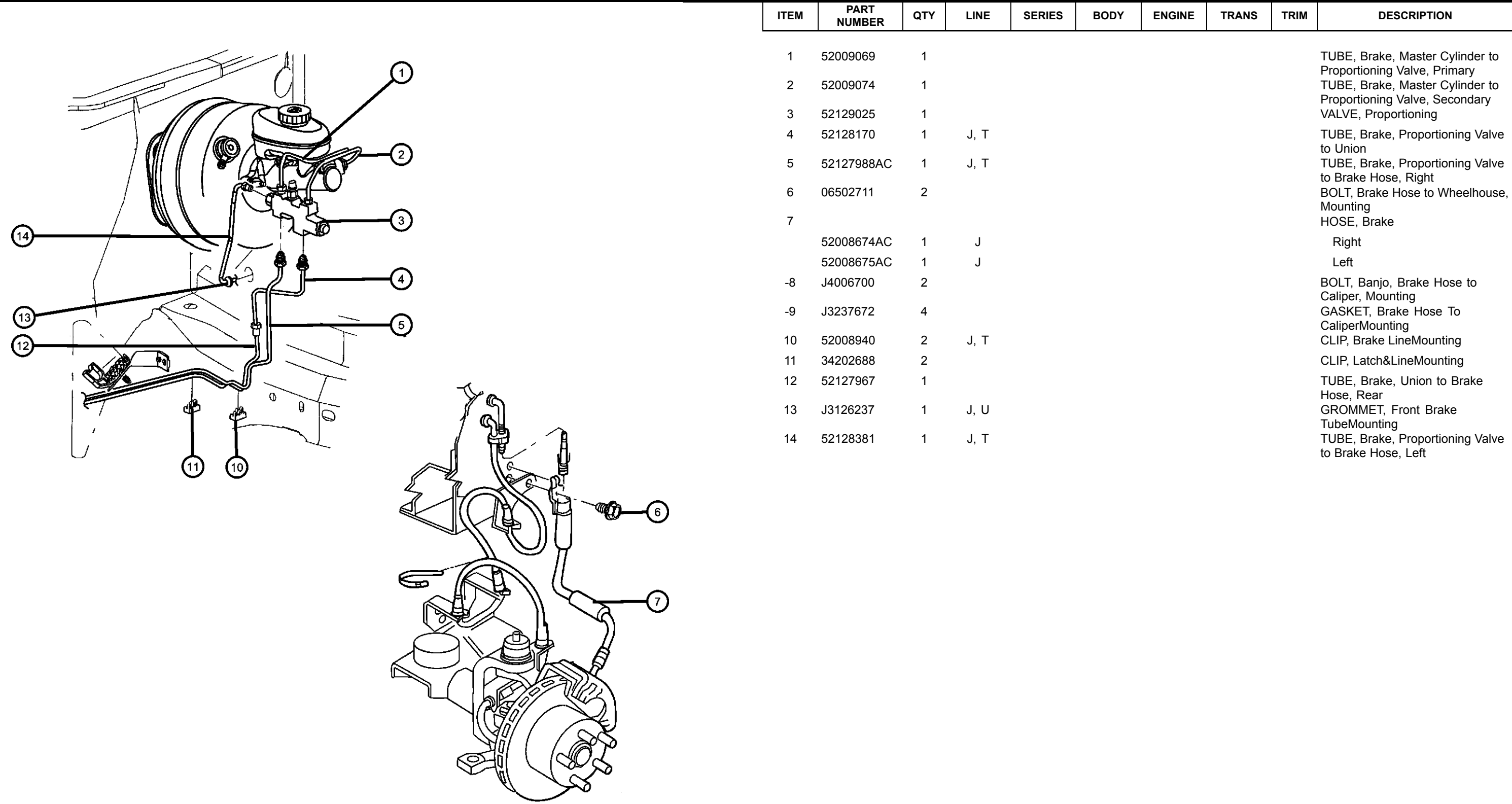
Hydraulic Control Unit
 Figure 5-510



ITEM	PART NUMBER	QTY	LINE	SERIES	BODY	ENGINE	TRANS	TRIM	DESCRIPTION
1	52128138AD	1							CONTROL UNIT, Anti-Lock Brake, Includes 2,4,9
2	56027931AC	1							MODULE, Anti-lock Brakes
3	06503445	1							NUT, HCU to Wheelhouse, Mounting
4	52127929	1							BRACKET, Hydraulic Control Unit
5	52008230	1							STUD PLATE, Hydraulic Control Unit
6	06101453	1							SCREW AND WASHER, Hex Head, M8x1.25x30, HCU to Wheelhouse, Mounting
7	06100841	2	J, T						PUSH NUT, M8, Holds Stud Plate to Wheelhouse
8	34201711	2							NUT, Hex Flange, M8x1.25, HCU to Wheelhouse, Mounting
9	52009137	1							CONTROL UNIT, Anti-Lock Brake

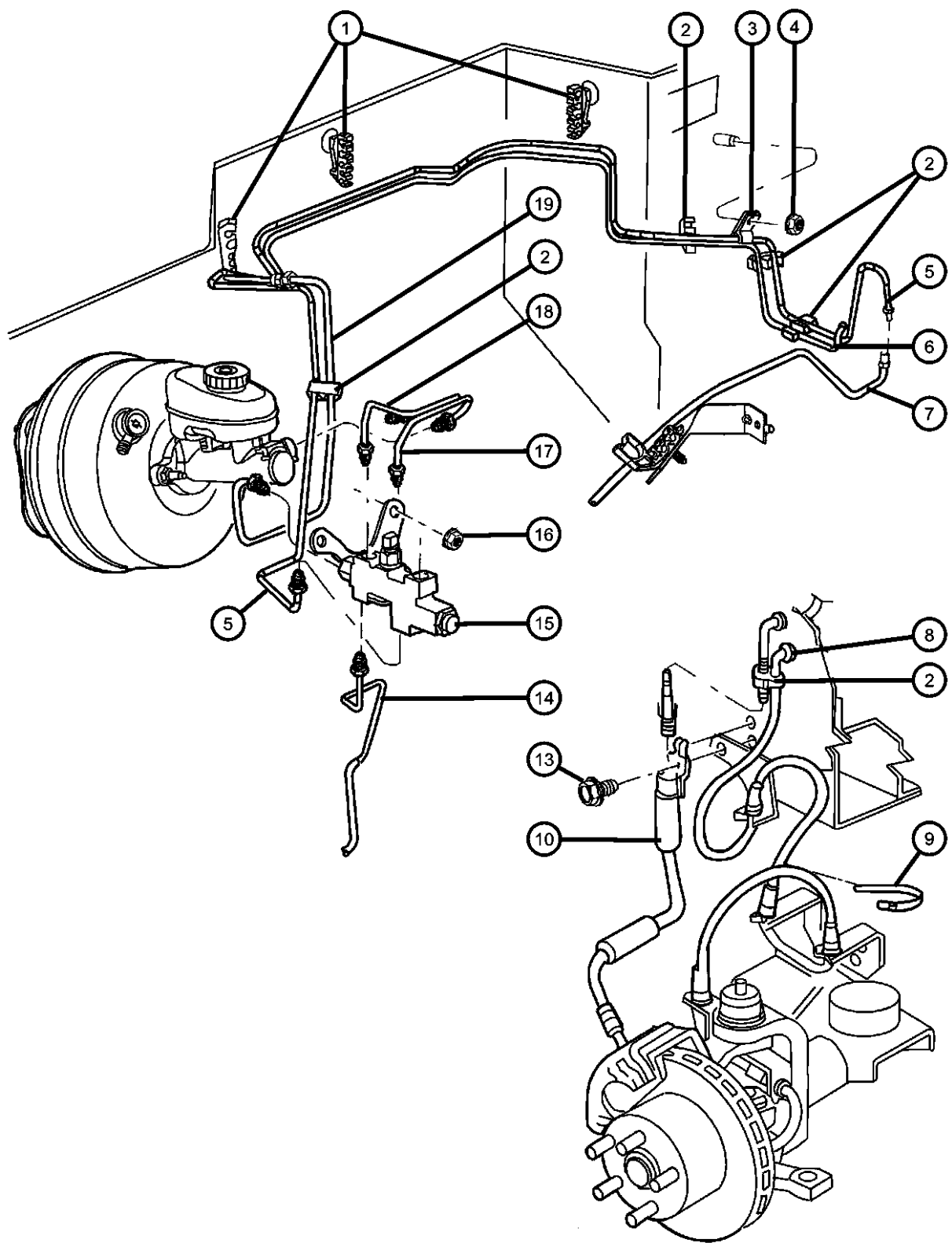
AR = use ase required - = Non illustrated part

Brake Lines and Hoses,Front,LHD,Without Anti-Lock Brakes
Figure 5-520



AR = use ase required - = Non illustrated part

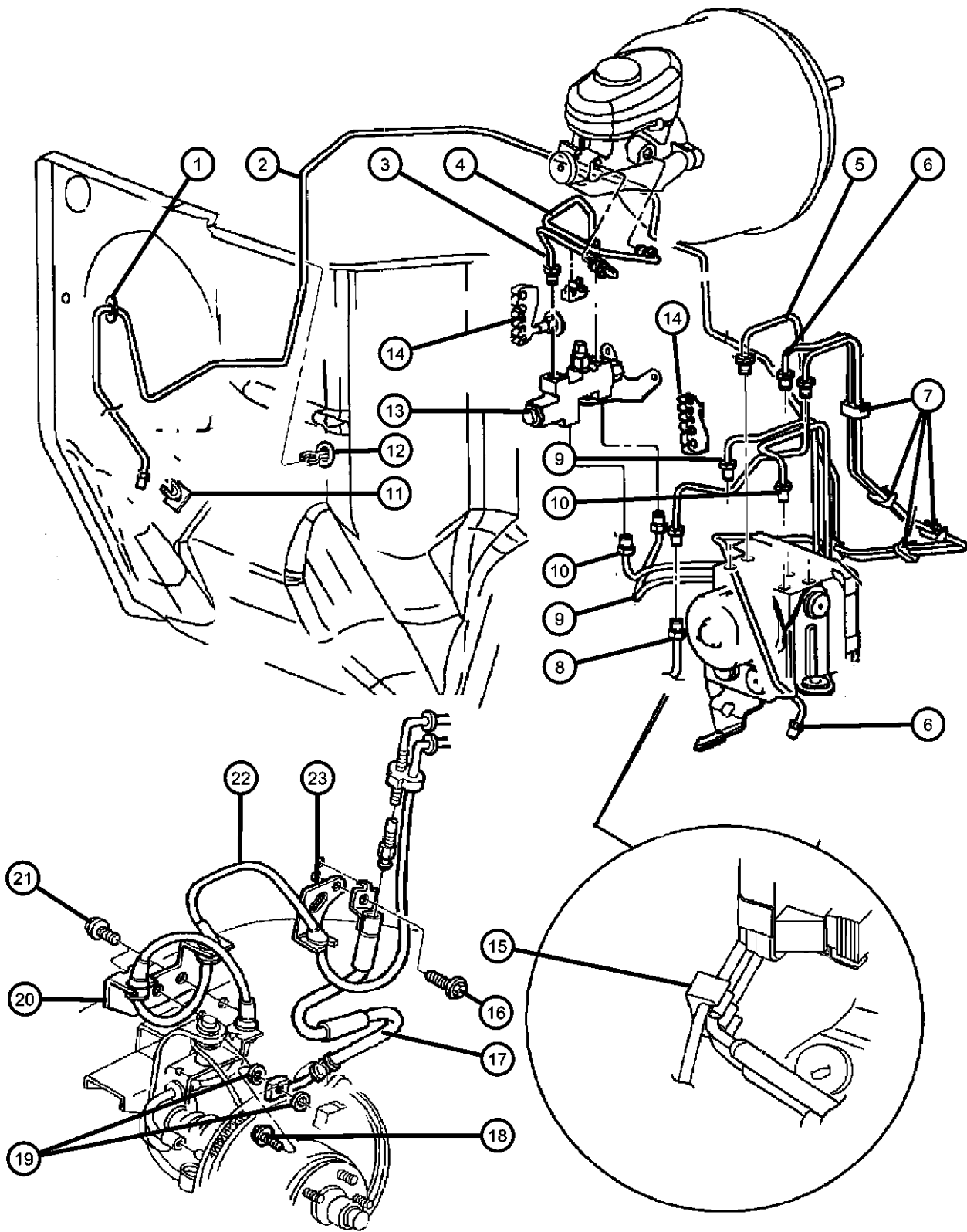
Brake Lines and Hoses,Front,RHD,Without Anti-Lock Brakes
Figure 5-530



ITEM	PART NUMBER	QTY	LINE	SERIES	BODY	ENGINE	TRANS	TRIM	DESCRIPTION
1	52128060	3	U		74				CLIP, Five Way, Brake Tube to Dash, Mounting
2	52008940	5	U		74				CLIP, Brake Line, 2-Way,As Required, Mounting
3	52128215	1							CLIP, Brake Line, Brake Tube to Dash, Mounting
4	06100840	1	U		74				NUT, Spring
5	52128171AB	1	U		74				TUBE, Brake, Proportioning Valve to Union
6	52128327AA	1	U		74				TUBE, Brake, Union to Brake Hose, Left
7	52127967	1							TUBE, Brake, Union to Brake Hose, Rear
8	J3126237	2							GROMMET, Front Brake Tube, Front Brake Tube to Wheelhouse, Mounting
9	04641780	2							STRAP, Tie
10									HOSE, Brake
	52008674AC	1							Right
	52008675AC	1							Left
-11	J3237672	4							GASKET, Brake Hose To CaliperMounting
-12	J4006700	2							BOLT, Banjo, Brake Hose to Caliper, Mounting
13	06502711	2							BOLT, Brake Hose to Wheel House, Mounting
14	52129084AB	1	U		74				TUBE, Brake, Proportioning Valve to Brake Hose, Right
15	52009115	1							VALVE, Proportioning
16	34201711	2							NUT, Hex Flange, M8x1.25, Proportioning Valve to Brake Booster, Mounting
17	52009074	1							TUBE, Brake, Master Cylinder to Proportioning Valve, Secondary
18	52009069	1							TUBE, Brake, Master Cylinder to Proportioning Valve, Primary
19	52128321AA	1	U		74				TUBE, Brake, Proportioning Valve to Union

AR = use ase required - = Non illustrated part

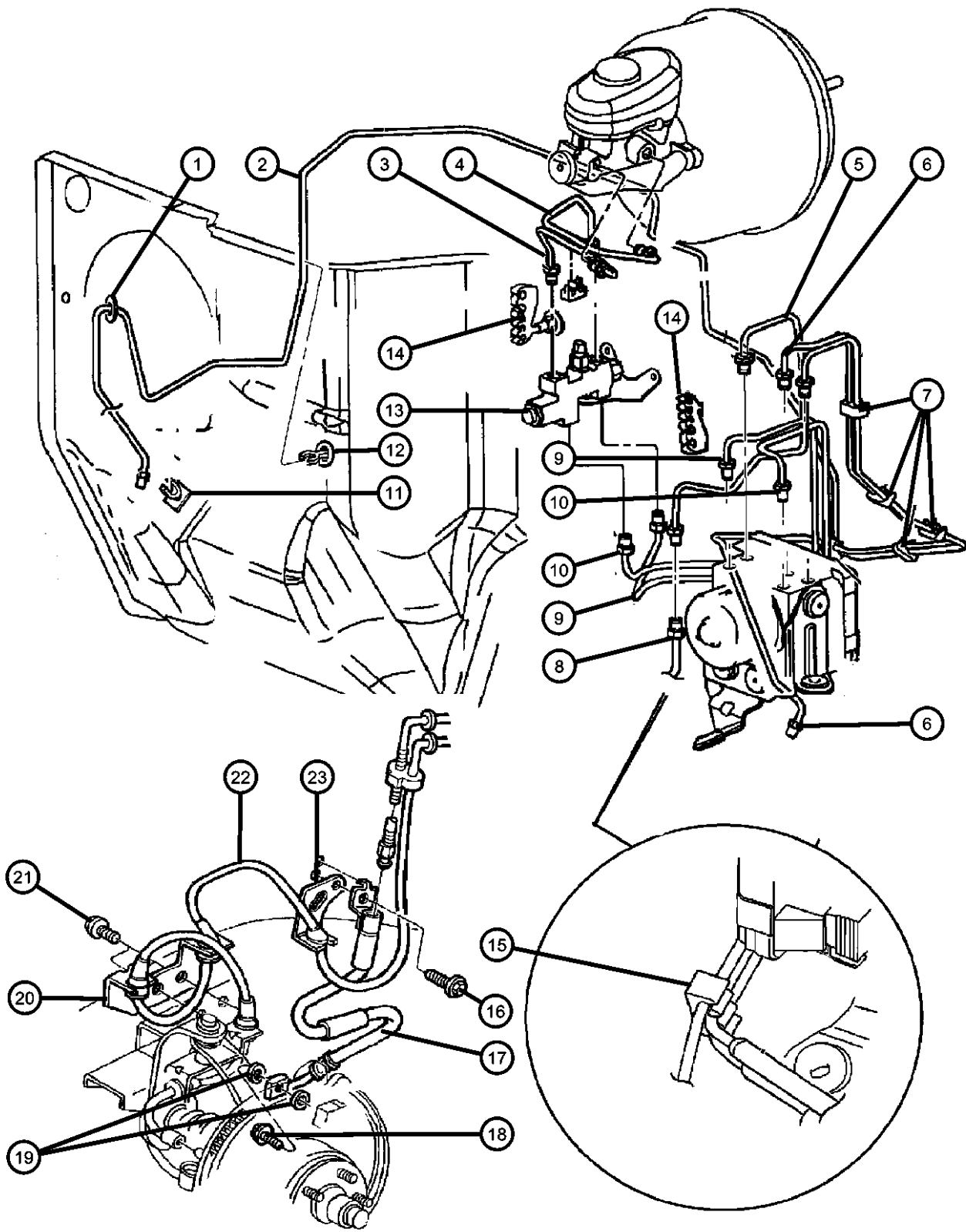
Brake Lines and Hoses,Front,LHD,RHD,With Anti-Lock Brake
Figure 5-540



ITEM	PART NUMBER	QTY	LINE	SERIES	BODY	ENGINE	TRANS	TRIM	DESCRIPTION
1	52127966	1							CLIP, Brake LineMounting
2									TUBE, Brake
	52009072AB	1	J, T						HCU to Brake Hose, Right
	52009078AB	1	U		74				HCU to Brake Hose, Right
3	52009074	1							TUBE, Brake, Master Cylinder to Proportioning Valve, Secondary
4	52009069	1							TUBE, Brake, Master Cylinder to Proportioning Valve, Primary
5	52009146	1							TUBE, Brake, HCU to Union, Rear
6									TUBE, Brake
	52009073	1	J, T						HCU to Brake Hose, Left
	52009079AB	1	U		74				HCU to Brake Hose, Left
7									CLIP, Brake Line
	52008940	5	J, T						2-Way, Mounting
		1	U		74				2-Way, Mounting
8	52127967	1							TUBE, Brake, Union to Brake, Rear
9									TUBE, Brake
	52009067	1	J, T						Proportioning Valve to HCU, Primary
	52009075AB	1	U		74				Proportioning Valve to HCU, Primary
10									TUBE, Brake
	52009068	1	J, T						Proportioning Valve to HCU, Secondary
	52009076AC	1	U		74				Proportioning Valve to HCU, Secondary
11	52009234	1							CLIP, Brake/Fuel Line, 1-Way, Mounting
12	52128157	1	J, T						CLIP, Brake LineMounting
13	52128421AA	1							VALVE, Proportioning
14									CLIP, Five Way
	52128060	2	J, T						Mounting
		3	U		74				Mounting
15									CLIP, Brake Line
	52009163	7	U		74				Mounting
		1	J, T						Mounting
16	06502711	2							BOLT, Brake Hose to Wheelhouse, Mounting
17									HOSE, Brake
	52008674AC	1	J						Right
	52008675AC	1	J						Left
18	J4006700	2							BOLT, Banjo, Brake Hose to Caliper, Right
19	J3237672	4							GASKET, Brake Hose To CaliperRight
20									BRACKET, Brake Sensor
	56026996	1	J						Right

AR = use ase required - = Non illustrated part

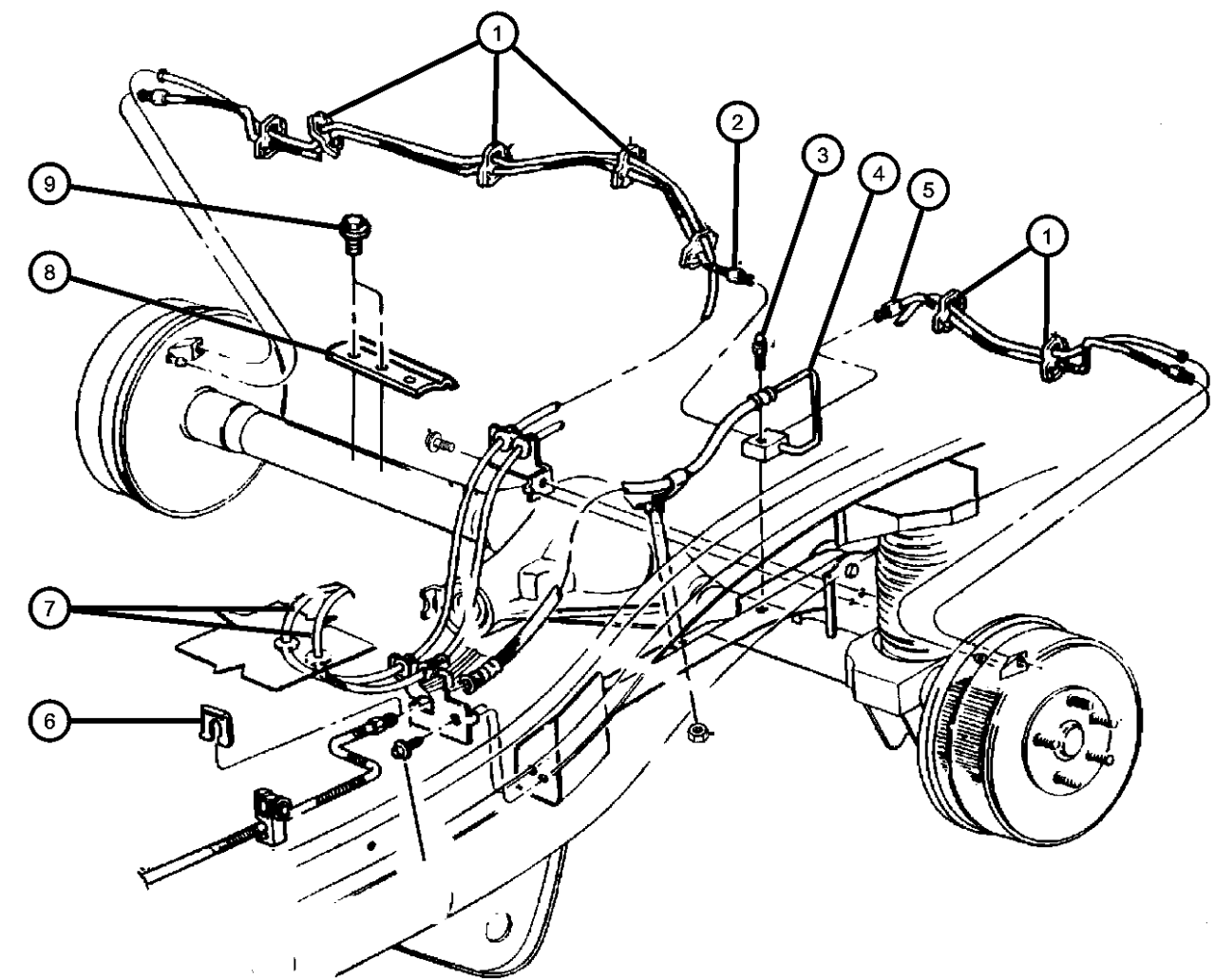
Brake Lines and Hoses,Front,LHD,RHD,With Anti-Lock Brake
Figure 5-540



ITEM	PART NUMBER	QTY	LINE	SERIES	BODY	ENGINE	TRANS	TRIM	DESCRIPTION
	56026997	1	J						Left
21	34201912	4							SCREW, Self Tapping, M6x1x14, Brake Sensor Bracket, Right
22									SENSOR, Anti-Lock Brakes
	56005217	2	J						Right or Left
		2	T		74				Right or Left
		2	U		74				Right or Left
23									BRACKET, ABS Sensor
	56026836	1							Right
	56026837	1							Left

AR = use ase required - = Non illustrated part

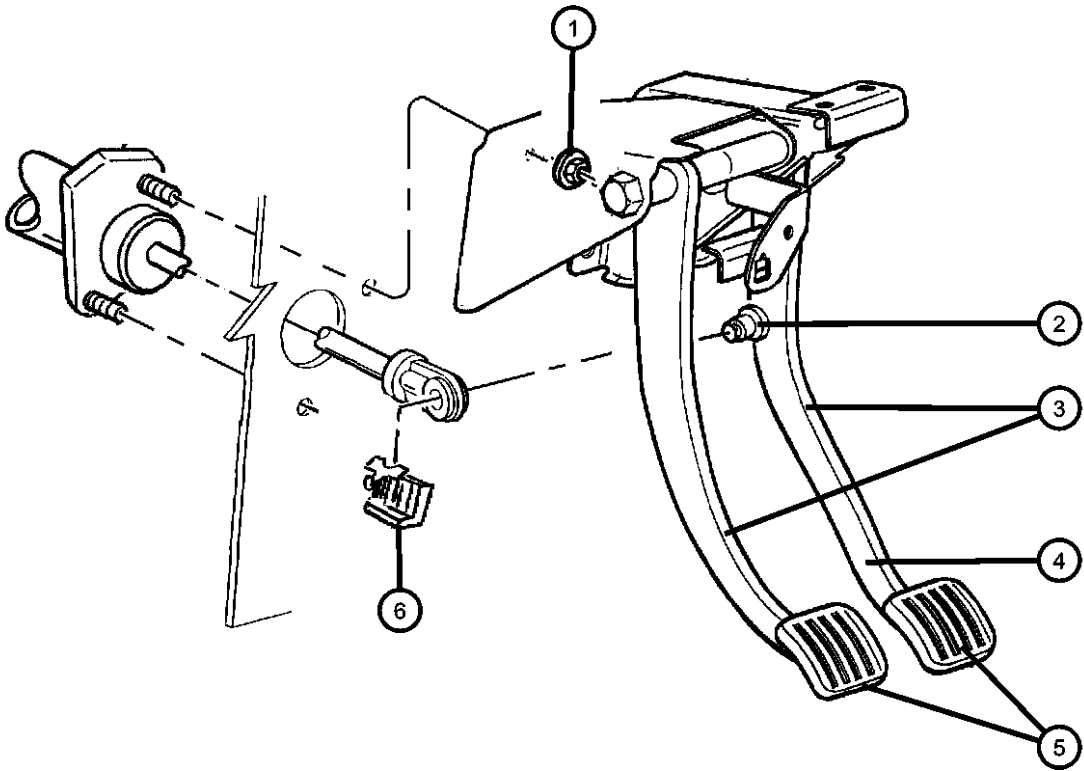
Brake Lines and Hoses, Rear
Figure 5-550

										ITEM	PART NUMBER	QTY	LINE	SERIES	BODY	ENGINE	TRANS	TRIM	DESCRIPTION
										Note: Sales Codes; [DRA]=Corporate 8.25 Rear Axle [DRK]=Dana 44/226MM Rear Axle [DRM]=Dana 35C/194MM Rear Axle									
										1	56026775	10							CLIP, Tube To Speed Sensor
										2									TUBE, Brake
											52129022	1							[DRA], Right
											52130024	1							[DRJ,DRM], Right
										3	J3187999	1							VENT, Axle
										4	52007562AC	1							HOSE, Brake
										5									TUBE, Brake
											52129023	1							[DRA], Left
											52130025	1							[DRJ,DRM], Left
										6	02208893	1							LOCK, Brake Hose
										7									SENSOR, Anti-Lock Brakes
											52005932	1							Right
											52005933	1							Left
										8	52007800	1							CLIP, Brake Tube
										9	34201912	2							SCREW, Self Tapping, M6x1x14

AR = use ase required - = Non illustrated part

Brake Pedal
Figure 5-610

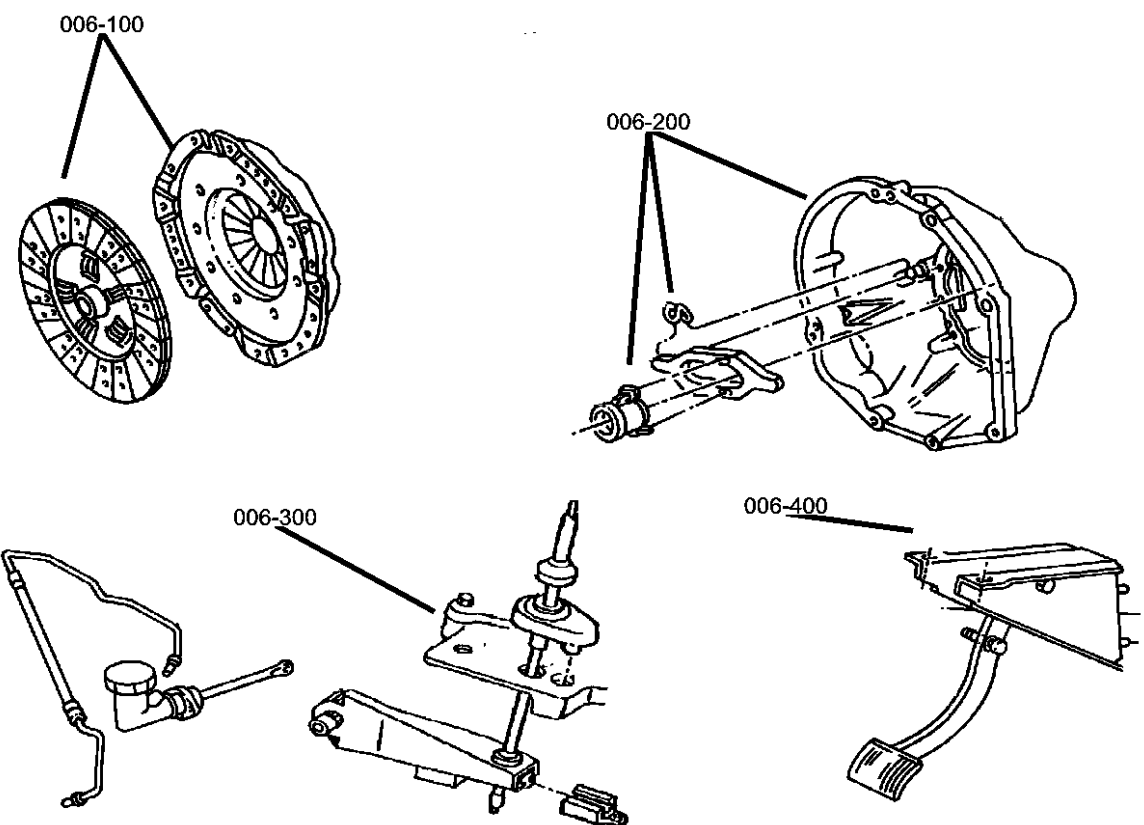
ITEM	PART NUMBER	QTY	LINE	SERIES	BODY	ENGINE	TRANS	TRIM	DESCRIPTION
Note:Sales Codes; [DBB]= All Manual Transmissions [DG0]= All Automatic Transmissions									
1	J4003909	4							NUT, Hex Flange With Serration, As Required
2	04446361	1							BUSHING, Hydraulic Clutch Actuator
3									PEDAL, Brake And Clutch
	52079254AC	1	U		74				[DBB]
	52128398AA	1	J, T						[DBB]
4									PEDAL, Brake
	52078848AC	1	U		74				[DG0]
	52129061AE	1	J, T						[DG0]
5									PAD, Pedal
	52002750	2	U		74				[DBB]
		2	J, T						[DBB]
	52078540	1	U		74				[DG0]
		1	J, T						[DG0]
6	06035334	1							CLIP, Brake Push Rod



AR = use ase required - = Non illustrated part

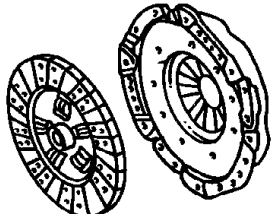
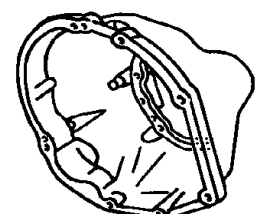
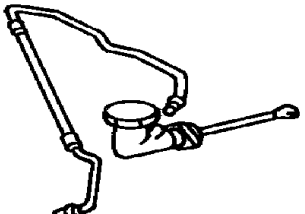
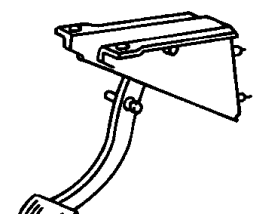
Group - 6

Clutch



Group - 6 Clutch

Illustration Title	Group-Fig. No.
Clutch Clutch Assembly	Fig. 6 - 110
Clutch Housing Clutch Housing and Pan.....	Fig. 6 - 210
Clutch Controls Controls,Hydraulic Clutch.....	Fig. 6 - 310
Clutch Pedals Pedal,Clutch	Fig. 6 - 410

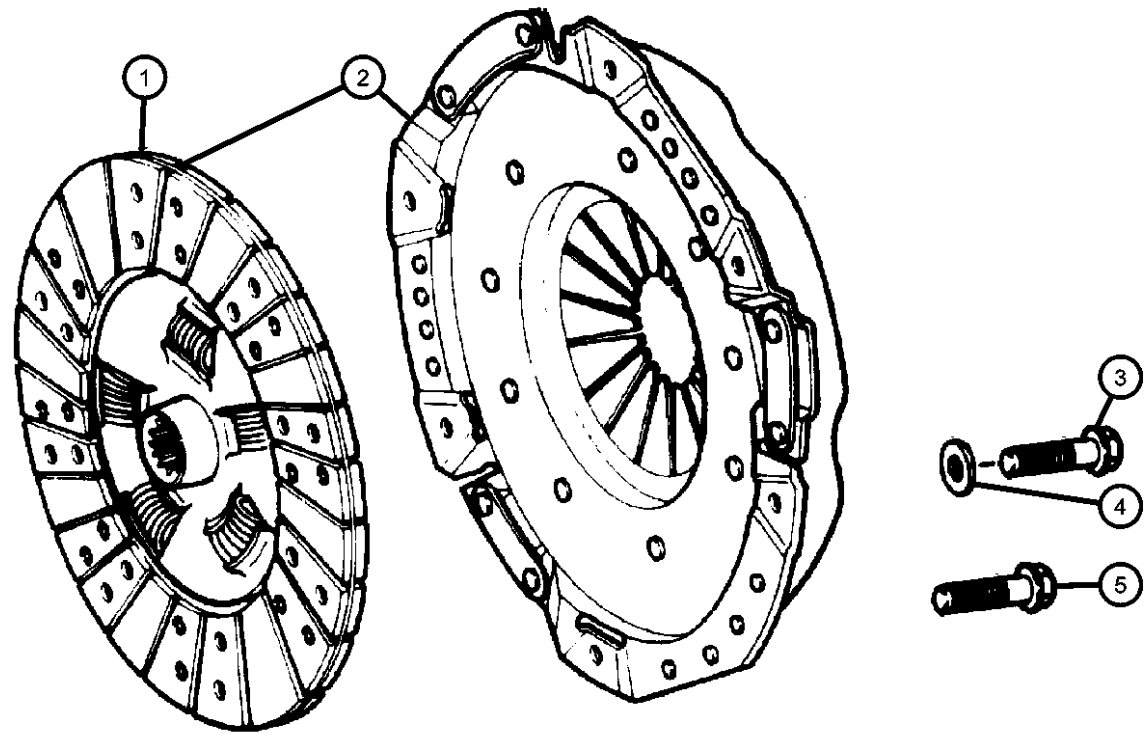
006-100 Clutch 	006-200 Clutch Housing 	006-300 Clutch Controls 	006-400 Clutch Pedals 
--	---	---	--

Clutch Assembly
Figure 6-110

ITEM	PART NUMBER	QTY	LINE	SERIES	BODY	ENGINE	TRANS	TRIM	DESCRIPTION
------	----------------	-----	------	--------	------	--------	-------	------	-------------

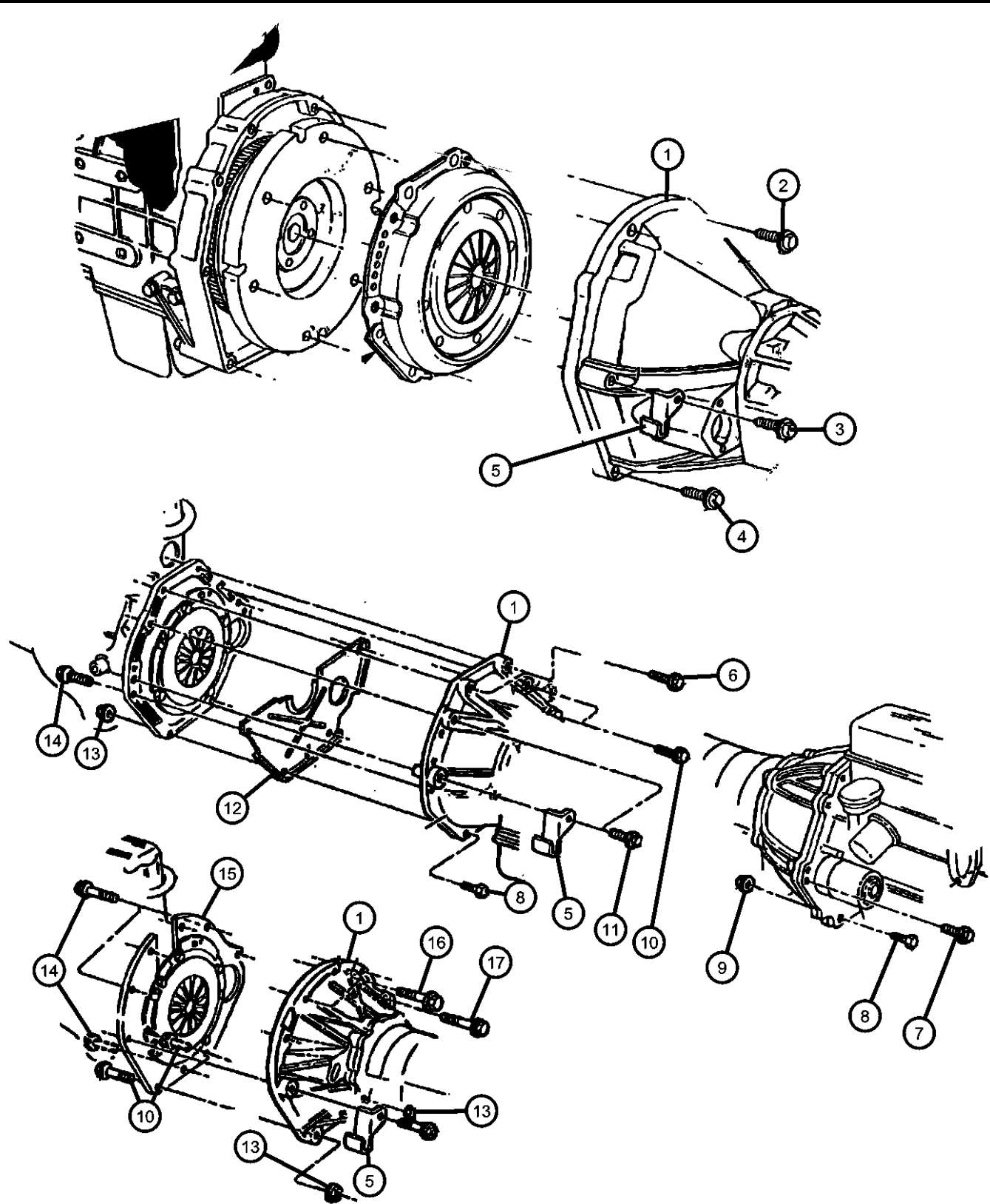
NOTE:Sales Codes:
DBB = All Manual Transmissions
EN0=All 2.5L 4 Cyl. Turbo Diesel Engines
EPE = 2.5L SMPI 4 Cyl Engine
ER0=All 4.0L In-Line 6 Engines

1									DISC, Clutch
	52104044	1				EN0	DBB		
	53008259	1				ER0	DBB		
2									CLUTCH KIT, Pressure Plate and Disc
	04864835	1				EN0	DBB		
	04874175	1				ER0	DBB		
	52107570	1				EPE	DBB		
3	34201373	6				EPE	DBB		BOLT, Hex Head, M8x1.25x22, Pressue Plate to Flywheel, Mounting
4	11500221	6				EPE	DBB		WASHER, Flat, Pressue Plate to Flywheel, Mounting
5									BOLT, Hex Flange Head
	06035626	6				ER0	DBB		Pressue Plate to Flywheel, Mounting
		6				EN0	DBB		Pressue Plate to Flywheel, Mounting



AR = use ase required - = Non illustrated part

Clutch Housing and Pan
Figure 6-210

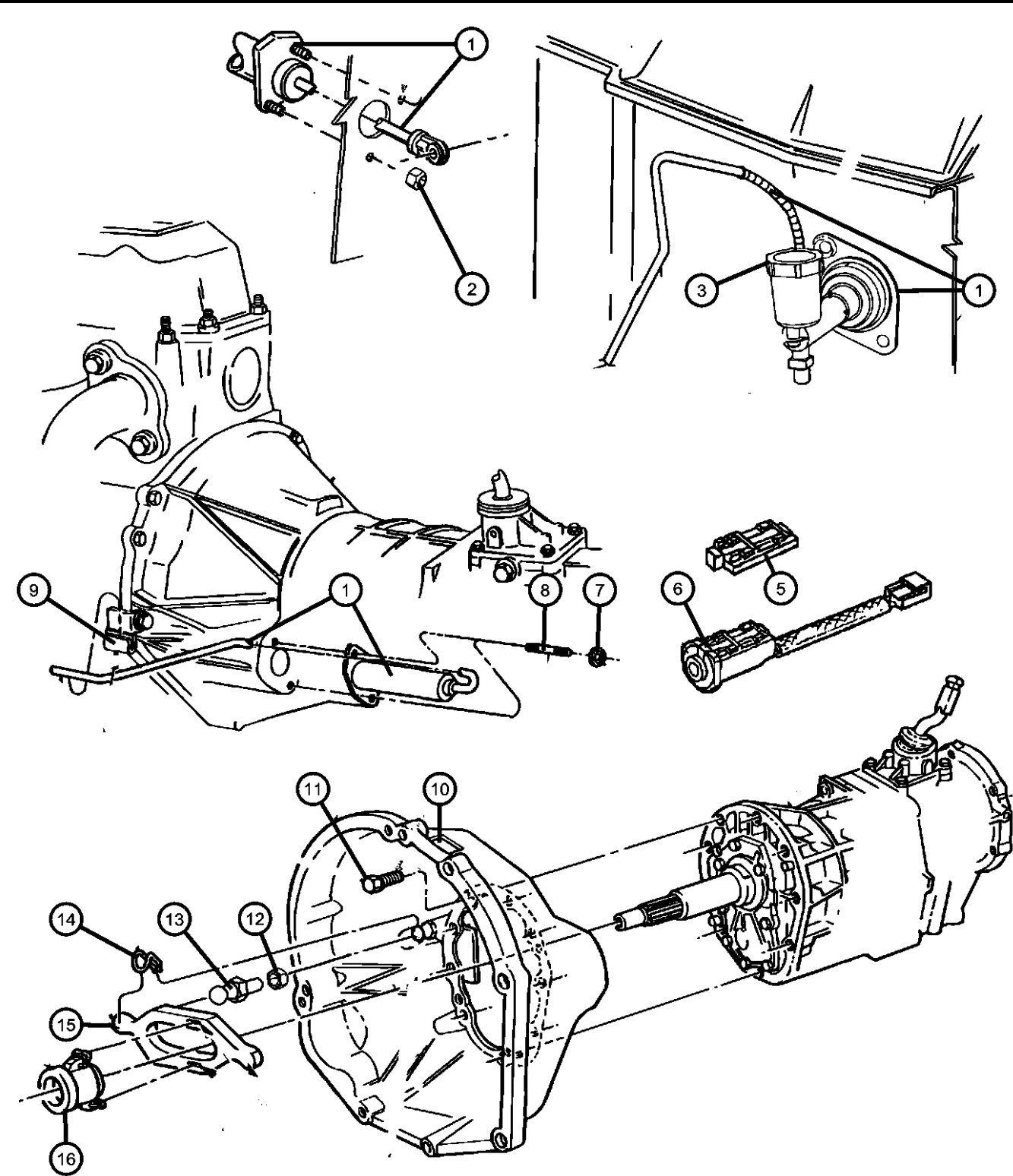


Notes: Sales Codes:
[DBB]=All Manual Transmissions
[EN0]=All Turbo Diesel Engines
[EP0]=All 2.5L 4 Cylinder Gas Engines
[ER0]=All V6 Engines

ITEM	PART NUMBER	QTY	LINE	SERIES	BODY	ENGINE	TRANS	TRIM	DESCRIPTION
1									HOUSING, Clutch
	52104000	1				EP0	DBB		
	52107552	1				EN0, ER0	DBB		
2	06034795	2				EN0	DBB		SCREW, Hex Head, .375-16x2.00, Clutch Housing to Spacer Plate, Mounting
3	06034795	2							SCREW, Hex Flange Head, (NOT SERVICED)
4	06100952	2				EN0	DBB		SCREW, Hex Head, M12-1.75x55, Clutch Housing to Spacer Plate, Mounting
5	52107595	1					DBB		BRACKET, Clutch Tube Mounting
6	06100345	2				EP0	DBB		SCREW AND WASHER, Hex Flange Head, M12x1.75x45, Clutch Housing to Engine Block, Mounting
7	11500986	2				EP0	DBB		BOLT, Hex Flange Head, M8x2.12x16, Clutch Housing to Engine Block, Mounting
8	11500986	2							SCREW, Hex Flange Head, M12x1.75x65, (NOT SERVICED)
9	06502697	2				EP0, ER0	DBB		NUT, Hex Flange Lock, M12x1.75, Dust Cover to Clutch Housing, Mounting
10	11504922	2				EP0	DBB		BOLT, Hex Head, M12x1.75x50, Clutch Housing to Engine Block, Mounting
11	34201837	2				EP0	DBB		BOLT, Hex Flange Head, M12x1.75x90, Clutch Housing to Engine Block, Mounting
12	53003382	1				EP0	DBB		SHIELD, Clutch Housing Dust
13	06502697	2				EP0, ER0	DBB		NUT, Hex Flange Lock, M12x1.75, Spacer plate to Clutch Housing, Mounting
14									BOLT, Hex Flange Head, M8x2.12x16
	11500986	2				EP0	DBB		Dust Cover to Clutch Housing, Mounting
		3				ER0	DBB		Spacer to Clutch Housing, Mounting
15	53004473AB	1				ER0	DBB		SPACER, Clutch Housing
16	J4007389	2				ER0	DBB		BOLT, Torx, Clutch Housing Top to Engine Block, Mounting
17	J4007411	2				ER0	DBB		SCREW, Clutch Housing Bottom to Engine Block, Mounting

AR = use ase required - = Non illustrated part

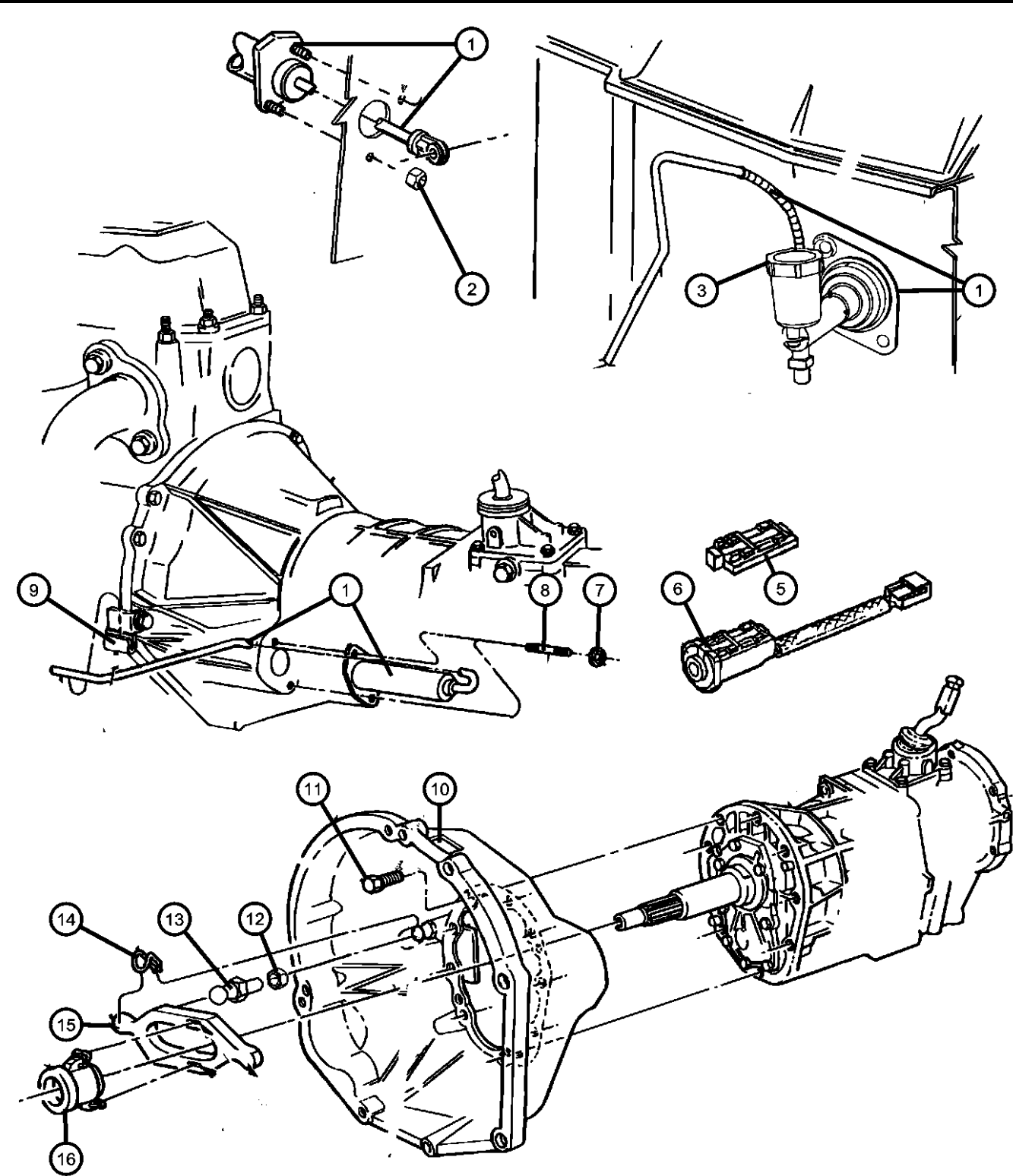
Controls,Hydraulic Clutch
Figure 6-310



ITEM	PART NUMBER	QTY	LINE	SERIES	BODY	ENGINE	TRANS	TRIM	DESCRIPTION
Notes:Sales Codes: [DBB]=All Manual Transmissions [EN0]=All Turbo Diesel Engines [EP0]=All 2.5L 4 Cylinder Gas Engines [ER0]=All V6 Engines									
1									HYDRAULIC CONTROL, Clutch Actuator
	52107655AB	1	U			EP0, ER0	DBB		
	52107657AB	1	U			EN0	DBB		
	52107654AB	1	J, T				DBB		
2	J4003909	2					DBB		NUT, Hex Flange With Serration, Clutch Master Cylinder to Dash, Mounting
3									CAP, Clutch Reservoir
	04883544AA	1	J, T				DBB		
		1	U			EP0, ER0	DBB		
		1	U			EN0	DBB		
-4									DIAPHRAGM, Clutch Reservoir
	05015607AA	1	U			EN0	DBB		
		1	J, T				DBB		
		1	U			EP0, ER0	DBB		
5									COVER, Switch
	05015960AA	1	U			EN0	DBB		
		1	J, T				DBB		
		1	U			EP0, ER0	DBB		
6									SWITCH, Clutch Starter Interlock
	53007944AB	1	J, T				DBB		
		1	U			EP0, ER0	DBB		
		1	U			EN0	DBB		
7	00152472	2					DBB		NUT, Slave Cylinder to Clutch Housing, Mounting
8	06032878	2					DBB		STUD, .312-18x2.00, Slave Cylinder to Clutch Housing, Mounting
9	52107595	1					DBB		BRACKET, Clutch Tube, Hydraulic Clutch Tube, Mounting
10									GROMMET, Timing Probe
	52107589	1				EN0	DBB		
	53006010	1				EPE, ER0	DBB		
11	06503299	9				EP0, ER0, ENC	DBB		BOLT, Hex Head, Clutch Housing to Transmission, Mounting
12									NUT, .375-16
	00152344	1				EP0	DBB		Clutch Release Pivot, Mounting
		1				EN0, ER0	DBB		Clutch Release Pivot, Mounting
13									PIVOT, Clutch Release
	52087542	1				EN0, ER0	DBB		

AR = use ase required - = Non illustrated part

Controls,Hydraulic Clutch
Figure 6-310

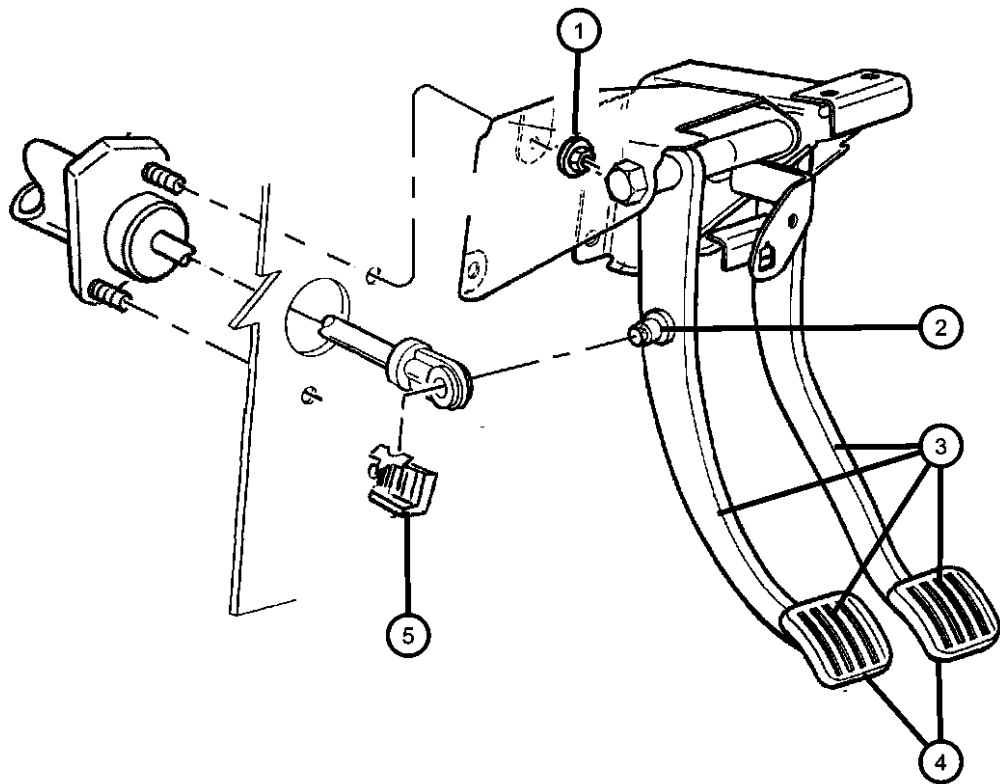


ITEM	PART NUMBER	QTY	LINE	SERIES	BODY	ENGINE	TRANS	TRIM	DESCRIPTION
		1				EP0	DBB		
14	04338855	1					DBB		SPRING, Clutch Release
15	52107555	1					DBB		LEVER, Clutch Release
16	53008342	1					DBB		BEARING, Clutch Release
-17	34201633	1	J, T			EP0, ER0	DBB		CLIP, Tube, Hydraulic Line to Dash, Mounting
-18									CLIP, Five Way
	52128060	2	J, T						Brake Tube to Dash, Mounting
		3	U						Brake Tube to Dash, Mounting

AR = use ase required - = Non illustrated part

Pedal,Clutch
Figure 6-410

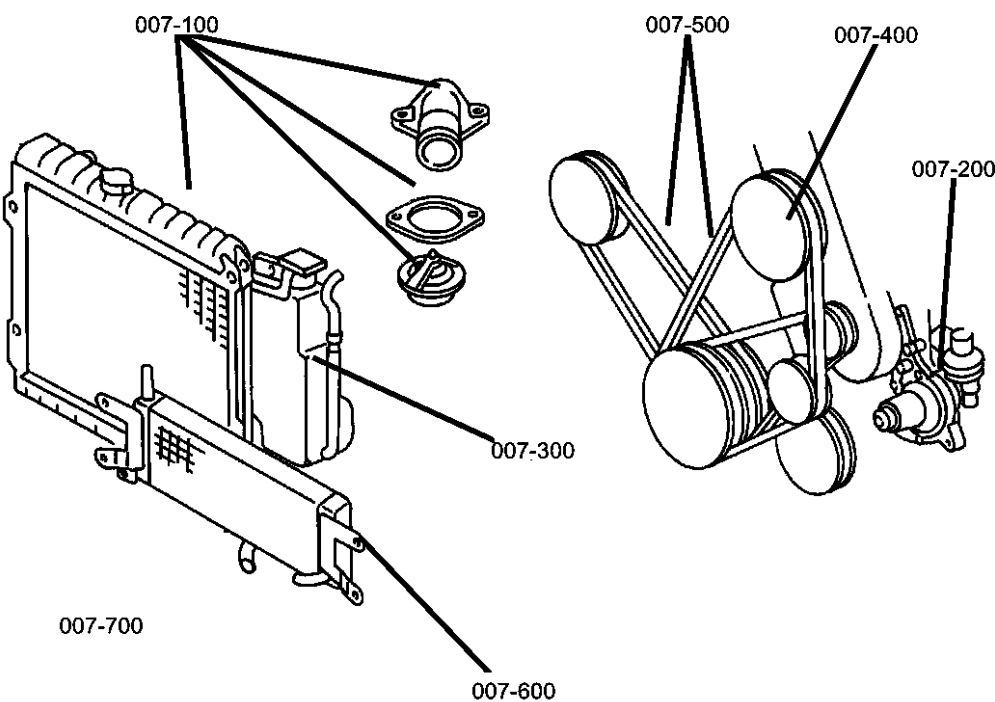
ITEM	PART NUMBER	QTY	LINE	SERIES	BODY	ENGINE	TRANS	TRIM	DESCRIPTION
Note:Sales Codes: DBB = All Manual Transmissions									
1	J4003909	2					DBB		NUT, Hex Flange With Serration, Master Cylinder to Dash Panel, Mounting
2	04446361	1							BUSHING, Hydraulic Clutch Actuator, Clutch Master Cylinder Push Rod, Mounting
3	52079254AC	1	U				DBB		PEDAL, Brake And Clutch
	52128075AD	1	J, T				DBB		
4	52002750	2	J, T				DBB		PAD, Pedal
		2	U				DBB		Clutch or Brake
5	06035334	1							CLIP, Clutch Master Cylinder Push Rod, Mounting



AR = use ase required - = Non illustrated part

Group - 7

Cooling



Group - 7 Cooling

Illustration Title Group-Fig. No.

Radiator and Related Parts	
Radiator and Related Parts, 4.0L Engine	Fig. 7 - 120
Radiator and Related Parts, 2.5L Gas Engine	Fig. 7 - 130
Radiator and Related Parts, 2.5L Diesel Engine.....	Fig. 7 - 140
Charge Air Cooler, 2.5L Diesel Engine	Fig. 7 - 150

Water Pump and Related Parts	
Water Pump and Related Parts, 2.5 , 4.0L Gas Engine.....	Fig. 7 - 210
Water Pump and Manifold, 2.5L Diesel Engine	Fig. 7 - 220

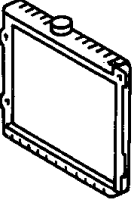
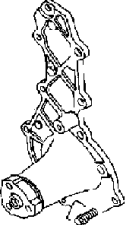
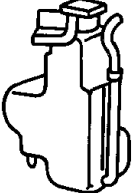
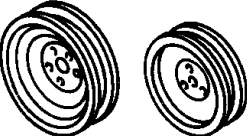
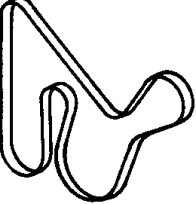
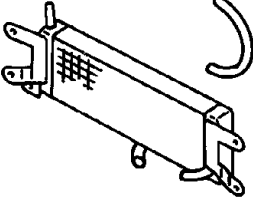
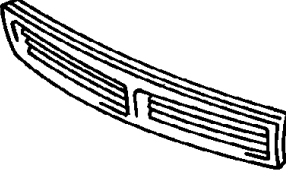
Tank, Coolant Engine	
Bottle, Coolant Recovery, (LHD)	Fig. 7 - 310
Bottle, Coolant Recovery, (RHD).....	Fig. 7 - 320

Pulleys and Related Parts	
Drive Pulleys, 2.5L Gas Engine	Fig. 7 - 410
Drive Pulleys, 4.0L Engine, LHD	Fig. 7 - 420
Drive Pulleys, 4.0L Engine, RHD	Fig. 7 - 430
Drive Pulleys, 2.5L Diesel Engine.....	Fig. 7 - 440

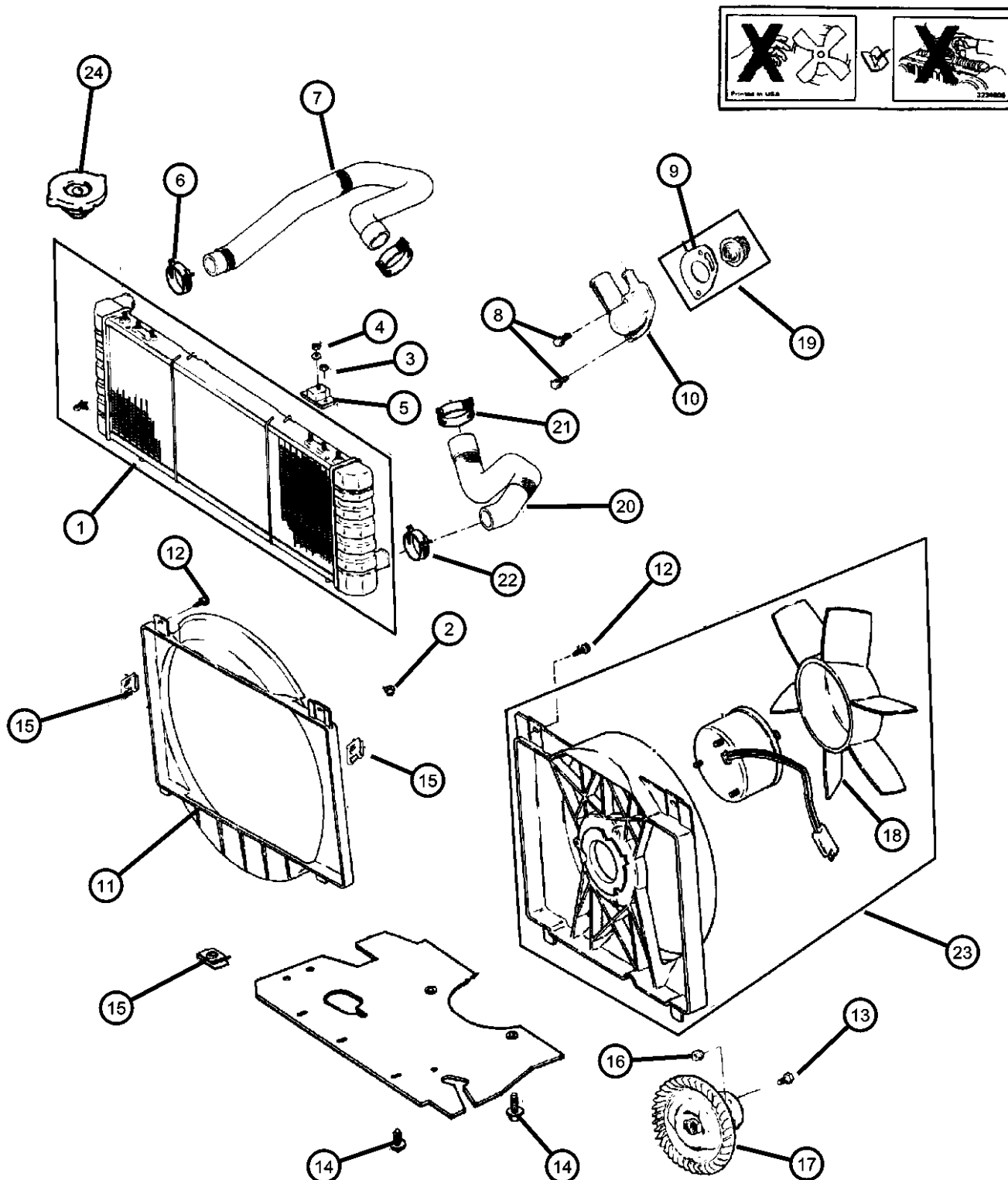
Drive Belts	
Drive Belts	Fig. 7 - 510

Lines, Transmission Oil Cooler	
Oil Cooler Lines (LHD).....	Fig. 7 - 610
Oil Cooler Lines (RHD)	Fig. 7 - 620

Grilles	
Grille and Related Parts	Fig. 7 - 710

007-100 Radiator and Related Parts 	007-200 Water Pump and Related Parts 	007-300 Tank, Coolant Engine 	007-400 Pulleys and Related Parts 
007-500 Drive Belts 	007-600 Lines, Transmission Oil Cooler 	007-700 Grilles 	

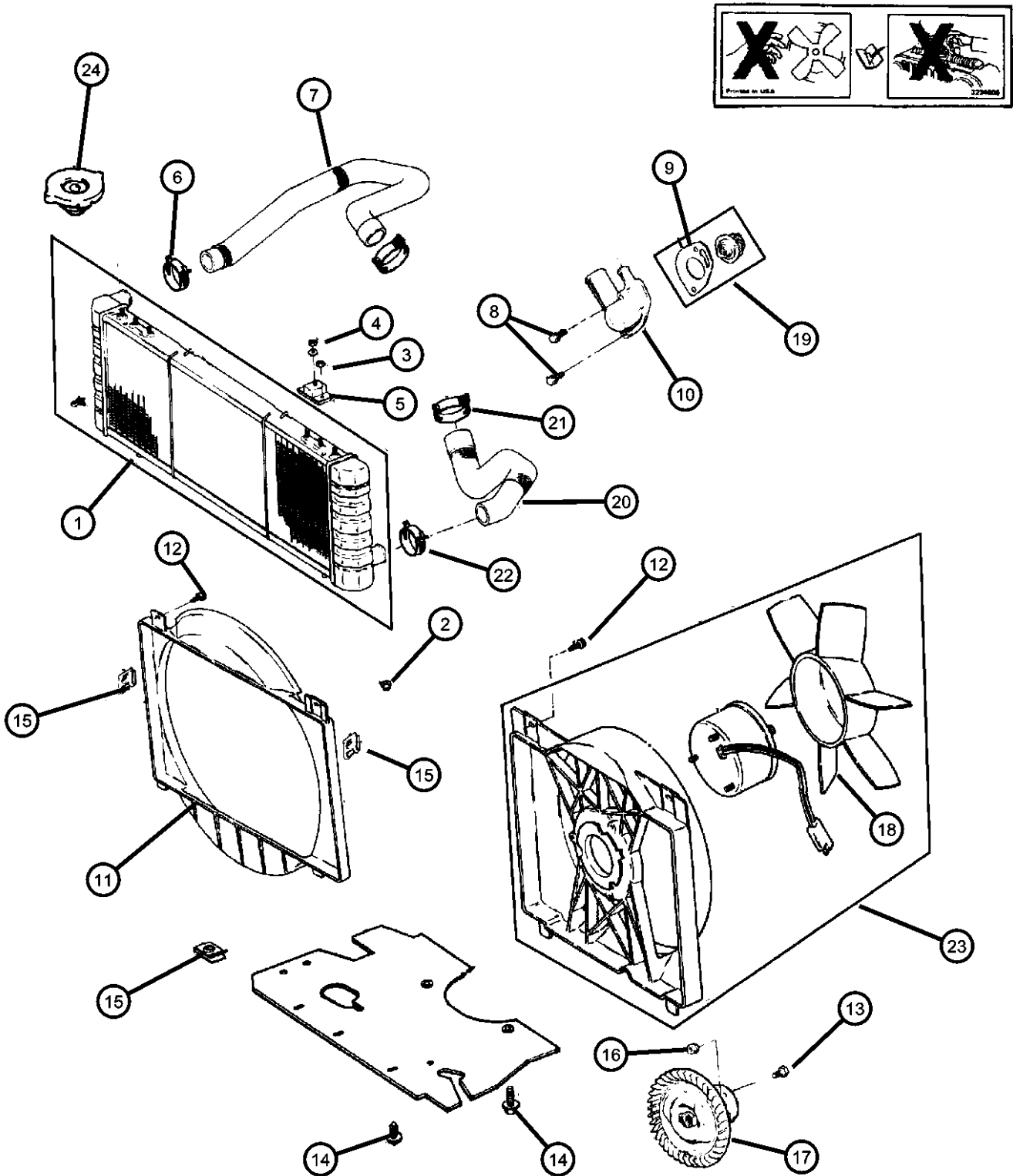
Radiator and Related Parts, 4.0L Engine
Figure 7-120



ITEM	PART NUMBER	QTY	LINE	SERIES	BODY	ENGINE	TRANS	TRIM	DESCRIPTION
Note: Sales Code ER0 = 4.0L Engine Note: Sales Code DGB = Manual Trans Note: Sales Code DG0 = All Auto Trans									
1	52028393	1	U			ER0	DG0		RADIATOR, Engine Cooling
	52028537	1	U			ER0	DG0		Indonesia
	52028544	1	U			ER0	DBB		Sever use engine cooling syst.
	52029100	1				EN0			
	52079682AE	1	J, T			ER0	DG0		w/o Heavy cooling
	52079693AD	1				EP0	DBB		
	56022403AB	1	U			EP0	DBB		
2	J0687550	2							GROMMET, Radiator
3	06503226	4							NUT, Hex Flange, M5x.8
4	11503745	2							NUT, Hex, M6x1
5	52002585	2							ISOLATOR, Radiator
6									CLAMP, Hose, 32mm Black
	32002983	1				EN0			
		1				EP0, ER0			
7									HOSE, Radiator
	52006301	1	J, T			ER0			
	52029635	1	U			ER0			
8	06034927	1				EPE, ER0			SCREW AND WASHER, Hex Head, .312-18x.970
9	53020547AB	1				EPE, ER0			GASKET, Thermostat
10	53006192	1				EPE, ER0			HOUSING, Thermostat
11									SHROUD, Fan
	52027501AB	1	J, T			ER0			
	52028324	1	U			ER0			
12	52028324	1							SCREW, (NOT SERVICED)
13	06034860	4				EP0, ER0			BOLT AND WASHER, Implement Attaching
14	52009234	1							FASTENER, Push Pin
15	52009234	1							NUT, U Type, M10 x 1.50, (NOT SERVICED)
16	52009234	1							NUT, (NOT SERVICED)
17	52079625	1				ER0			VISCOUS CLUTCH, Fan Drive
18	52002593	1				ER0			FAN
19	52028186	1				EPE, ER0			THERMOSTAT, 195 Degrees
20									HOSE, Radiator
	52006301	1	J, T			ER0			
	52029635	1	U			ER0			
21	32002366	1				EP0, ER0			CLAMP, Hose, 55mm Black
22	32002366	1				EP0, ER0			CLAMP, Hose, 55mm Black

AR = use ase required - = Non illustrated part

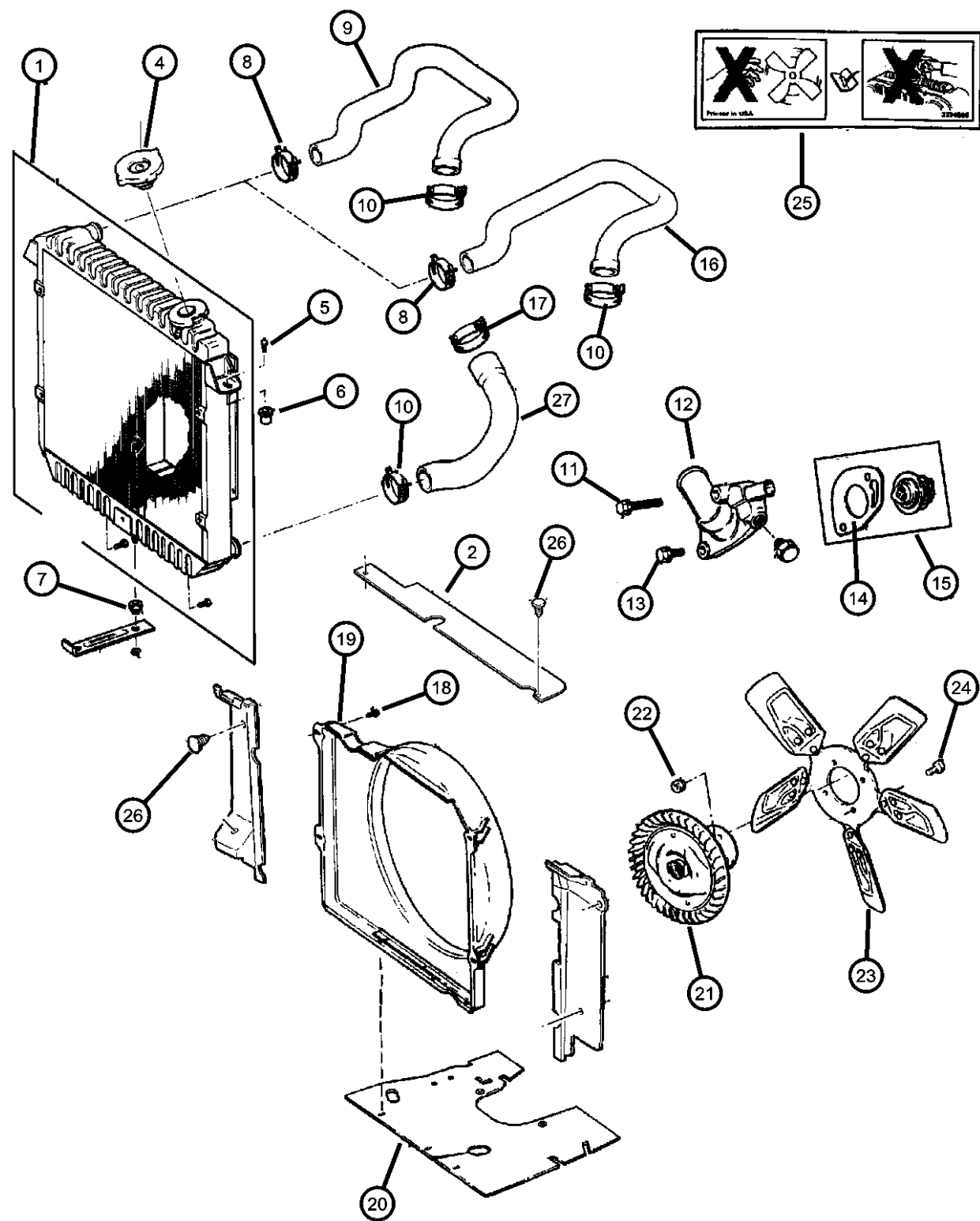
Radiator and Related Parts, 4.0L Engine
Figure 7-120



ITEM	PART NUMBER	QTY	LINE	SERIES	BODY	ENGINE	TRANS	TRIM	DESCRIPTION
23	52028337AB	1	J, T			ER0			FAN MODULE, Radiator Cooling
	52028339AB	1	U			ER0			
24	03781830	1	U			EP0	DBB		CAP, Radiator
		1	J, T			ER0	DG0		

AR = use ase required - = Non illustrated part

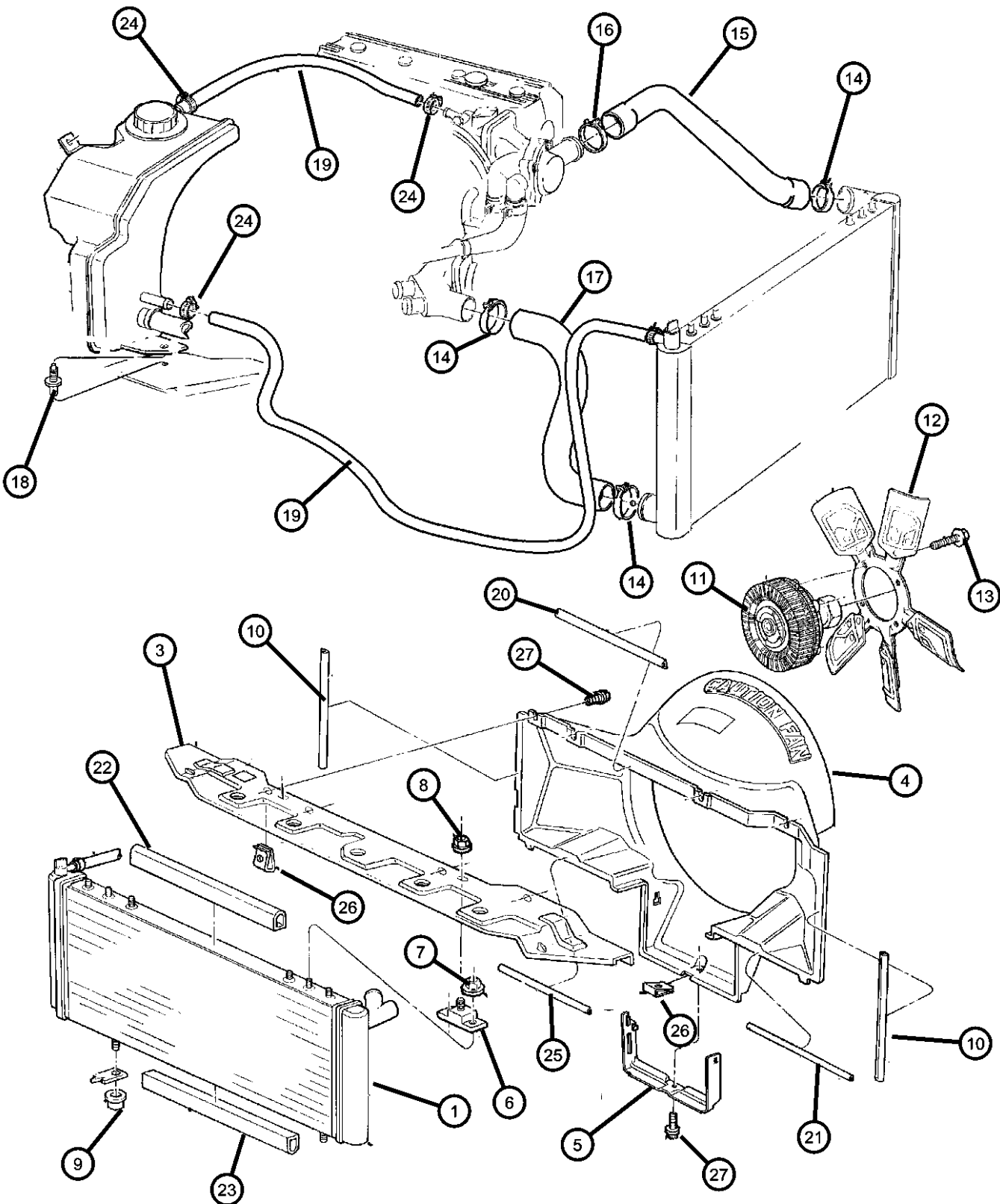
Radiator and Related Parts, 2.5L Gas Engine
Figure 7-130



ITEM	PART NUMBER	QTY	LINE	SERIES	BODY	ENGINE	TRANS	TRIM	DESCRIPTION
<div>NOTE</div> <div>Sales Code: DGO=Transmission-All Automatic</div> <div>DBB=Transmission-All Manual</div> <div>EPO=Engines=All 2.5L 4 Cyl Gas</div> <div>EPE=Engine=Magnum 2.5L SMPI I4</div> <div>ENC=Engine=2.5L 4 Cyl Turbo Diesel</div> <div>ENO=Engines=All 4/5 Cyl Turbo Diesel</div> <div>ERO=Engines=All 4.0L 6 Cyl Gas</div>									
1	05012883AA	1	J, T			ER0	DG0		RADIATOR, Engine Cooling
	52028393	1	U			ER0	DG0		
2	52028393	1							SEAL, Radiator Crossmember, (NOT REQUIRED)
-3	55235830AA	1				EN0, EP0, ER0			CROSSMEMBER, Radiator
4	52079880AA	1				EP0	DBB		CAP, Radiator
5	52079880AA	1							BOLT, Hex Flange Head, M8x1.25x30, (NOT REQUIRED)
6	52079880AA	1							NUT, Well, (NOT REQUIRED)
7	J0687550	2							GROMMET, Radiator
8	32002983	1				EP0, ER0			CLAMP, Hose, 32mm Black
9	52003789AB	1				EP0			HOSE, Thermostat Outlet
10	52005580	1				EP0, ER0			CLAMP, Hose to Radiator
11	06034927	1				EPE, ER0			SCREW AND WASHER, Hex Head, .312-18x.970
12	53006192	1				EPE, ER0			HOUSING, Thermostat
13	06034927	1				EPE, ER0			SCREW AND WASHER, Hex Head, .312-18x.970
14	53020547AB	1				EPE, ER0			GASKET, Thermostat
15	52028186	1				EPE, ER0			THERMOSTAT, 195 Degrees
16	52003789AB	1				EP0			HOSE, Thermostat Outlet
17	32002366	1				EP0, ER0			CLAMP, Hose, 55mm Black
18	00154552	3				EP0, ER0			SCREW, Hex Head, .190-16x.625
19	52079634AB	1				EP0			SHROUD, Fan
20	55174736	1				EP0, ER0			SHIELD, Engine
21	52079684	1				EP0			VISCOUS CLUTCH, Fan Drive, w/air conditioning
22	00154591	4				EP0, ER0			NUT AND WASHER, Hex, .312-18
23	52028331	1				EP0			FAN, Cooling
24	06034860	4				EP0, ER0			BOLT AND WASHER, Implement Attaching
25	J3234806	1				ENC, EP0			LABEL, Fan Caution
26	06030441	14							PIN, Retainer
27	52003790AE	1				EP0			HOSE, Radiator To Pump
-28	52079661AB	1				EP0			FAN MODULE, Radiator Cooling

AR = use ase required - = Non illustrated part

Radiator and Related Parts, 2.5L Diesel Engine
Figure 7-140



ITEM	PART NUMBER	QTY	LINE	SERIES	BODY	ENGINE	TRANS	TRIM	DESCRIPTION
Note: Sales Code EN0 = 2.5L Diesel Engine									
1	52029100	1				EN0			RADIATOR, Engine Cooling
-2	52079493AC	1				EN0	DD0		BOTTLE, Degasser
3	55235830AA	1				EN0, EP0, ER0			CROSSMEMBER, Radiator
4	52079624AB	1				EN0			SHROUD, Fan
5	56022096	1	U						SEAL, Radiator
6	52002585	2	J						ISOLATOR, Radiator
7	11502722	4							NUT, Hex Flange, M5x.8
8	11503745	2							NUT, Hex, M6x1
9	J0687550	2	J						GROMMET, Radiator
10	52028230	2	J			EN0			SEAL, Radiator Shroud
11									DRIVE, Fan
	52028370	1				EN0			w/o air conditioning
	52028370AC	1				EN0			w/air conditioning
12	52028200	1				EN0			FAN, Cooling
13	06034860	4				EN0			BOLT AND WASHER, Implement Attaching
14	06034860	4							CLAMP, Radiator, 55mm Silver, (NOT SERVICED)
15	52079690	1				EN0			HOSE, Radiator Inlet
16	32002983	1				EN0			CLAMP, Hose, 32mm Black
17	52028407AC	1				EN0			HOSE, Radiator Outlet
18	06032824	1				EN0			BOLT, Hex Flange Head, .25-14x.625
19	52079457	1				EN0			HOSE, Coolant Recovery Bottle
20	52028234	1				EN0			SEAL, Radiator Shroud
21	52028216	1				EN0			SEAL, Radiator Shroud
22	52028238	1				EN0			SEAL, Crossmember
23	52028237	1				EN0			SEAL, Crossmember
24	06502081	1				EN0	DD0		CLAMP, Oil Cooler Line
25	52028223	1				EN0			SEAL, Radiator Shroud
26	06503998	5				EN0			NUT, U Multi Thread, M5 x .80
27	04886243AA	1				EN0			SCREW

AR = use ase required - = Non illustrated part

Charge Air Cooler, 2.5L Diesel Engine
Figure 7-150

ITEM	PART NUMBER	QTY	LINE	SERIES	BODY	ENGINE	TRANS	TRIM	DESCRIPTION
Note: Sales Code EN0 = 2.5L Diesel Engine									
1	04720366	1				EN0			COOLER, Engine Oil
2	06101442	1				EN0			U-NUT, M6 x 1.00, M6x1.00
3	52028236	1				EN0			ISOLATOR
4	52028235	1				EN0			SEAL, Cooler
5	34201358	2							NUT AND WASHER, Hex Nut-Sealing Washer, M6 x 1.00
6	52028008	2				EN0			CLAMP, Hose, 64mm
7									HOSE, Charge Air Cooler
	52079496	1				EN0			Outlet
	52079581	1				EN0			Inlet
8	52028374	1				EN0			DEFLECTOR, Air
9	52028374	1							SCREW, (NOT SERVICED)
10									HOSE, Charge Air Cooler
	52079496	1				EN0			Outlet
	52079581	1				EN0			Inlet

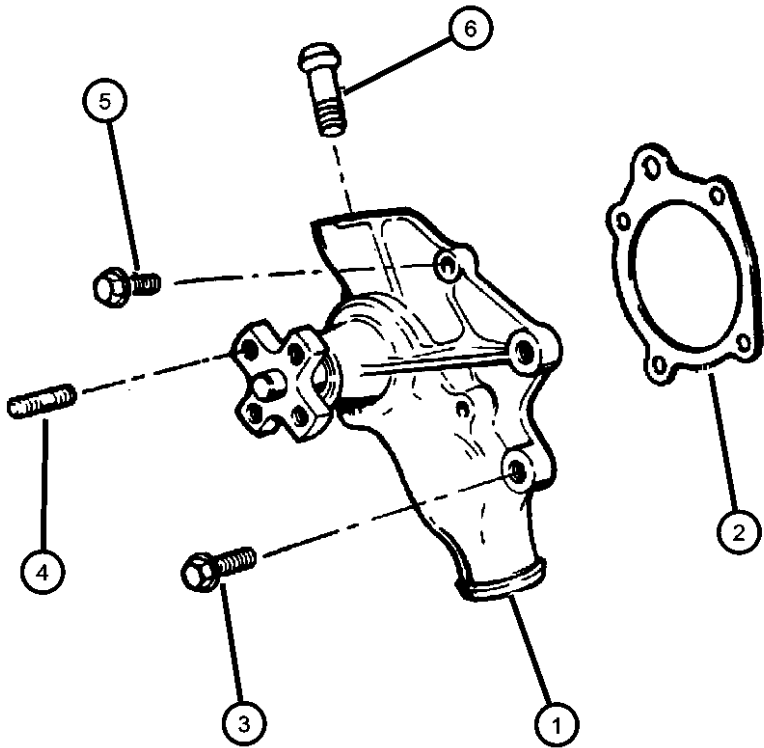
AR = use ase required - = Non illustrated part

Water Pump and Related Parts, 2.5 , 4.0L Gas Engine
Figure 7-210

ITEM	PART NUMBER	QTY	LINE	SERIES	BODY	ENGINE	TRANS	TRIM	DESCRIPTION
------	----------------	-----	------	--------	------	--------	-------	------	-------------

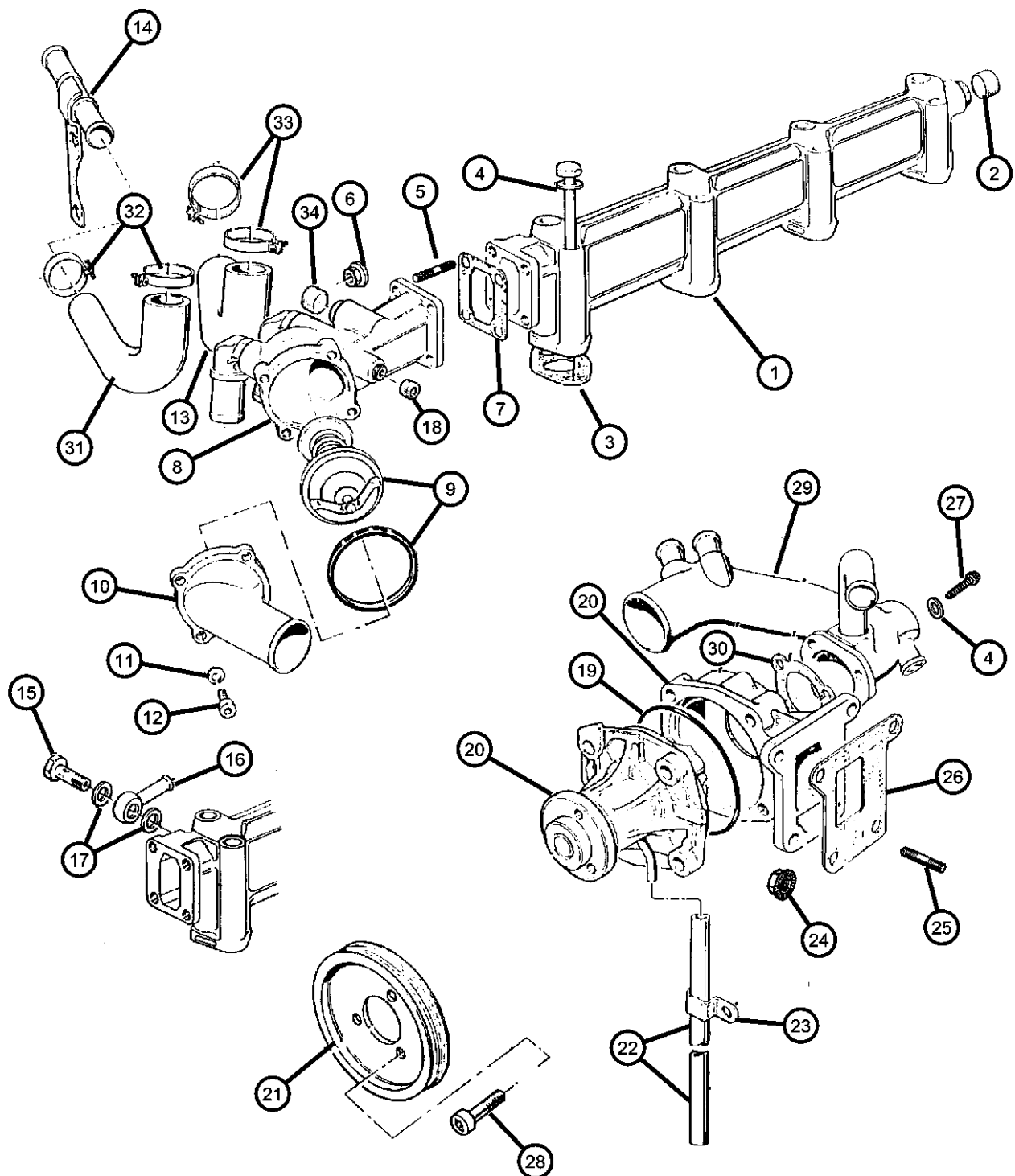
Note: Sales Code EP0 = 2.5L Gas Engine
Note: Sales Code ER0 = 4.0L Engine

1									PUMP PACKAGE, Water
	04626054AD	1				EPE			
	04626215AD	1				ER0			
2	53010419	1				EPE, ER0			GASKET, Water Pump
3	53010419	1							SCREW AND WASHER, Hex Head, .312-18x1.75, (NOT SERVICED)
4									STUD, .312-18/.312-24x1.250
	J4006714	4				ER0			
		4				EP0			
5		4							SCREW AND WASHER, Hex Head, .312-18x1.12, (NOT SERVICED)
6	53007978	1				EPE, ER0			TUBE, Water Pump Heater Return



AR = use ase required - = Non illustrated part

Water Pump and Manifold, 2.5L Diesel Engine
Figure 7-220

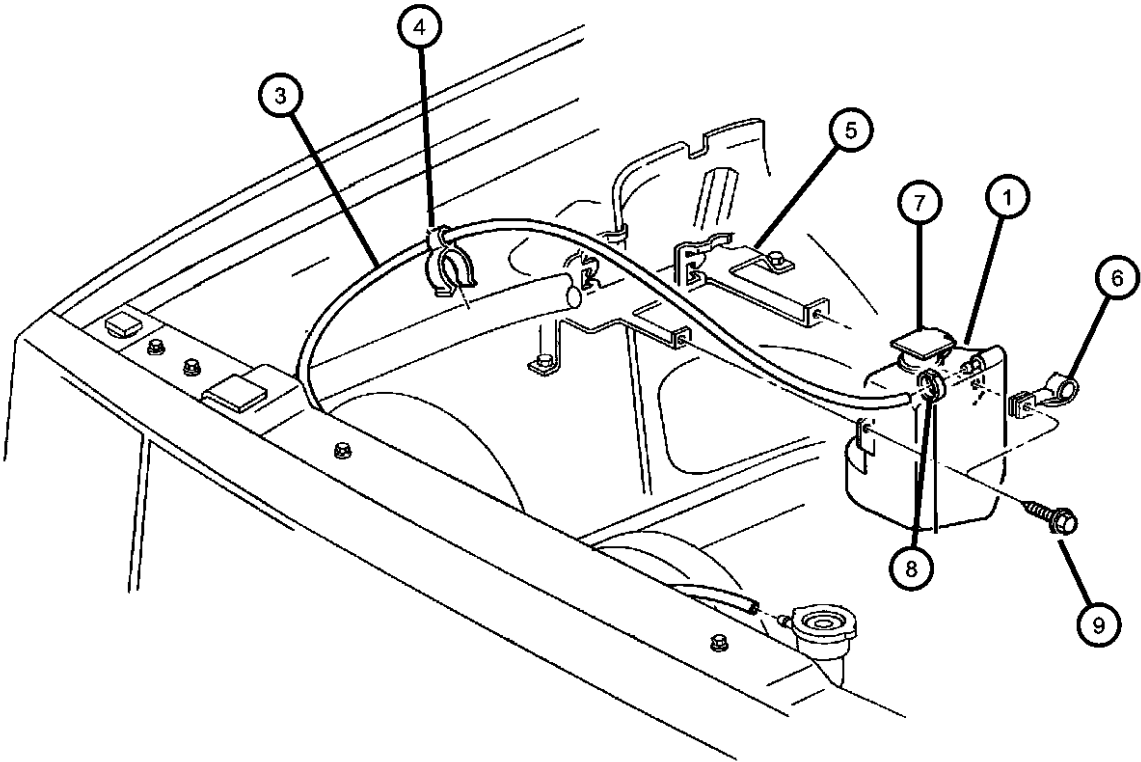


ITEM	PART NUMBER	QTY	LINE	SERIES	BODY	ENGINE	TRANS	TRIM	DESCRIPTION
Note: Sales Code EN0 = 2.5L Diesel Engine									
1	04797748	1				EN0			MANIFOLD, Water
2	04864753	3				EN0			PLUG
3	04720450	4				EN0			GASKET, Water Manifold
4	04720305	2				EN0			WASHER, Plain
5	04797764	4				EN0			STUD, M6x14
6	04778936	2				EN0			NUT, Suction Pipe Attaching
7	04778971	1				EN0			GASKET, Thermostat
8	04778974AB	1				EN0			HOUSING, Thermostat
9	04778975	1				EN0			THERMOSTAT
10	04778976	1				EN0			COVER, Thermostat Housing
11	04720305	2				EN0			WASHER, Plain
12	04720658	4				EN0			SCREW, Intake Manifold Elbow
13	04778977	1				EN0			HOSE, Water Pump Bypass
14	04778980	1				EN0			TUBE, Heater Feed
15	04720358	5				EN0			BOLT, Banjo
16	04797755	1				EN0			BANJO, Air Bleed
17	04720554	10				EN0			WASHER, Banjo
18	04720554	10							PLUG, Water Manifold, (NOT SERVICED)
19	04723198	1				EN0			O RING, Water Pump
20	04864566	1				EN0			PUMP, Water
21	04864567	1				EN0			PULLEY, Water Pump
22	04720438	1				EN0			PIPE, Water Pump Drain
23	04720446	1				EN0			CLIP, Drain Pipe
24	04778961	3				EN0			NUT
25	04720550	4				EN0			STUD, Water Pump To Block
26	04864575	1				EN0			GASKET, Water Pump
27	04864575	1							SCREW, Water Pump To Pipe, (NOT SERVICED)
28	05003554AA	1				EN0			SCREW
29	05003554AA	1							ADAPTER, Water Return To Pump, (NOT REQUIRED)
30	04864575	1				EN0			GASKET, Water Pump
31	04864575	1							HOSE, Heater Feed, (NOT REQUIRED)
32	04883924AA	4				EN0			CLAMP, Heater Hose
33	04883924AA	4							CLAMP, Heater Hose, (NOT SERVICED)
34	04883924AA	4							PLUG, Water Manifold, (NOT SERVICED)

AR = use ase required - = Non illustrated part

Bottle, Coolant Recovery, (LHD)
Figure 7-310

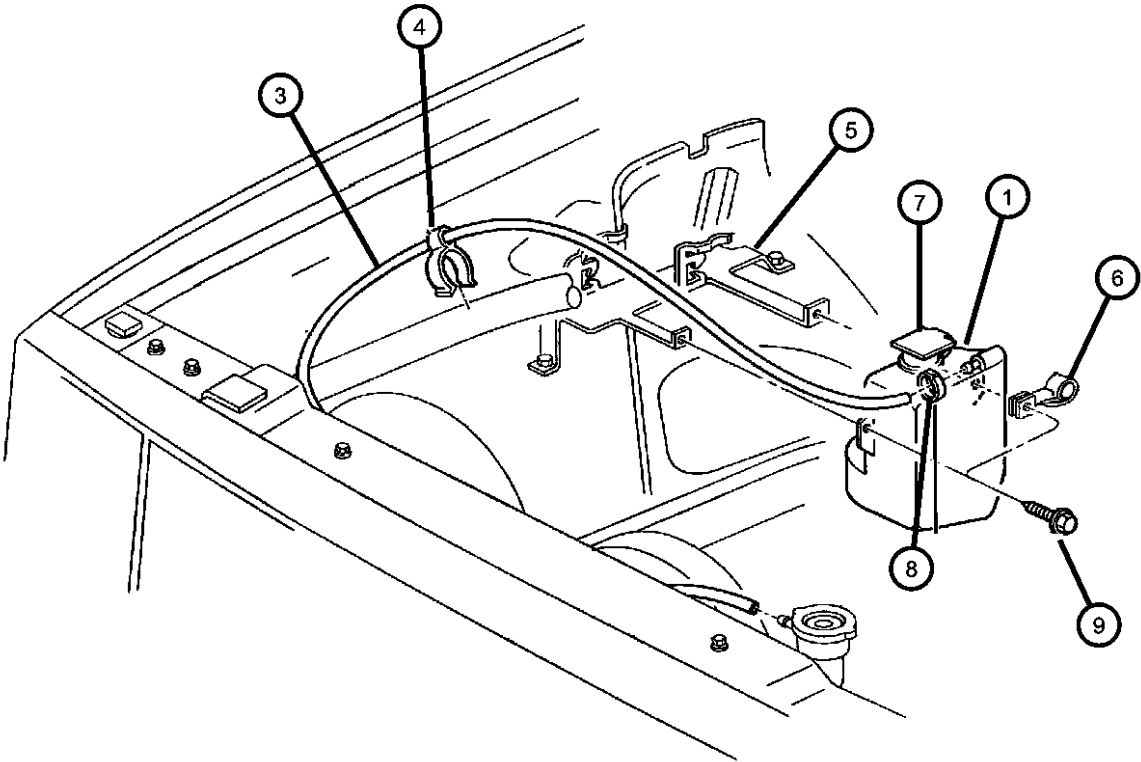
ITEM	PART NUMBER	QTY	LINE	SERIES	BODY	ENGINE	TRANS	TRIM	DESCRIPTION
Note: Sales Code EN0 = 2.5L Diesel Engine									
Note: Sales Code EP0 = 2.5L Gas Engine									
Note: Sales Code ER0 = 4.0L Engine									
1	52027984	1				EP0, ER0			TANK, Coolant Reserve
-2	52079493AC	1				EN0	DD0		BOTTLE, Degasser
3	04026148	1	J, T			ER0			HOSE, Coolant Reserve Tank
4									CLIP, Hose
	52007404	1				ER0			4.0L 6cyl Gas
		1	J, T			EP0			2.5L 4cyl Gas
5									BRACKET, Power Distribution Center
	56008885	1	J, T			EP0, ER0			
	56009151AB	1				EN0			
	56009418AB	1	U			EP0, ER0			Right Hand Drive
6	06025867	1	J, T			EPE, ERH			CLIP, Cable
7	52079331	1				EP0, ER0			CAP, Coolant Reserve Tank
8	02448761	1	J, T			EP0			CLAMP, Hose
9	02448761	1							SCREW, (NOT SERVICED)



AR = use ase required - = Non illustrated part

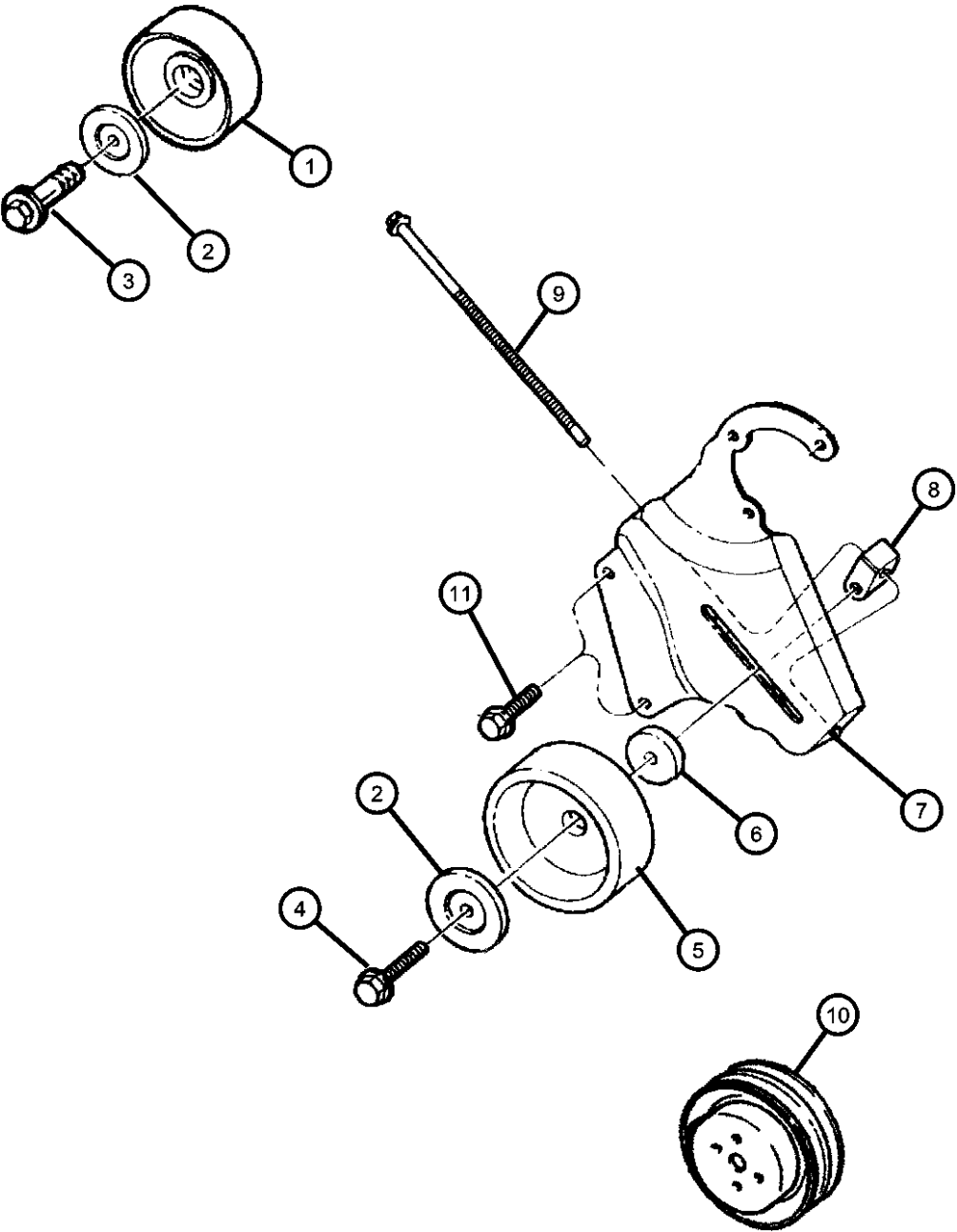
Bottle, Coolant Recovery, (RHD)
Figure 7-320

ITEM	PART NUMBER	QTY	LINE	SERIES	BODY	ENGINE	TRANS	TRIM	DESCRIPTION
Note: Sales Code EN0 = 2.5L Diesel Engine									
Note: Sales Code EP0 = 2.5L Gas Engine									
Note: Sales Code ER0 = 4.0L Engine									
1	52027984	1				EP0, ER0			TANK, Coolant Reserve
-2	52079493AC	1				EN0	DD0		BOTTLE, Degasser
3	04026148	1	J, T			ER0			HOSE, Coolant Reserve Tank
4									CLIP, Hose
	52007404	1				ER0			
		1	J, T			EP0			
5									BRACKET, Power Distribution Center
	56008885	1	J, T			EP0, ER0			
	56009151AB	1				EN0			
	56009418AB	1	U			EP0, ER0			Right Hand Drive
6	06025867	1	J, T			EPE, ERH			CLIP, Cable
7	52079331	1				EP0, ER0			CAP, Coolant Reserve Tank
8	02448761	1	J, T			EP0			CLAMP, Hose
9	02448761	1							SCREW, (NOT SERVICED)



AR = use ase required - = Non illustrated part

Drive Pulleys, 2.5L Gas Engine
Figure 7-410

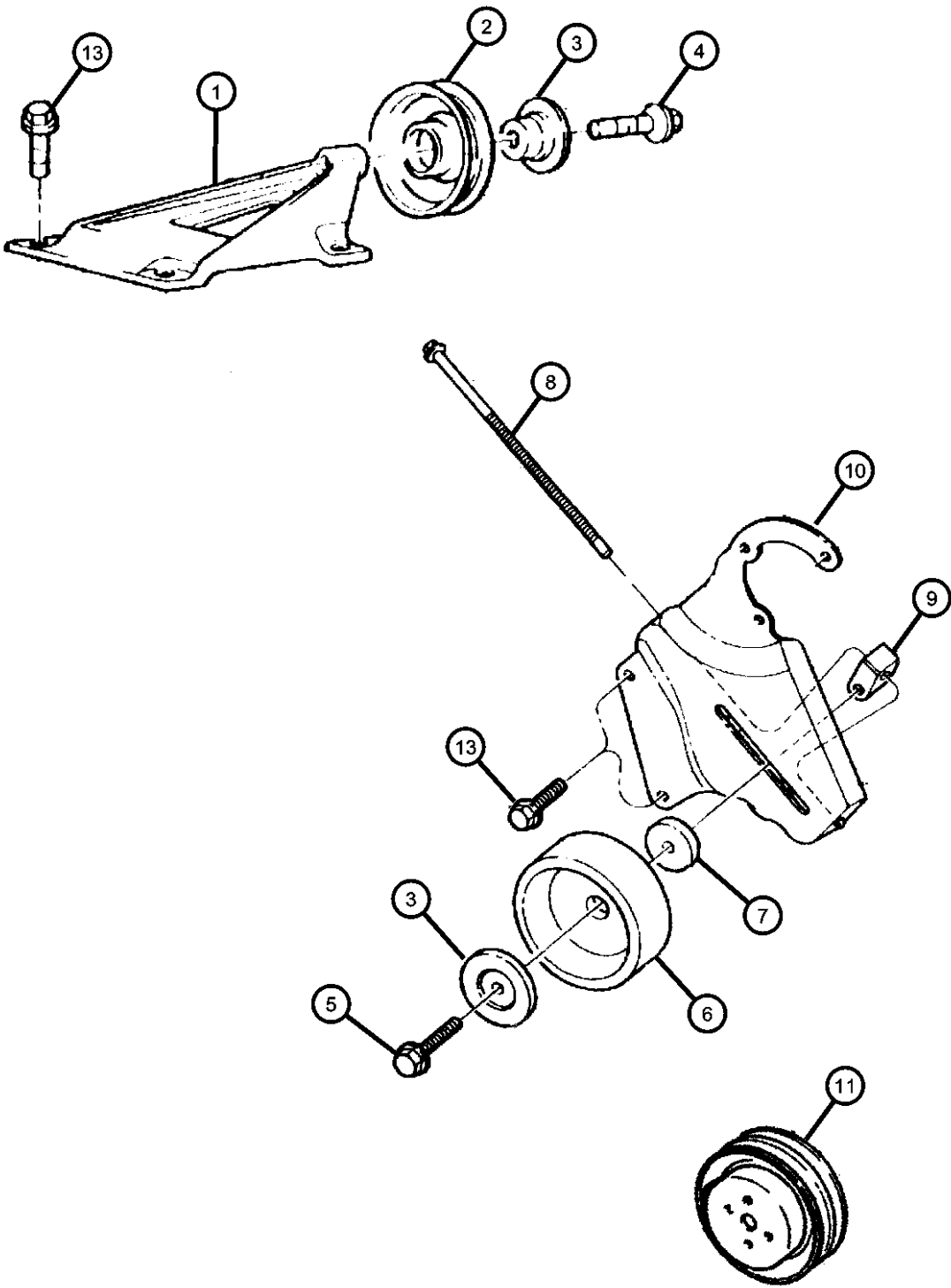


ITEM	PART NUMBER	QTY	LINE	SERIES	BODY	ENGINE	TRANS	TRIM	DESCRIPTION
Note: Sales Code EP0 = 2.5L Gas Engine									
1	53010230	1				EP0, ER0			PULLEY, Idler
2	33002201	1				EP0, ER0			BUSHING, Idler Pulley
3	06504239	1				EP0			SCREW AND WASHER, M10x1.5x40
4	34202029	1				EP0, ER0			BOLT, Hex Flange Head, M10x1.50x50
5	04792112	1				EP0, ER0			PULLEY, Idler
6	06503230	1				EP0, ER0			SPACER, Belt Tensioner
7	53010148	1				EP0			BRACKET, Tensioner
8	53010149	1				EP0, ER0			COLLAR, Tensioner Adjustment
9	06503198	1				EP0, ER0			BOLT
10	53007154	1	U			EP0			PULLEY, Water Pump
11	53007154	1							SCREW, (NOT SERVICED)

AR = use ase required - = Non illustrated part

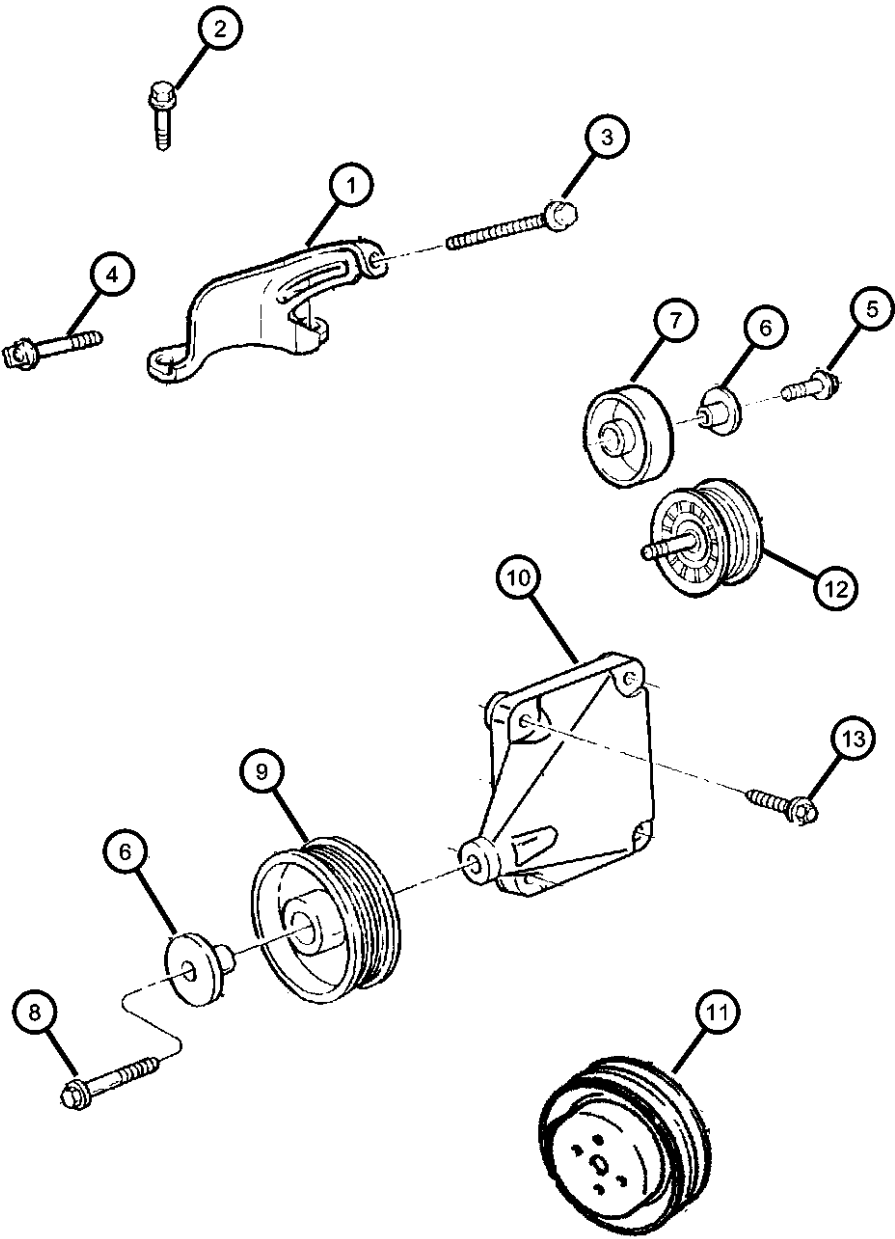
Drive Pulleys, 4.0L Engine, LHD
Figure 7-420

ITEM	PART NUMBER	QTY	LINE	SERIES	BODY	ENGINE	TRANS	TRIM	DESCRIPTION
Note: Sales Code ER0 = 4.0L Engine									
1	53006551	1	J, T			ER0			BRACKET, Idler Pulley
2	53002903	1				ER0			PULLEY, Idler
3	33002201	1	J, T			ER0			BUSHING, Idler Pulley
4	06504239	1	J, T			ER0			SCREW AND WASHER, M10x1.5x40
5	34202029	1				EP0, ER0			BOLT, Hex Flange Head, M10x1.50x50
6	04792112	1				EP0, ER0			PULLEY, Idler
7	06503230	1				EP0, ER0			SPACER, Belt Tensioner
8	06503198	1				EP0, ER0			BOLT
9	53010149	1				EP0, ER0			COLLAR, Tensioner Adjustment
10	53010148	1	J, T			ER0			BRACKET, Tensioner
11	53002907	1				ER0			PULLEY, Water Pump
-12	53010309	1				ER0			PULLEY, Fan
13	53010309	1							SCREW, (NOT SERVICED)



AR = use ase required - = Non illustrated part


Drive Pulleys, 4.0L Engine, RHD
Figure 7-430



ITEM	PART NUMBER	QTY	LINE	SERIES	BODY	ENGINE	TRANS	TRIM	DESCRIPTION
Note: Sales Code ER0 = 4.0L Engine									
1	53010190AD	1	U			ER0			BRACKET, Tensioner
2	06502144	2	U			ER0			SCREW AND WASHER, Hex Head, M10x1.5x25
3	06502929	1	U			ER0			SCREW AND WASHER, Hex Head, M8x1.25x110
4	06502592	1	U			ER0			SCREW, M8x1.25 Tapped Head, M10x1.5x50
5	06502137	1	U			ER0			BOLT, Hex Flange Head, M10x1.50x35
6	33002201	1	U			ER0			BUSHING, Idler Pulley
7	05003567AA	1				EN0			PULLEY, Idler
8	06034497	1	U			ER0			BOLT AND WASHER, Hex Head, .375-16x2.375
9	53002903	1				ER0			PULLEY, Idler
10	53010163	1	U			ER0			BRACKET, Fan
11	53002907	1				ER0			PULLEY, Water Pump
12	53010228AB	1	U			ER0			PULLEY, Idler
13	53010228AB	1							SCREW, (NOT SERVICED)

AR = use ase required - = Non illustrated part

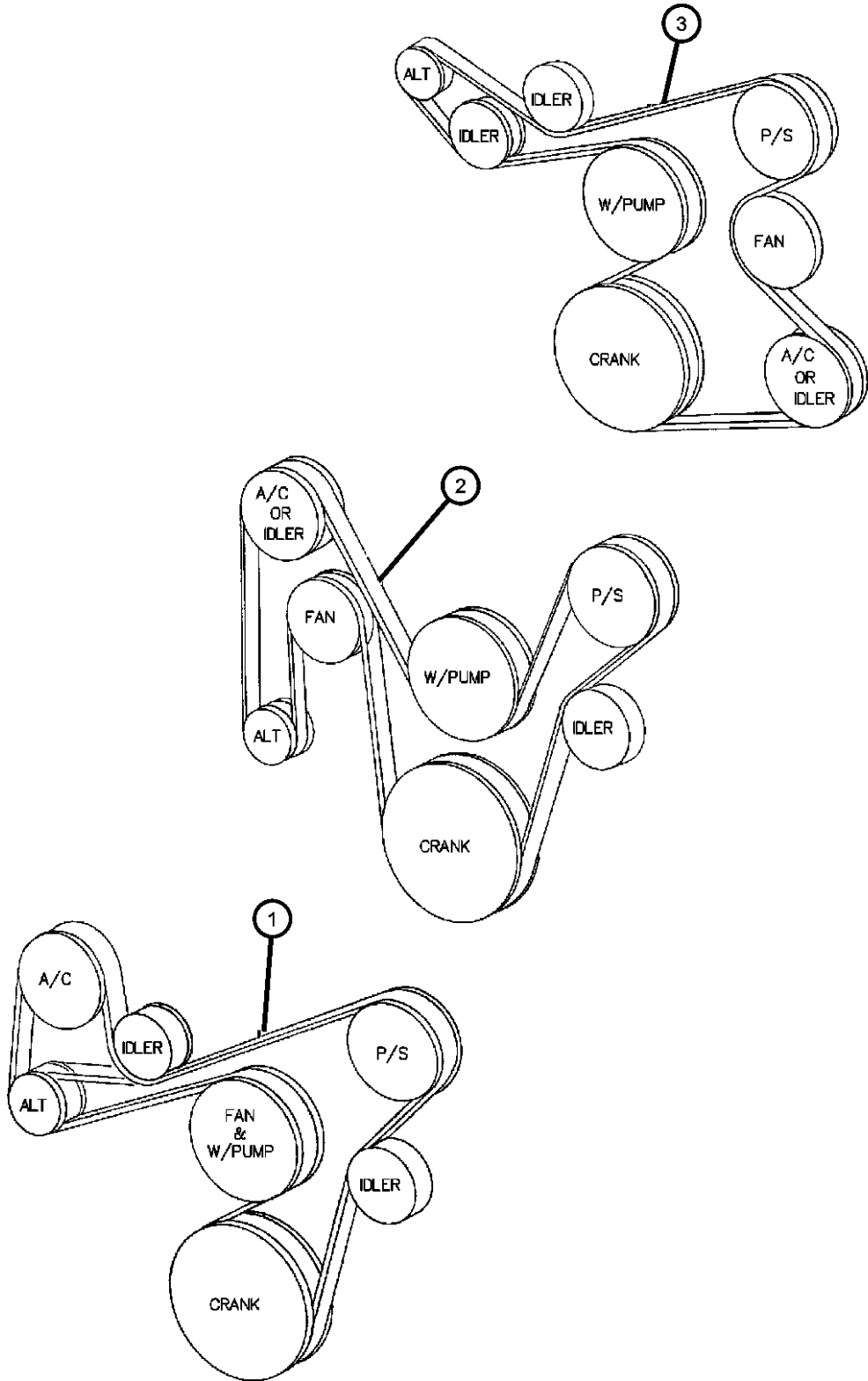
Drive Pulleys, 2.5L Diesel Engine
Figure 7-440



ITEM	PART NUMBER	QTY	LINE	SERIES	BODY	ENGINE	TRANS	TRIM	DESCRIPTION
Note: Sales Code EN0 = 2.5L Diesel Engine									
1	04864758	2				EN0			WASHER
2	04723200	1				EN0			WASHER, Flat
3	04796030	1				EN0			SCREW, Fan Bearing
4	04796030	1							BOLT, Left Hand Thread, M10x50, (NOT SERVICED)
5	04720243	3				EN0			WASHER, Lock, M10
6	04720243	3							WASHER, Idler Pulley, (NOT SERVICED)
7	05003567AA	1				EN0			PULLEY, Idler
8	05003567AA	1							SHAFT, Idler Pulley, (NOT SERVICED)
9	04720688	2				EN0			WASHER, Flat
10	04797768	4				EN0			BOLT, Vacuum Pump Bracket, M10x35
11	04864559	3				EN0			SCREW
12	05003536AA	1				EN0			BOLT, Belt Tensioner
13	04897159AA	1				EN0			TENSIONER, Belt
14	04883528AA	1				EN0			BOLT, Adaptor Plate
15	04886053AA	1				EN0			BOLT, Belt Tensioner
16	04883491AA	1				EN0			PULLEY, Fan
17	05003566AA	1				EN0			BRACKET, Fan

AR = use ase required - = Non illustrated part

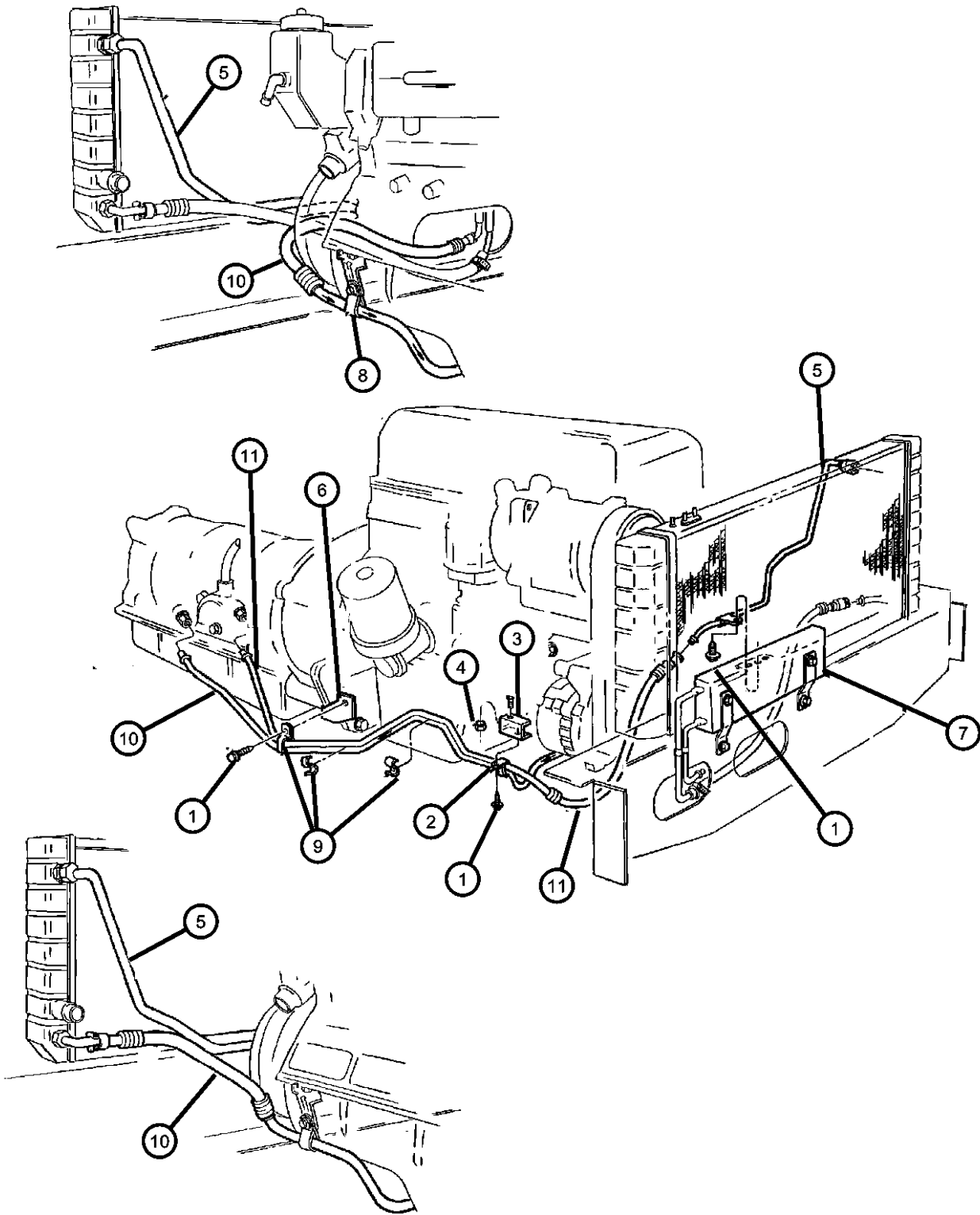
Drive Belts
Figure 7-510



ITEM	PART NUMBER	QTY	LINE	SERIES	BODY	ENGINE	TRANS	TRIM	DESCRIPTION
Note: Sales Code EN0 = 2.5L Diesel Engine									
Note: Sales Code EP0 = 2.5L Gas Engine									
Note: Sales Code ER0 = 4.0L Engine									
1	53010257	1	J, T			EP0			BELT, Accessory Drive
2	53010311	1	U			EP0			BELT, Accessory Drive
3									BELT, Accessory Drive
	53010234	1	U			ER0			
	53010314	1	J, T			ER0			
	53011038	1	B, U			ER0			[XDK]
-4									LABEL, Belt Routing
	53010297	1	U			ER0			
	53010298	1				EP0			
	53010299	1	J, T			ER0			
	53040078	1				EN0			

AR = use ase required - = Non illustrated part

Oil Cooler Lines (LHD)
Figure 7-610

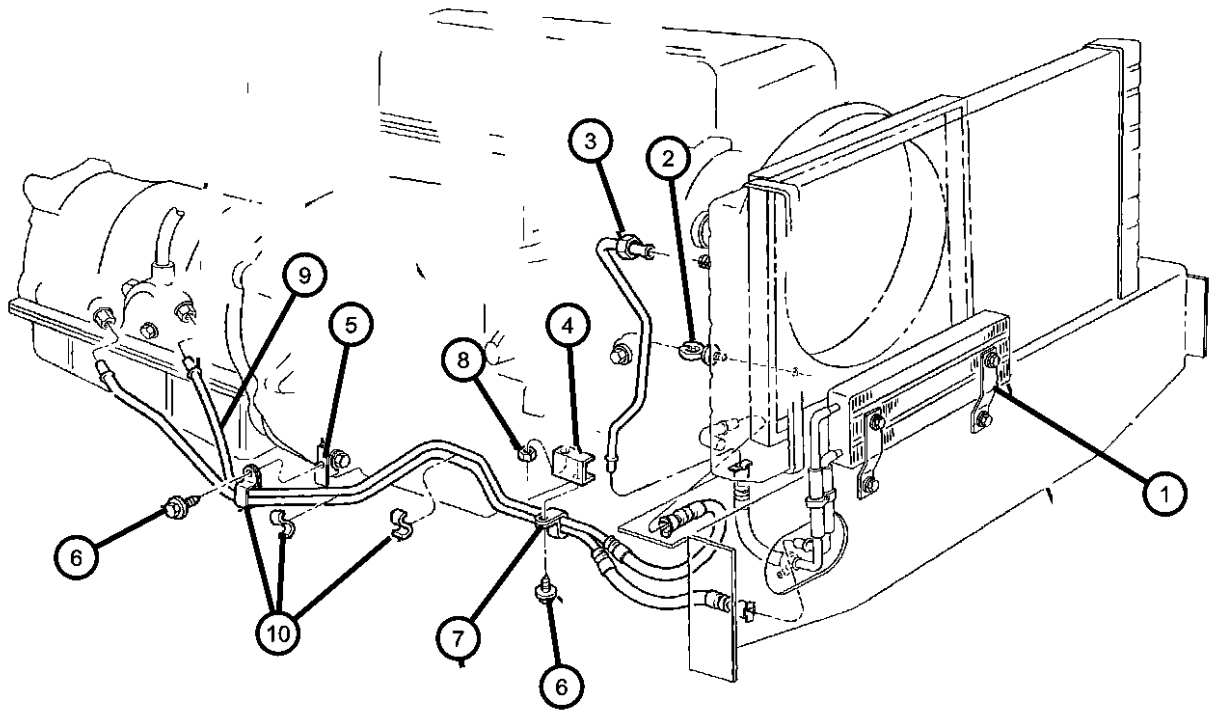


ITEM	PART NUMBER	QTY	LINE	SERIES	BODY	ENGINE	TRANS	TRIM	DESCRIPTION
Note: Sales Code DGB = Manual Trans									
Note: Sales Code DG0 = All Auto Trans									
Note: Sales Code EN0 = 2.5L Diesel Engine									
Note: Sales Code EP0 = 2.5L Gas Engine									
Note: Sales Code ER0 = 4.0L Engine									
1	06035058	3	J, T			EP0, ER0			SCREW, Hex Flange Head, .19-16x.50
2	34202698	1				ER0	DG0		CLIP, Oil Tube
3	53004990	1				ER0	DG0		BRACKET, Oil Cooler Tube
4	06033560	2				ER0			NUT AND WASHER, Hex Nut-Coned Washer, .25-20
5	52028328	1	J, T			ER0	DG0		TUBE, Supply
6	53004631	1				ER0	DG0		BRACKET, Oil Cooler Tube
7	52028517AC	1	U			ER0			COOLER, Transmission Oil
8	34202697	2	J, T			ER0	DG0		CLIP, Oil Cooler Tube
9	34202697	2							CLIP, (NOT SERVICED)
10	52028566AC	1	J, T			ER0	DG0		TUBE AND HOSE, Return
11	52028605AC	1	J, T			ER0	DG0		TUBE AND HOSE, Supply

AR = use ase required - = Non illustrated part

Oil Cooler Lines (RHD)
Figure 7-620

ITEM	PART NUMBER	QTY	LINE	SERIES	BODY	ENGINE	TRANS	TRIM	DESCRIPTION
Note: Sales Code ER0 = 4.0L Engine									
Note: Sales Code DG0 = All Auto Trans									
1	52028517AC	1	U			ER0			COOLER, Transmission Oil
2	32000404	3	U						CLIP, Tube
3	52028310	1	U			ER0	DG0		TUBE, Oil Cooler
4	53004990	1				ER0	DG0		BRACKET, Oil Cooler Tube
5	53004631	1				ER0	DG0		BRACKET, Oil Cooler Tube
6	06035058	2	U			ER0	DG0		SCREW, Hex Flange Head, .19-16x.50
7	34202698	1				ER0	DG0		CLIP, Oil Tube
8	06033560	1							NUT AND WASHER, Hex Nut-Coned Washer, .25-20
9	52028310	1	U			ER0	DG0		TUBE, Oil Cooler
10	52028310	1							CLIP, (NOT SERVICED)



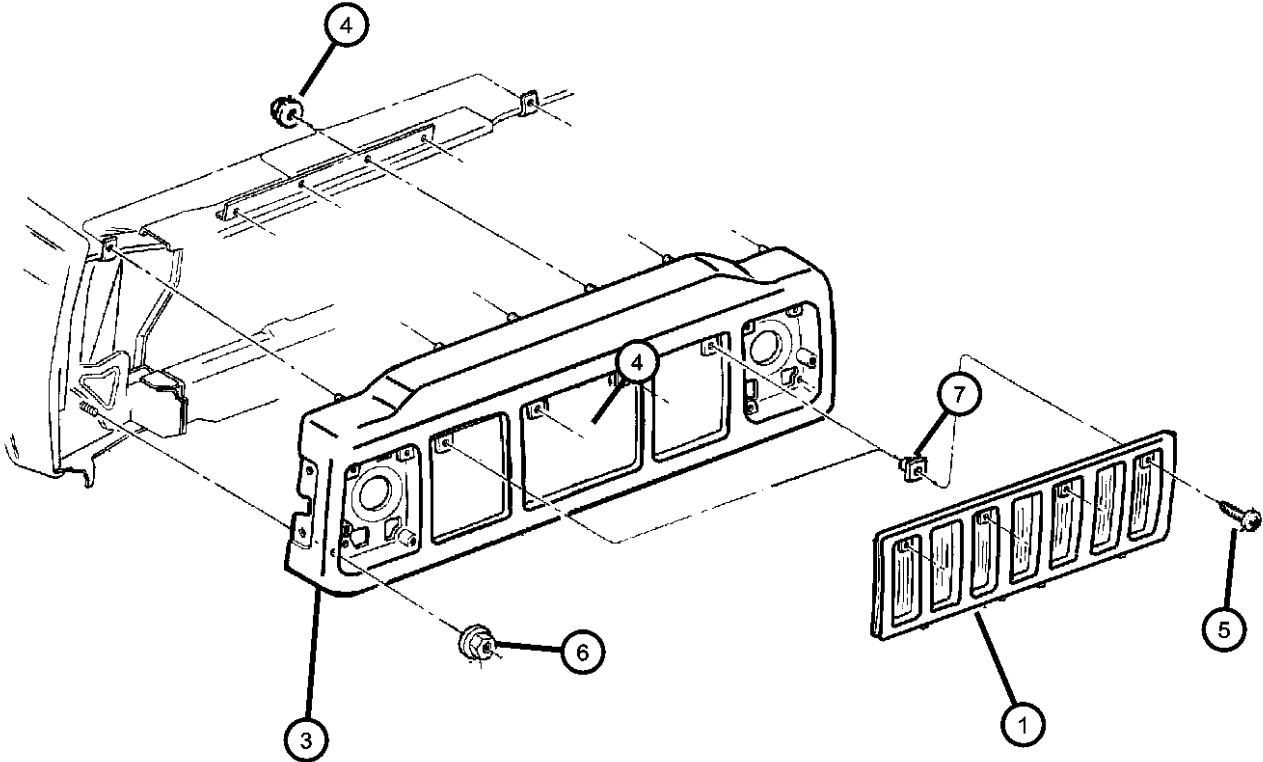
AR = use ase required - = Non illustrated part

Grille and Related Parts
Figure 7-710

ITEM	PART NUMBER	QTY	LINE	SERIES	BODY	ENGINE	TRANS	TRIM	DESCRIPTION
------	----------------	-----	------	--------	------	--------	-------	------	-------------

Note: Sales Code EN0 = 2.5L Diesel Engine

1	55055150	1							GRILLE, Radiator
-2	52028374	1				EN0			DEFLECTOR, Air
3	55055233AD	1							PANEL, Grille Opening
4	06503825	2							NUT AND WASHER, Hex Nut-Coned Washer, M6 x 1.00
5	06034204	4							SCREW, Pan Head, #6 HiLo
6	06503825	1				EN0			NUT AND WASHER, Hex Nut-Coned Washer, M6 x 1.00
7	06035657	4							NUT, Plastic Snap-In, For .164-15 Screw



AR = use ase required - = Non illustrated part

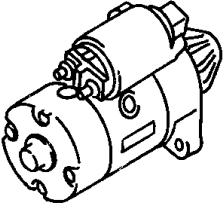
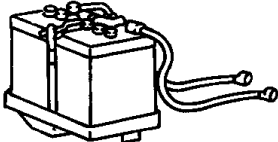

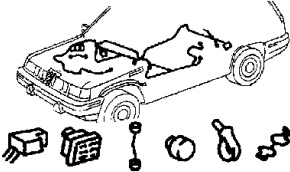

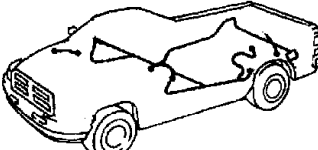
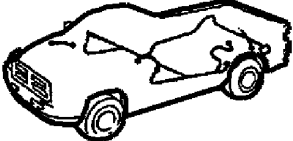
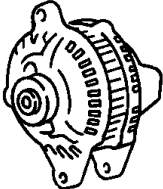

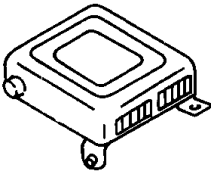

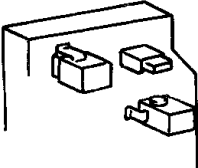

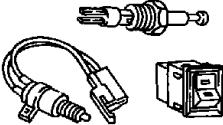
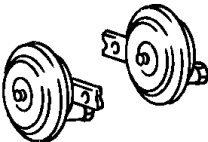
Group - 8

Electrical

Group - 8 Electrical

Illustration Title

Group-Fig. No.

008-100 Starters 	008-1000 Battery Tray and Cables 	008-1100 Lamps - Front, Rear and Courtesy 	008-1200 Wiring-Engine & Related Parts 
008-1300 Wiring-Headlamp to Dash 	008-1400 Wiring-Instrument Panel WIRING INSTR. PANEL	008-1500 Wiring-Body & Accessories 	008-1600 Wiring Repair WIRING REPAIR PKG.
008-1900 Spark Plugs-Cables-Coils 	008-200 Alternators 	008-300 Distributor 	008-400 Modules 
008-500 Relays 	008-600 Sensors 	008-700 Single Board Engine Controllers 	008-800 Switches 
008-900 Horns 			

Starters

Starter and Mounting 2.5L & 4.0L Engine	Fig. 8 - 105
Starter and Mounting (Diesel Engine)	Fig. 8 - 110

Alternators

Alternator 2.5L & 4.0L Engines (RHD)	Fig. 8 - 205
Alternator 2.5L & 4.0L Engines (LHD)	Fig. 8 - 207
Alternator Diesel Engine	Fig. 8 - 210

Distributor

Distributor 2.5L Engine	Fig. 8 - 305
Distributor 4.0L Engine	Fig. 8 - 310

Modules

Modules	Fig. 8 - 405
---------------	--------------

Relays

Relays	Fig. 8 - 510
--------------	--------------

Sensors

Control Units and Sensors	Fig. 8 - 605
---------------------------------	--------------

Single Board Engine Controllers

Single Board Engine Controllers	Fig. 8 - 710
---------------------------------------	--------------

Switches

Switches and Sending Units	Fig. 8 - 810
----------------------------------	--------------

Horns

Horns	Fig. 8 - 910
-------------	--------------

Battery Tray and Cables

Battery Trays	Fig. 8 - 1005
Battery Cables	Fig. 8 - 1010

Lamps - Front, Rear and Courtesy

Lamps Fog	Fig. 8 - 1135
Lamps Front	Fig. 8 - 1140
Lamps Rear	Fig. 8 - 1155
Lamps Cargo - Dome - Underhood	Fig. 8 - 1165
Bulbs	Fig. 8 - 1170

Wiring-Engine & Related Parts

Wiring Engine and Related Parts	Fig. 8 - 1210
---------------------------------------	---------------

Wiring-Headlamp to Dash

Wiring Headlamp to Dash	Fig. 8 - 1310
-------------------------------	---------------

Wiring-Instrument Panel

Wiring Instrument Panel	Fig. 8 - 1410
-------------------------------	---------------

Wiring-Body & Accessories

Wiring Body and Accessory	Fig. 8 - 1510
---------------------------------	---------------

Wiring Repair

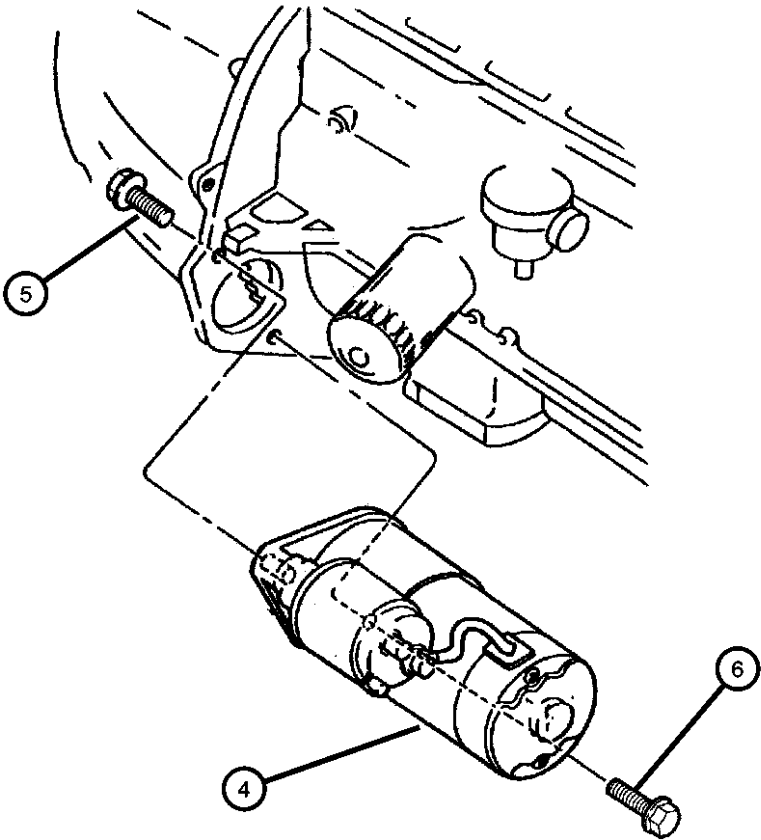
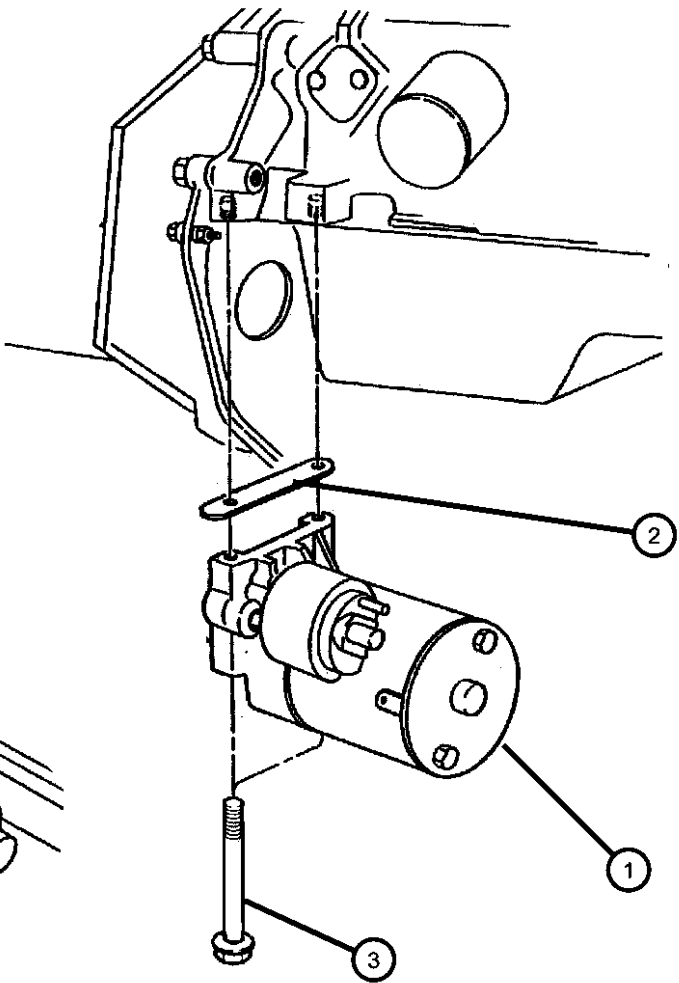
Connector Repair Package	Fig. 8 - 1610
--------------------------------	---------------

Spark Plugs-Cables-Coils

Cable Spark Plug & Wires	Fig. 8 - 1905
--------------------------------	---------------

Starter and Mounting 2.5L & 4.0L Engine
 Figure 8-105

ITEM	PART NUMBER	QTY	LINE	SERIES	BODY	ENGINE	TRANS	TRIM	DESCRIPTION
EP0=2.5L Engine ER0=4.0L Engine									
1									STARTER
	56041012AB	1				ER0			
	R6041012AC								Mopar Remanufactured Part
	56041013AB	1				EP0			
2	J3241711	AR				EP0			SHIM, Starter Motor
3	06035607	2				EP0			SCREW, Starter Motor
4	56041012AB	1				ER0			STARTER
	R6041012AC								Mopar Remanufactured Part
5	06503699	1				ER0			SCREW AND WASHER, Hex Head, M10x1.5x28
6	J4006192	1				ER0			BOLT AND WASHER, Hex Head, .375-16x1.75



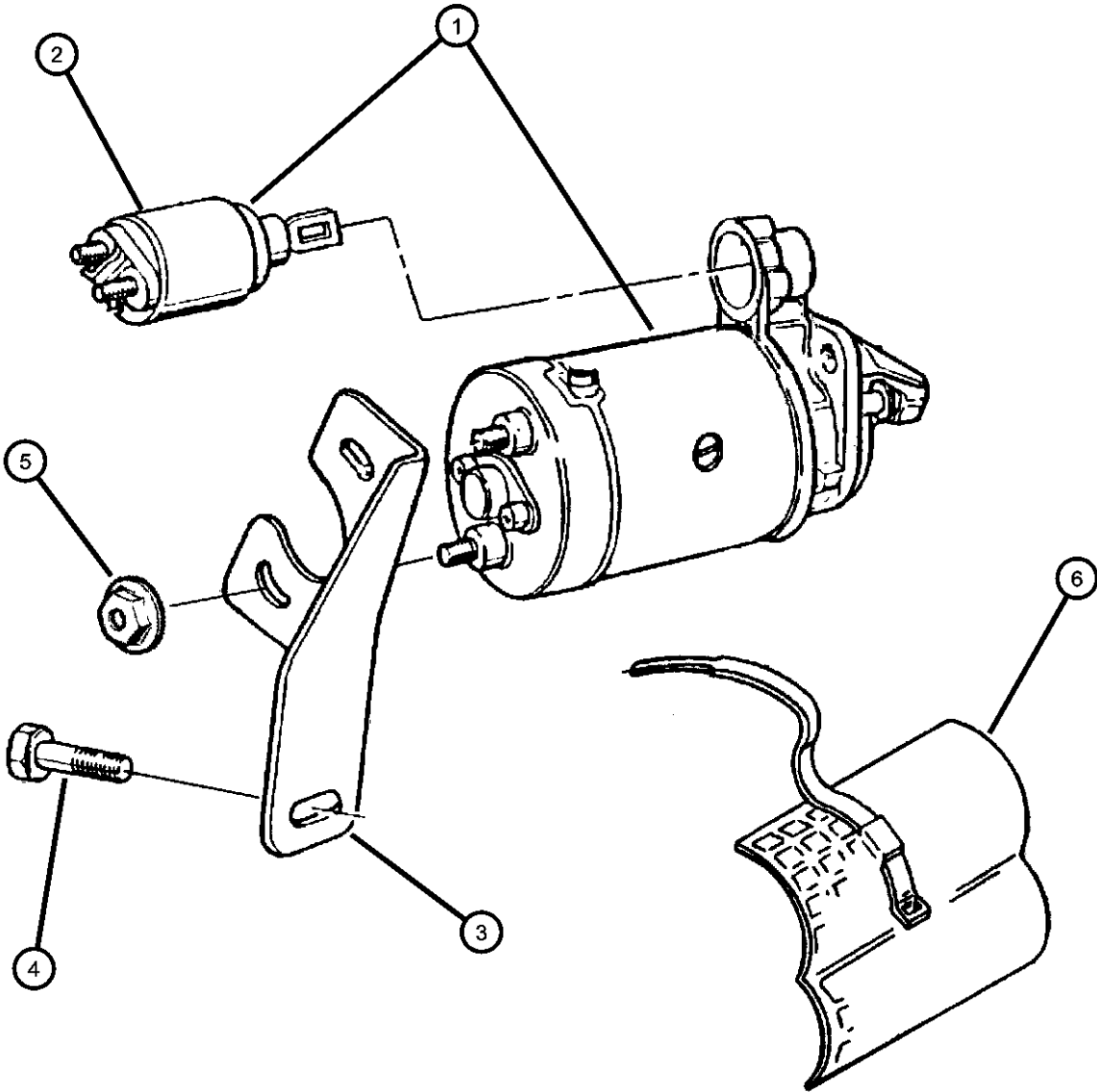
AR = use ase required - = Non illustrated part

Starter and Mounting (Diesel Engine)
 Figure 8-110

ITEM	PART NUMBER	QTY	LINE	SERIES	BODY	ENGINE	TRANS	TRIM	DESCRIPTION
------	-------------	-----	------	--------	------	--------	-------	------	-------------

EN0=4Cylinder Turbo Engine

1	04883447AA	1				EN0			STARTER
2	04723275	1				EN0			SOLENOID, Starter
3	04796045	1				EN0			BRACKET, Starter
4	05003535AA	1				EN0			BOLT
5	04778936	2				EN0			NUT, Suction Pipe Attaching
6	56027329	1				EN0			SHIELD, Heat



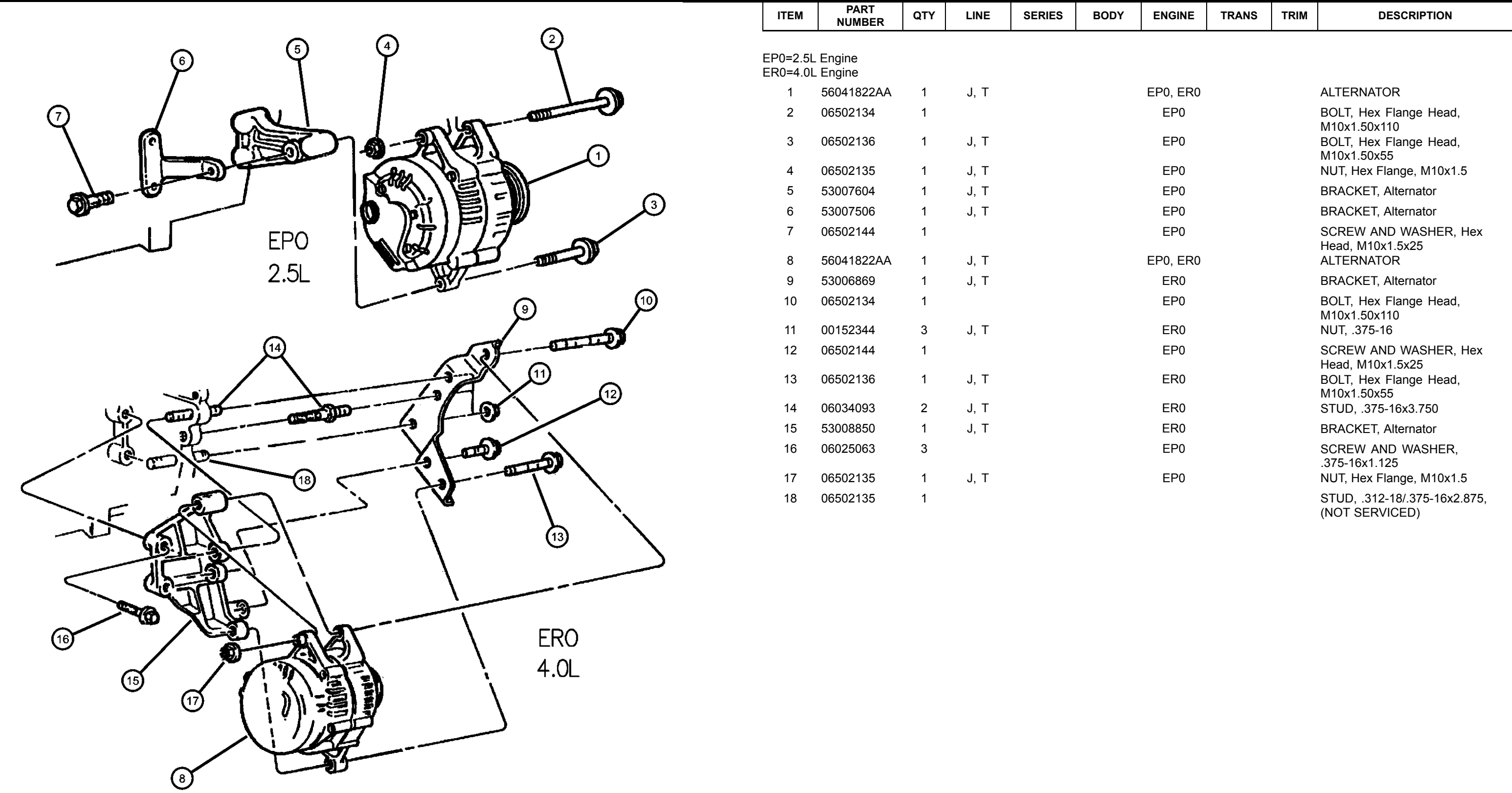
AR = use ase required - = Non illustrated part

Alternator 2.5L & 4.0L Engines (RHD)
Figure 8-205

ITEM	PART NUMBER	QTY	LINE	SERIES	BODY	ENGINE	TRANS	TRIM	DESCRIPTION
EP0=2.5L Engine ER0=4.0L Engine									
1	56041822AA	1	U		74	ER0			ALTERNATOR
2	06502666	1	U		74	EP0			SCREW AND CONED WASHER, Hex Flange Head, M8x1.25x55
3									BRACKET, Alternator
	53006869	1	J, T			ER0			
	53007506	1	J, T			EP0			
4	06502143	1	U		74	EP0			BOLT, Hex Flange Head, M10x1.5-80
5	56041822AA	1	U		74	ER0			ALTERNATOR
6	06101448	1	U		74	ER0			NUT AND WASHER, Hex Nut-Coned Washer, M10 x 1.5
7	06502134	1	U		74	ER0			BOLT, Hex Flange Head, M10x1.50x110
8	06502929	1	U		74	ER0			SCREW AND WASHER, Hex Head, M8x1.25x110
9	53010190AD	1	U		74	ER0			BRACKET, Tensioner
10	06502144	2	U		74	ER0			SCREW AND WASHER, Hex Head, M10x1.5x25
11	06502592	1	U		74	ER0			SCREW, M8x1.25 Tapped Head, M10x1.5x50
12	06502135	1	U		74	ER0			NUT, Hex Flange, M10x1.5
13	06502135	1							SCREW AND WASHER, Hex Head, Coned, Header, .312-18x2.75, .375-16x1.625, (NOT SERVICED)
14	06034497	1	U		74	ER0			BOLT AND WASHER, Hex Head, .375-16x2.375
15	53010231	1	U		74	ER0			BRACKET, Alternator
16	53010231	1							BOLT, Hex Flange Head, .375-16 x 2.75, (NOT SERVICED)
17	06034242	1	U		74	ER0			SCREW AND WASHER

AR = use ase required - = Non illustrated part

Alternator 2.5L & 4.0L Engines (LHD)
Figure 8-207

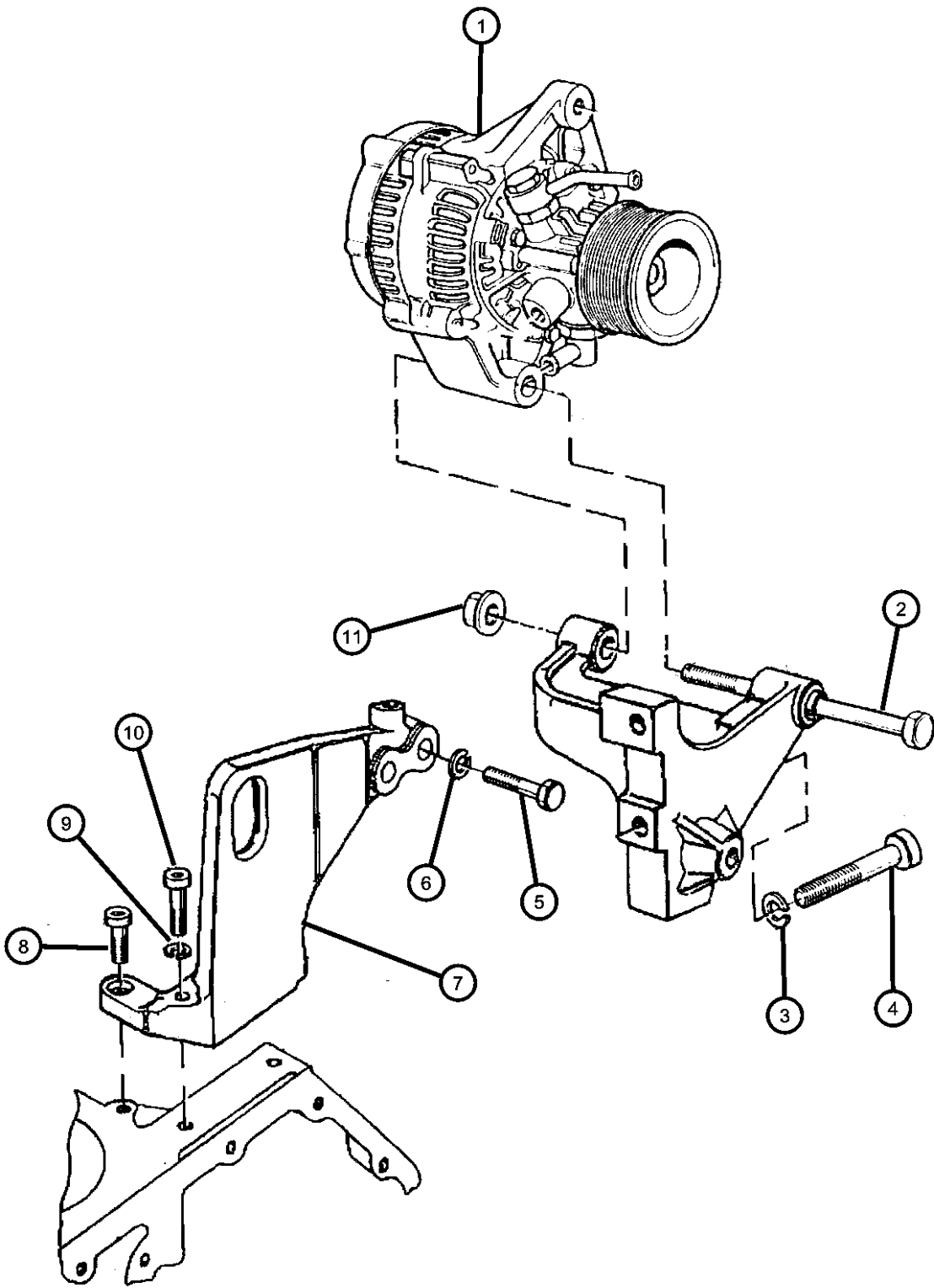


ITEM	PART NUMBER	QTY	LINE	SERIES	BODY	ENGINE	TRANS	TRIM	DESCRIPTION
EP0=2.5L Engine ER0=4.0L Engine									
1	56041822AA	1	J, T			EP0, ER0			ALTERNATOR
2	06502134	1				EP0			BOLT, Hex Flange Head, M10x1.50x110
3	06502136	1	J, T			EP0			BOLT, Hex Flange Head, M10x1.50x55
4	06502135	1	J, T			EP0			NUT, Hex Flange, M10x1.5
5	53007604	1	J, T			EP0			BRACKET, Alternator
6	53007506	1	J, T			EP0			BRACKET, Alternator
7	06502144	1				EP0			SCREW AND WASHER, Hex Head, M10x1.5x25
8	56041822AA	1	J, T			EP0, ER0			ALTERNATOR
9	53006869	1	J, T			ER0			BRACKET, Alternator
10	06502134	1				EP0			BOLT, Hex Flange Head, M10x1.50x110
11	00152344	3	J, T			ER0			NUT, .375-16
12	06502144	1				EP0			SCREW AND WASHER, Hex Head, M10x1.5x25
13	06502136	1	J, T			ER0			BOLT, Hex Flange Head, M10x1.50x55
14	06034093	2	J, T			ER0			STUD, .375-16x3.750
15	53008850	1	J, T			ER0			BRACKET, Alternator
16	06025063	3				EP0			SCREW AND WASHER, .375-16x1.125
17	06502135	1	J, T			EP0			NUT, Hex Flange, M10x1.5
18	06502135	1							STUD, .312-18/.375-16x2.875, (NOT SERVICED)

AR = use ase required - = Non illustrated part

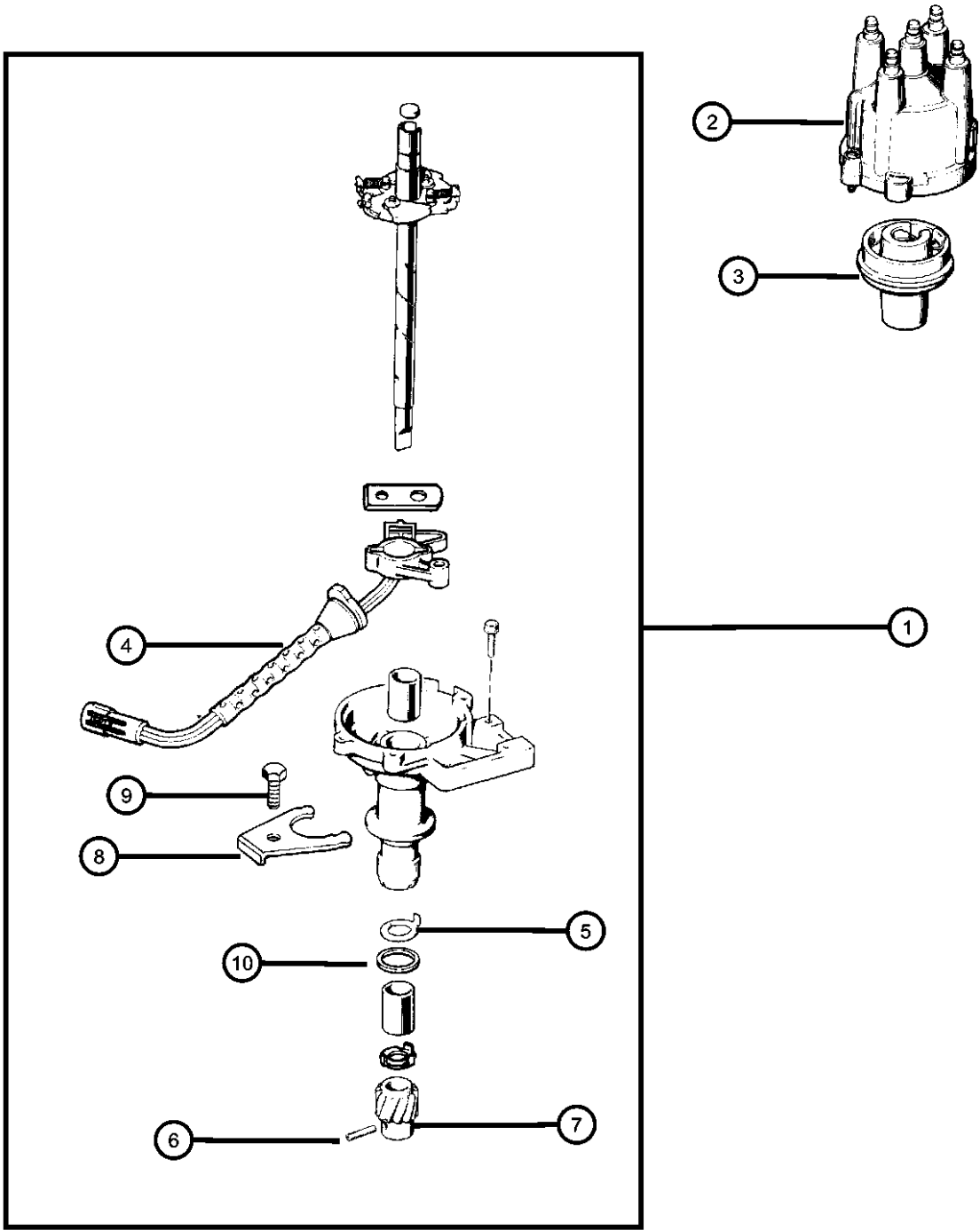
Alternator Diesel Engine
Figure 8-210

ITEM	PART NUMBER	QTY	LINE	SERIES	BODY	ENGINE	TRANS	TRIM	DESCRIPTION
EN0=4Cylinder Turbo Engine DDQ=Manual Transmission 5 Speed									
1	05014087AA	1				EN0			ALTERNATOR
2	05014087AA	1							SCREW, Cap, M10x150, (NOT SERVICED)
3	04864758	2				EN0			WASHER
4	04864745	1				EN0			BOLT
5	04864745	1							BOLT, Starter, (NOT SERVICED)
6	04723165	2				EN0			WASHER, P Clip
7									BRACKET, Alternator
	05003568AA	1				EN0			Upper
	05003569AA	1				EN0			Lower
8	04720684	1				EN0			BOLT
9	04210983	1	J, U			EN0	DDQ		WASHER, Flat
10	04797768	4				EN0			BOLT, Vacuum Pump Bracket, M10x35
11	04796038	1				EN0			NUT, Hex Flange, M10x1.5



AR = use ase required - = Non illustrated part

Distributor 2.5L Engine
Figure 8-305

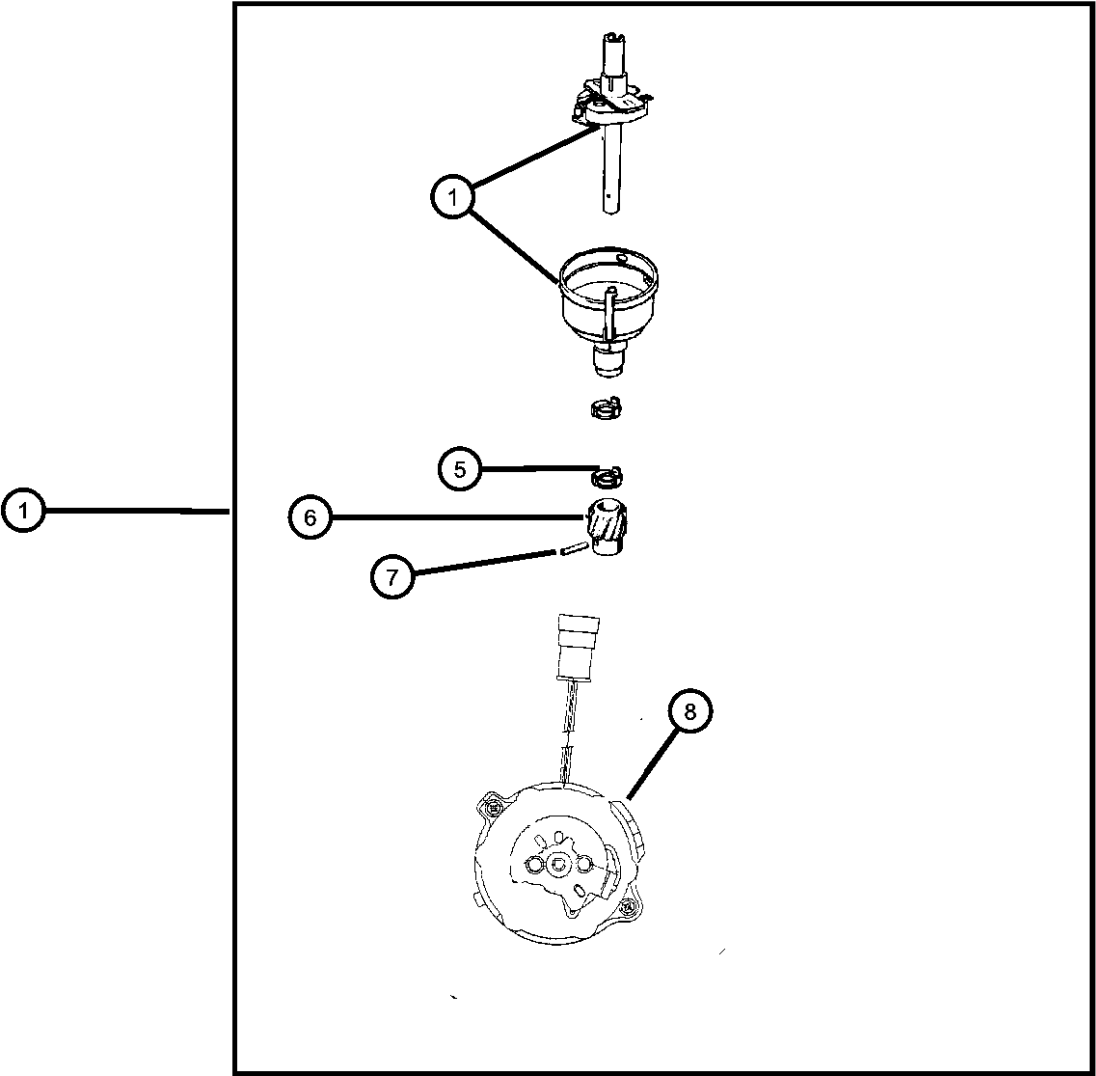
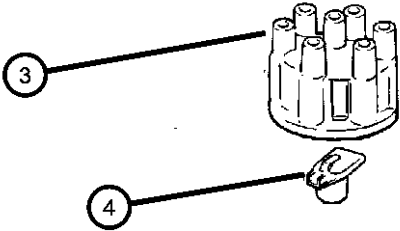


ITEM	PART NUMBER	QTY	LINE	SERIES	BODY	ENGINE	TRANS	TRIM	DESCRIPTION
EP0=2.5L Engine DG0=Automatic Transmission DBB=Manual Transmission 5 Speed									
1	56041033	1				EPE			DISTRIBUTOR, Engine
2	53006152AB	1				EPE			CAP, Distributor
3	56027019	1				EPE			ROTOR, Distributor
4	56041030	1				EPE			SWITCHPLATE, Distributor
5	33004594	1				EPE			WASHER, Distributor Gear
6	09422127	1				EPE			ROLL PIN, .19x.75
7	83504635	1				EPE			GEAR, Distributor Drive
8	33004242	1				EPE, ER0			CLAMP, Distributor
9	33004242	1							BOLT, Hex Head, .25-28x1-5/8, (NOT SERVICED)
10	J3181288	1				EPE, ER0			GASKET, Distributor

AR = use ase required - = Non illustrated part

Distributor 4.0L Engine
Figure 8-310

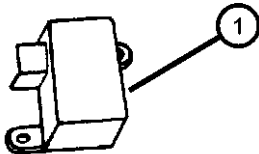
ITEM	PART NUMBER	QTY	LINE	SERIES	BODY	ENGINE	TRANS	TRIM	DESCRIPTION
ER0=4.0L Engine DG0=Automatic Transmission DBB=Manual Transmission 5 Speed									
1	56041034	1				ER0			DISTRIBUTOR, Engine
-2	J3181288	1				ER0			GASKET, Distributor
3	56026876	1				ER0			CAP, Distributor
4	56027019	1				ER0			ROTOR, Distributor
5	33004594	1				ER0			WASHER, Distributor Gear
6	83504635	1				ER0			GEAR, Distributor Drive
7	09422127	1				ER0			ROLL PIN, .19x.75
8	56041030	1				ER0			SWITCHPLATE, Distributor



AR = use ase required - = Non illustrated part

Modules
Figure 8-405

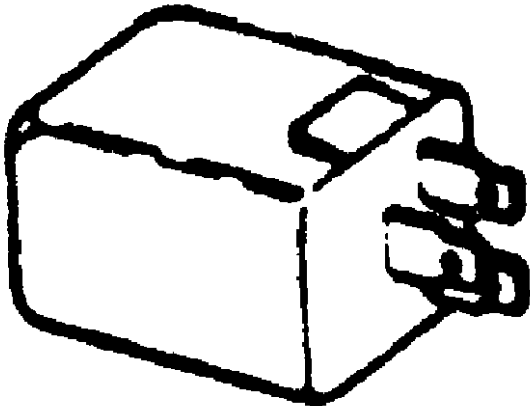
ITEM	PART NUMBER	QTY	LINE	SERIES	BODY	ENGINE	TRANS	TRIM	DESCRIPTION
EP0=2.5L Engine ER0=4.0L Engine EN0=4Cylinder Turbo Engine DG0=Automatic Transmission DBB=Manual Transmission 5 Speed									
1	56009324	1							MODULE, Headlamp Delay
-2	56007323AD	1							MODULE, Air Bag Control
-3	56041386AB	1				ER0	DG0		MODULE, Transmission Control
-4	05003382AB	1							MODULE PACKAGE, Keyless Entry



AR = use ase required - = Non illustrated part

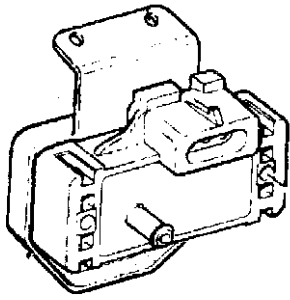
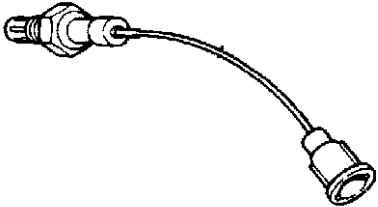
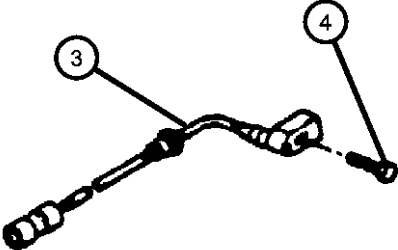



Relays
Figure 8-510

ITEM	PART NUMBER	QTY	LINE	SERIES	BODY	ENGINE	TRANS	TRIM	DESCRIPTION
-1	56007236AB	1				EN0			RELAY, Electrical
-2	04638094	1							RELAY PACKAGE, Electrical
-3	04671168	1							RELAY, Mini
-4									FLASHER
	56009711	1	U		74				Flasher Combintion, Export
	56021551	1	J, T						Flasher Combintion,



AR = use ase required - = Non illustrated part

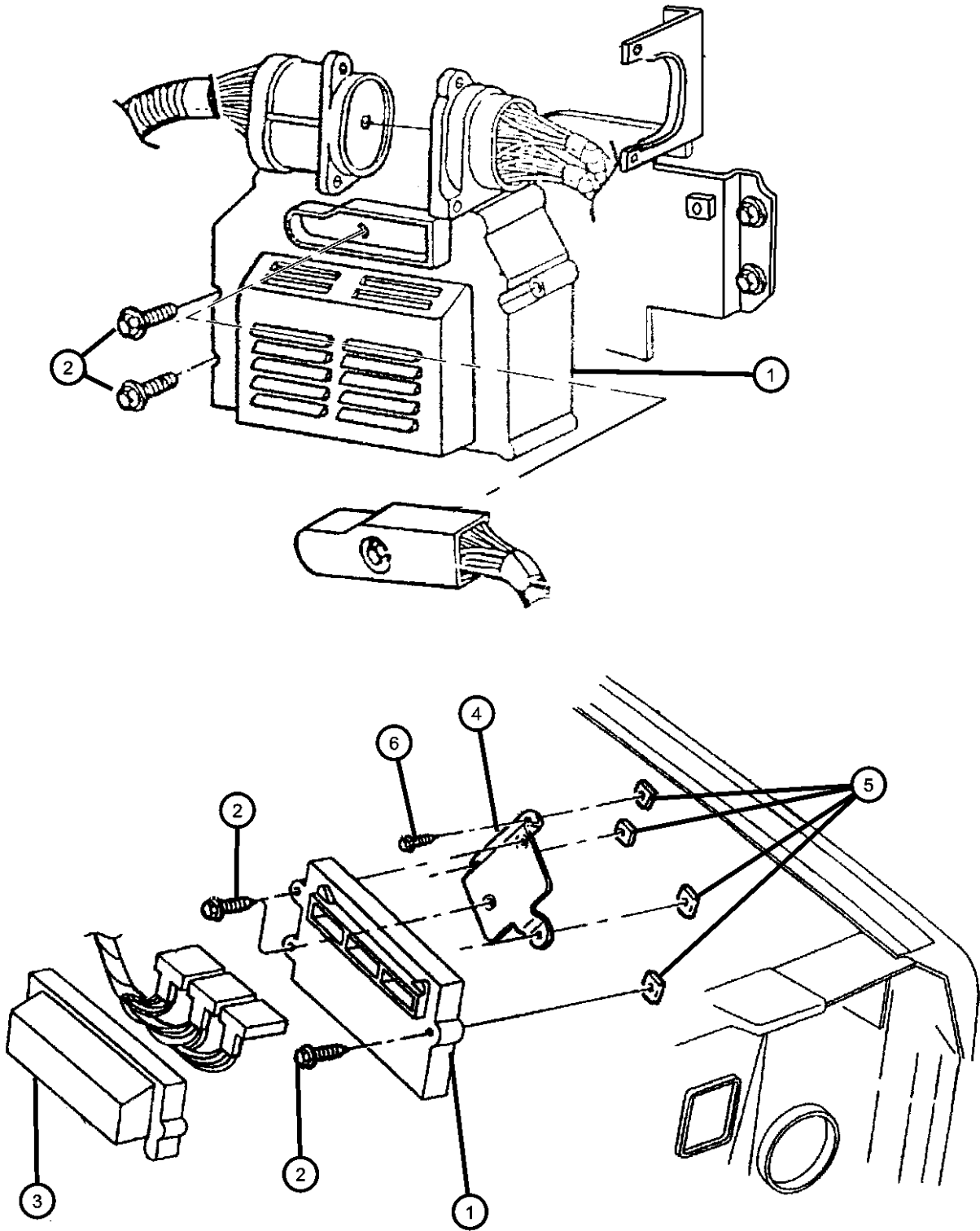
Control Units and Sensors
Figure 8-605

			ITEM	PART NUMBER	QTY	LINE	SERIES	BODY	ENGINE	TRANS	TRIM	DESCRIPTION
			EP0=2.5L Engine ER0=4.0L Engine EN0=4Cylinder Turbo Engine DGS=Automatic Transmission 4 Speed AISIN DGD=Automatic Transmission 3 Speed									
			1	56029405	1				EP0, ER0			SENSOR, MAP
			2	56041212AE	1				ER0			SENSOR, Oxygen
				56041213AF	1				EP0			
			3	52005932	1							SENSOR, Anti-Lock Brakes
				56005217	2	U		74	ENC			
					2	J		74				
					2	T		74				
			4	83504920	2							BOLT
			5	04688204AB	1							SENSOR, Ambient Temperature
			-6	56027978	1				EP0, ER0			BRACKET, Oxygen Sensor
				56041000	1				EP0, ER0			Before Catalyst
												After Catalyst
			-7	04897734AA	2	T		74	ER0	DGS		SENSOR, Vehicle Speed
					2	J, U			ER0	DGS		
				56027905	1							
			-8	83503789	1	T		74	ER0	DGS		O RING
					1	J, U			ER0	DGS		
			-9	56027866AC	1				ER0			SENSOR, Crankshaft Position
			-10	04874371AC	1				EPE			SENSOR, Throttle Position
					1				ER0			
			-11	55154979	1							SENSOR, Washer Fluid Level
			-12	56027873	1				EP0, ER0			SENSOR, Coolant Temperature
			-13	56026996	1							BRACKET, Brake Sensor
				56026997	1							Right
				56027963	1				EN0			Left
			-14	56027332	1				EP0, ER0			SENSOR, Engine Electric Control
			-15	05003734AA	1							SENSOR, Battery Temperature
			-16	56027872	1				EP0, ER0			SENSOR, Air Temperature
			-17	05014067AA	2				EN0			SENSOR, Temperature Sending Unit

AR = use ase required - = Non illustrated part

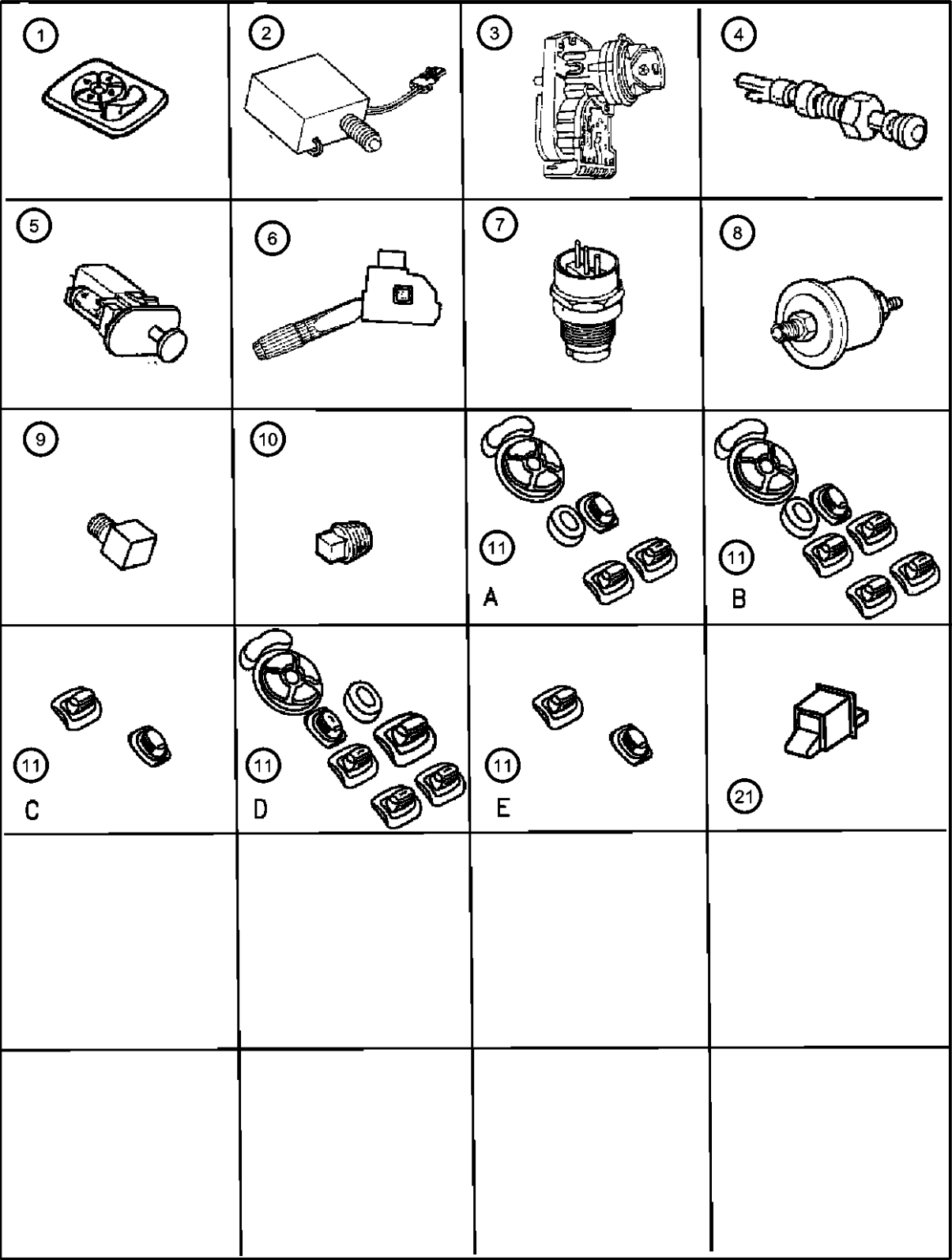
Single Board Engine Controllers
Figure 8-710

ITEM	PART NUMBER	QTY	LINE	SERIES	BODY	ENGINE	TRANS	TRIM	DESCRIPTION
EP0=2.5L Engine ER0=4.0L Engine EN0=4Cylinder Turbo Engine DG0=Automatic Transmission DBB=Manual Transmission 5 Speed									
1									MODULE, Powertrain Control
	56041336AC	1				EN0	DBB		
	56041482AD	1				EP0	DBB		European
	56041483AD	1				EP0	DBB		Leaded Fuel
	56041490AE	1				ER0	DBB		European
	56041491AE	1				ER0	DBB		Leaded Fuel
	56041494AE	1				ER0	DG0		European
	56041495AE	1				ER0	DG0		Leaded Fuel
2	56041495AE	1							SCREW, (NOT SERVICED),
3	56041495AE	1							COVER, Module, (NOT SERVICED)
4									BRACKET, Module
	56041067AB	1	J, T			EP0, ER0			
	56041372AC	1	J, T			EN0			
	56041561AB	1	U		74				
5	06100515	4				EN0			NUT, Hex Flange Lock, M5
6	00154552	4				EN0			SCREW, Hex Head, .190-16x.625
-7	56041433AD	1				EN0	DBB		MODULE, Engine Controller



AR = use ase required - = Non illustrated part

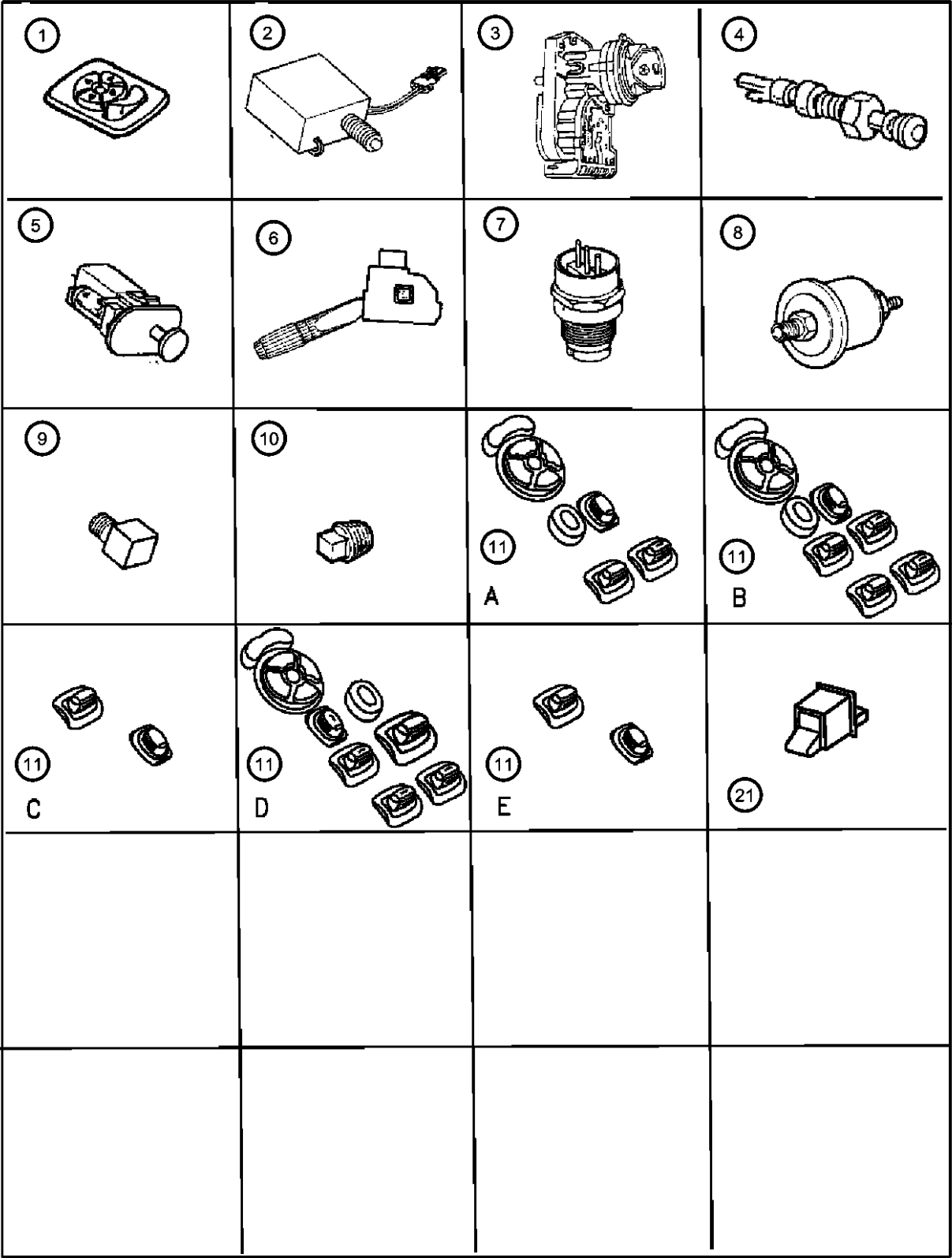
Switches and Sending Units
Figure 8-810



ITEM	PART NUMBER	QTY	LINE	SERIES	BODY	ENGINE	TRANS	TRIM	DESCRIPTION
EP0=2.5L Engine ER0=4.0L Engine EN0=4Cylinder Turbo Engine DG0=Automatic Transmission DBB=Manual Transmission 5 Speed									
1	56007678AB	1							SWITCH, Mirror
2	04671336	1							SWITCH, Stop Lamp
3	04565326	1					DBB		SWITCH, Ignition
4	04373296	1							SWITCH, Door Ajar
5	04373296	1							SWITCH, Glove Box Lamp, (NOT REQUIRED)
6	56010315AA	1							SWITCH, Multifunction
7									SWITCH, Neutral, Safety, Back Up
	04882173	1	J, U			ER0	DGS		
		1	T		74	ER0	DGS		
8	56028807AA	1				EP0, ER0			SENDING UNIT, Oil Pressure
		1				EN0			
9	J0934001	1				EPE			ELBOW, Oil Gauge Sending Unit
	J3212002AB	1				ER0			
10	J3212002AB	1							PLUG, Square Head, 1/8-27NPTx.32, (NOT REQUIRED)
11									SWITCH, Window and Door Lock
	56009449AC	1	J, T		74				Left Front Door, Power Window & Power Locks
	56009450AC	1	J		72				Left Front Door, Power Window & Power Locks
	56009451AC	1	J		72				Left Hand Drive, Right Front Door, Power Window & Power Locks
		1	J, T		74				Left Hand Drive
	56009512AC	1	U		74				Right, Power Mirrors, Power Window & Power Locks
	56009571AC	1	U		74				Left, Power Window & Power Locks
-12	56007695	1			74				SWITCH, Power Window
-13									SWITCH, Wiper and Washer
	56007249	1				EN0			
		1				ER0			
-14	56007530AD	1							SWITCH, Speed Control
-15	56007250	1							SWITCH, Electric Back Light
-16	56009869AB	1							SWITCH, Headlamp
-17	56021893AA	1							RETAINER, Headlamp Switch
-18									SWITCH, Intermittent Wiper
	04793313	1					DBB		

AR = use ase required - = Non illustrated part

Switches and Sending Units
Figure 8-810

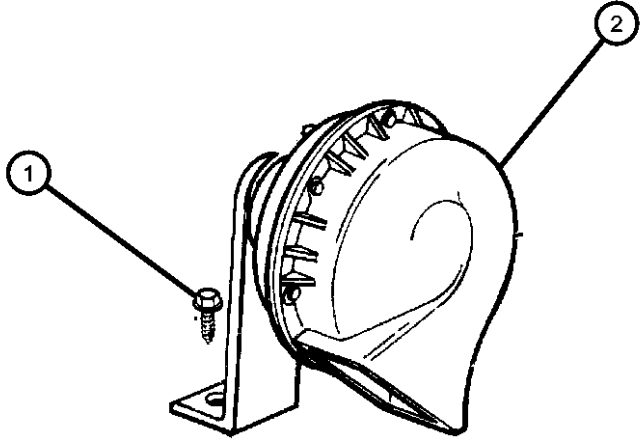


ITEM	PART NUMBER	QTY	LINE	SERIES	BODY	ENGINE	TRANS	TRIM	DESCRIPTION
		1					DG0		
-19		1							SWITCH, Extended Idle, Service in 560074499AF, (NOT SERVICED)
-20	52127960	1							SWITCH, Parking Brake
21									BEZEL, Switch
	04897501AF	1				EN0			w/1 Switch Opening
	04897502AF	1							w/3 Switch Opening
	04897503AF	1							w/2 Switch Opening
	04897504AF	1							w/1 Switch Opening (Europe)
	04897505AF	1							w/4 Switch Opening (Europe)
	56007445AF	1							Base Model w/o Switch
-22									SWITCH, Heated Seat
	56010135AA	1							Right
	56010136AA	1							Left
-23	5GH07LAZAA	1							BEZEL, Floor Console Switch, Heated Seat Switch (Console)
-24	56007248	1							SWITCH, Fog Lamp, Europe, Rear
-25									WIRING REPAIR PACKAGE, Fog Lamp
	05066442AA	1				EN0			
		1				ER0			

AR = use ase required - = Non illustrated part

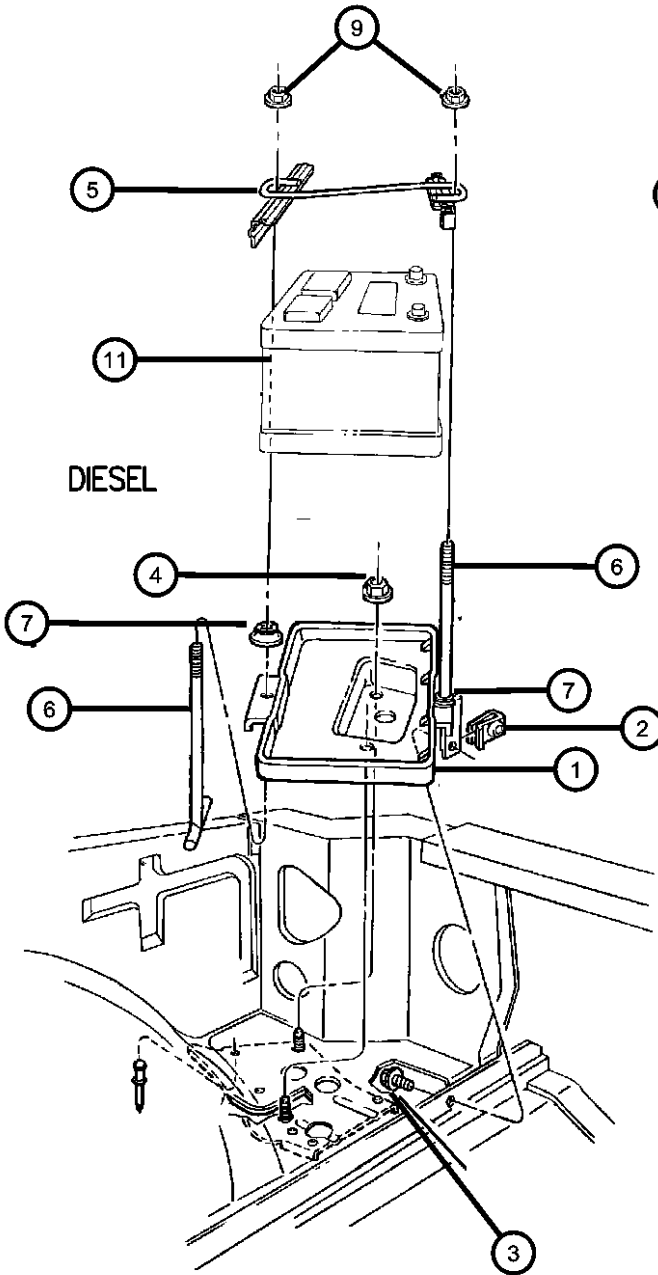
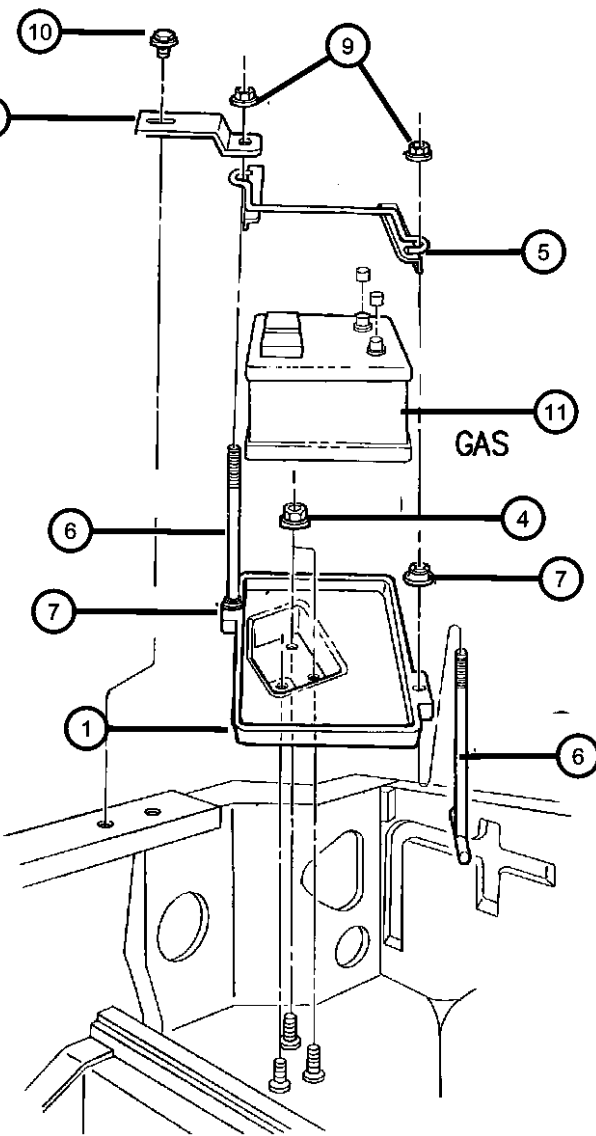
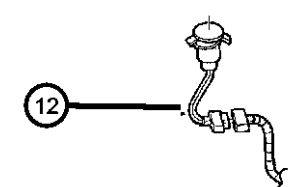
Horns
Figure 8-910

ITEM	PART NUMBER	QTY	LINE	SERIES	BODY	ENGINE	TRANS	TRIM	DESCRIPTION
EP0=2.5L Engine ER0=4.0L Engine EN0=4Cylinder Turbo Engine DDQ=Automatic 4 Speed AISIN									
1									BOLT, Hex Head
	34202606	1				ENC	DDQ		
		2	J, T			EP0			
		2				ER0			
2	56009614	1							HORN, High Note
-3	56009573	1							HORN, Low Note
-4	06024030	1				ER0			SCREW AND WASHER, Hex



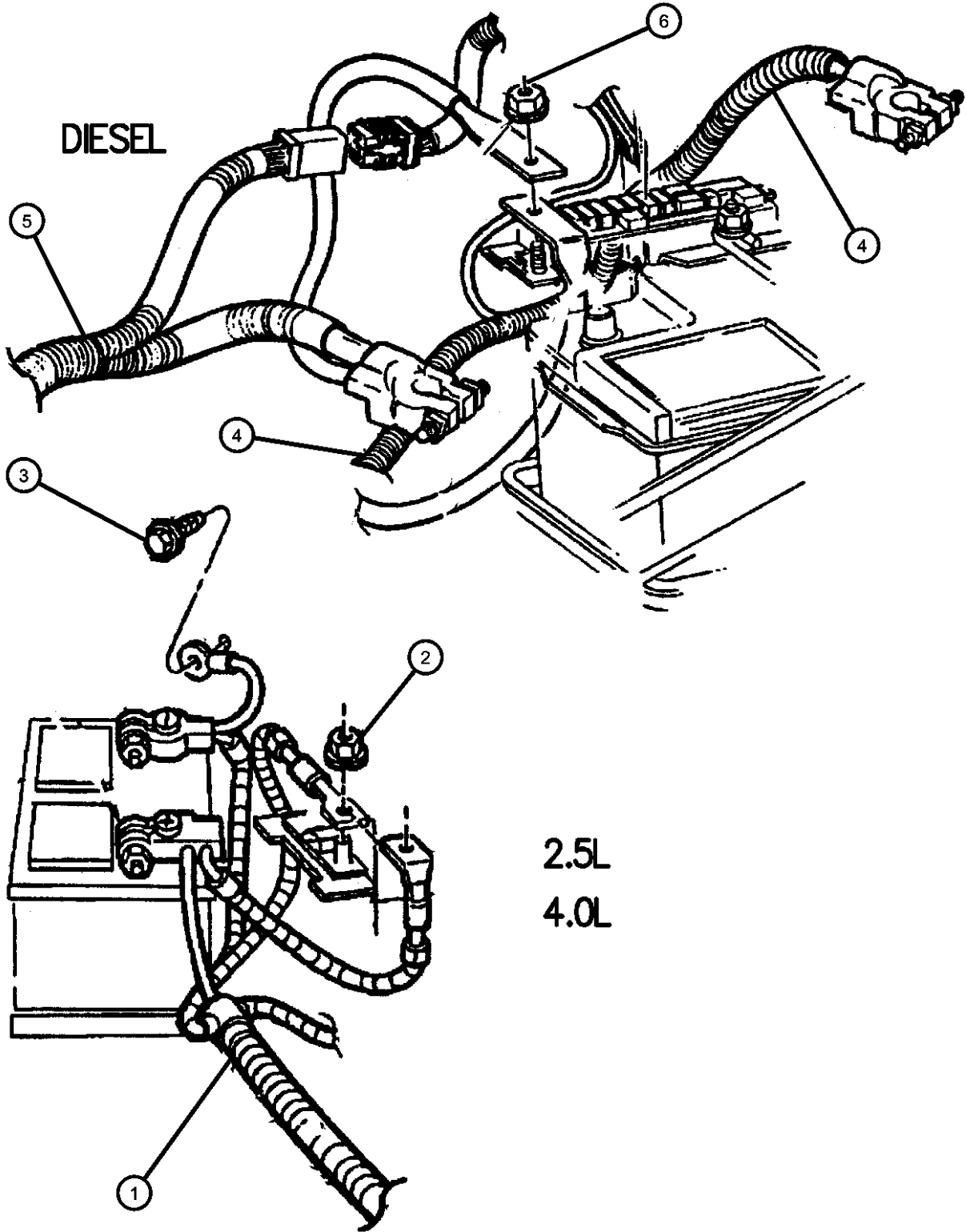
AR = use ase required - = Non illustrated part

Battery Trays
Figure 8-1005

		ITEM	PART NUMBER	QTY	LINE	SERIES	BODY	ENGINE	TRANS	TRIM	DESCRIPTION
											
											
EP0=2.5L Engine ER0=4.0L Engine EN0=4Cylinder Turbo Engine											
		1									TRAY, Battery
			55174970 0VU01205 0VU01207	1				EN0			Repair Battery Terminal End Top Post (Ten Per Box) Repair Battery Terminal End Side Post (Ten Per Box)
			55235819AA BA034500EX BA078770EX JEEP034770 BAUNV34650 BAUNV75450 04671002 BA034600EX 05019837AA 0VU01207 0VU01205	1				EP0, ER0			Mopar Power Pro 5 Mopar Power Pro 7 Mopar Jeep Xtreme Mopar Universal Battery Mopar Universal Battery Mopar Power Pro 5 Mopar Power Pro 6 Mopar Power Pro 7 Repair Battery Terminal End Side Post (Ten Per Box) Repair Battery Terminal End Top Post (Ten Per Box)
		2	55235819AA	1							NUT, U Type Multi Thread, M8 x 1.25, (NOT SERVICED)
		3	11502693	1				EN0			BOLT, Hex Flange Head, M8-1.25x20.0
		4	11502693	1							NUT AND CONED WASHER, M8x1.25, (NOT SERVICED)
		5	55010722	1				EP0, ER0			BRACKET, Battery Hold Down
		6	55014375AB	2							BOLT, J, M8x1.25x192
		7	55014375AB	2							RETAINER, Battery Hold Down, (NOT SERVICED)
		8	55346107	1							STRAP, Battery
		9	06101809	2							NUT AND WASHER, Hex, M8x1.25
		10	06101455	1							SCREW AND WASHER, Hex Head, M6x1x20
		11	55176267 56041001AB	1 1				EN0 EP0, ER0			COVER, Battery
		12	56027332 56041053	1 1				EP0, ER0 EN0			SENSOR, Battery Temperature

AR = use ase required - = Non illustrated part

Battery Cables
Figure 8-1010

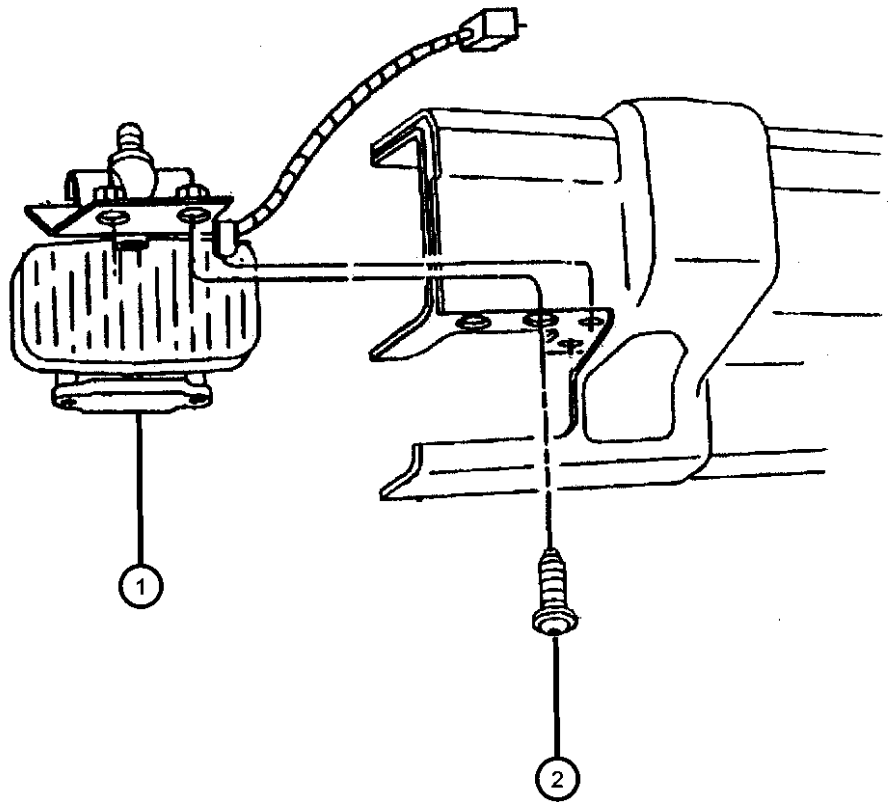


ITEM	PART NUMBER	QTY	LINE	SERIES	BODY	ENGINE	TRANS	TRIM	DESCRIPTION
EP0=2.5L Engine ER0=4.0L Engine EN0=4Cylinder Turbo Engine									
1									WIRING, Battery
	56009782AC	1	J, T			EP0			
	56009783AC	1				ER0			
	56009784AD	1	U		74	EP0			
2	06035723	1				ER0			NUT AND WASHER, Hex Nut-E Teeth Washer, .312-18
3	00154554	1				ENC			SCREW, Self Piercing, .25-14x.625
4	56009787	1				EN0			WIRING, Battery Negative
5	56009785AB	1				EN0			WIRING, Battery Positive
6									NUT, Hex Flange Lock, M6x1
	06502691	1				EP0			
		1				ER0			

AR = use ase required - = Non illustrated part

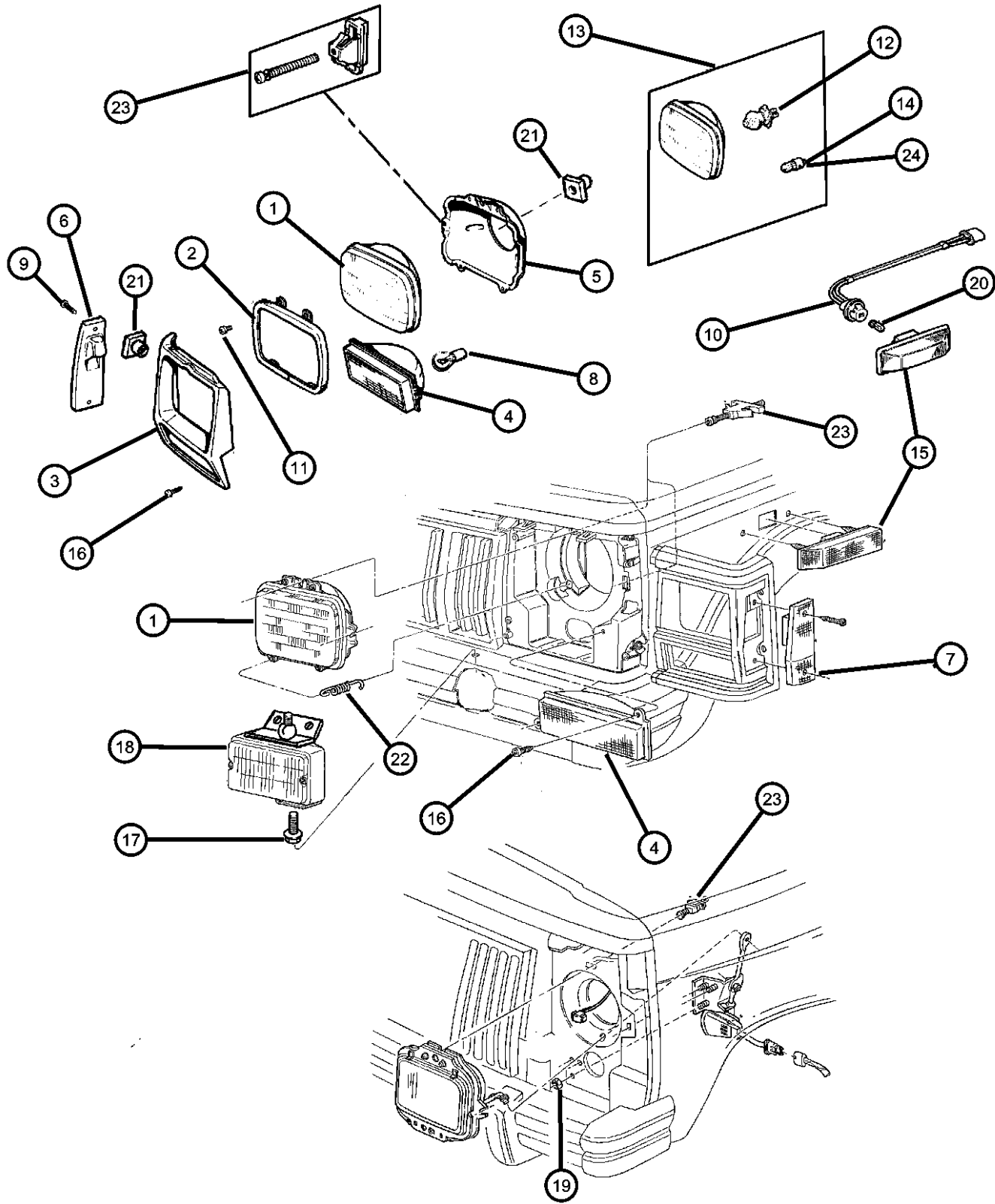
Lamps Fog
Figure 8-1135

ITEM	PART NUMBER	QTY	LINE	SERIES	BODY	ENGINE	TRANS	TRIM	DESCRIPTION
1									LAMP AND BRACKET, Off Road Lamp
	55055274AB	1							Right
	55055275AB	1							Left
2	55055275AB	1							SCREW, Round Head, M8x1.25x30, (NOT SERVICED)



AR = use ase required - = Non illustrated part

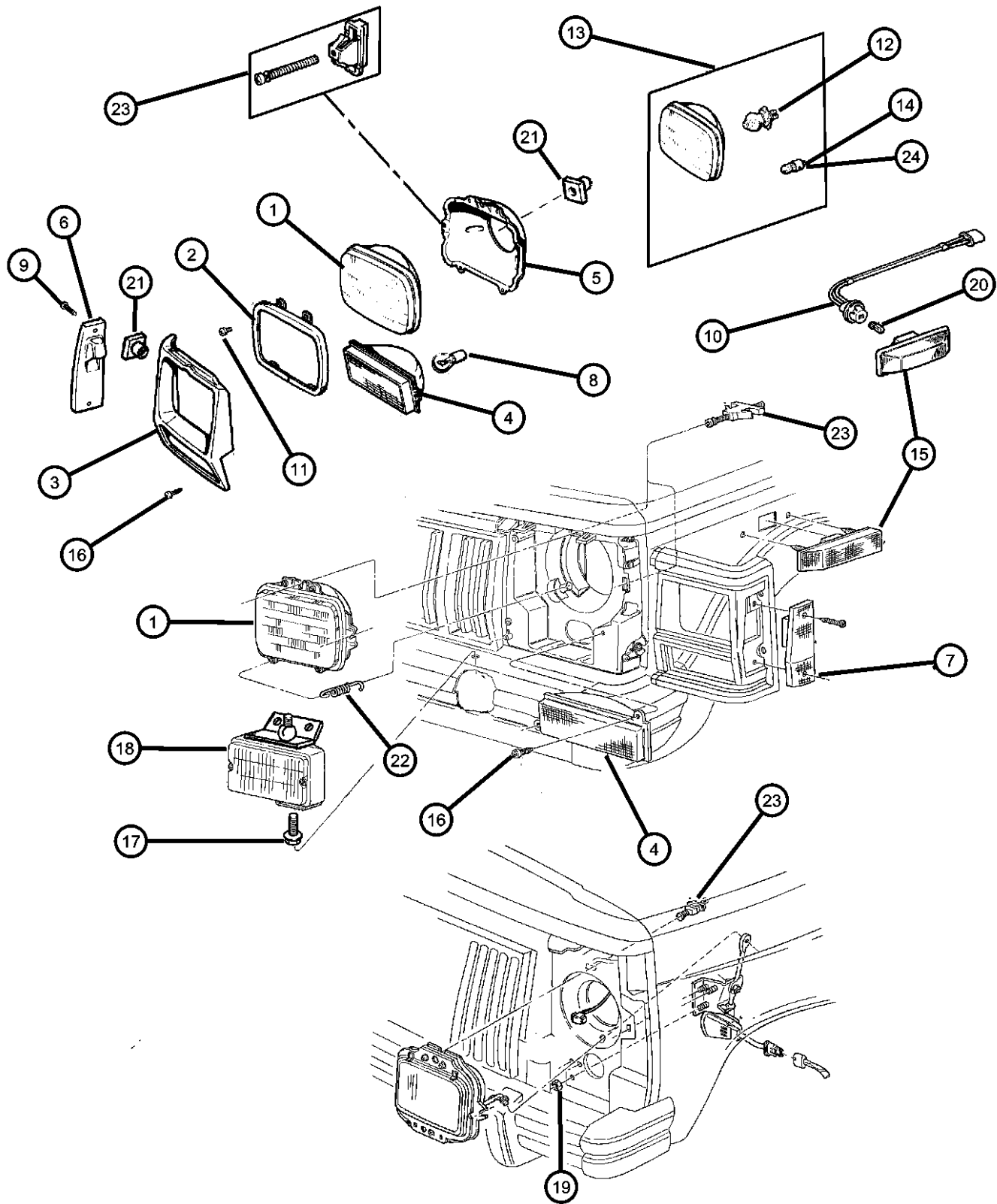
Lamps Front
Figure 8-1140



ITEM	PART NUMBER	QTY	LINE	SERIES	BODY	ENGINE	TRANS	TRIM	DESCRIPTION
1	55054827	1	U		74				BULB, Headlamp
	56000887	1		J, T					With Halogen Lamp (White)
	L00H6054	1							With Halogen Lamp
									Without Leveling
2	04897198AA	1							RETAINER, Headlamp Bulb,
3									BEZEL, Headlamp
	55055136	1							Black, Right
	55055137	1							Black, Left
	5EM72SW1	1							Paint as Required, Right
	5EM73SW1	1							Paint as Required, Left
4									LAMP, Park and Turn Signal
	55055142	1							Right
	55055143	1							Left
5									SEAT, Headlamp
	04897196AB	1							Right
	04897197AB	1							Left
6									LAMP, Side Marker
	55055146	1							Right
	55055147	1							Left
7									COVER, Side Marker Lamp
	55055148	1							Right
	55055149	1							Left
8	00154851AA	4							BULB, 3157
9	06035322	2							SCREW
10									WIRING, Turn Signal Lamp
	56007685AB	2							Argentina
	57008165AA	2							
	57008165AA	2							
11									SCREW, Pan Head, .164-18x.512,
12			J, T		74				(NOT SERVICED),
	J3242537	1							BULB, H4 Clear
		1							
13			U		74				HEADLAMP
	55055296AE	1							Without Leveling, Right
	55055297AD	1							Without Leveling, Left
	55055300AF	1							Without Leveling, Type 2B1,
	55055301AF	1							Right
	55055302AE	1		J, T					Without Leveling, Type 2B1, Left
14			J, T		74				Without Leveling, Clear, Right
	55055303AE	1							Without Leveling, Clear, Left
	J3242539	1							BULB, T8/4
15	55055014	2							LAMP, Side Repeater

AR = use ase required - = Non illustrated part

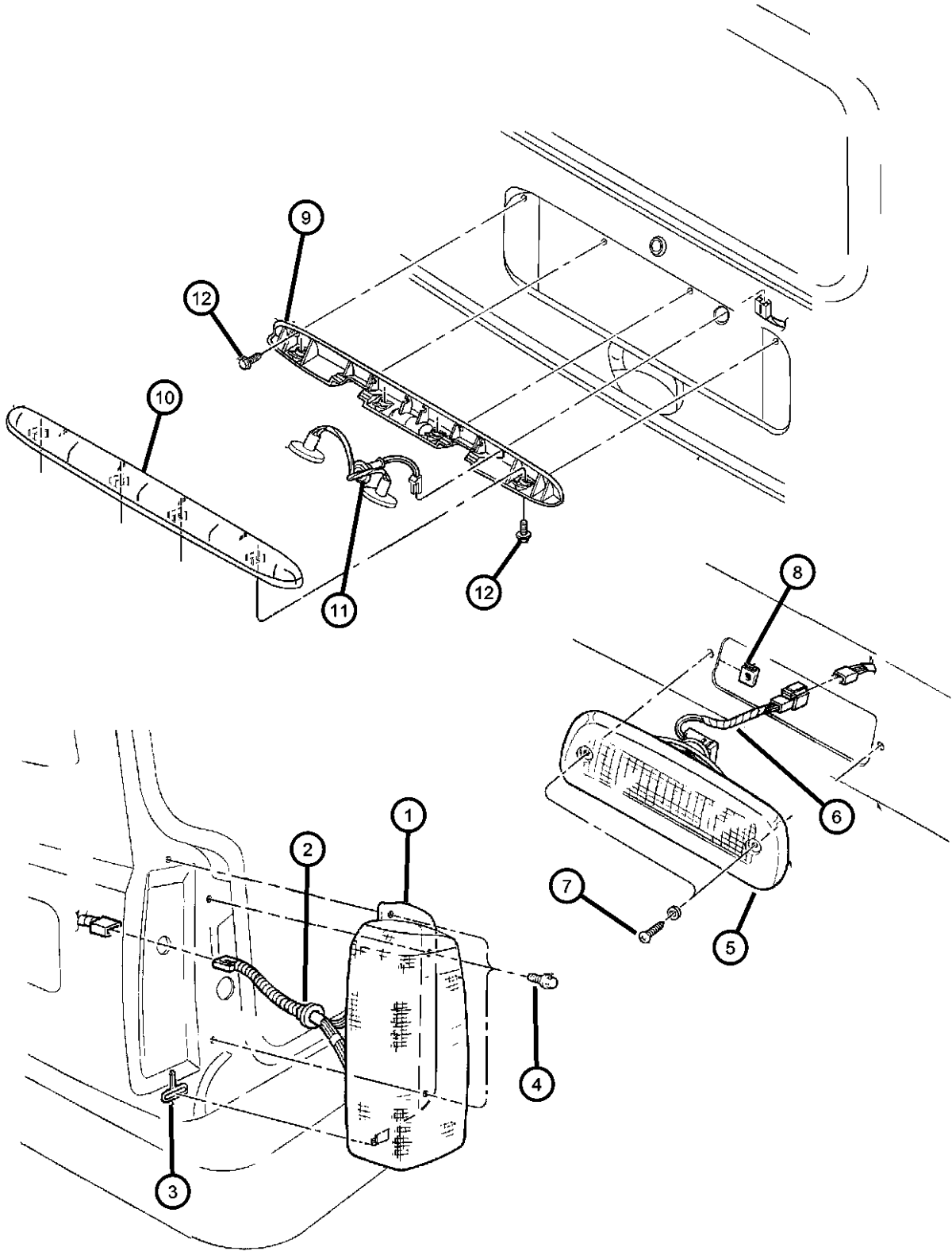
Lamps Front
Figure 8-1140



ITEM	PART NUMBER	QTY	LINE	SERIES	BODY	ENGINE	TRANS	TRIM	DESCRIPTION
16	06034204	4							SCREW, Pan Head, #6 HiLo
17	06503154	1							SCREW AND WASHER, Round Head, M8x1.25x20
18									LAMP AND BRACKET, Off Road Lamp
	55055274AB	1							Right
	55055275AB	1							Left
19	06503710	2							NUT AND WASHER, Hex, M5x0.80
20	L0000168	2							BULB, 168
21	L0000168	2							NUT, .164, (NOT SERVICED)
22	36000885	2							SPRING, Headlamp Adjusting
23	55054621AB	4							SCREW AND NUT, Headlamp Adjustment
24	04882328	1	U		74				BULB, 4 Watt - Bayonette Type
-25	56009324	1							MODULE, Headlamp Delay
-26	56021441	1							LAMP, Underhood

AR = use ase required - = Non illustrated part

Lamps Rear
Figure 8-1155

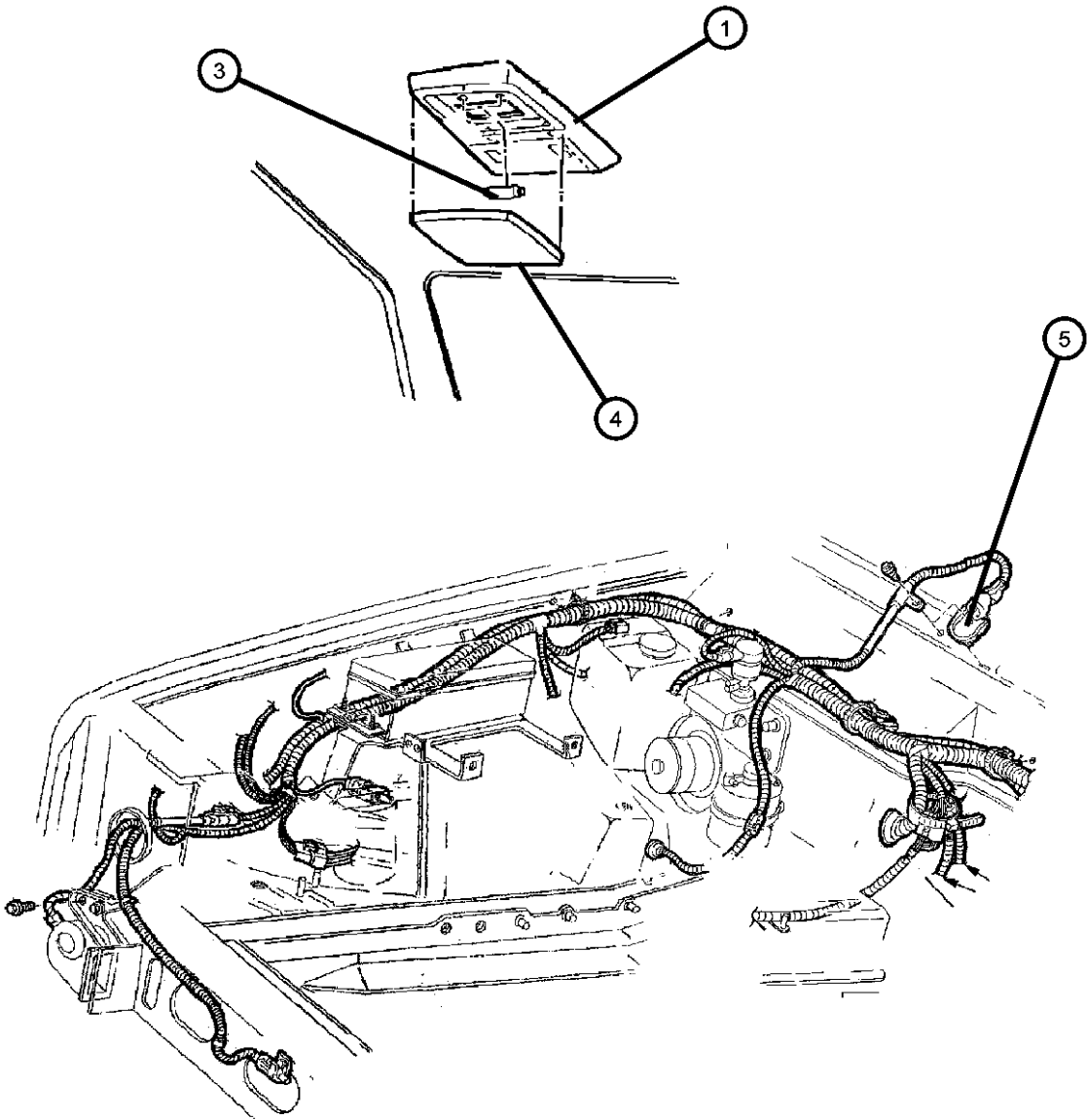


ITEM	PART NUMBER	QTY	LINE	SERIES	BODY	ENGINE	TRANS	TRIM	DESCRIPTION
1									LAMP, Tail Stop Turn
	04897398AA	1							Right
	04897399AA	1							Left
	04897400AA	1							With Export Equipment Package, Right
	04897401AA	1							With Export Equipment Package, Left
2									WIRING, Taillamp
	56009642	1							With Export Equipment Package
	56009770	1							
3	04676350	2							GROMMET, Lamp
4	06504016	6							SCREW AND WASHER, M6x20
5	55155614AE	1							LAMP, High Mounted Stop
6	56008722	1							WIRING, High Mounted Stop Lamp
7	56008722	1							SCREW, .164-18x1.00, (NOT SERVICED)
8	06036042AA	2							NUT/SPRING, Snap In, .164-18
9									LAMP, License Plate
	55155612AB	1							
	55155613AB	1							With Export Equipment Package
10	5FL86DX9AB	1							COVER, Lamp, Black
11									WIRING, License Lamp
	56009643	1							
	56009650	1							With Export Equipuiment Package
12	06033718	3							SCREW, Tapping, .19-16x.625
-13	L0000168	2							BULB, 168
-14	00153625	2							BULB, W10/5
-15	00154851AA	4							BULB, 3157

AR = use ase required - = Non illustrated part

Lamps Cargo - Dome - Underhood
Figure 8-1165



ITEM	PART NUMBER	QTY	LINE	SERIES	BODY	ENGINE	TRANS	TRIM	DESCRIPTION
1									LAMP, Dome And Reading
	5GJ32HW8AE	1							[AZ]
	5GJ32RK5AE	1							[K5]
-2	56042072AB	1							LENS, Reading Lamp
3	L0000561	1							BULB, 561
4									LAMP, Cargo
	5FY15HW8AA	1							[AZ]
	5FY15RK5AA	1							[K5]
5	56021441	1							LAMP, Underhood
-6									LAMP, Dome
	0JV76HW8	1							Light Quartz
	0JV76RK5	1							Tan/Agate
-7	55352764AA	1							BRACKET, Dome Lamp
-8	L0000906	2							BULB, 906



AR = use ase required - = Non illustrated part

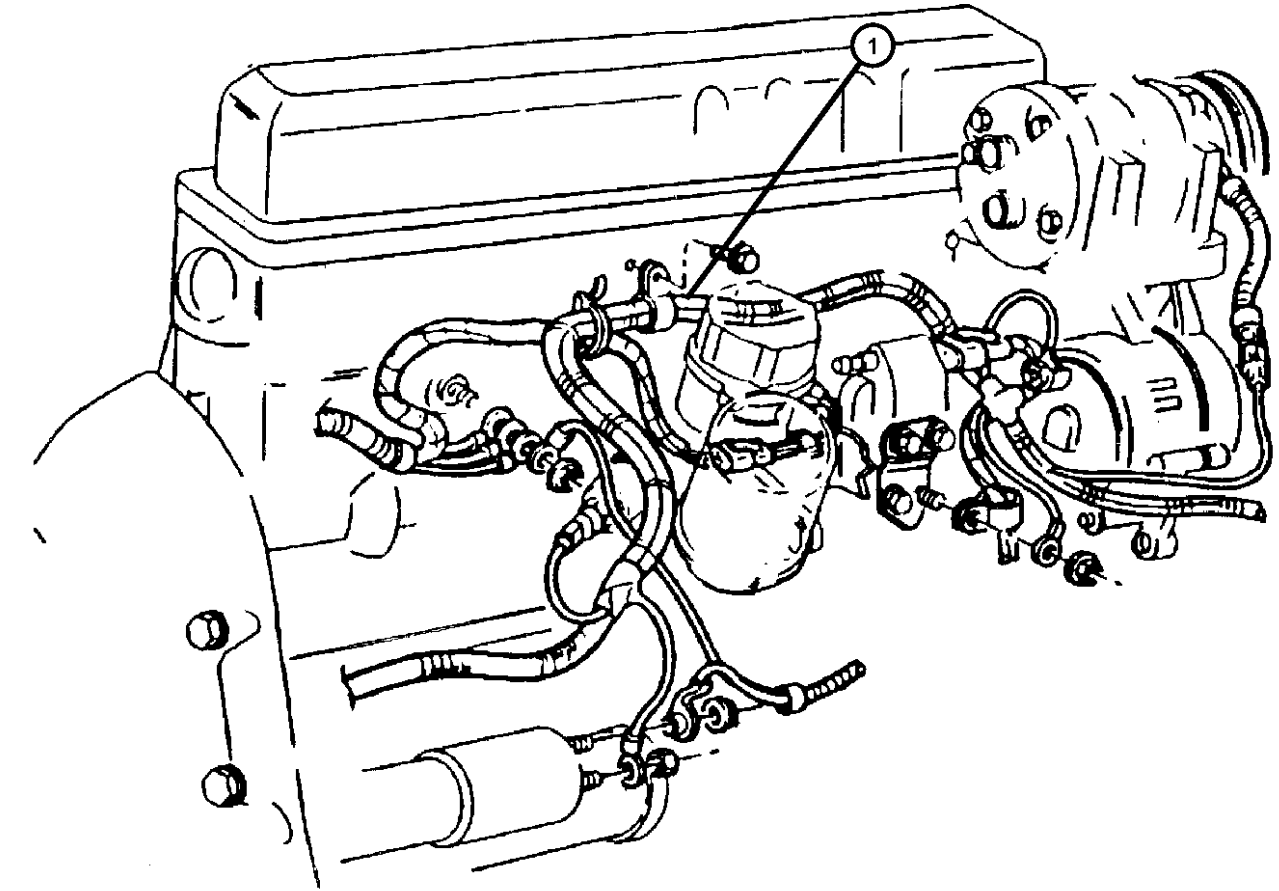
Bulbs
Figure 8-1170

ITEM	PART NUMBER	QTY	LINE	SERIES	BODY	ENGINE	TRANS	TRIM	DESCRIPTION
EP0=2.5L Engine ER0=4.0L Engine EN0=4Cylinder Turbo Engine DG0=Automatic Transmission DBB=Manual Transmission									
1	00154851AA	4							BULB, 3157
2	09425542	2							BULB, 168
-3	J4003086	1							BULB, 561
-4	09437448	2					DG0		BULB, 658
-5	06501966	2							BULB, 74



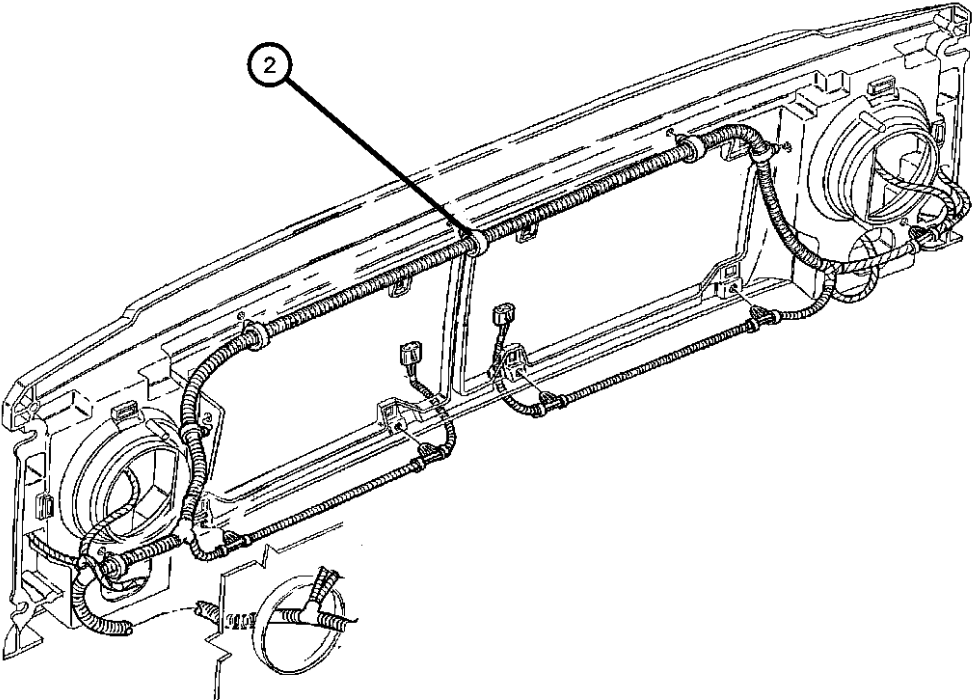
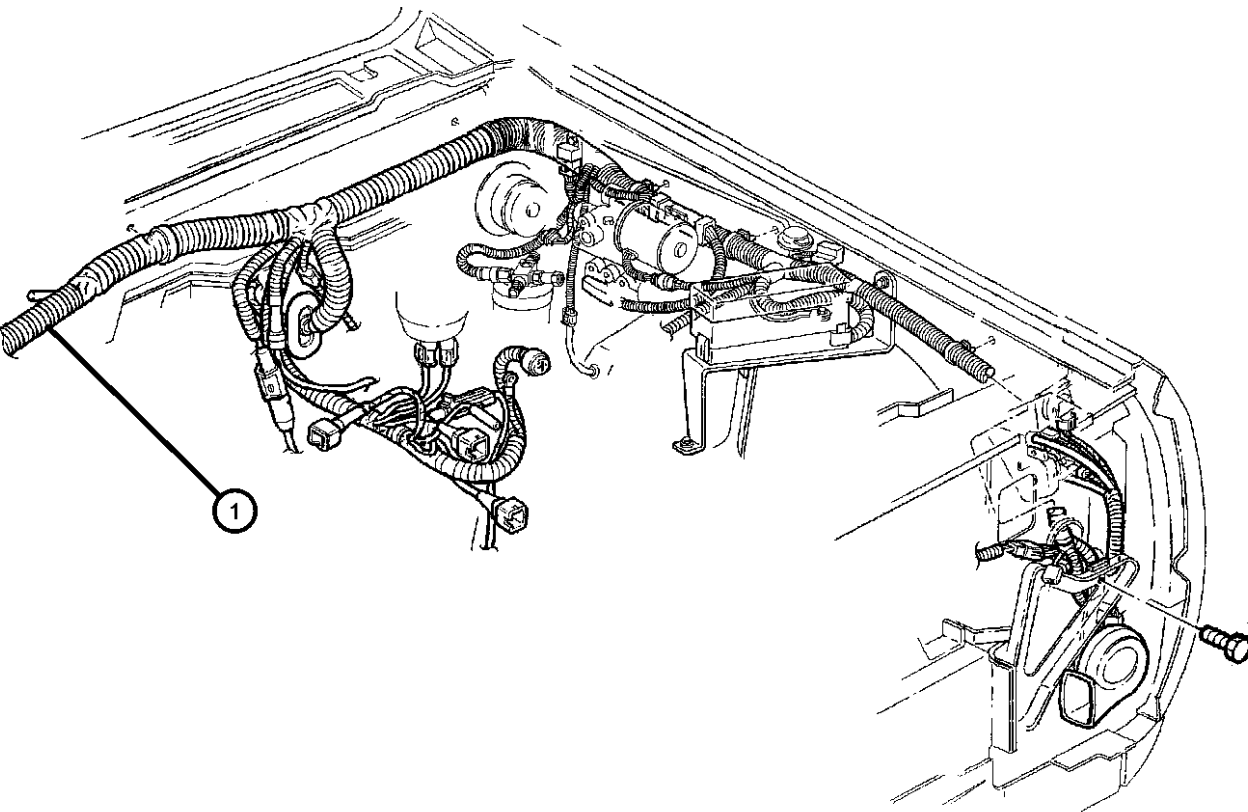
AR = use ase required - = Non illustrated part

Wiring Engine and Related Parts
Figure 8-1210

										ITEM	PART NUMBER	QTY	LINE	SERIES	BODY	ENGINE	TRANS	TRIM	DESCRIPTION
										EP0=2.5L Engine ER0=4.0L Engine EN0=4 Cylinder Turbo Engine DG0=Automatic Transmission DBB=Manual Transmission									
										1									WIRING, Engine
											56009773AF	1	T		74	EP0	DBB		Standard
											56009774AF	1	J, U			EP0	DBB		Transfer Case - Command Trac 4WD
											56009775AE	1	T		74	ER0	DG0		Standard
											56009776AE	1	J, U			ER0	DG0		Transfer Case - Command Trac 4WD
											56009777AE	1	J, U			ER0	DG0		Select-Trac Full Time 4 WD
											56009778AF	1	T		74	ER0	DBB		Standard
											56009779AF	1	J, U			ER0	DBB		Transfer Case - Command Trac 4WD
											56009781AB	1				EN0	DBB		
											57008083AC	1	J, U			ER0	DG0		Select-Trac Full Time 4 WD, Severe Use Engine Cooling System
											57008101AC	1	J, U			ER0	DBB		Transfer Case - Command Trac 4WD, With Severe Use Engine Cooling System
											57008160AA	1	J, U			ER0	DG0		Select-Trac Full Time 4 WD, Argentina
											57008161AA	1	J, U			ER0	DBB		Transfer Case - Command Trac 4WD, Argentina
											57008162AA	1				EN0	DBB		Argentina
										-2	06101484	1							FUSE, Mini, 5 Amp, Tan
										-3	06101487	1							FUSE, Mini, 15 AMP, Light Blue
										-4	06101486	1							FUSE, Mini, 10 AMP, Red
										-5	06101488	1							FUSE, Mini, 20 AMP, Yellow
										-6	06101138	1							FUSE, Standard, 25 AMP, Natural

AR = use ase required - = Non illustrated part

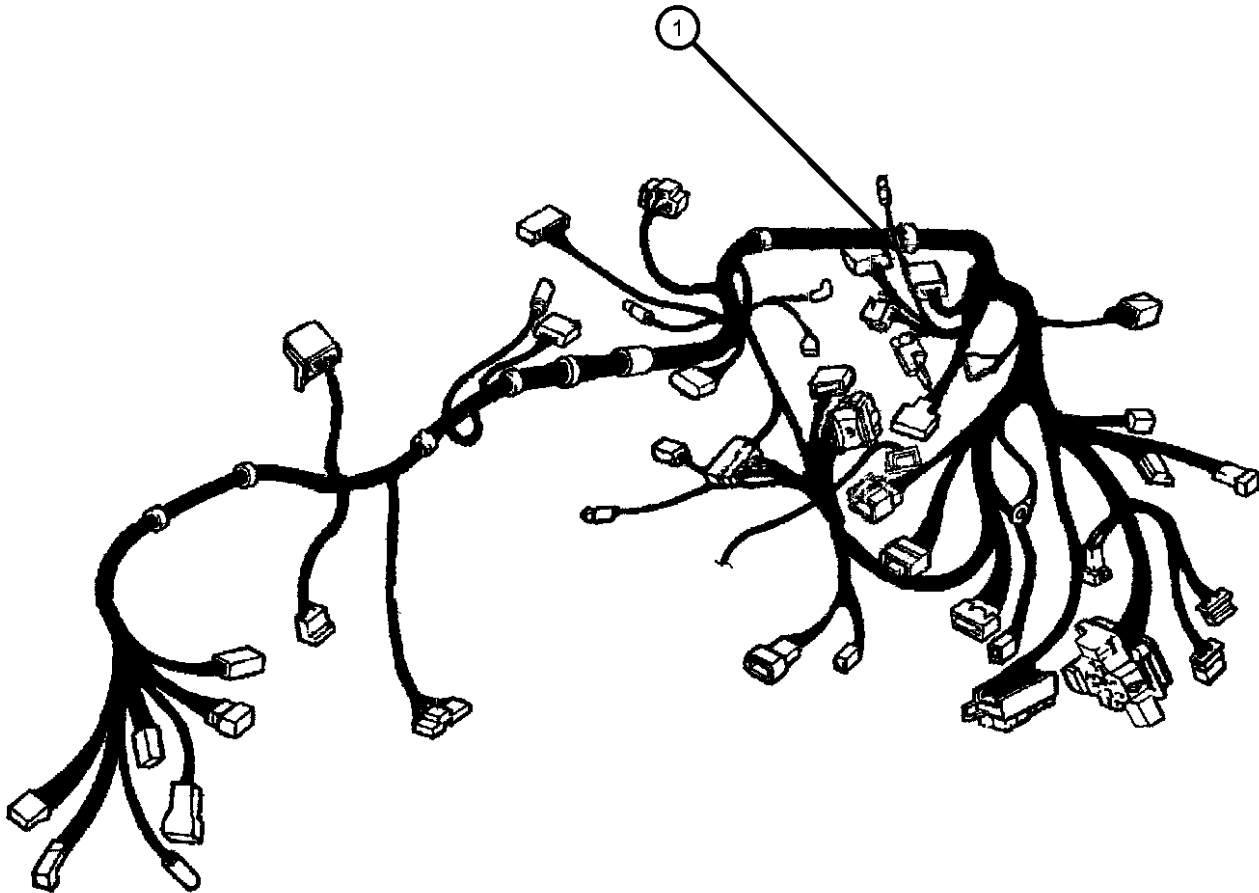
Wiring Headlamp to Dash
Figure 8-1310

										ITEM	PART NUMBER	QTY	LINE	SERIES	BODY	ENGINE	TRANS	TRIM	DESCRIPTION
										EP0=2.5L Engine ER0=4.0L Engine EN0=4 Cylinder Turbo Engine DG0=Automatic Transmission DBB=Manual Transmission									
										1	WIRING, Headlamp to Dash								
											56009738AE	1	J, T			EP0			Standard
											56009739AE	1	J, T			ER0	DG0		Brakes - 4 Wheels Anti-Lock
											56009742AC	1	J, T			ER0	DG0		Brakes - Power Disc Front/Rear, Without Fog Lamps
											56009743AE	1	J, T			ER0	DG0		Brakes - Power Disc Front/Rear, With Fog Lamps
											56009744AE	1	J, T			ER0	DBB		Brakes - 4 Wheels Anti-Lock
											56009747AE	1	J, T			ER0	DBB		Brakes - Power Disc Front/Rear
											56009748AE	1	U		74	EP0	DBB		Without Severe Use Engine Cooling System
											56009749AC	1	U		74	ER0	DG0		Brakes - Power Disc Front/Rear
											56009750AE	1	U		74	ER0	DG0		Brakes - 4 Wheels Anti-Lock, Without Severe Use Engine Cooling System
											56009751AF	1	U		74	EN0			Brakes - 4 Wheels Anti-Lock
											56009752AF	1	U		74	EN0			Brakes - Power Disc Front/Rear
											56009753AE	1	J			EN0			Brakes - 4 Wheels Anti-Lock
											56009754AE	1	J			EN0			Brakes - Power Disc Front/Rear
											57008139AB	1	J, T			ER0	DG0		Brakes - Power Disc Front/Rear, With Fog Lamps, Venezuela
											57008140AB	1	J, T			ER0	DBB		Brakes - Power Disc Front/Rear, Venezuela
											57008167AA	1	J, T			ER0	DG0		Brakes - Power Disc Front/Rear, Argentina
											57008168AA	1	J, T			ER0	DBB		Brakes - Power Disc Front/Rear, Argentina
											57008169AA	1	J			EN0			Brakes - Power Disc Front/Rear, Argentina
										2	WIRING, Front End Lighting								
											56007684AD	1							Without Fog Lamps
											56007686AE	1							With Fog Lamps, Without Severe Use Engine Cooling System
											56007687AB	1							With Fog Lamps
											57008084AB	1	U		74				Export Equipment Group
											57008166AA	1							Export Equipment Group, Argentina
										-3	WIRING, Turn Signal Lamp								
											56007685AB	2							
											57008165AA	2							Argentina

AR = use ase required - = Non illustrated part

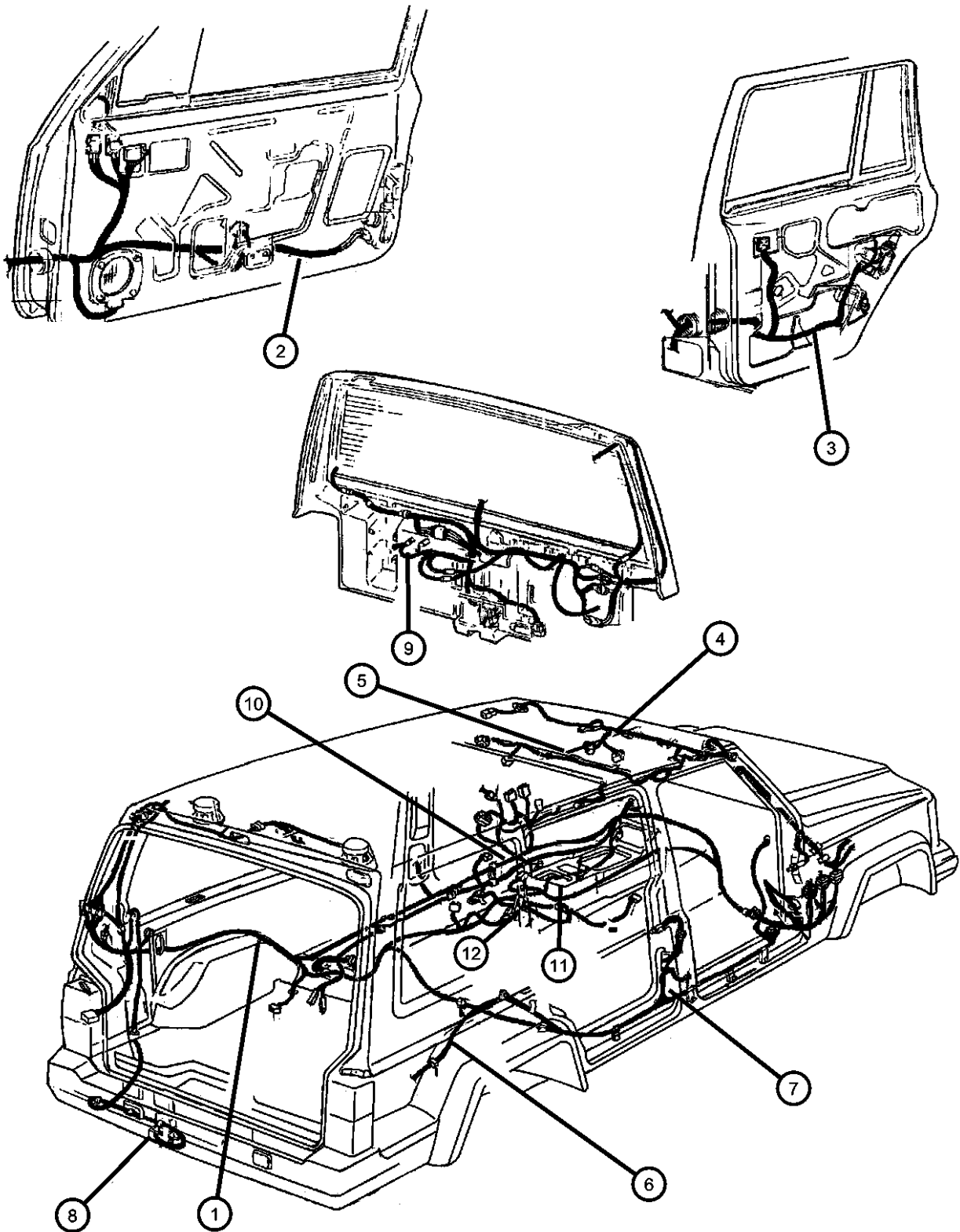
Wiring Instrument Panel
Figure 8-1410

ITEM	PART NUMBER	QTY	LINE	SERIES	BODY	ENGINE	TRANS	TRIM	DESCRIPTION
1									WIRING, Instrument Panel
	56009791AI	1	J, T						Argentina
	56009795AI	1	J, T						Export Equipment Group
	56009799AJ	1	U		74				Export Equipment Group
	56009802AF	1	J, T						Floor
	57008076AC	1	U		74				No Export Equipment Group
	57008142AB	1	J, T						No Export Equipment Group
	57008143AB	1	J, T						Venezuela
	57008144AB	1	J, T						Venezuela, Floor Base
	57008171AA	1	J, T						Argentina, Floor
-2	56017442	2				EN0			WIRING, Courtesy Lamp
-3	56009715AB	1							COVER, Fuse Access



AR = use ase required - = Non illustrated part

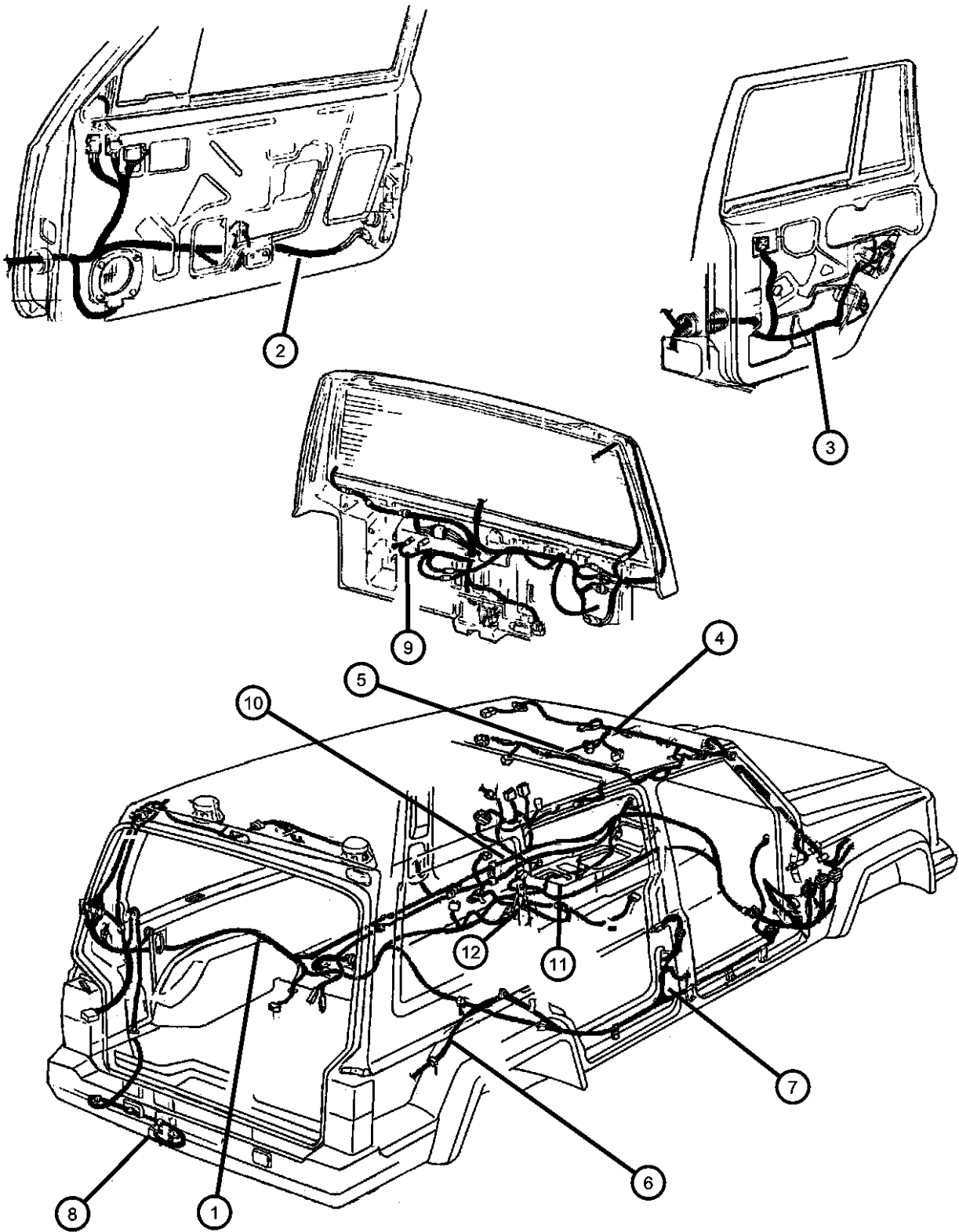
Wiring Body and Accessory
Figure 8-1510



ITEM	PART NUMBER	QTY	LINE	SERIES	BODY	ENGINE	TRANS	TRIM	DESCRIPTION
1									WIRING, Body
	56009808AH	1	J, T						Base Model, Left
	56009810AH	1	J, T						With Power Doors, Without Premium Sound System,
	56009811AH	1	J, T						With Premium Sound System
	56009812AH	1	U		74				Base Model, Right
	56009814AH	1	U		74				With Power Locks, Without Premium Sound System
	56009815AH	1	U		74				With Premium Sound System
	57008097AC	1	U		74				Without Premium Sound System, With Power Locks, With Severe Use Engine Cooling System
	57008098AC	1	U		74				With Premium Sound System, With Power Locks, With Severe Use Engine Cooling System
	57008136AB	1	J, T						With Power Doors, Without Premium Sound System, Venezuela
	57008137AB	1	J, T						Without Power Doors, Without Premium Sound System, Venezuela
	57008151AA	1	J, T						Without Power Doors, Without Premium Sound System, Argentina
2									WIRING, Door
	56009819AB	1							Base Model, Left, Front Door
	56009820AE	1	J, T						Without Power Doors, Left, Front Door
	56009821AE	1	J, T						With Power Doors, Left, Front Door
	56009823AE	1	U		74				With Power Doors, Without Severe Use Engine Cooling System, Left, Front Door
	56009824AE	1	U		74				With Power Mirrors, Severe Use Engine Cooling System, Without Power Doors, Left, Front Door
	56009826AB	1							Without Power Mirrors, Without Power Doors, Without Premium Sound, Right, Front Door
	56009827AE	1	J, T						With Power Mirrors, Severe Use Engine Cooling System, Without Power Doors, Right, Front Door
	56009828AE	1	J, T						With Power Doors, Right, Front Door
	56009830AE	1	U		74				With Power Doors, Without Severe Use Engine Cooling System, Right, Front Door
	56009831AE	1	U		74				With Power Mirrors, Severe Use Engine Cooling System, Without Power Doors, Right, Front Door
	57008156AA	1	J, T						With Power Doors, Argentina, Left, Front Door
	57008157AA	1	J, T						With Power Doors, Argentina, Right, Front Door
3									WIRING, Rear Door

AR = use ase required - = Non illustrated part

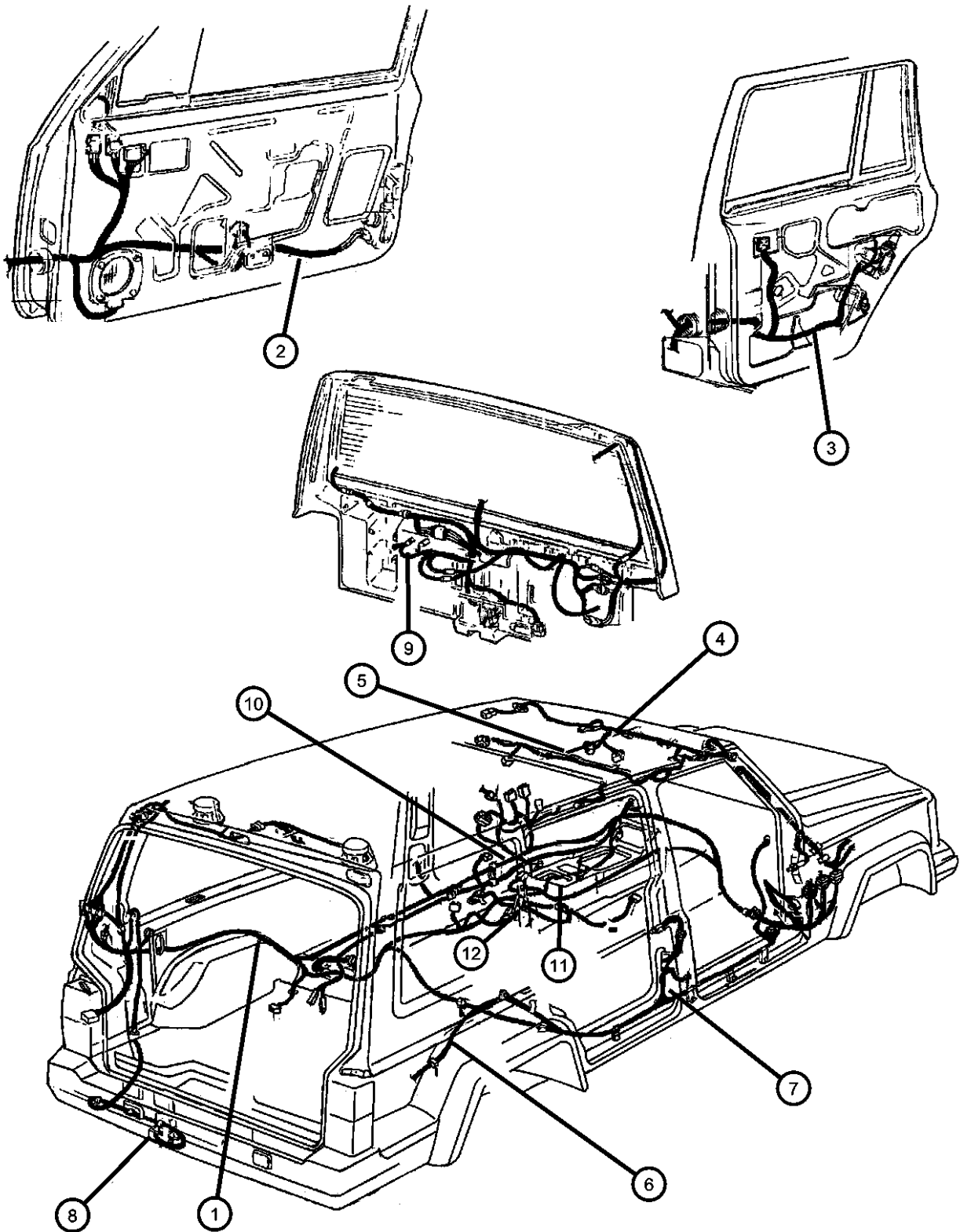
Wiring Body and Accessory
Figure 8-1510



ITEM	PART NUMBER	QTY	LINE	SERIES	BODY	ENGINE	TRANS	TRIM	DESCRIPTION
	56009806AE	2			74				With Power Doors, Without Severe Use Engine Cooling System
	57008089AA	2	U		74				With Power Doors, With Severe Use Engine Cooling System
	57008090AA	2	U		74				Switch Adaptive Wire, With Courtesy Lamps, With Severe Use Engine Cooling System
	57008155AA	2			74				With Power Doors, Argentina
4	56009702AE	1							WIRING, Overhead Console Without Severe Use Engine Cooling System
	57008079AC	1							With Severe Use Engine Cooling System
5	56009703AG	1							WIRING, Dome Lamp With Illuminated Visor
	56009757AD	1							Without Illuminated Visor
	57008080AC	1	U		74				With Keyless Entry System 2 Transmitters
	57008154AA	1							With Illuminated Visor, Argentina
6	56009816AD	1							WIRING, Body to Liftgate Without Severe Use Engine Cooling System
	57008099AC	1	U		74				With Severe Use Engine Cooling System
	57008152AA	1							Argentina
7	56007579AC	2							WIRING, Door Jumper Without Severe Use Engine Cooling System
	56009804	2			74				Courtesy Lamp (Model 74)
	57008081AA	2	U		74				With Severe Use Engine Cooling System
	57008158AA	2			74				Switch Door Adaptive Wire, Courtesy Lamp (Model 74), Argentina
	57008159AA	2							Jumper Door Switch, Argentina
8	56009832	1							WIRING, Trailer Tow
	57008177AA	1							Argentina
9	56009760AD	1							WIRING, Liftgate
	57008145AA	1							Argentina
10	56008712AB	1	J, T		74				WIRING, Power Seat
		1	U		74				With First Position Rear Bench/Folding and With Power Seat, Right
									With First Position Rear Bench/Folding and With Power Seat, Right

AR = use ase required - = Non illustrated part

Wiring Body and Accessory
Figure 8-1510



ITEM	PART NUMBER	QTY	LINE	SERIES	BODY	ENGINE	TRANS	TRIM	DESCRIPTION
11	56008713AB	1	J, T		74				With First Position Rear Bench/Folding and With Power Seat, Left
		1	U		74				With First Position Rear Bench/Folding and With Power Seat, Left
	56010286AA	1							Without Severe Use Engine Cooling System
	57008088AC	1	U		74				With Severe Use Engine Cooling System
									WIRING, Console
12	56009792AC	1	J, U				DBB		Manual Transmission
		1	T		74		DG0		Manual Transmission
	56009793AC	1	J, U				DG0		Automatic Transmission
		1	T		74		DG0		Automatic Transmission
									WIRING, Anti-lock Brake
	56009839AB	1							ABS 'G' Sensor
	57008094AC	1	U		74				ABS 'G' Sensor
	57008146AA	1							ABS 'G' Sensor, Argentina

AR = use ase required - = Non illustrated part

Connector Repair Package
Figure 8-1610

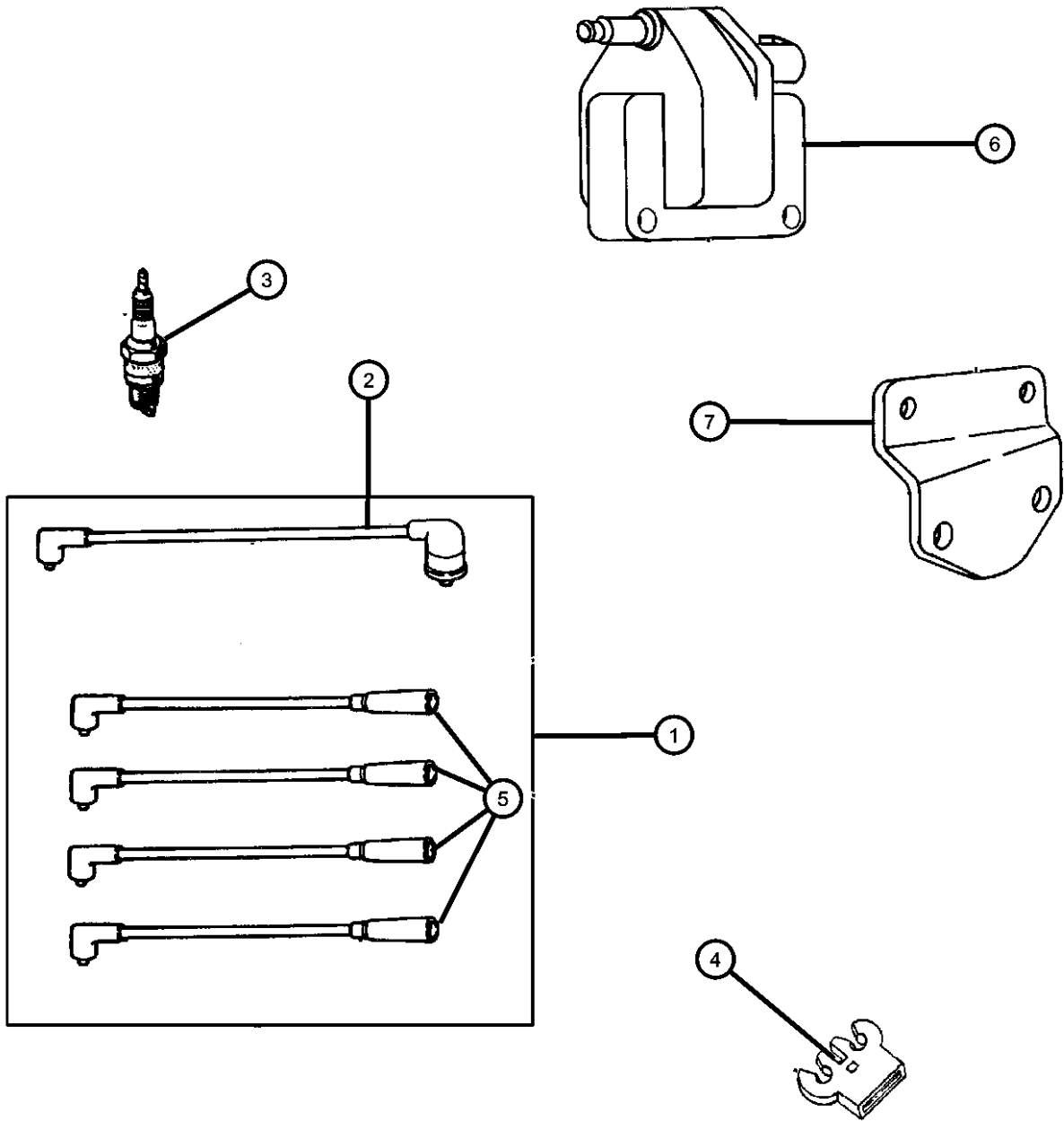
ITEM	PART NUMBER	QTY	LINE	SERIES	BODY	ENGINE	TRANS	TRIM	DESCRIPTION
-1	05013930AA	1							WIRING PACKAGE, Underhood Connector Repair, For Electrical Connector Repair Information visit the World Wide Web at http://dto.vftis.com/mopar/dis- claimer.asp

For Electrical Connector Repair Information visit
the World Wide Web at

<http://dto.vftis.com/mopar/disclaimer.asp>

AR = use ase required - = Non illustrated part

Cable Spark Plug & Wires
Figure 8-1905



ITEM	PART NUMBER	QTY	LINE	SERIES	BODY	ENGINE	TRANS	TRIM	DESCRIPTION
EP0=2.5L Engine ER0=4.0L Engine									
1									CABLE PACKAGE, Ignition
	83507178	1				ER0			
	SPC40604AA								Mopar Tune Up Kit (Contains Cap Rotor and Spark Plug Wires) Mopar V-Line Alternative Part
	SPW07059AA								
	83507180	1				EPE			
	SPW07058AA								Mopar V-Line Alternative Part
2									CABLE, Ignition Coil
	56027270	1				EPE			
	56041057	1				ER0			
3									SPARK PLUG
	56041402AA	4				EPE			
		6				ER0			
4									SEPERATOR, Ignition Cable
	33007154	1				ER0			
	53006579	1				EPE			
5									CABLE, Ignition
	33007152	1				EPE			#1
	33007153	1				EPE			#2 and #3
	33007157	1				EPE			#2 and #4
	33007158	1				ER0			#3 and #4
	53008069	1				ER0			#5
	53008070	1				ER0			#1
	53008628	1				ER0			#6
6									COIL, Ignition
	56028172	1				EP0			
		1				ER0			
7									BRACKET, Ignition Coil
	53008702	1				EP0			
	56026890	1				ER0			

AR = use ase required - = Non illustrated part

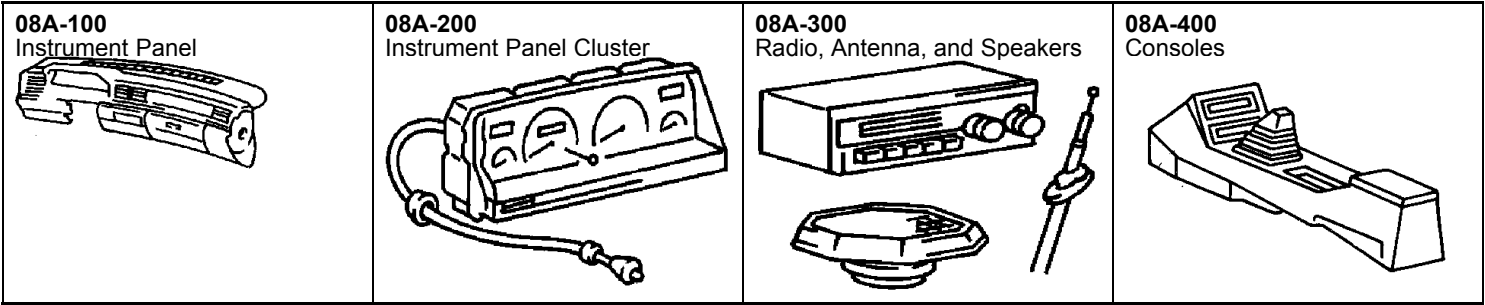
Group - 08A

Instrument Panel and Radios and Consoles

Group - 08A Instrument Panel and Radios and Consoles

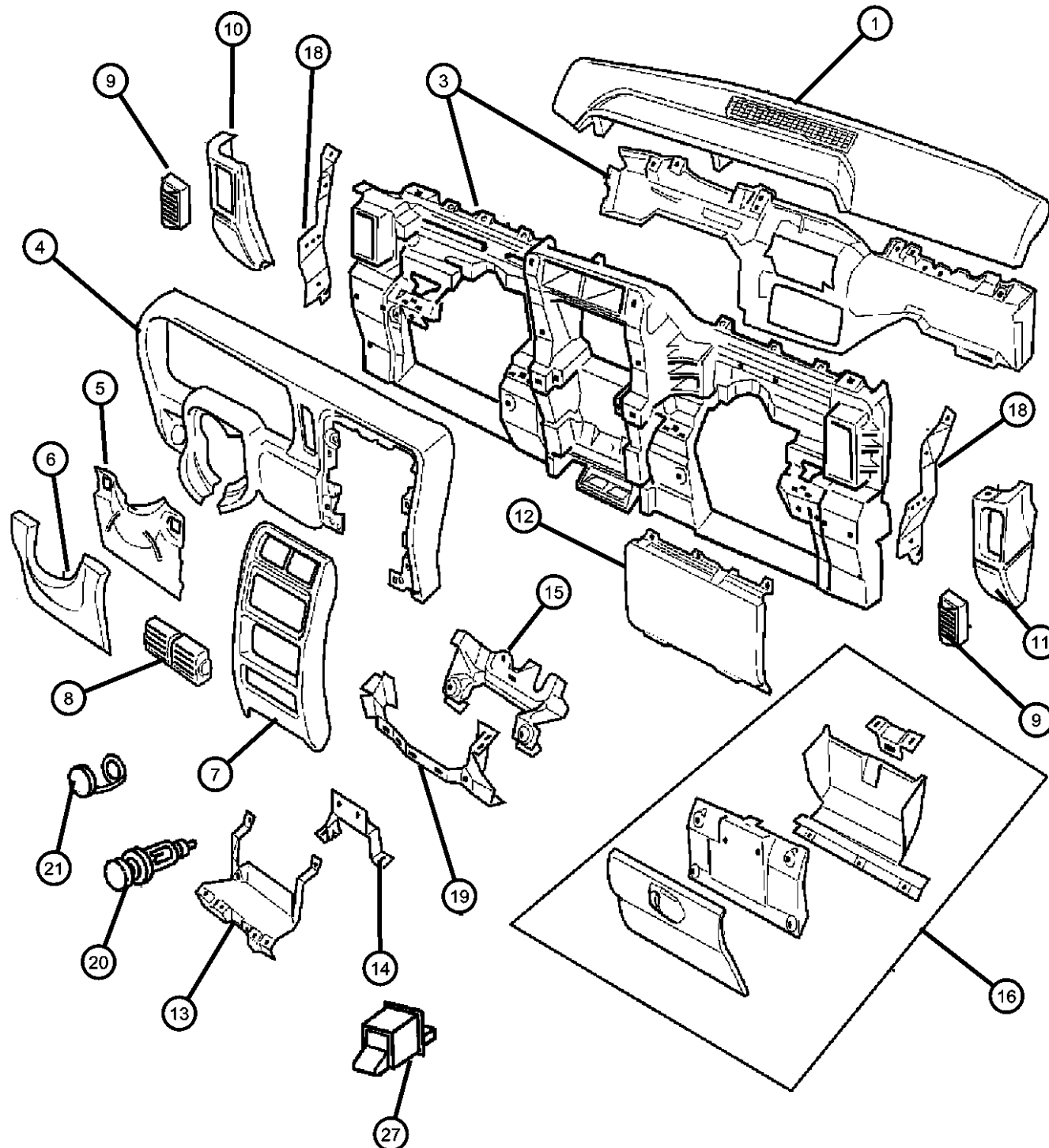
Illustration Title

Group-Fig. No.



Instrument Panel	
Pad and Bezel (LHD)	Fig. 08A - 120
Pad and Bezels (RHD).....	Fig. 08A - 122
Instrument Panel Cluster	
Cluster	Fig. 08A - 220
Radio, Antenna, and Speakers	
Radios.....	Fig. 08A - 310
Speakers.....	Fig. 08A - 320
Antenna	Fig. 08A - 330
Consoles	
Overhead Console	Fig. 08A - 410
Floor Console.....	Fig. 08A - 420
Floor Console With Air Conditioner	Fig. 08A - 430

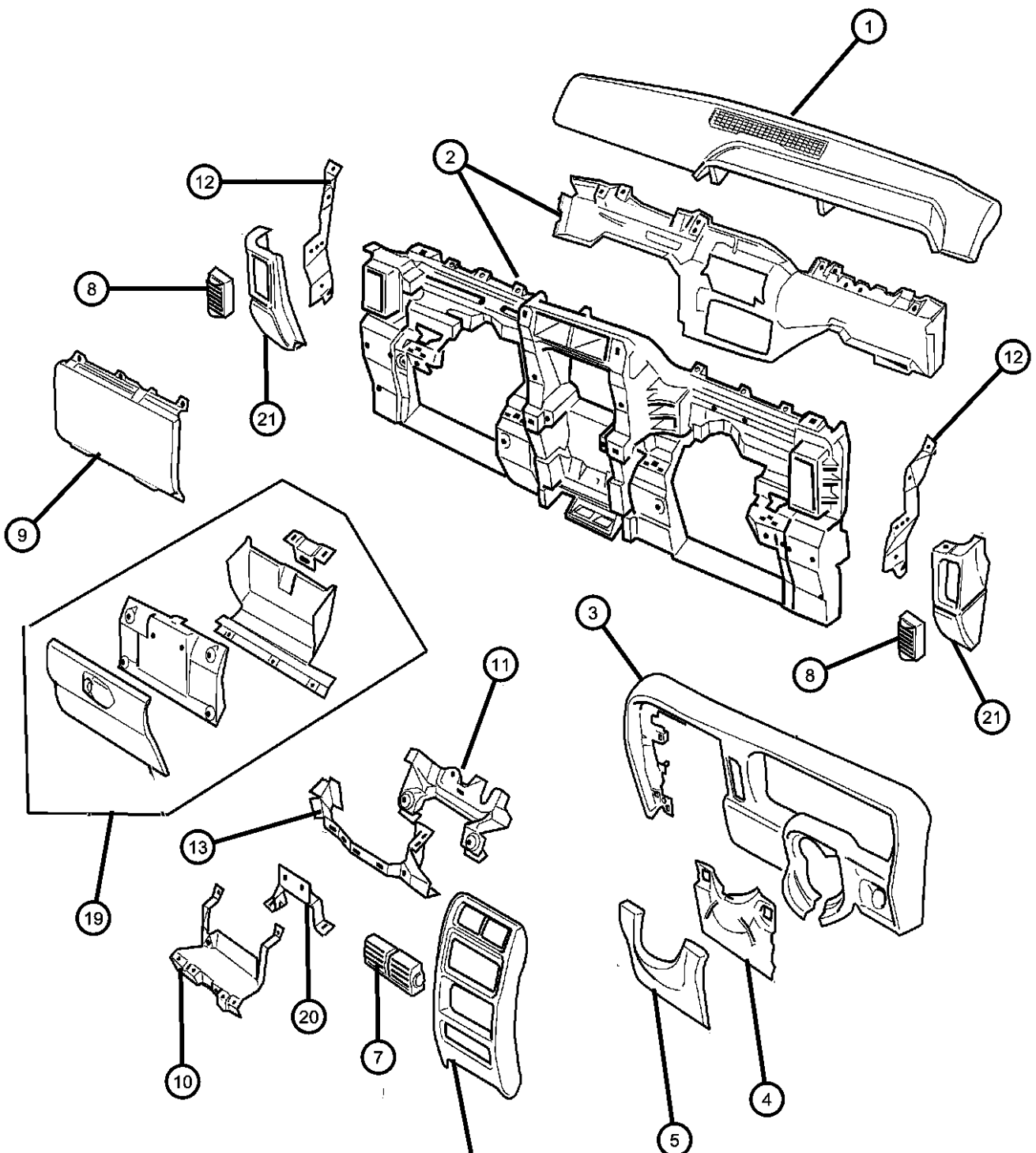
Pad and Bezel (LHD)
Figure 08A-120



ITEM	PART NUMBER	QTY	LINE	SERIES	BODY	ENGINE	TRANS	TRIM	DESCRIPTION
1	5EB78LAZAB	1	J, T						COVER, Instrument Panel, Agate
-2									CLIP, Panel
	55037353	4	J, T						
	55037354	7	J, T						
3	04897067AA	1	J, T						PANEL, Instrument Panel
4	5ER60LAZAC	1	J, T						BEZEL, Instrument Cluster
5	55115525AB	1							LINER, Steering Column Cover
6									COVER, Steering Column
	5EJ92LAZ	1							Agate
	5EJ92RK5	1							Camel Tan/Agate
7	5EN00LAZAD	1							BEZEL, Instrument Panel, Center
8	5FS10LAZAB	2							OUTLET, Air Conditioning & Heater
9	5FS10LAZAB	2							OUTLET, Air Conditioning & Heater
10									CAP, Instrument Panel End
	5EB761K5AC	1	J, T						Camel Tan/Agate
	5EB76LAZAC	1	J, T						Agate
11									CAP, Instrument Panel End
	5EB771K5AC	1	J, T						Camel Tan/Agate, Left
	5EB77LAZAC	1	J, T						Agate, Left
12	5GE02LAZAA	1	J, T						AIR BAG, Passenger
13	55115467AB	1	J, T						BRACKET, Air Bag
14	55115489AB	1							BRACKET, Instrument Panel
15	55115561	1	J, T						BRACKET, Instrument Cluster
16	5EB70LAZ	1	J, T						GLOVE BOX, Instrument Panel
-17	5EB70LAZ	1							DOOR, Glove Box, (NOT SERVICED)
18	55037194AB	1	J, T						SUPPORT, Instrument Panel
19	55037395AA	1	J, T						REINFORCEMENT, Instrument Panel
20	04685370	1							KNOB AND ELEMENT, Cigar Lighter
21	04793554	1							POWER OUTLET, Cigar Lighter, Serviced in Switch Bezel (Item #27)
-22	04793554	1							BASE, Cigar Lighter, Serviced in Switch Bezel (Item #27), (NOT SERVICED)
-23	05265949	1							LABEL, Air Bag Warning
-24	55037414AA	2							BUMPER, Glove Box Door
-25	5EB72LAZ	1	J, T						DOOR, Passenger Air Bag
-26	06034833	2	J, T						CLIP, Push, .164-7.5
27	04897502AF	1							BEZEL, Switch

AR = use ase required - = Non illustrated part

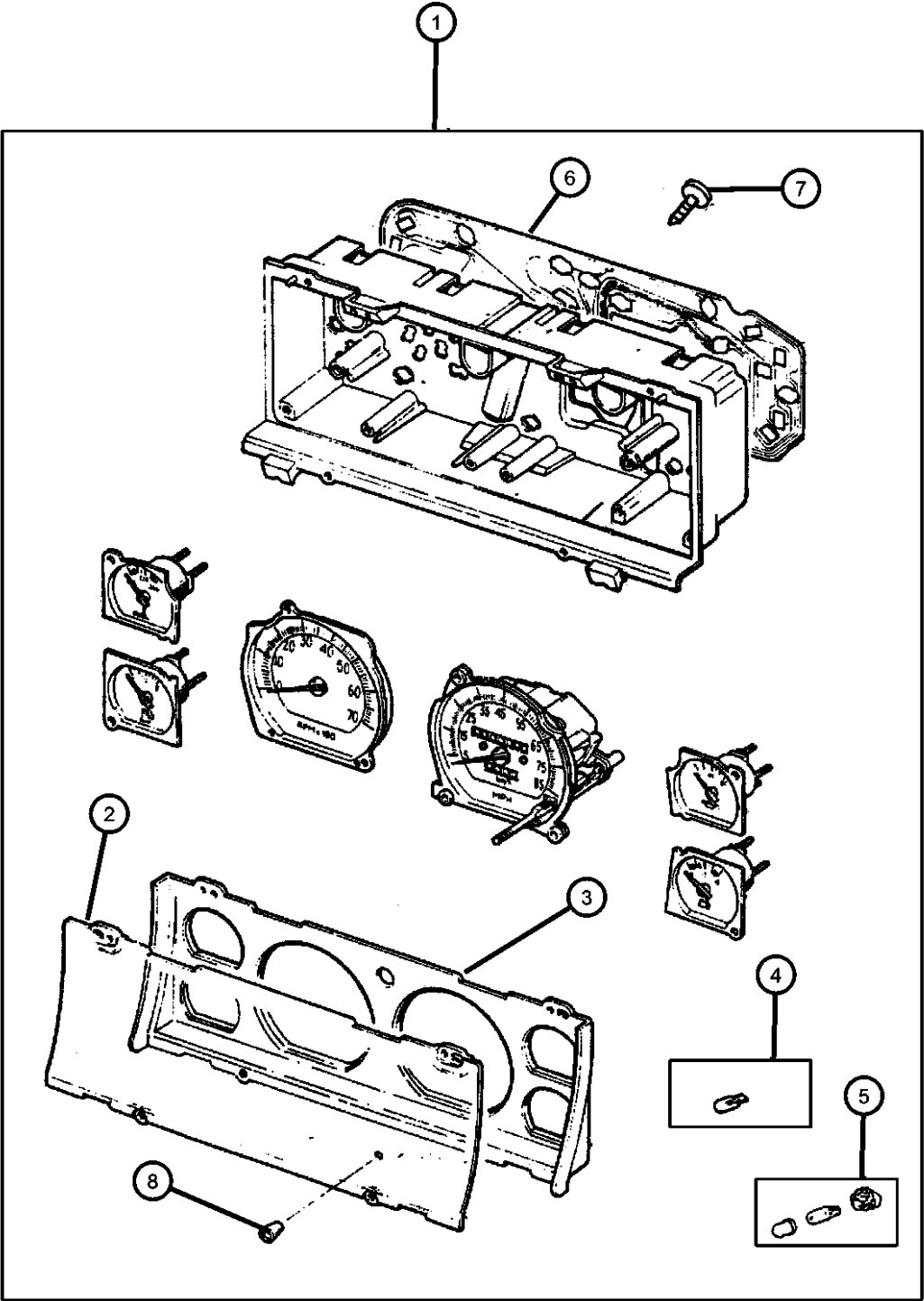
Pad and Bezels (RHD)
Figure 08A-122

											ITEM	PART NUMBER	QTY	LINE	SERIES	BODY	ENGINE	TRANS	TRIM	DESCRIPTION
											1	5EB71LAZAB	1	U		74				COVER, Instrument Panel
											2	04897066AA	1	U		74				PANEL, Instrument Panel
											3	5EJ85LAZAC	1	U		74				BEZEL, Instrument Cluster
												5ER59LAZAC	1	U		74				EPO=2.5L 4 CYCLE,GAS/ERO=4.0L, 6 CYCLE,GAS
											4	55115525AB	1							LINER, Steering Column Cover
											5	5EJ92LAZ	1							COVER, Steering Column
												5EJ92RK5	1							Agate
												5EJ92RK5	1							Camel Tan/Agate
											6	5EN00LAZAD	1							BEZEL, Instrument Panel, Center
											7	5DP54TAZ	1	U		74				OUTLET, Air Conditioning & Heater
												5DP55TAZ	1	U		74				Right
											8	5DP54TAZ	1	U		74				Left
												5DP55TAZ	1	U		74				OUTLET, Air Conditioning & Heater
												5DP54TAZ	1	U		74				Right Agate
												5DP55TAZ	1	U		74				Left/Agate
											9	5GE02LAZAA	1							AIR BAG, Passenger
											10	55115466AB	1	U		74				BRACKET, Air Bag
											11	55115561	1	U		74				BRACKET, Instrument Cluster
											12	55037194AB	1	U		74				SUPPORT, Instrument Panel, Right
											13	55037394AA	1	U		74				REINFORCEMENT, Instrument Panel
											-14	06034833	2	U		74				CLIP, Push, .164-7.5
											-15	05265949	1	U		74				LABEL, Air Bag Warning
											-16	5EB67LAZ	1	U		74				DOOR, Passenger Air Bag, Agate
											-17	55115470AB	1	U		74				STRIKER, Glove Box Door Latch
											-18	55037414AA	2	U		74				BUMPER, Glove Box Door
											19	5EE07LAZ	1	U		74				GLOVE BOX, Instrument Panel
												5EE07RK5	1	U		74				Agate
												5EE07RK5	1	U		74				Camel Tan/Agate
											20	55115489AB	1							BRACKET, Instrument Panel
											21	5EB761K5AC	1	U		74				CAP, Instrument Panel End
												5EB76LAZAC	1	U		74				Camel Tan/Agate, Right
												5EB771K5AC	1	J, T						Agate, Right
												5EB77LAZAC	1	U		74				Camel Tan/Agate, Left
																				Agate, Left

AR = use ase required - = Non illustrated part

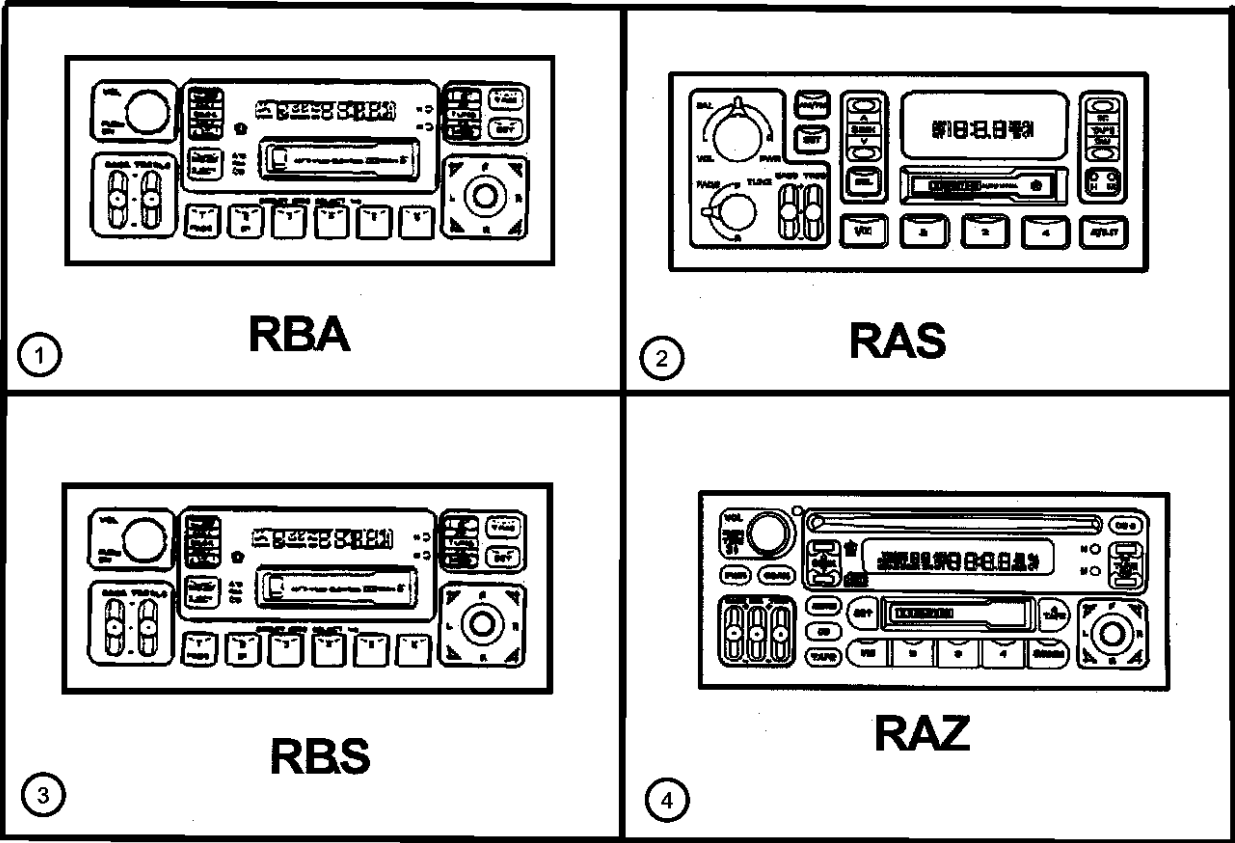
Cluster
Figure 08A-220

ITEM	PART NUMBER	QTY	LINE	SERIES	BODY	ENGINE	TRANS	TRIM	DESCRIPTION
1									CLUSTER
	56009729AC	1							Gas
	56009730AC	1							Diesel
2	04874345	1							LENS, Cluster
3	04874344	1							MASK, Instrument Cluster
4	L000PC74	1	J, T						BULB, PC74
5	04874349	5							BULB AND SOCKET
6	04874348	1							COVER, Cluster
7	06032723	4							SCREW, Self Tapping, M4.2x1.69x19.05
8	04874346	1							GROMMET, Speedometer Trip Reset
-9	04874346	1							BOARD, Circuit, Serviced w/Item # 1, (NOT SERVICED)
-10									INDICATOR
	56009613	1	J, T						
	56009639	1	U			74			



AR = use ase required - = Non illustrated part

Radios
Figure 08A-310



ITEM	PART NUMBER	QTY	LINE	SERIES	BODY	ENGINE	TRANS	TRIM	DESCRIPTION
------	-------------	-----	------	--------	------	--------	-------	------	-------------

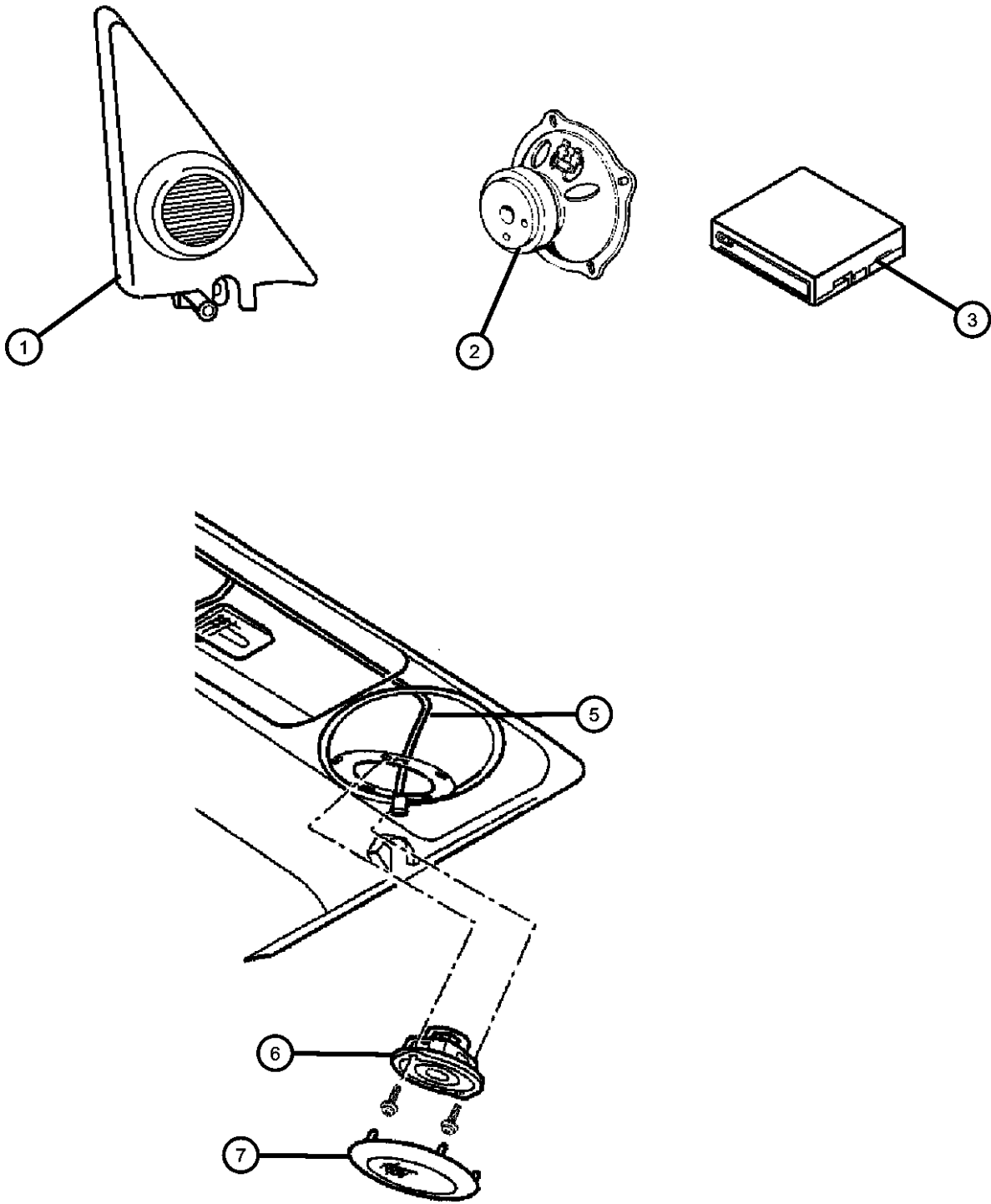
NOTES SALES CODE
RBA - AM/FM CASS, CHANGER
RAS - AM/FM CASSETTE
RBS - AM/FM CASS, CD CHANGER
RAZ - AM/FM CASSETTE CD

1	04704392AD	1
2	04858556AD	1
	56038933AB	1
3	56022521AB	1
4	04704383AG	1
-5	04124300	1
-6	00154629	2
-7	06035165	1
-8	06101777	1

RADIO, AM/FM with CD, RBA
RADIO, AM/FM Cassette
RAS except/Venezuala & Egypt
RAS Venezuala,Egypt
RADIO, AM/FM Cassette, RBS
RADIO, AM/FM with CD and
Cassette, RAZ
TERMINAL, Eyelet, Ground to
Radio
SCREW, Hex Flange Head,
.25-14x.75, Radio Mtg
SCREW, Tapping, .19-16x.75,
Ground Connect
SCREW, Hex Flange Head
Tapping, M6x1.00x20.00, Bracket
Ground Connect

AR = use ase required - = Non illustrated part

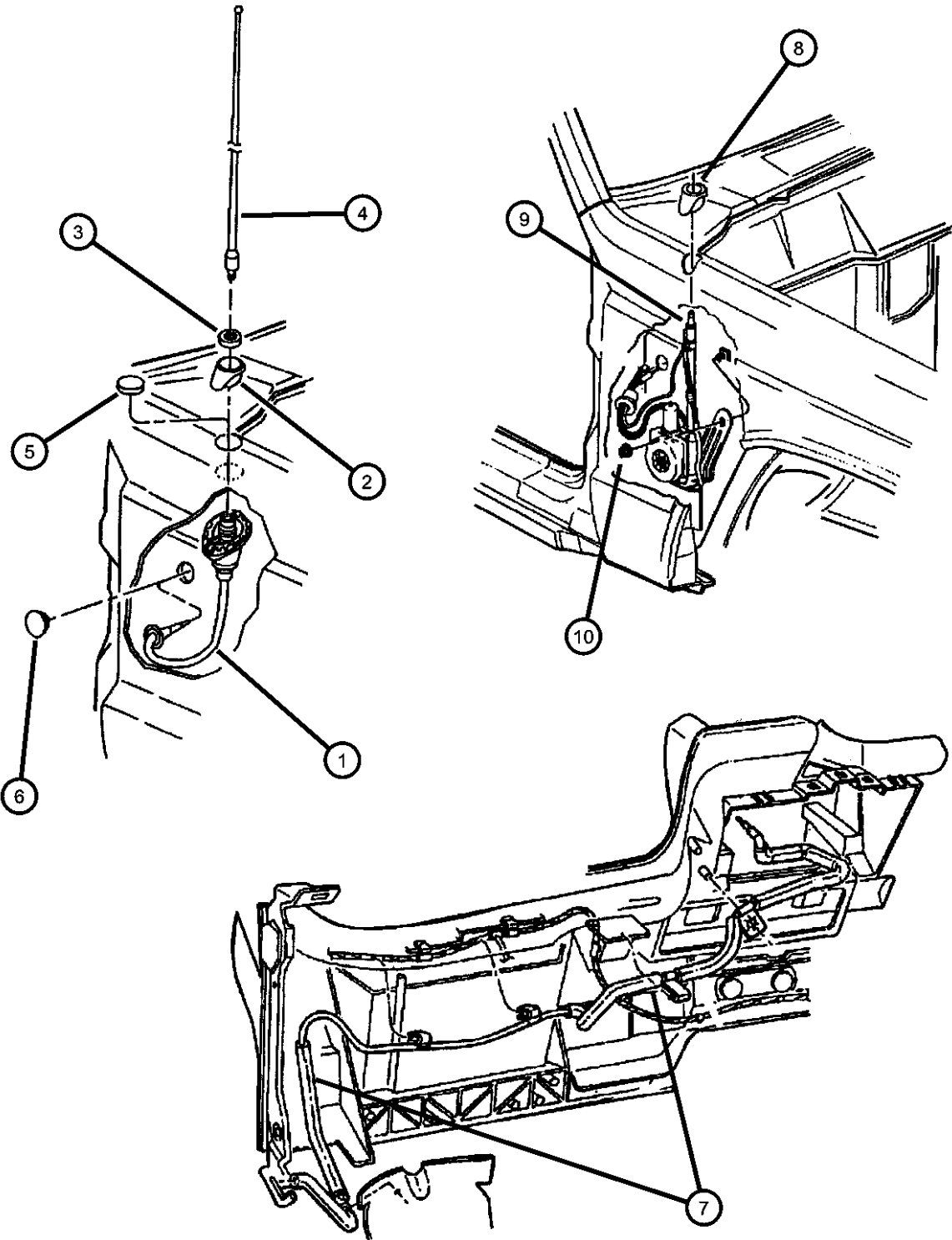
Speakers
Figure 08A-320



ITEM	PART NUMBER	QTY	LINE	SERIES	BODY	ENGINE	TRANS	TRIM	DESCRIPTION
1									COVER, Mirror Opening
	5FM02LAZAB	1							w/4 Speakers, Right
	5FM03LAZAB	1							w/4 Speakers, Left
	5FV14LAZAB	1							w/6 Speakers, Right
		1							w/ 6 Speakers, Left
2									SPEAKER, Door
	56008750AC	2							w/6 Speakers
	56008751AD	2							w/4 Speakers
3	56007653AD	1							AMPLIFIER, Radio
-4	04372399	1							COVER, Radio Opening
5	56009936AA	1							WIRING, Headliner
6									SPEAKER, Sound Bar
	56008754AB	2							w/ 4 Speakers
	56008756	1							w/6 Speakers
7									GRILLE, Speaker
	5FY19HW8AA	2							
	5FY19RK5AA	1							
-8	55352694AA	1							BRACKET, Speaker

AR = use ase required - = Non illustrated part

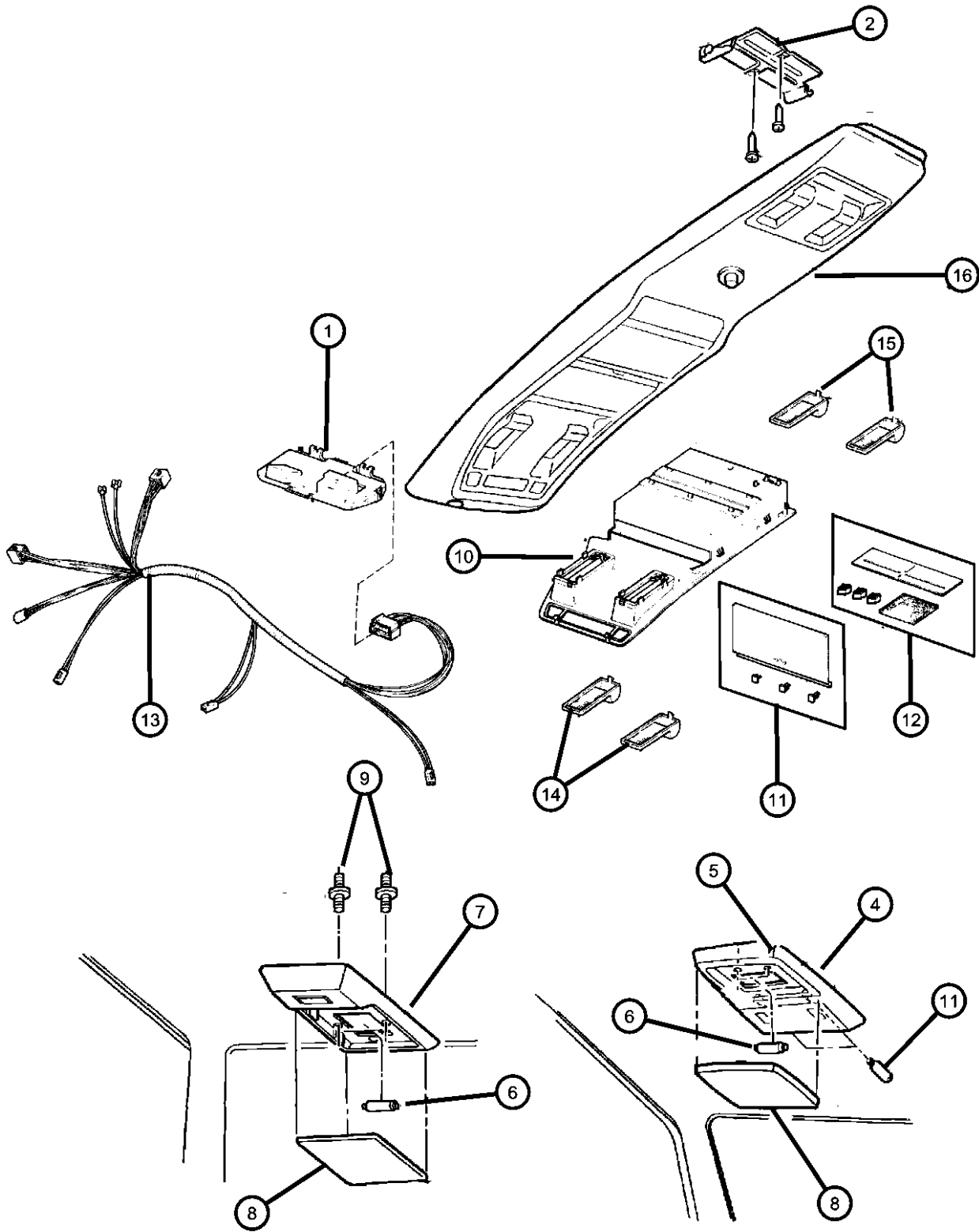
Antenna
Figure 08A-330



ITEM	PART NUMBER	QTY	LINE	SERIES	BODY	ENGINE	TRANS	TRIM	DESCRIPTION
1	56038505AB	1							BASE, Antenna
2	56038507AB	1							ESCUTCHEON, Antenna
3	56007570AB	1							CAP NUT, Antenna
4	56008917	1							MAST, Antenna
5	56038506	1							PLUG, Antenna Hole
6	02860332	1							PLUG, Anti-Rattle
7									CABLE, Antenna
	56038508AD	1							
		1	J, T						except; Argentina
	56038509AB	1	U		74				
8									GROMMET, Antenna Mounting
	56022200AA	1	J, T						
		1	U		74				
9	56022199AA	1							ANTENNA
10	06101820	1							NUT, Hex Flange Lock, w/Power Antenna

AR = use ase required - = Non illustrated part

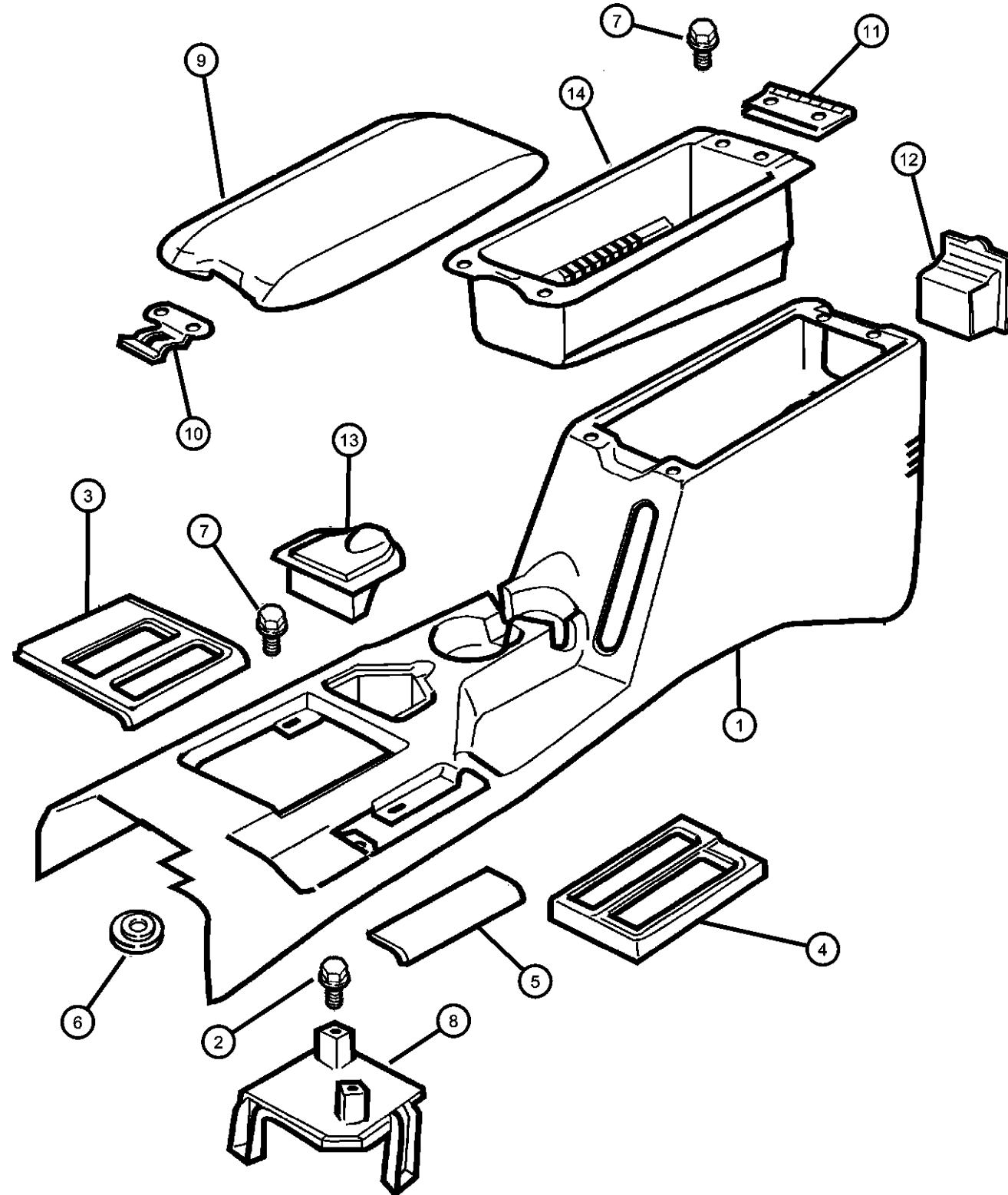
Overhead Console
Figure 08A-410



ITEM	PART NUMBER	QTY	LINE	SERIES	BODY	ENGINE	TRANS	TRIM	DESCRIPTION
NOTE; P.A.R. = PAINT AS REQUIRED									
1	56009380AB	1							MODULE, Compass Temperature
2	55352518AB	1							BRACKET, Overhead Console
-3	55352518AB	1							SCREW, Pan Head Tapping, .164-32x.625, (NOT SERVICED)
4									LAMP, Dome And Reading
	5GJ32HW8AE	1							Quartz
	5GJ32RK5AE	1							Paint as Required
5									LAMP, Dome
	0JV76HW8	1							Quartz
	0JV76RK5	1							Camel / Tan
6	L0000561	1							BULB, 561
7									LAMP, Cargo
	5FY15HW8AA	1							Light Quartz
	5FY15RK5AA	1							Camel Tan/Agate
8	5FY15RK5AA	1							LENS, Dome Lamp, (NOT SERVICED),
9	5FY15RK5AA	1							STUD, Double Ended, M4.2x1.41/M3.25x51, (NOT SERVICED)
10	04761436	1							HOUSING AND DOOR, Overhead Console
11	04761965	1							DOOR, Garage Door Opener
12	04798405	1							ADAPTER, Garage Door Button
13	04882780	1							WIRING, Overhead Console
14									LENS, Reading Lamp
	05268175	1							Left
	05268176	1							Right
15									LENS, Reading Lamp
	05268177	1							Left
	05268178	1							Right
16									HOUSING, Overhead Console
	0QL651K5	1							Camel Tan/ Agate
	0QL651W8	1							Lt. Quartz
-17	04761966	1							SWITCH, Minitrip
-18	56009390AD	1							RECEIVER, Keyless Entry
-19	L0000578	4							BULB, 578

AR = use ase required - = Non illustrated part

Floor Console
Figure 08A-420



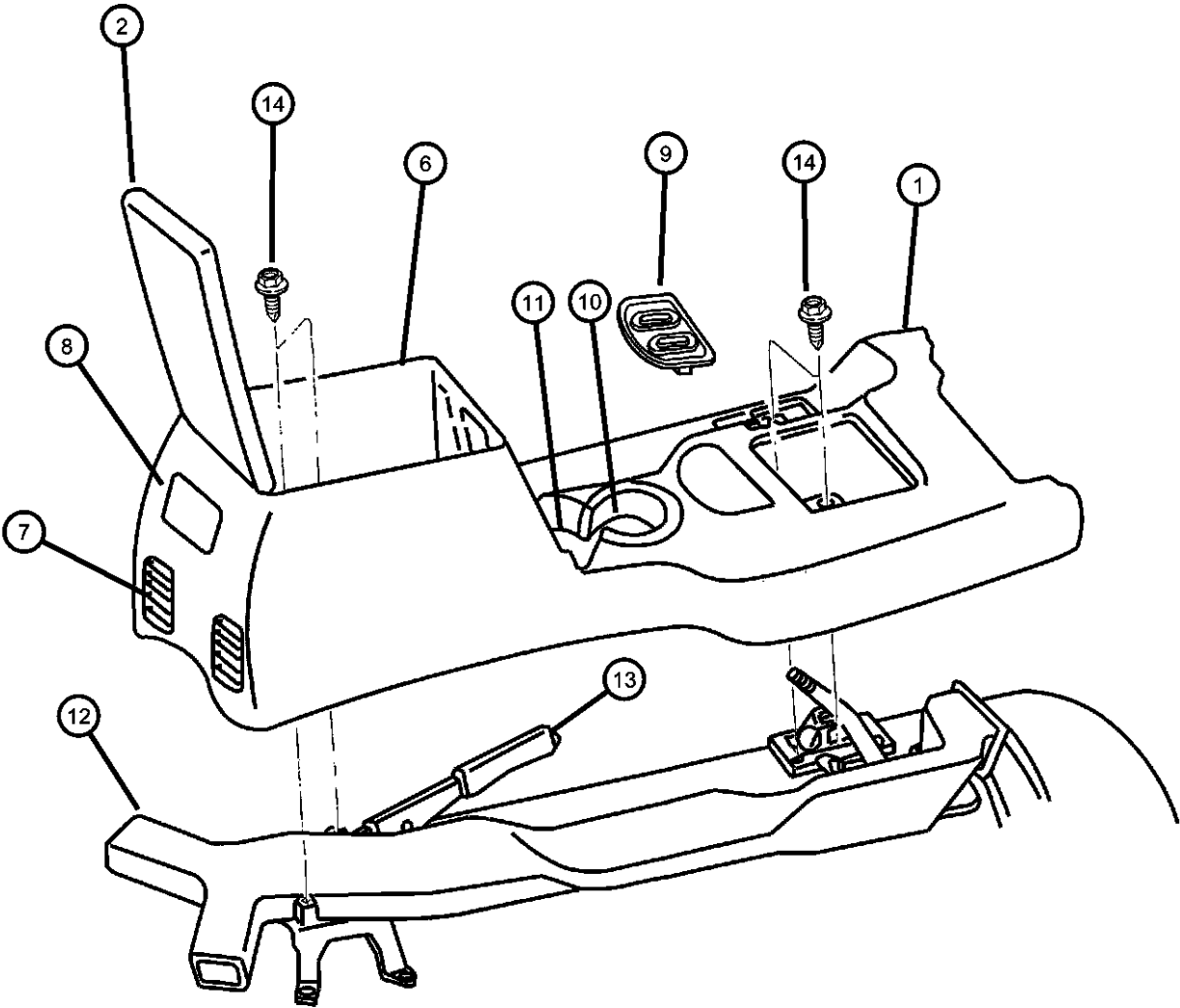
ITEM	PART NUMBER	QTY	LINE	SERIES	BODY	ENGINE	TRANS	TRIM	DESCRIPTION
1	0QX101K5AA	1							CONSOLE, Base
	0QX10LAZAA	1							Camel
2	06035990AA	2							SCREW, .164-18x.500
3	5EK03LAZAB	1	J, T						BEZEL, Console PRNDL
	5EK07LAZAB	1	U		74				
4	5EK13LAZAB	1	U		74				BEZEL, Transfer Case
	5EK17LAZAB	1	U		74				Trac Full-Time
	5EL86LAZAB	1	J						Command-Trac
	5EL90LAZAB	1	J						Trac-Full Time
5	5EU66LAZ	1	T		74				COVER, Transfer Case Lever Hole
	5EU66RK5	1	T		74				Agate
6	04798118	1	J, U						Camel
7	06032723	4							WASHER
8	55037038AB	1							SCREW, Self Tapping, M4.2x1.69x19.05
9	5EJ50LAZAC	1							BRACKET, Floor Console
	5EJ50RK5AC	1							LID, Floor Console Bin
10	55037537AA	1							Agate
11	55352505	1							Camel
12	5EK10LAZ	1							LATCH, Armrest Lid
13	5EK10LAZ	1							HINGE, Floor Console Lid
14	55115523	1							ASH RECEIVER, Floor Console
-15	56010135AA	1							ASH RECEIVER, Floor Console
	56010136AA	1							BIN, Floor Console
-16	5GH07LAZAA	1							SWITCH, Heated Seat
-17	34201314	4			74				Right
-18	04524343	2							Left
-19	04524343	2							BEZEL, Floor Console Switch
-20	06034833	2							SCREW, Tapping Round Head, .164x18x1.232
									BUMPER, Glove Box Door
									CLIP, (NOT SERVICED)
									CLIP, Push, .164-7.5

AR = use ase required - = Non illustrated part

Floor Console With Air Conditioner
Figure 08A-430

ITEM	PART NUMBER	QTY	LINE	SERIES	BODY	ENGINE	TRANS	TRIM	DESCRIPTION
------	----------------	-----	------	--------	------	--------	-------	------	-------------

NOTE:
Sales Codes
XDN=Air Conditioner System - Severe Duty



1									HOUSING, Console
	0RD451AZAA	1							With Trim Code [AZ] & [XDN]
	0RD451K5AA	1							With Trim Code [K5] & [XDN]
2									LID, Floor Console Bin
	0RD461AZAA	1							With Color Code [AZ] & [XDN]
	0RD461K5AA	1							With Color Code [K5] & [XDN]
-3	04524343	2							BUMPER, Glove Box Door
-4	55037537AA	1							LATCH, Armrest Lid
-5	04897499AA	1							HINGE, Storage Compartment
6	04897492AA	1							BIN, Floor Console
7									OUTLET, Air Conditioning & Heater
	0HL80MAZ	1							For [AZ] & [K5] Trim Code, Right, Rear
	0HL81MAZ	1							For [AZ] & [K5] Trim Code, Left, Rear
8	0JV89LAZ	1							SWITCH, Rear Blower, For [AZ] & [K5] Trim Code
9	04897491AA	1							SWITCH, A/C and Heater Control
10	5EB68LAZ	1							ASH RECEIVER, Floor ConsoleFront
11	5EK10LAZ	1							ASH RECEIVER, Floor ConsoleRear
12	56022192AA	1							DUCT, Air Distribution
13	56022192AA	1							LEVER, Park Brake, See Group 4, (NOT SERVICED)
14	06032723	4							SCREW, Self Tapping, M4.2x1.69x19.05

AR = use ase required - = Non illustrated part

Group - 9

Engine Mounting

Group - 9 Engine Mounting

Illustration Title

Group-Fig. No.

Engine Mounting

Engine Mounting, Front (EPE) Fig. 9 - 110

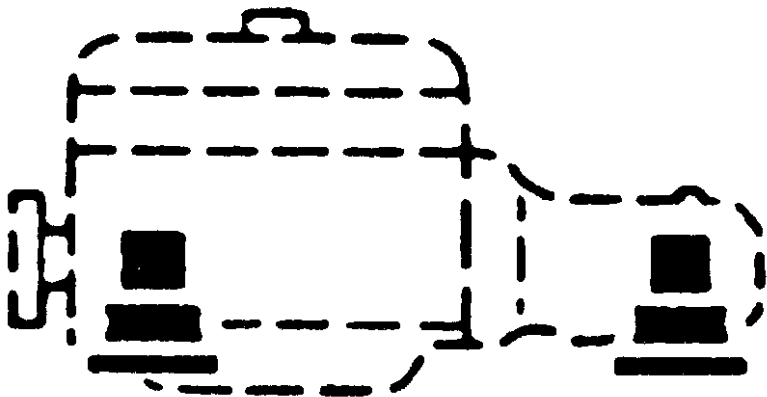
Engine Mounting, Rear (EPE)..... Fig. 9 - 120

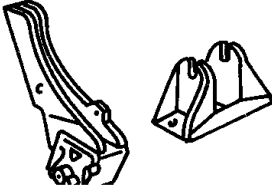
Engine Mount, Front (ENC) Fig. 9 - 130

Engine Mounting, Rear (ENC) Fig. 9 - 140

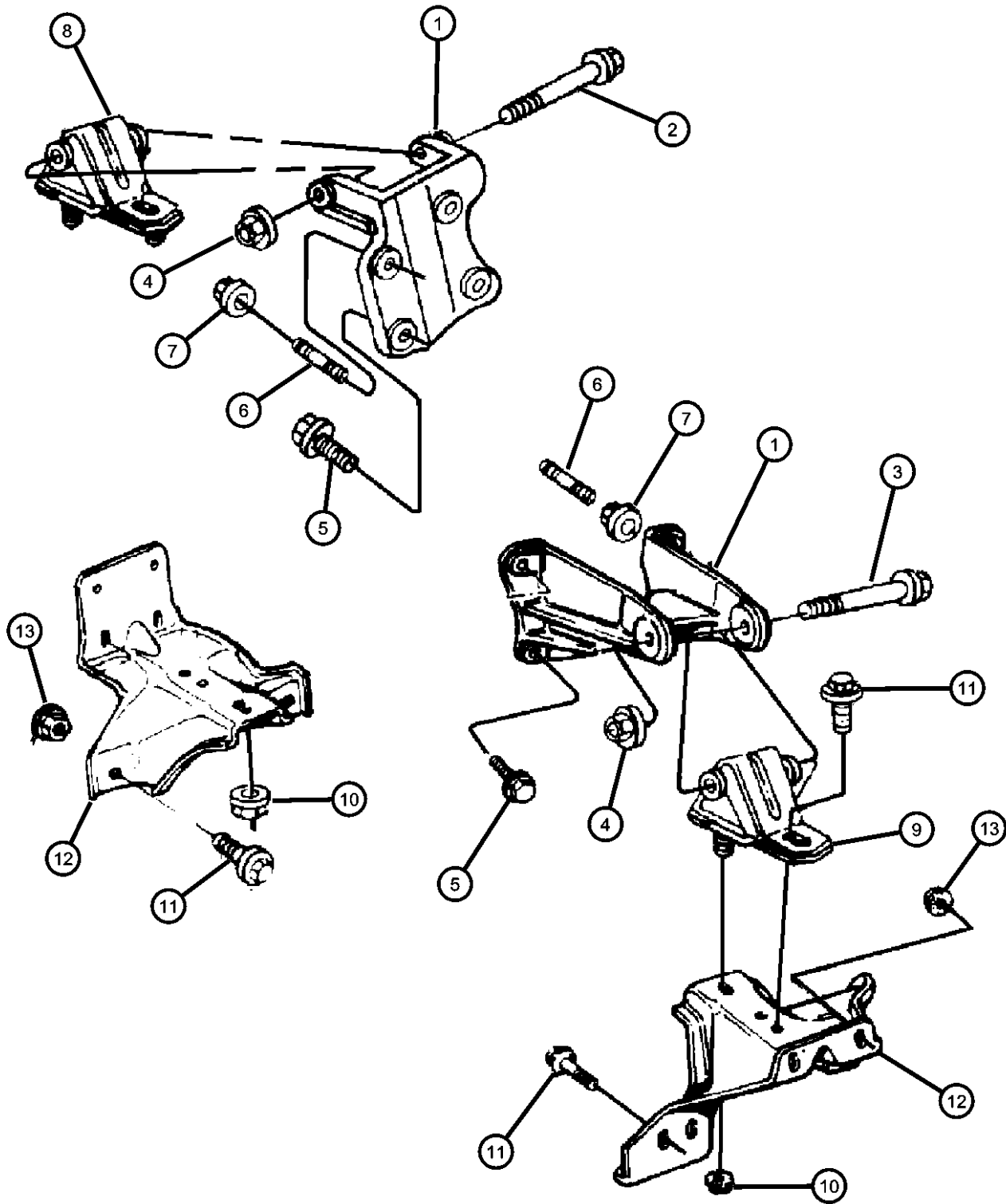
Engine Mounting, Front (ERH) Fig. 9 - 150

Engine Mounting, Rear (ERH) Fig. 9 - 160



<div><div>009-100</div><div>Engine Mounting</div><div></div></div>			
--	--	--	--

Engine Mounting, Front (EPE)
Figure 9-110



ITEM	PART NUMBER	QTY	LINE	SERIES	BODY	ENGINE	TRANS	TRIM	DESCRIPTION
NOTE: Sales Codes: EPE=2.5L 4 Cyl SMPI Engine EP0=All 2.5L Gas Engines DBB=All Manual Transmissions									
1									BRACKET, Engine Mount
	52017731	1	U			EP0	DBB		Right
	52018450AB	1	J, T			EP0			Right
	52058877AB	1	J, T			EP0			Left
	52060003	1	U			EP0	DBB		Left
2	06101742	1	U			EP0			BOLT, Square Neck, M12x1.75x130Right
3	34201959	1	U			EP0			BOLT, Hex Flange Head, M12-1.75x125
4	06502697	2				EP0			NUT, Hex Flange Lock, M12x1.75
5	06034989	4				EP0	DBB		SCREW, Hex Head, .375-16x1.125
6	06033883	3				EP0	DDQ		STUD, .375-16x2.00"
7	00152474	2				EP0	DBB		NUT, Hex Flange Lock, .375-16
8	J3242728	1	U			EP0	DBB		INSULATOR, Engine MountRight
9									CUSHION, Engine Support
	52007394	1	J, T			EPE	DBB		
		1	U			EP0	DBB		Left
10		1							NUT, Hex Flange, M10x1.5, (NOT SERVICED)
11	06504511	2				EP0, ER0			SCREW AND WASHER, M10x1.5x40
12									BRACKET, Engine Mount
	52003005	1	U			EP0	DBB		Left
	52020219AB	1	J, T			EP0			Left
	52059010AB	1	J, T			EP0			Right
	52059030	1	U			EP0	DBB		Right
13	34201416	4				EP0			NUT, Hex Flange, M8x1.25

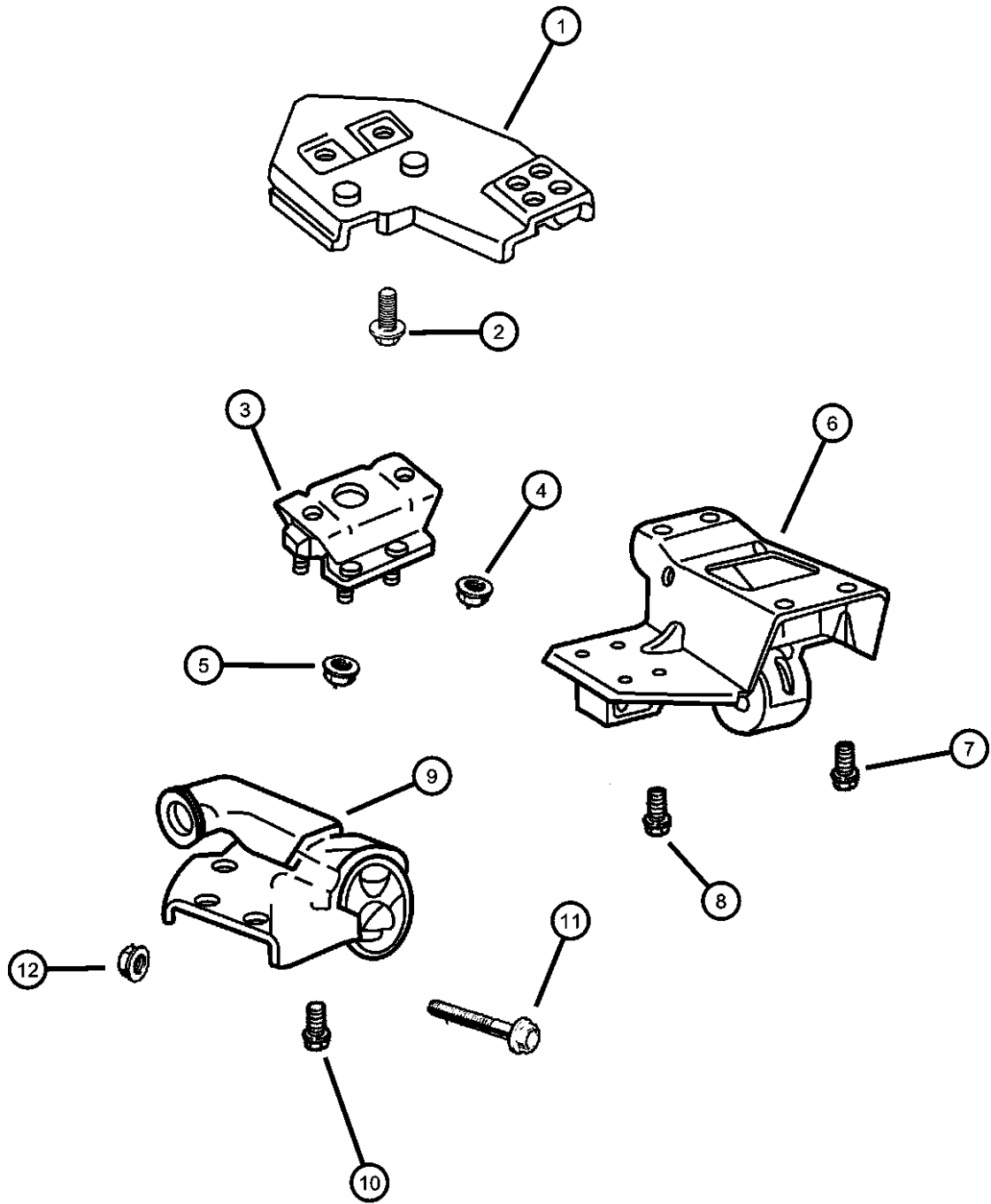
AR = use ase required - = Non illustrated part

Engine Mounting, Rear (EPE)
Figure 9-120

ITEM	PART NUMBER	QTY	LINE	SERIES	BODY	ENGINE	TRANS	TRIM	DESCRIPTION
------	----------------	-----	------	--------	------	--------	-------	------	-------------

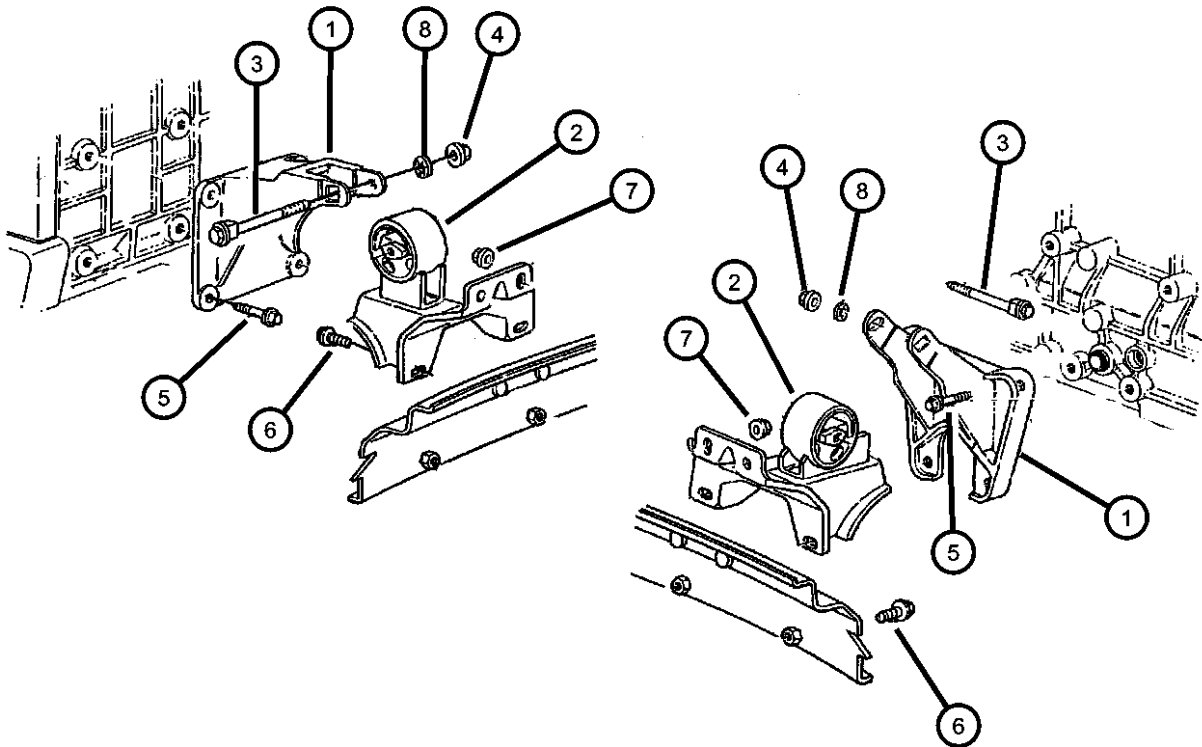
NOTE:
Sales Codes:
EPE=2.5L 4 Cyl SMPI Engine
EP0=All 2.5L Gas Engines
DBB=All Manual Transmissions

1	52058885AB	1	U			EP0	DBB		BRACKET, Support Rear
2	52058885AB	1							BOLT, (NOT SERVICED)
3	52001180	1	U			EP0	DBB		INSULATOR, Engine Mount
4	52001180	1							NUT, M10x1.5, (NOT SERVICED)
5	06101695	4							NUT, Hex Flange Lock, M8x1.25
6									BRACKET, Transmission Mount
	52059149AA	1	T			EP0	DBB		
	52059150AA	1	J			EP0	DBB		
7	52059150AA	1							SCREW AND WASHER, Hex Head Locking, .437-14x1.25, .437-14X1.250, (NOT SERVICED)
8	52059150AA	1							SCREW AND WASHER, Hex Head Lock, .312-18x1.00, .312-18X1.00, (NOT SERVICED)
9									BRACKET, Transmission Mount
	52059149AA	1	T			EP0	DBB		2 Whhel Drive
	52059150AA	1	J			EP0	DBB		4 Wheel Drive
10	52059150AA	1							SCREW, .437-14x1.12, (NOT SERVICED),
11	06502809	1	J, T			EP0	DBB		BOLT, Hex Flange Head, M12x1.75x110
12	06502697	2							NUT, Hex Flange Lock, M12x1.75



AR = use ase required - = Non illustrated part

Engine Mount, Front (ENC)
Figure 9-130

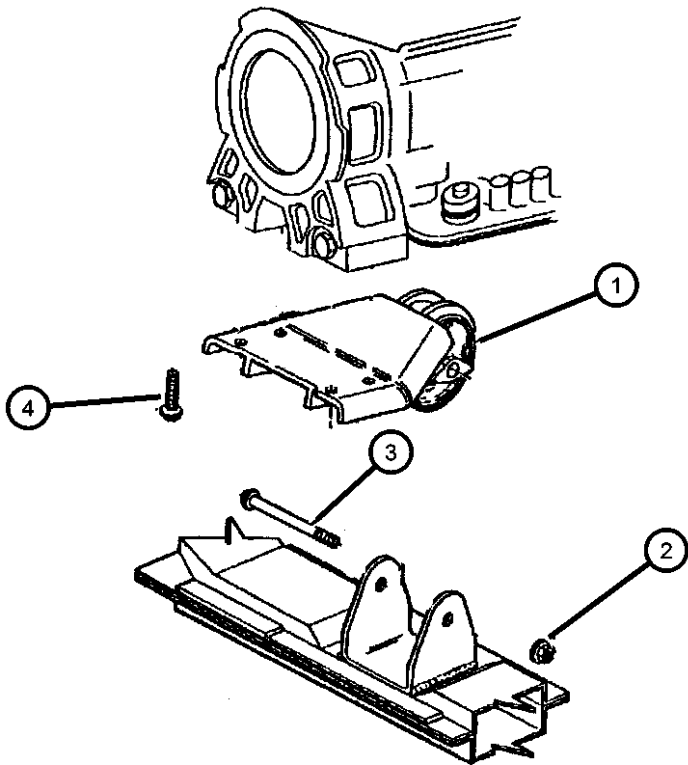


ITEM	PART NUMBER	QTY	LINE	SERIES	BODY	ENGINE	TRANS	TRIM	DESCRIPTION
NOTE: Sales Codes: ENC=2.5L 4 Cyl. Turbo Diesel EN0=All 2.5L Diesel Engines DDQ=5 Speed Manual Transmission									
1	52059114	1				EN0			BRACKET, Engine MountRight
2									BRACKET, Engine Mount
	52059200AC	1				EN0			Right
	52059201AC	1				EN0			Left
3	06101742	2				EN0	DDQ		BOLT, Square Neck, M12x1.75x130
4	06502697	2				EN0	DDQ		NUT, Hex Flange Lock, M12x1.75
5	06101238	8				EN0			SCREW, Header Point, M10x1.50x25.00
6	06504511	4				EN0			SCREW AND WASHER, M10x1.5x40
7	34201416	4				EN0			NUT, Hex Flange, M8x1.25
8	34201416	4							NUT, M12, (NOT SERVICED)

AR = use ase required - = Non illustrated part

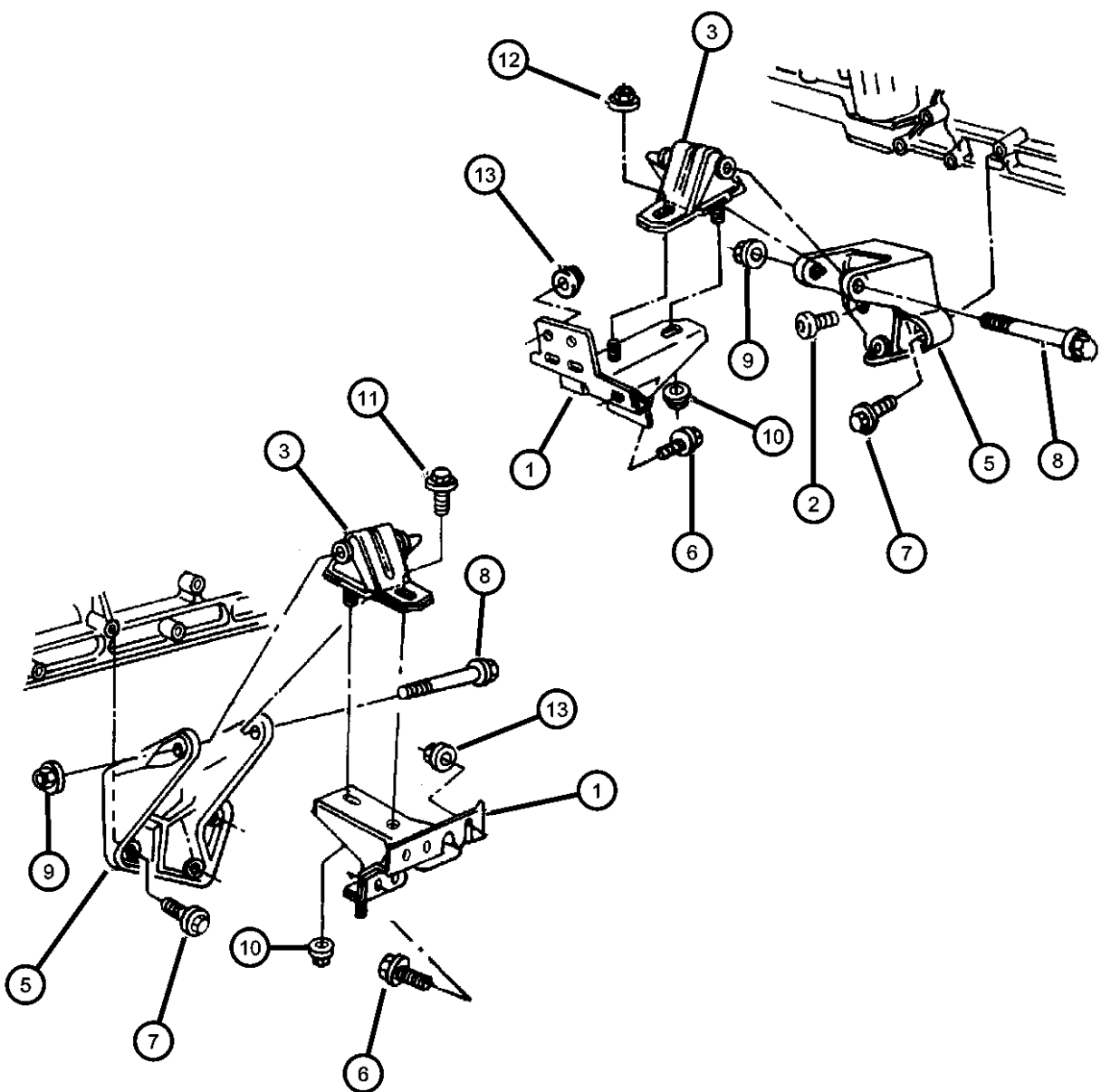
Engine Mounting, Rear (ENC)
Figure 9-140

ITEM	PART NUMBER	QTY	LINE	SERIES	BODY	ENGINE	TRANS	TRIM	DESCRIPTION
NOTE: ENC=2.5L Diesel Engine EN0=All 2.5L 4 Cyl Turbo Diesel Engines DDQ=5 Speed Manual Transmission									
1	52002334	1				ER0	DG0		ISOLATOR, Transmission Mount
2	06502697	2							NUT, Hex Flange Lock, M12x1.75
3	34202606	1				ENC	DDQ		BOLT, Hex Head
4	34202606	1							BOLT AND CONED WASHER, Hex Head, .437-14x1.12, (NOT SERVICED)



AR = use ase required - = Non illustrated part

Engine Mounting, Front (ERH)
Figure 9-150



ITEM	PART NUMBER	QTY	LINE	SERIES	BODY	ENGINE	TRANS	TRIM	DESCRIPTION
NOTE: Sales Codes: ER0=All 4.0L Engines									
1									BRACKET, Engine Mount
	52002603AC	1				ER0			Left
	52019010AC	1	J, T			ER0			Right
	52058424AC	1	U			ER0			Right
2	06034989	5				ER0			SCREW, Hex Head, .375-16x1.125
3									CUSHION, Engine Support
	52019201AB	2	J, T			ER0			
		1	U			ER0			
-4	52020018	1	U			ER0			INSULATOR, Engine MountRight & Left
5									BRACKET, Engine Mount
	52002607AB	1				ER0			Left
	52020270	1				ER0			Right
6	06504511	2				EP0, ER0			SCREW AND WASHER, M10x1.5x40
7	06034989	5				ER0			SCREW, Hex Head, .375-16x1.125
8	34202606	2				ER0			BOLT, Hex Head
9	06502697	4							NUT, Hex Flange Lock, M12x1.75
10	06502697	4							NUT, M10x1.50, (NOT SERVICED)
11	06504511	2				EP0, ER0			SCREW AND WASHER, M10x1.5x40
12									NUT, Hex Flange, M10x1.5
	06502135	1	J, T			ER0			
		1	U			ER0			
13	34201416	3				ER0			NUT, Hex Flange, M8x1.25

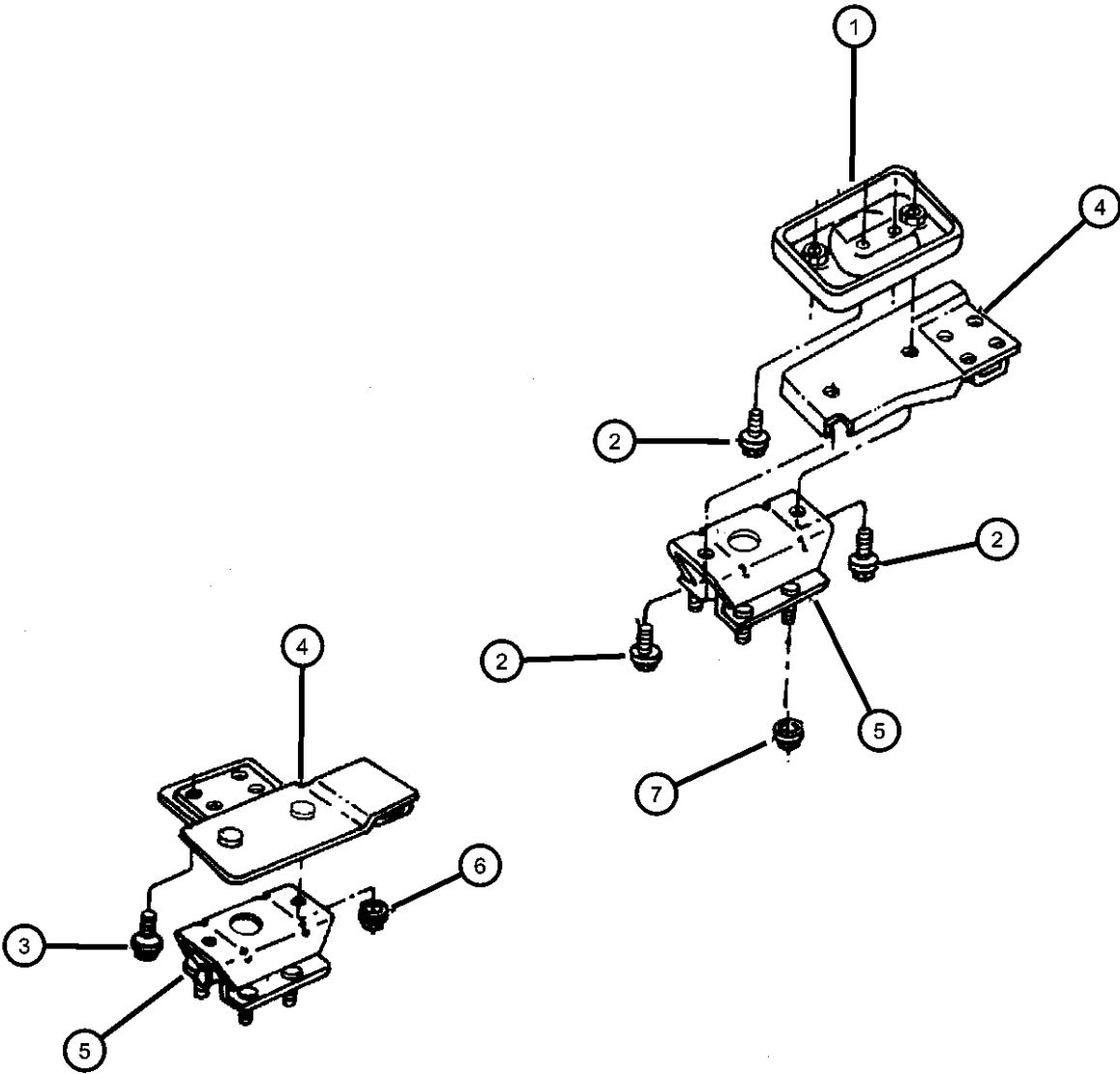
AR = use ase required - = Non illustrated part

Engine Mounting, Rear (ERH)
Figure 9-160

ITEM	PART NUMBER	QTY	LINE	SERIES	BODY	ENGINE	TRANS	TRIM	DESCRIPTION
------	----------------	-----	------	--------	------	--------	-------	------	-------------

NOTE:
Sales Codes:
ERH=4.0L In-Line 6 Engine
ER0=All 4.0L Engines
DBB=All Manual Transmissions
DDQ=5 Speed Manual Transmission
DG0=All Automatic Transmissions

1	52002337	1	T			ER0	DG0		BRACKET, Engine Mount
2	52017887	2	T			ER0	DG0		BOLT, Hex Flange Head, M12x1.75x25
3	52017887	2							BOLT, Hex Head, .437-14x1.25, (NOT SERVICED)
4									BRACKET, Transmission Mount
	52058882	1				ER0	DG0		
	52058883	1				ER0	DDQ		
5									ISOLATOR, Transmission Mount
	52002334	1				ER0	DBB		
		1				ER0	DG0		
6	06502697	2				ER0			NUT, Hex Flange Lock, M12x1.75
7	06101695	4				ER0			NUT, Hex Flange Lock, M8x1.25



AR = use ase required - = Non illustrated part

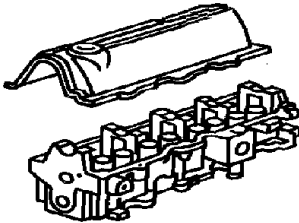
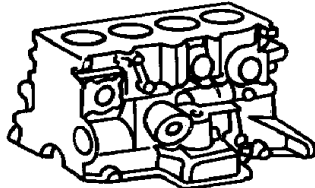

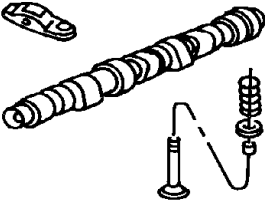
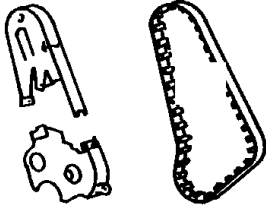
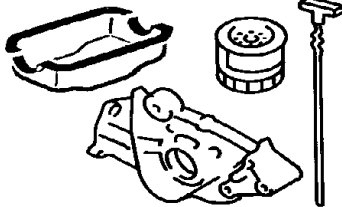
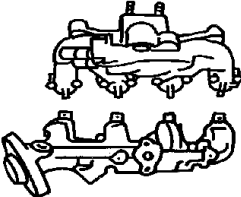
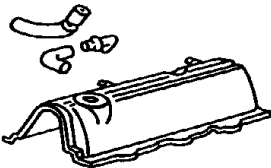
Group - 2.5L4

Engine 2.5L Four Cylinder

Group - 2.5L4 Engine 2.5L Four Cylinder

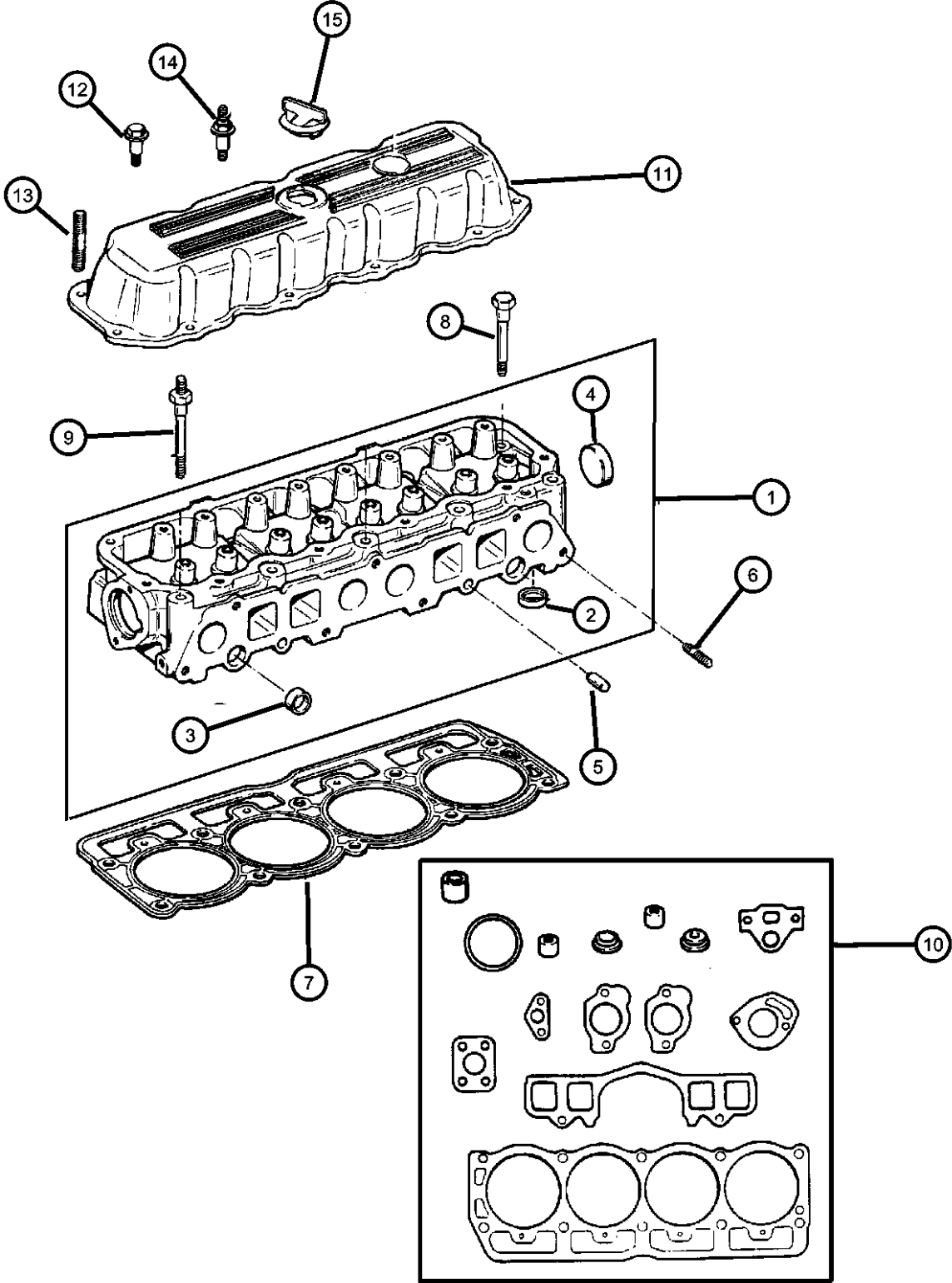
Illustration Title

Group-Fig. No.

<div>2.5L4-200</div> <div>Cylinder Head</div> 	<div>2.5L4-300</div> <div>Cylinder Block</div> 	<div>2.5L4-400</div> <div>Crankshaft, Piston and Drive Plate</div> 	<div>2.5L4-500</div> <div>Camshafts & Valves</div> 
<div>2.5L4-600</div> <div>Timing Belt and Cover</div> 	<div>2.5L4-700</div> <div>Engine Oiling</div> 	<div>2.5L4-800</div> <div>Manifolds</div> 	<div>2.5L4-900</div> <div>Crankcase Ventilation</div> 

Cylinder Head	
Cylinder Head (EPE).....	Fig. 2.5L4 - 210
Cylinder Block	
Cylinder Block (EPE).....	Fig. 2.5L4 - 310
Crankshaft, Piston and Drive Plate	
Crankshaft, Piston & Torque Converter (EPE)	Fig. 2.5L4 - 410
Camshafts & Valves	
Camshaft & Valves (EPE)	Fig. 2.5L4 - 510
Timing Belt and Cover	
Timing Cover (EPE).....	Fig. 2.5L4 - 610
Engine Oiling	
Engine Oiling (EPE).....	Fig. 2.5L4 - 710
Manifolds	
Manifold, Intake & Exhaust (EPE)	Fig. 2.5L4 - 810
Crankcase Ventilation	
Crankcase Ventilation (EPE)	Fig. 2.5L4 - 910

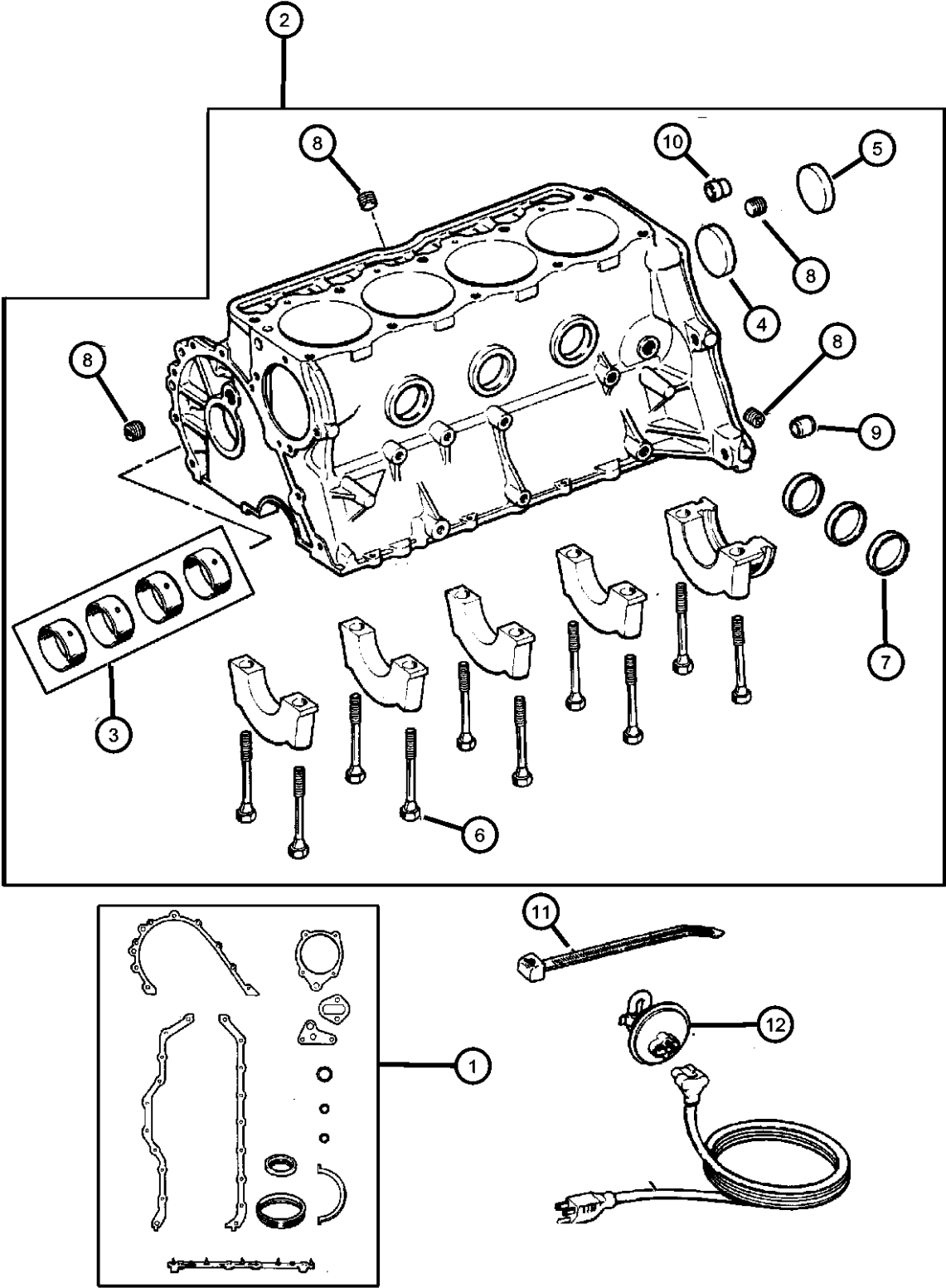
Cylinder Head (EPE)
Figure 2.5L4-210



ITEM	PART NUMBER	QTY	LINE	SERIES	BODY	ENGINE	TRANS	TRIM	DESCRIPTION
NOTE: Sales Codes: EPE=2.5L 4 Cyl Engine EP0=All 2.5L 4 Cyl Engines									
1	33007115AB	1				EPE			HEAD, Cylinder
2	33007142	4				EPE			SEAT, Exhaust Valve
3	J3172319	4				EPE			PLUG, Cylinder Block Oil Hole
4	J3105394	1				EPE			PLUG, Cylinder Block Oil Hole
5	J3172318	2				EPE, ER0			DOWEL, Cylinder Head To Intake
6	06036193AA	2				EPE, ER0			STUD, .375-16/.375-24x1.75
7	53009549AB	1				EPE			GASKET, Cylinder Head
8	06035514	5				EPE			BOLT, Cylinder Head
9	06035516	4				EPE			STUD, Double Ended, .50-13/.437-14x6.00
10	04798992AC	1				EPE			GASKET PACKAGE, Engine
11	53010428AB	1				EPE			COVER, Cylinder Head
12	06035566	1				EP0			BOLT, Hex Flange Head, .250-20x1.00
13	06035566	1							STUD, Double Ended, .25-20x1.97, (NOT REQUIRED)
14	06035968AA	10				EPE			STUD, .250-20x2.00
15	53020555	1				EPE			CAP, Oil Filler

AR = use ase required - = Non illustrated part

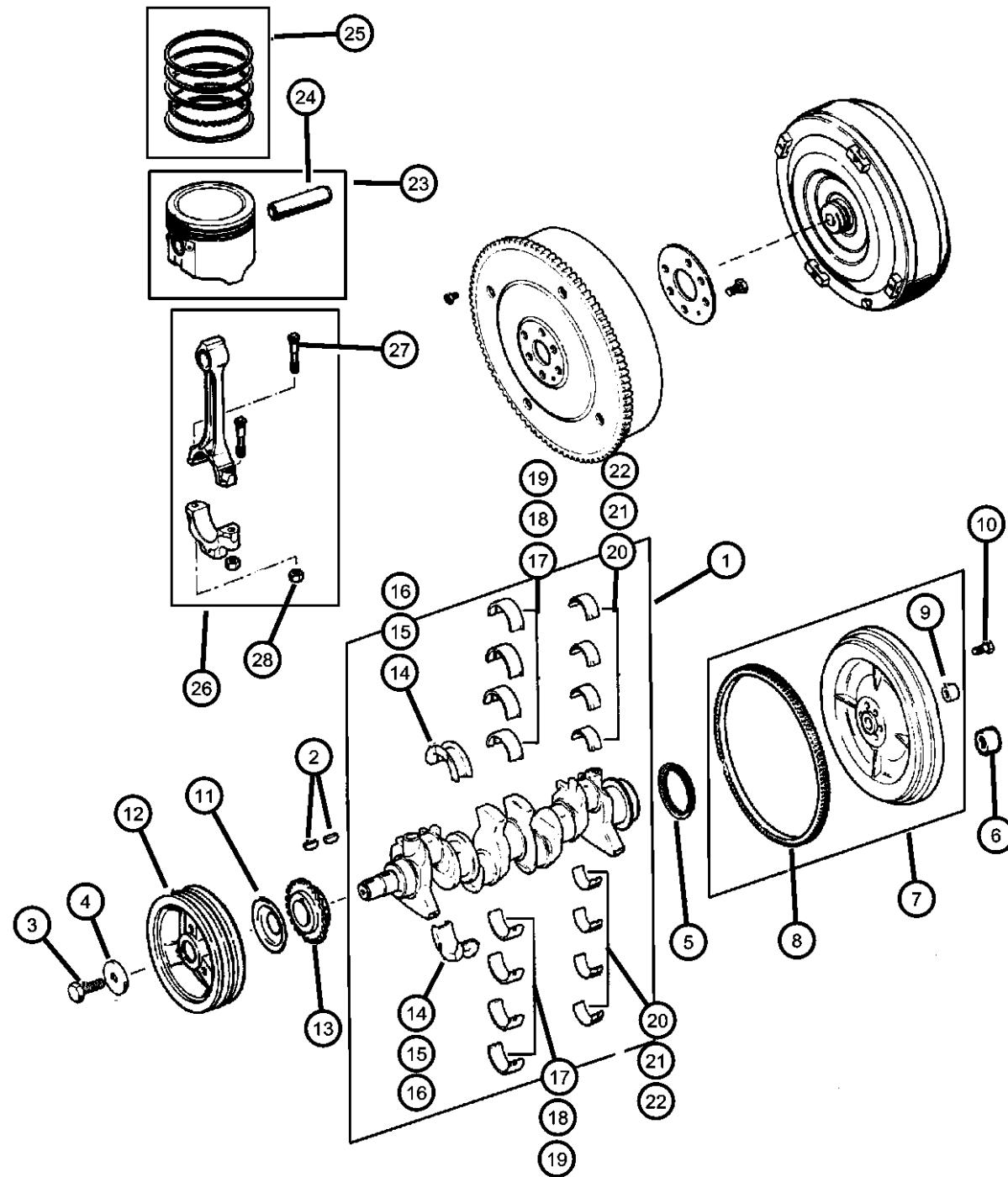
Cylinder Block (EPE)
Figure 2.5L4-310



ITEM	PART NUMBER	QTY	LINE	SERIES	BODY	ENGINE	TRANS	TRIM	DESCRIPTION
NOTE: Sales Codes: EPE=2.5L 4 Cyl Engine EP0=All 2.5L 4 Cyl Engines									
1	04713023AC	1				EPE			GASKET PACKAGE, Engine
2	04856744	1				EPE			BLOCK, Short
3	J3205711	1				EPE			BEARING KIT, Camshaft, Standard
4	J3172313	1				EPE			PLUG, Camshaft
5	53020465	1				EPE			PLUG, Cylinder Block
6	J4006948	10				EPE			BOLT, Hex Head, .50-13x2.97
7	J4006580	3				EPE			PLUG, Cylinder Block Oil Hole
8	06034166	3				EPE			PLUG, Cylinder Block Oil Hole
9	J4006953	1				EPE			DOWEL, Block To Cylinder Head
10	J3241332	1				EPE			DOWEL, Clutch Housing To Block
11	J3693058	1	J						STRAP, Retaining
		1	U						
12	56026888	1				EP0			HEATER, Engine Block

AR = use ase required - = Non illustrated part

Crankshaft, Piston & Torque Converter (EPE)
Figure 2.5L4-410



NOTE:

Piston Size Marked Outside Of Engine Block By Individual Cylinder.

Sales Codes:

EPE=2.5L 4 Cyl Engine

EP0=All 2.5L 4 Cyl Engines

DBB=All Manual Transmissions

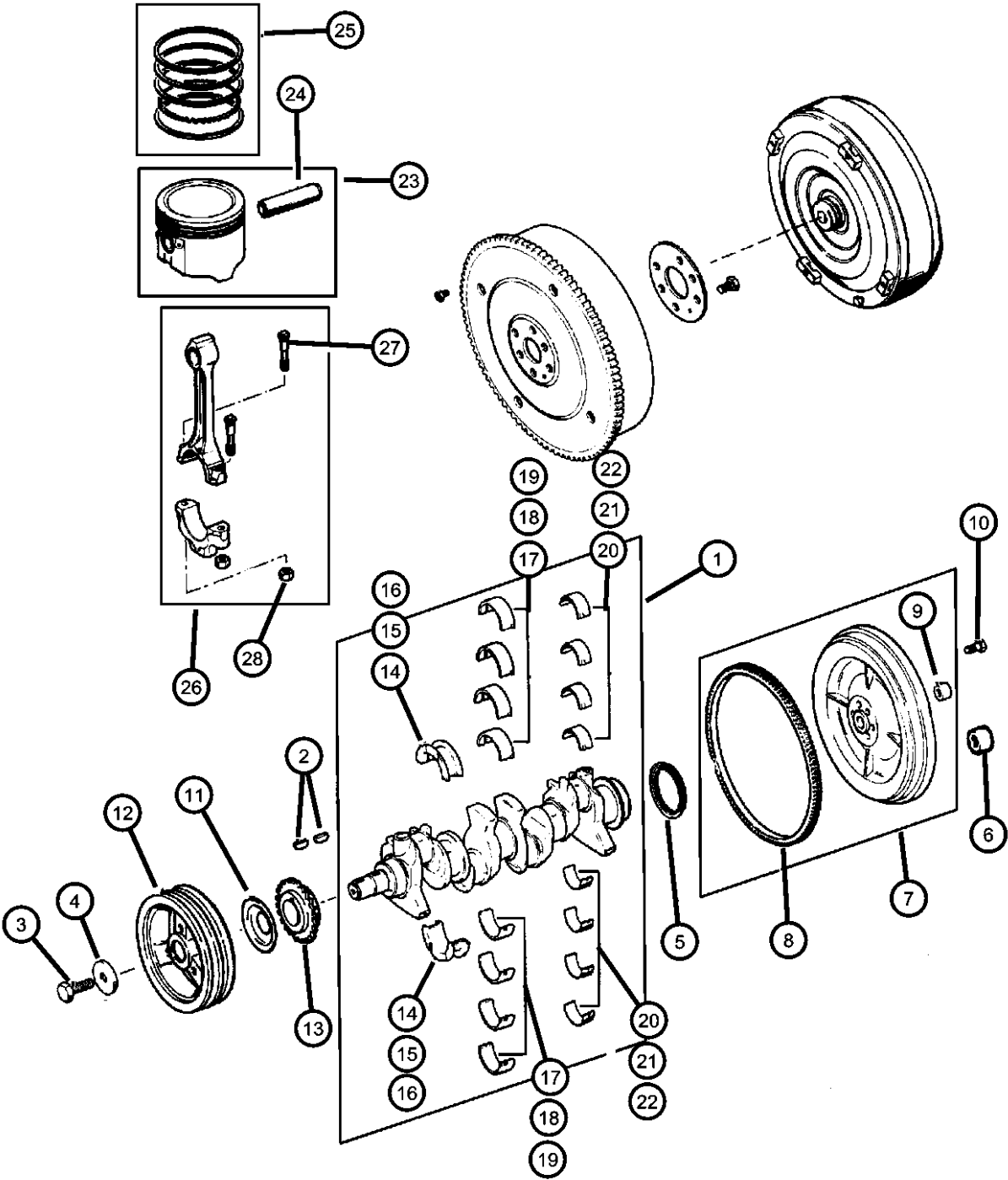
DG0=All Automatic Transmissions

ITEM	PART NUMBER	QTY	LINE	SERIES	BODY	ENGINE	TRANS	TRIM	DESCRIPTION
1	04713051	1				EPE			CRANKSHAFT
2	06034749	1				EPE, ER0			KEY, Crankshaft Sprocket
3	00182776	1				EPE, ER0			BOLT
4	J3230155	1				EPE, ER0			WASHER, Plain
5	33004143	1				EPE			SEAL, Rear Main Crankshaft
6	52117830	1				EPE	DG0		ADAPTER, Torque Converter
7	53020578	1				EPE	DBB		FLYWHEEL
8	J3241718	1				EPE	DBB		GEAR, Ring
9	J3250005	1				EPE	DBB		BEARING, Pilot
10	J4007123	6				EPE	DBB		BOLT, Flywheel
11	J3173076	1				EPE, ER0			SLINGER, Oil
12	33002879	1				EPE			DAMPER, Crankshaft
13	33004020	1				EPE			GEAR, Crankshaft
14	83507084	1				EPE, ER0			BEARING PACKAGE, Crankshaft Thrust, Standard Size
15	83507086	AR				EPE, ER0			BEARING PACKAGE, Crankshaft Thrust, .001" Undersize
16	83507090	AR				EPE, ER0			BEARING PACKAGE, Crankshaft Thrust, .010" Undersize
17	83507079	4				EPE			BEARING PACKAGE, Crankshaft, Standard
18	83507080	AR				EPE, ER0			BEARING PACKAGE, Crankshaft, .001 Undersize
19	83507083	AR				EPE, ER0			BEARING PACKAGE, Crankshaft, .010 Undersize
20	83500300	8				EPE			BEARING KIT, Connecting Rod, Standard
21	83501397	AR				EPE, ER0			BEARING KIT, Connecting Rod, .001 Undersize
22	83500301	AR				EPE, ER0			BEARING KIT, Connecting Rod, .010 Undersize
23									PISTON PIN AND ROD
	04798329	4				EPE			Size (B) 3.8742
	04798330	4				EPE			Size (C) 3.8746
	04798331	4				EPE			Size (D) 3.8750
	04798332	4				EPE			Size (E) 3.8754
	04798333	4				EPE			Size (F) 3.8758
24	04798333	4							PIN, Piston, Serviced in Piston Assembly, (NOT SERVICED),
25	04798324	4				EPE			RING PACKAGE, Piston, Standard Size Complete Engine

AR = use ase required - = Non illustrated part

Crankshaft, Piston & Torque Converter (EPE)
Figure 2.5L4-410

ITEM	PART NUMBER	QTY	LINE	SERIES	BODY	ENGINE	TRANS	TRIM	DESCRIPTION
26	04798324	4							ROD, Connecting, Serviced in Piston Assembly, (NOT SERVICED)
27	53020123	8				EPE			BOLT, Connecting Rod
28	J4006385	8				EPE			NUT, Hex Flange, .3437-24



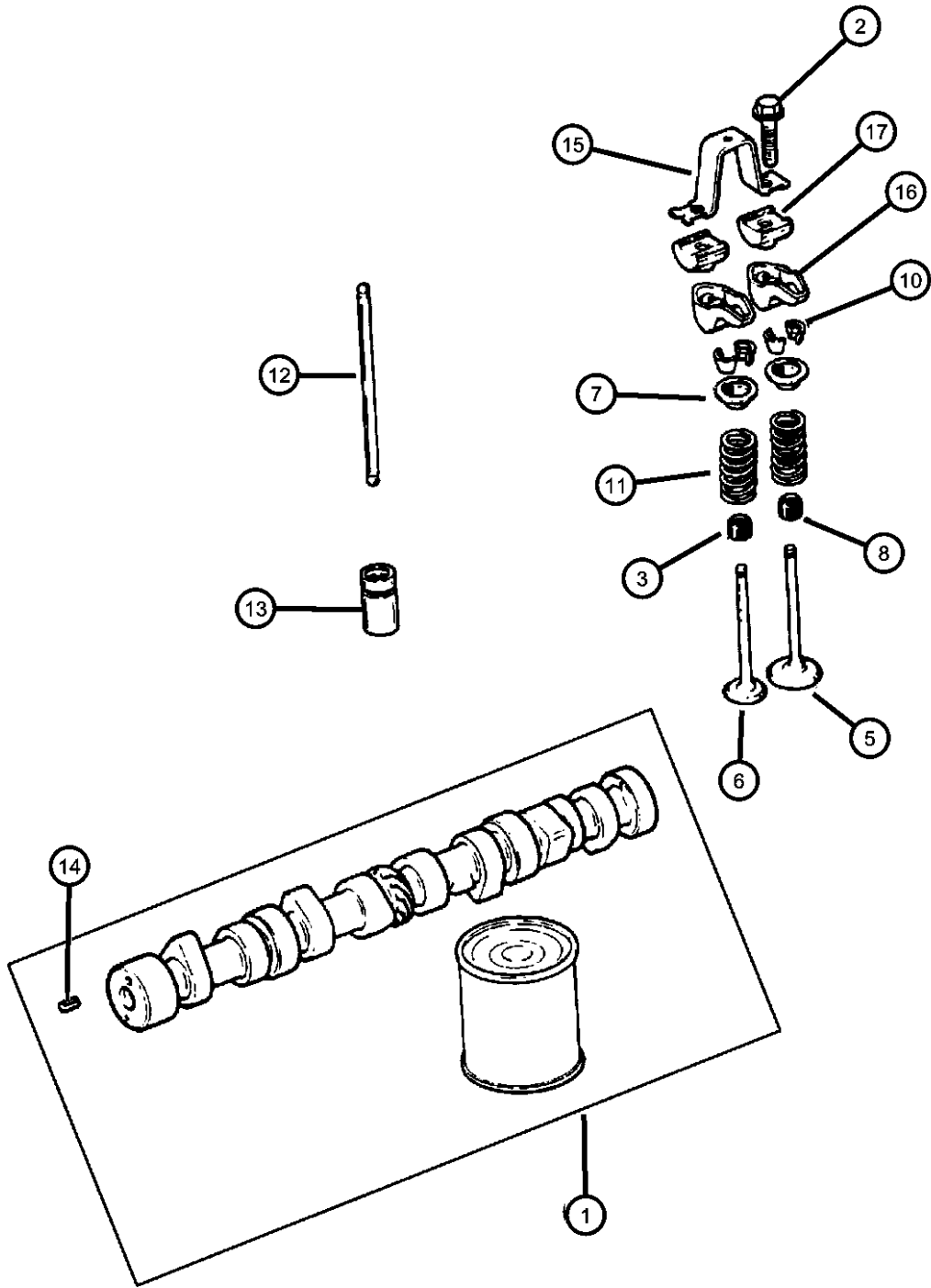
AR = use ase required - = Non illustrated part

Camshaft & Valves (EPE)
Figure 2.5L4-510

ITEM	PART NUMBER	QTY	LINE	SERIES	BODY	ENGINE	TRANS	TRIM	DESCRIPTION
------	-------------	-----	------	--------	------	--------	-------	------	-------------

NOTE:
Sales Codes:
EPE=2.5L 4 Cyl Engine
EP0=All 2.5L Gas Engines

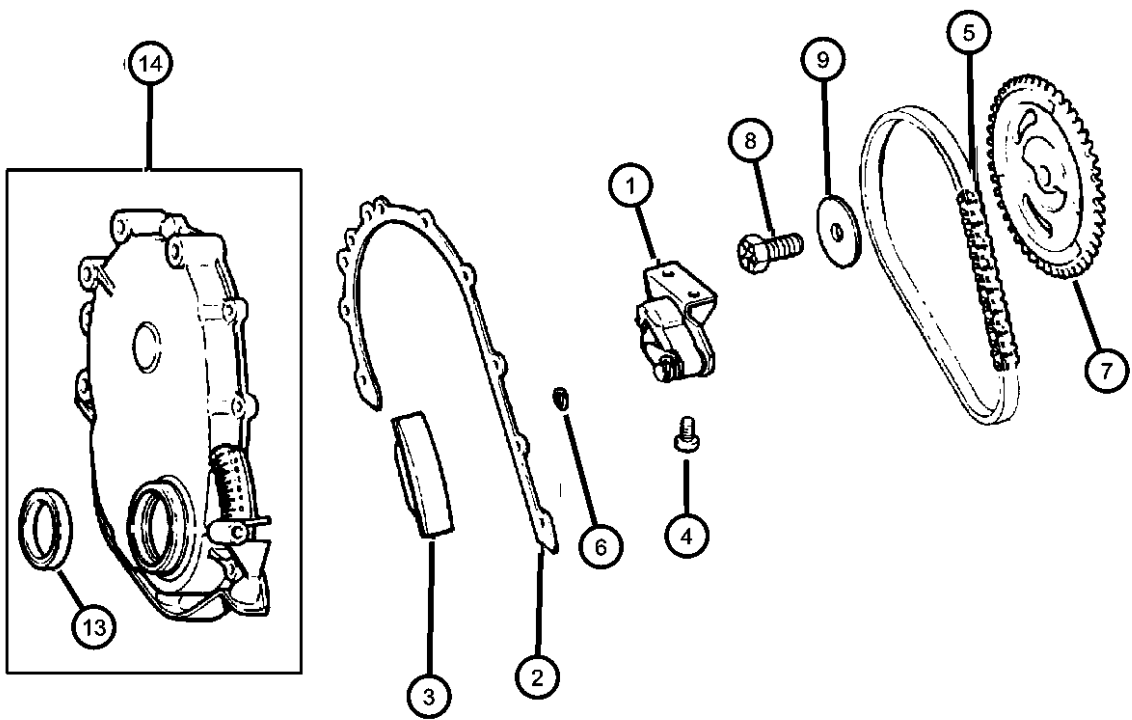
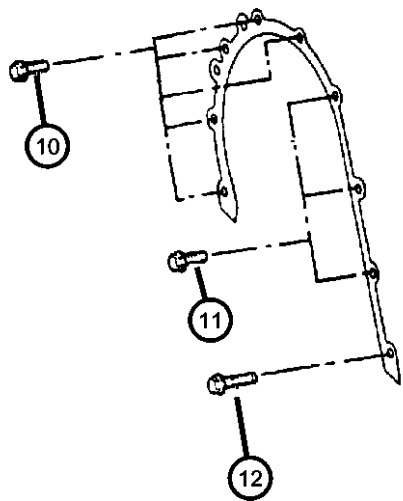
1	53020497	1				EPE			CAMSHAFT, Engine
2	J9425708	8				EPE			BOLT, Hex Flange Head, .312-18x1.25
3	53009887	4				EPE			SEAL, Valve Guide
-4	33002733	AR				EPE, ER0			SEAL, Valve Guide, .015" Oversize
5	33003515	4				EPE			VALVE, Intake, Standard
6	04637537	4				EPE			VALVE, Exhaust, Standard
7	53010514AA	8				EPE			RETAINER, Valve Spring
8	53009886	4				EPE			SEAL, Valve Guide
-9	33003016	AR				EPE, ER0			SEAL, Valve Guide, .015" Oversize
10	33003521	16				EPE			LOCK, Valve Spring Retainer
11	53010388	8				EPE			SPRING, Valve
12	J3241709	8				EPE			PUSH ROD, FRONT SUSPENSION
13	04740269	8				EPE			TAPPET, Valve
14	J0456384	1				EPE			DOWEL, Camshaft Sprocket
15	J3236513	4				EPE			BRIDGE, Rocker Arm
16	J3242393	8				EPE			ROCKER ARM, Valve
17	J3235090	8				EPE			PIVOT, Rocker Arm



AR = use ase required - = Non illustrated part

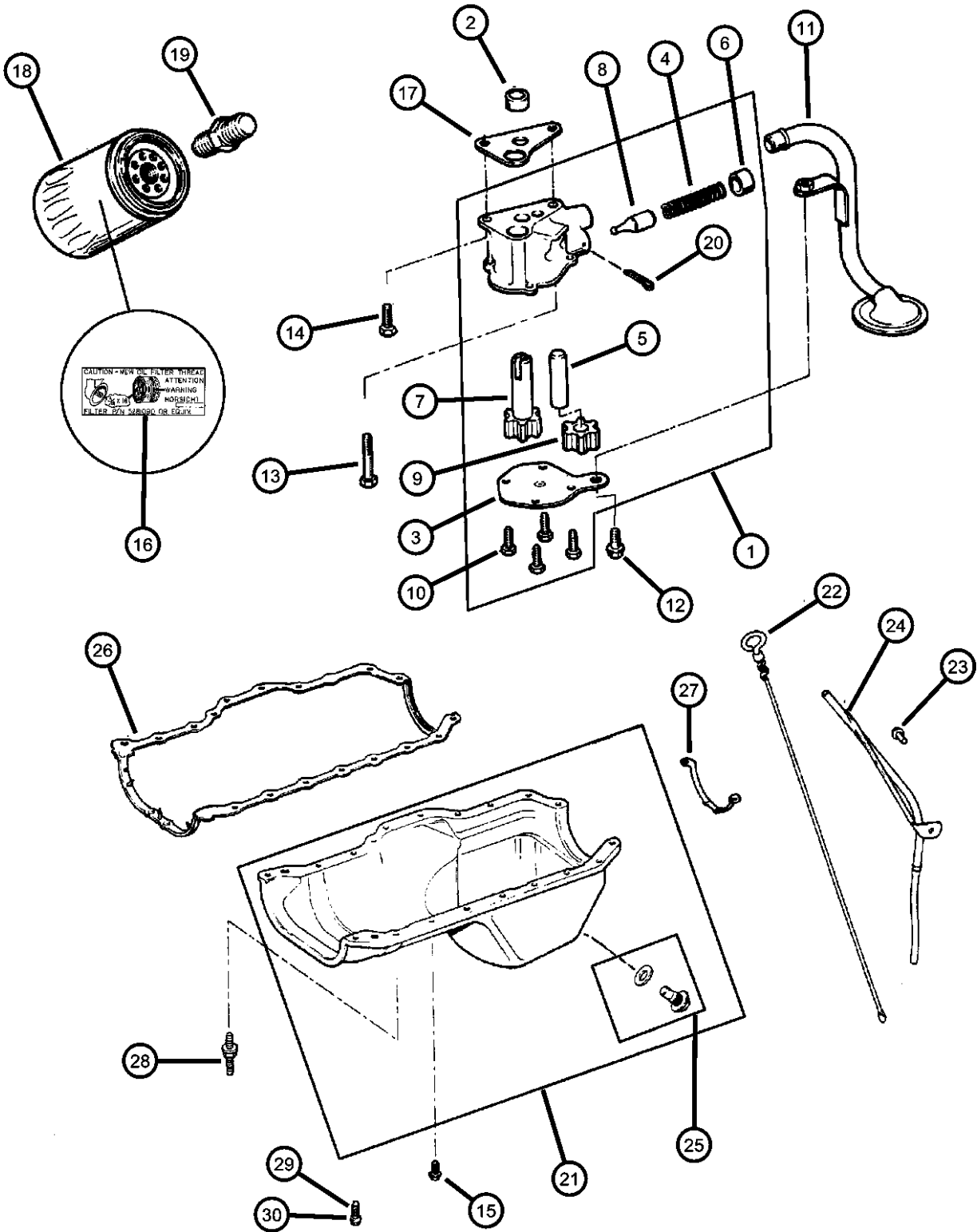
Timing Cover (EPE)
Figure 2.5L4-610

ITEM	PART NUMBER	QTY	LINE	SERIES	BODY	ENGINE	TRANS	TRIM	DESCRIPTION
NOTE: Sales Codes: EPE=2.5L 4 Cyl Engine EP0=All 2.5L Gas Engines									
1	33003421	1				EPE			TENSIONER, Belt
2	53020487	1				EPE, ER0			GASKET, Front Cover
3	33003446	1				EPE, ER0			SNUBBER, Timing Chain
4	J4006708	2				EPE			SCREW, Pan Head, .312-18x.56
5	J3242300	1				EPE			CHAIN, Timing
6	J3242300	1							CLIP, Serviced in Tensioner Assembly, (NOT SERVICED)
7	J3242280	1				EPE			GEAR, Camshaft
8	J3243156	1				EPE			BOLT, Hex Flange Head, .50-20x1.38
9	J3173284	1				EPE			WASHER, Flat, .206 Diameter
10	06035893	5				EP0, ER0			BOLT, Hex
11	06035894	2				EPE			SCREW
12	06035895	1				EP0, ER0			SCREW
13	33004681	1				EPE, ER0			SEAL, Front Main Crankshaft
14	53020222	1				EPE, ER0			COVER, Timing Belt



AR = use ase required - = Non illustrated part

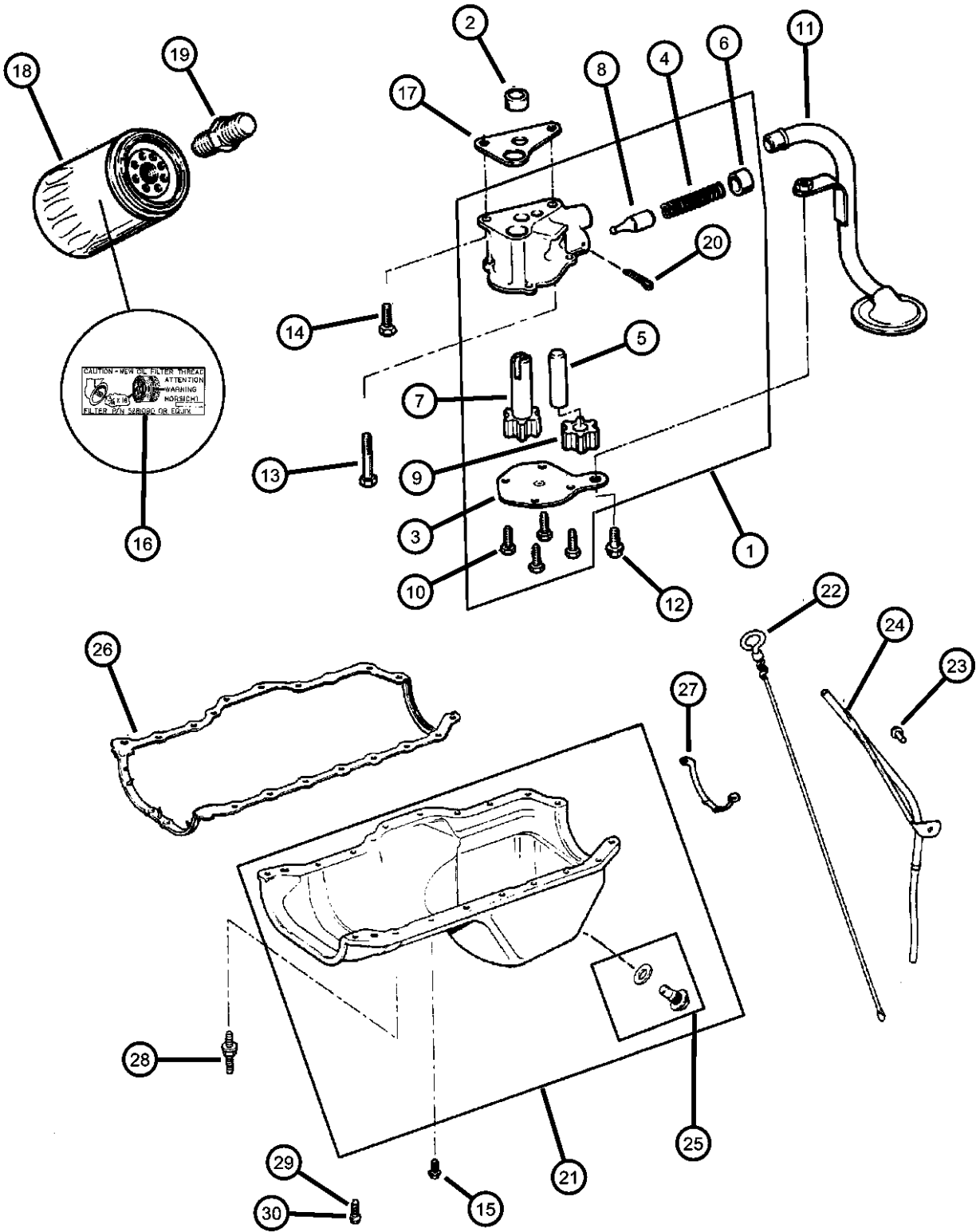
Engine Oiling (EPE)
Figure 2.5L4-710



ITEM	PART NUMBER	QTY	LINE	SERIES	BODY	ENGINE	TRANS	TRIM	DESCRIPTION
NOTE: Sales Codes: EPE=2.5L 4 Cyl Engine EP0= All 2.5L 4 Cyl Engines									
1	J3241399	1				EPE			PUMP, Engine Oil
2	J4005149	1				EPE, ER0			DOWEL, Oil Pump
3	J3241733	1				EPE			COVER, Engine Oil Pump
4	J3239668	1				EPE			SPRING, Oil Pressure Relief Valve
5	J3171956	1				EPE			SHAFT, Oil Pump
6	J3171958	1				EPE			RETAINER, Oil Release Valve
7	J3172334	1				EPE			GEAR, Oil Pump
8	J3188661	1				EPE			PLUNGER, Oil Pressure Relief Valve
9	J3196843	1				EPE			GEAR, Oil Pump Driven
10	J9416852	4				EPE			SCREW, Hex Flange Head, .25-20x.50
11	53020564	1				EPE			TUBE, Oil Pump Inlet
12	J9419683	1				EPE			BOLT, Hex Flange Head, .312-18x.625
13	00154593	1				EPE, ER0			SCREW, Hex Head Coned, .312-18x2.625
14	06022235	1				EPE, ER0			BOLT AND WASHER, Hex Head, .312-18x1.00
15	06034732	13				EPE			SCREW AND WASHER, Hex Head, .25-20x.545
16	06034732	13							LABEL, Oil Filter Thread I.D., (NOT REQUIRED)
17	J3172332	1				EPE, ER0			GASKET, Oil Pump
18	05281090	1				EPE, ER0			FILTER, Engine Oil
	0FE00292								Canadian Aftermarket Part
	05281090BA								BULK PACK (12)
	77060018								Performance Mobil 1, 15W - 50 Tri-Synthetic Engine Oil-Recommended Fill for 6.1L & 8.3L
	P5007323								Performance Mobil 1, 5W - 30 Tri-Synthetic Engine Oil, Quart
19	53007563	1				EPE			CONNECTOR, Oil Filter
20	J0271448	1				EPE			PIN, Roll, 5/32" x 1.00"
21	53020560	1				EPE			PAN, Engine Oil
22	53010444	1				EP0			INDICATOR, Engine Oil Level
23	06035664	1				EPE, ER0			STUD, .312-18x1.560
24	53010343	1				EPE			TUBE, Oil Filler
25	06035417	1				EPE			PLUG, Oil Drain
26	53007567	1				EPE			GASKET, Oil Pan
27	J3243116	1				EPE			SUPPORT, Engine Oil Pan
28	06034734	6				EPE			BOLT, Double Stud Hex, .250-20x1.437 & .250-20 x.700

AR = use ase required - = Non illustrated part

Engine Oiling (EPE)
Figure 2.5L4-710



ITEM	PART NUMBER	QTY	LINE	SERIES	BODY	ENGINE	TRANS	TRIM	DESCRIPTION
29	06034483	3				EPE			SCREW, Hex Head Coned, .312-18x.875
30	06034733	1				EPE			STUD, .312-18/.250-20x1.680

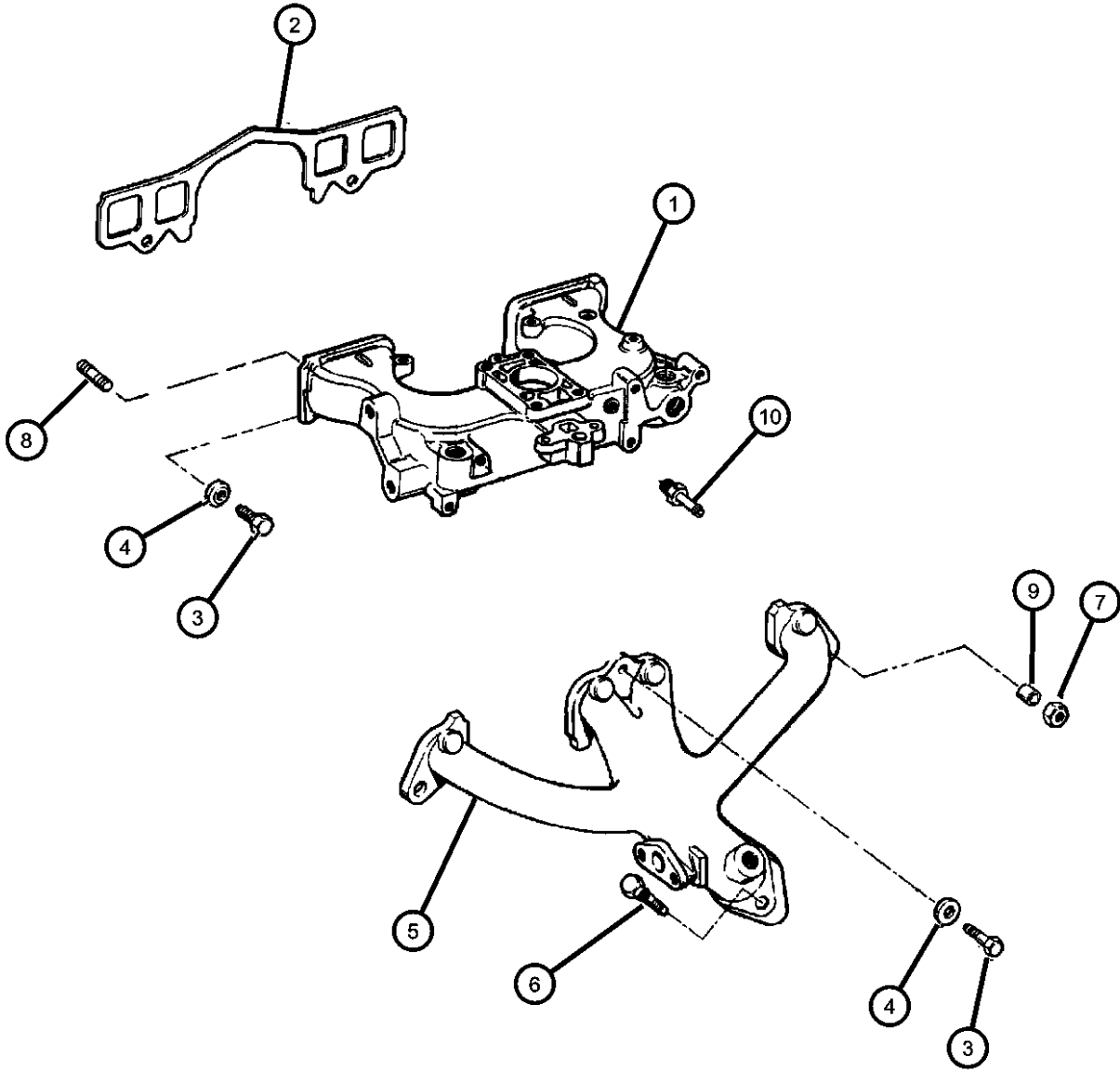
AR = use ase required - = Non illustrated part

Manifold, Intake & Exhaust (EPE)
Figure 2.5L4-810

ITEM	PART NUMBER	QTY	LINE	SERIES	BODY	ENGINE	TRANS	TRIM	DESCRIPTION
------	----------------	-----	------	--------	------	--------	-------	------	-------------

NOTE:
Sales Codes:
EPE=2.5L 4 Cyl Engine
EP0=All 2.5L Gas Engines

1	53010245	1				EPE			MANIFOLD, Intake
2	53020112	1				EPE			GASKET, Intake Manifold
3	06036045AA	4				EPE			BOLT AND RETAINER, Hex Head
4	33004255	2				EPE			WASHER, Manifold Retaining
5	53008860	1				EPE			MANIFOLD, Exhaust
6	J4007109	2				EPE			STUD, .375-16x1.69
7	06034984	2				EPE, ER0			NUT, Hex Flange Lock, .375-24
8	06036193AA	2				EPE, ER0			STUD, .375-16/.375-24x1.75
9	33003332	2				EPE			SPACER, Exhaust Manifold
10									FITTING, Vacuum
	04854194	1				EPE			Power Brake
	53020027	1				EPE			Heater Control



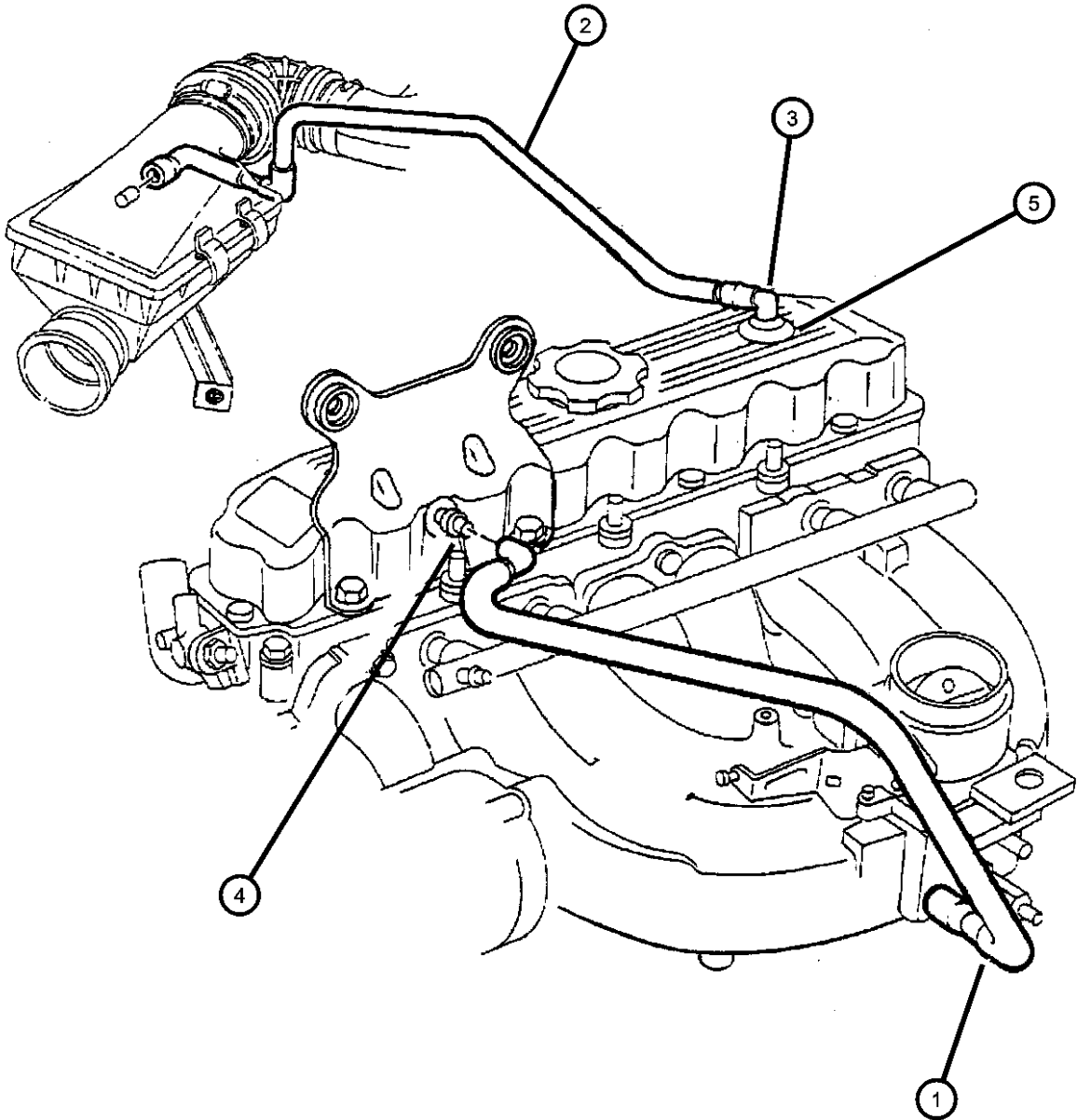
AR = use ase required - = Non illustrated part

Crankcase Ventilation (EPE)
Figure 2.5L4-910

ITEM	PART NUMBER	QTY	LINE	SERIES	BODY	ENGINE	TRANS	TRIM	DESCRIPTION
------	----------------	-----	------	--------	------	--------	-------	------	-------------

NOTE:
Sales Codes:
EPE=2.5L 4 Cyl Engine
EP0=All 2.5L 4 Cyl Engines

1	04854072	1				EP0			TUBE, Vent
2	04854192	1				EP0			TUBE, Crankcase Vent To Air Cleaner
3	53030991	1				EP0			FITTING, Crankcase Vent Tube
4	33004175	1				EP0			CONNECTOR, Vacuum Hose
5	02946079	1				EP0			GROMMET, Crankcase Vent



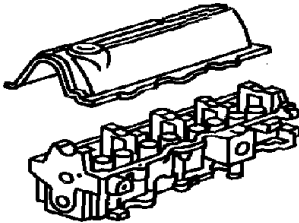
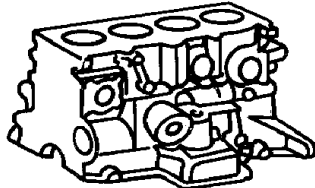

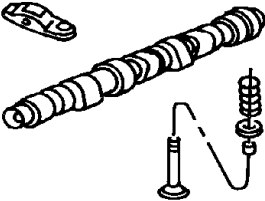
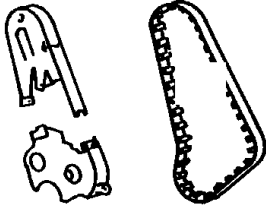
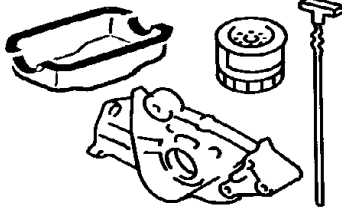
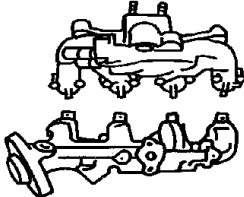
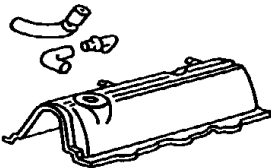
AR = use ase required - = Non illustrated part

Group - 4.0L

Engine 4.0L Six Cylinder

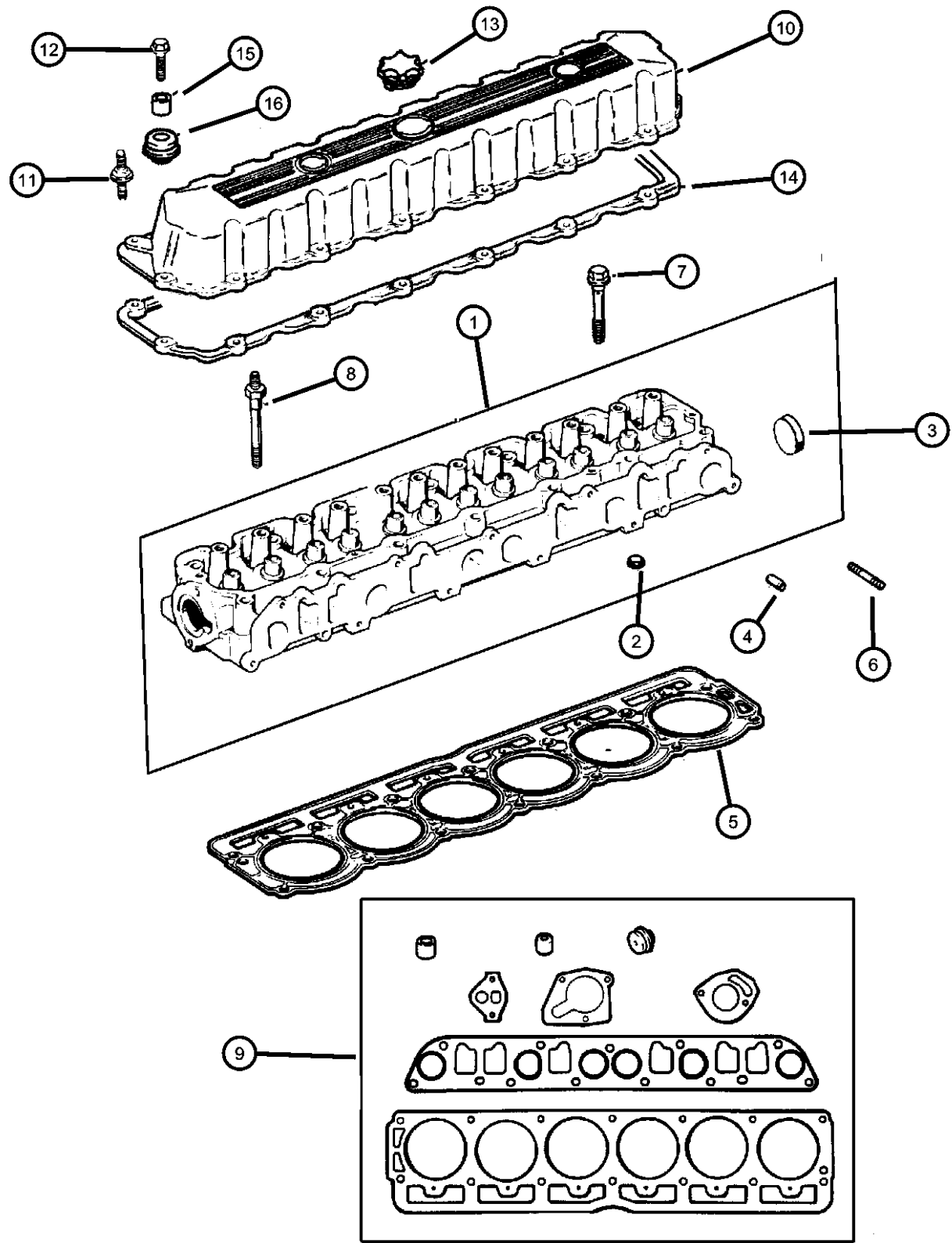
Group - 4.0L Engine 4.0L Six Cylinder

Illustration Title Group-Fig. No.

4.0L-200 Cylinder Head 	4.0L-300 Cylinder Block 	4.0L-400 Crankshaft, Piston and Torque Converter 	4.0L-500 Camshafts & Valves 
4.0L-600 Timing Belt and Cover 	4.0L-700 Engine Oiling 	4.0L-800 Manifolds 	4.0L-900 Crankcase Ventilation 

Cylinder Head Cylinder Head (ERH)	Fig. 4.0L - 210
Cylinder Block Cylinder Block (ERH)	Fig. 4.0L - 310
Crankshaft, Piston and Torque Converter Crankshaft, Pistons & Torque Converter (ERH)	Fig. 4.0L - 410
Camshafts & Valves Camshaft & Valves (ERH)	Fig. 4.0L - 510
Timing Belt and Cover Timing Cover (ERH)	Fig. 4.0L - 610
Engine Oiling Engine Oiling (ERH)	Fig. 4.0L - 710
Manifolds Manifold, Intake & Exhaust (ERH)	Fig. 4.0L - 810
Crankcase Ventilation Crankcase Ventilation (ERH).....	Fig. 4.0L - 910

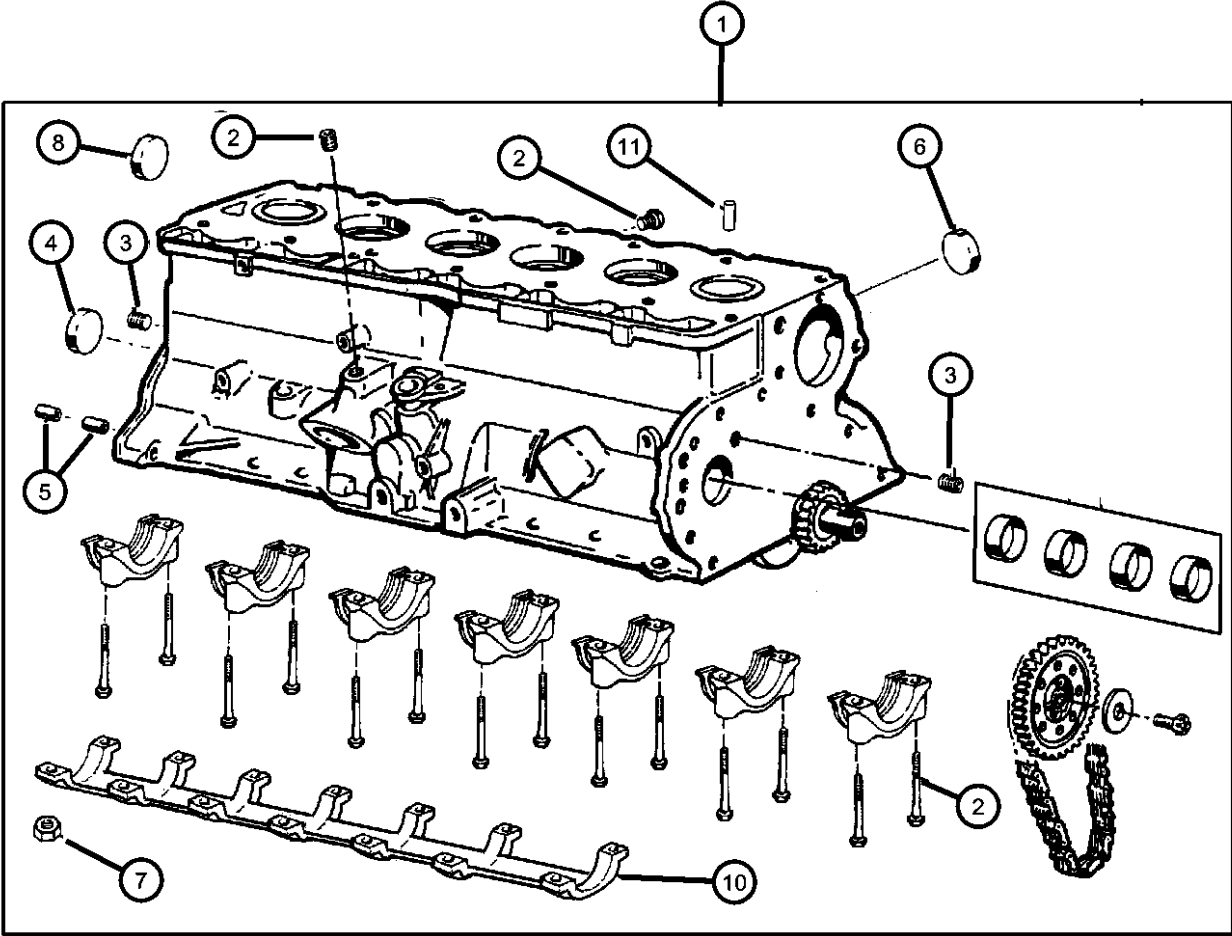
Cylinder Head (ERH)
Figure 4.0L-210



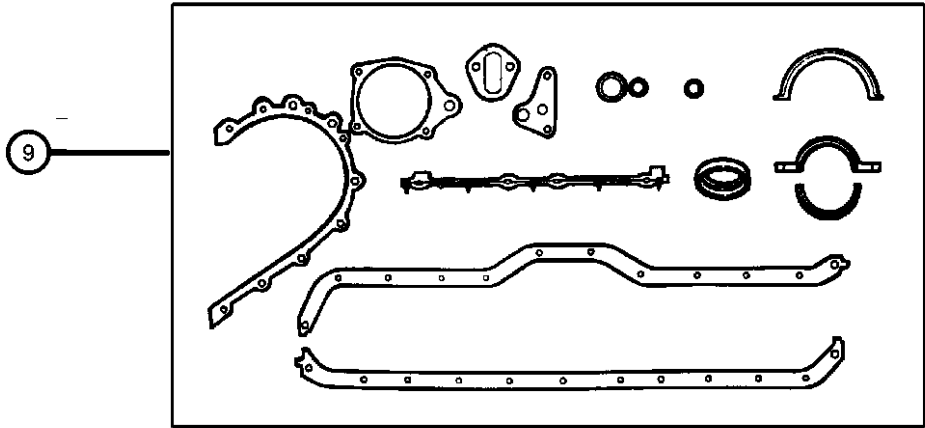
ITEM	PART NUMBER	QTY	LINE	SERIES	BODY	ENGINE	TRANS	TRIM	DESCRIPTION
NOTE: Sales Codes= ER0=All 4.0L Engines DBB=All Manual Transmissions									
1	53020622AB	1				ER0			HEAD, Cylinder
2	J4007434	4				ER0			PLUG, Cylinder Block Oil Hole
3	J3105394	1				ER0			PLUG, Cylinder Block Oil Hole
4	J3172318	2			EPE, ER0				DOWEL, Cylinder Head To Intake
5	53020754AB	1				ER0			GASKET, Cylinder Head
6	06036193AA	2			EPE, ER0				STUD, .375-16/.375-24x1.75
7									BOLT, Cylinder Head
	06035514	5				ER0			Without Dome
	06035515	2				ER0			With Dome
8	06035516	6				ER0			STUD, Double Ended, .50-13/.437-14x6.00
9	05012365AA	1				ER0			GASKET PACKAGE, Engine
10	53020323	1				ER0			COVER, Cylinder Head
11	06035968AA	7				ER0			STUD, .250-20x2.00
12	06035566	8				ER0			BOLT, Hex Flange Head, .250-20x1.00
13	04777536	1				ER0			CAP, Oil Filler
14	53020758AC	1				ER0			GASKET, Valve Cover
15	53020598AB	15				ER0			SLEEVE, Torque Limiter
16	53010424	15				ER0			GROMMET, Insulator

AR = use ase required - = Non illustrated part

Cylinder Block (ERH)
Figure 4.0L-310

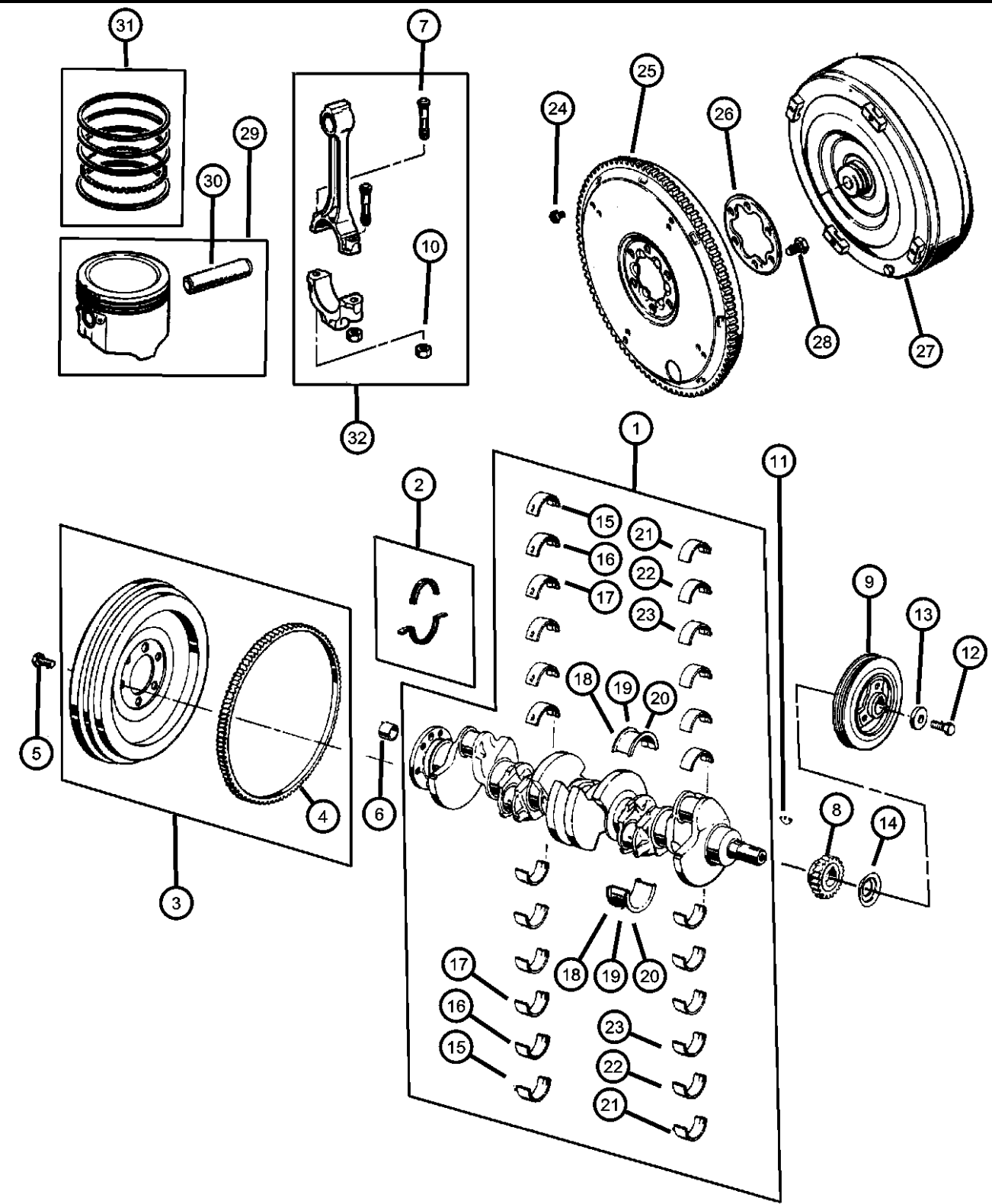


ITEM	PART NUMBER	QTY	LINE	SERIES	BODY	ENGINE	TRANS	TRIM	DESCRIPTION
NOTE: Sales Code: ERH=4.0L In-Line 6 Engine ER0=All 4.0L In-Line 6 Engines DBB=All Manual Transmissions									
1	05013116AA	1				ER0			BLOCK, Short, Contains: Crank, Rods, Pistons, Rings, Cam Bearings, Timing Chain, Sprockets
	R9640421AA								Mopar Remanufactured Short Block
	R2640469AB								Mopar Remanufactured Long Block w/ Head(s)
2	06035207	14				ER0			STUD, .500-13/375-16x3.97
3	06034166	3				ER0			PLUG, Cylinder Block Oil Hole
4	J3172313	1				ER0			PLUG, Camshaft
5	J4005148	2				ER0			DOWEL, Transmission
6	J3105394	6				ER0			PLUG, Cylinder Block Oil Hole
7	00152474	14				ER0			NUT, Hex Flange Lock, .375-16
8	53020465	1				ER0			PLUG, Cylinder Block
9	04740008AC	1				ER0			GASKET PACKAGE, Engine
10	53020566	1				ER0			BRACE, Main Bearing Cap
11	00141215	2				ER0			DOWEL, .312 x .500



AR = use ase required - = Non illustrated part

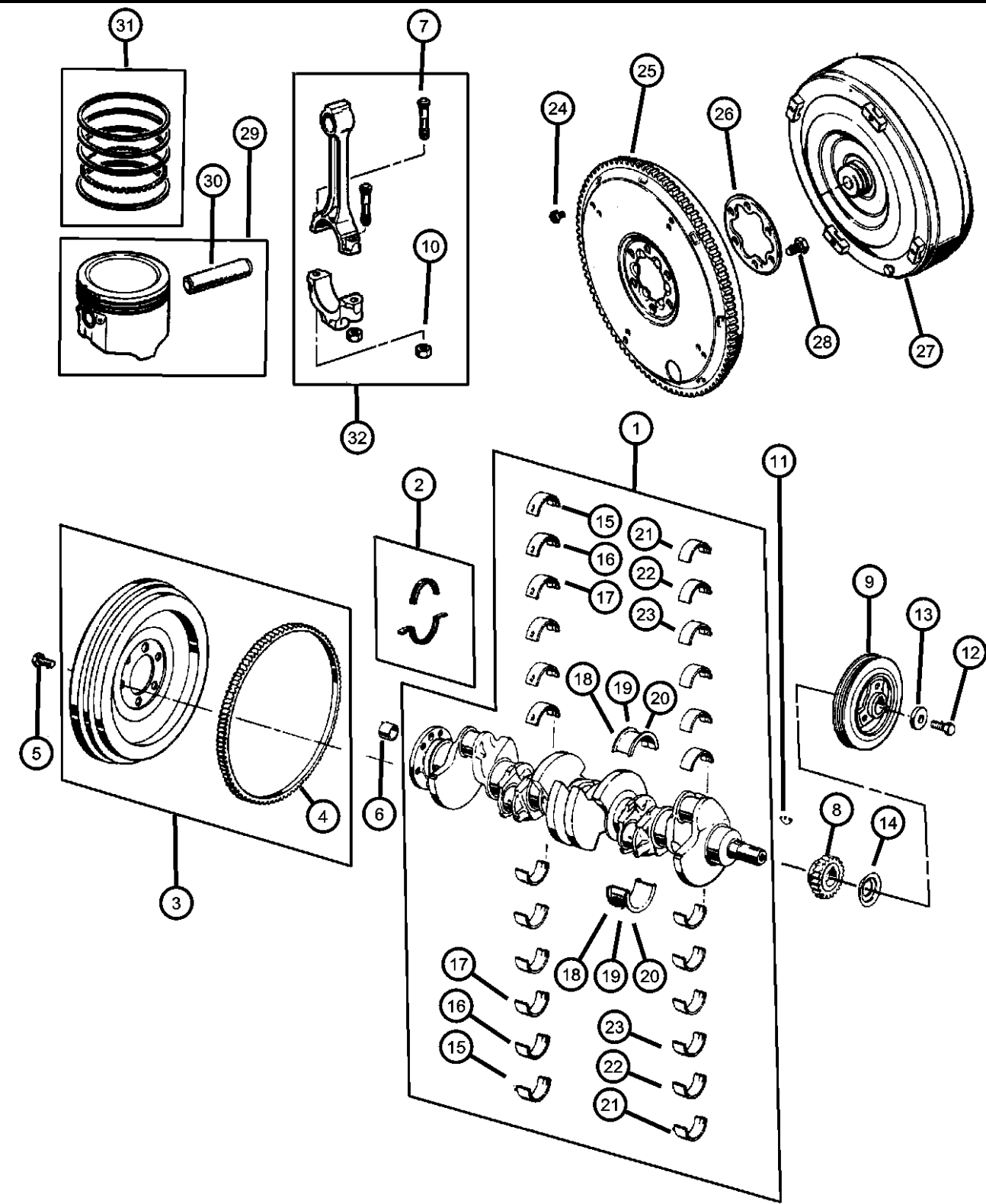
Crankshaft, Pistons & Torque Converter (ERH)
Figure 4.0L-410



ITEM	PART NUMBER	QTY	LINE	SERIES	BODY	ENGINE	TRANS	TRIM	DESCRIPTION
NOTE: Piston Size Marked Outside Of Engine Block By Individual Cylinder. Sales Codes: ERH=4.0L In-Line 6 Engine ER0=All 4.0L In-Line 6 Engines DBB=All Manual Transmissions DG0=All Automatic Transmissions DGS=Aisin 4 Speed Automatic Transmission									
1	04864726	1				ER0			CRANKSHAFT
2	04778126	1				ER0			SEAL PACKAGE, Crankshaft
3	53020519	1				ER0	DBB		FLYWHEEL
4	J3179741	1				ER0	DBB		GEAR, Ring
5	J3170524	6				ER0	DBB		BOLT, Flywheel
6									BEARING, Pilot
	53009180	1				ER0	DBB		Sleeve & Bearing
	53009181	1				ER0	DBB		Bearing
7	53020123	12				ER0			BOLT, Connecting Rod
8	53020443	1				ER0			GEAR, Crankshaft
9	33002920	1				ER0			DAMPER, Crankshaft
10	J4006385	12				ER0			NUT, Hex Flange, .3437-24
11	06034749	1				EPE, ER0			KEY, Crankshaft Sprocket
12	00182776	1				EPE, ER0			BOLT
13	J3230155	1				EPE, ER0			WASHER, Plain
14	J3173076	1				EPE, ER0			SLINGER, Oil
15	83507079	6				ER0			BEARING PACKAGE, Crankshaft, Standard
16	83507080	AR				EPE, ER0			BEARING PACKAGE, Crankshaft, .001 Undersize
17	83507083	AR				EPE, ER0			BEARING PACKAGE, Crankshaft, .010 Undersize
18	83507084	1				EPE, ER0			BEARING PACKAGE, Crankshaft Thrust, Standard Size
19	83507086	AR				EPE, ER0			BEARING PACKAGE, Crankshaft Thrust, .001" Undersize
20	83507090	AR				EPE, ER0			BEARING PACKAGE, Crankshaft Thrust, .010" Undersize
21	83500300	8				EPE			BEARING KIT, Connecting Rod, Standard
22	83501397	AR				EPE, ER0			BEARING KIT, Connecting Rod, .001 Undersize
23	83500301	AR				EPE, ER0			BEARING KIT, Connecting Rod, .010 Undersize
24	34202497	4				ER0	DG0		BOLT, Hex Head, M10x1.50x14
25	52118551	1				ER0	DG0		PLATE, Drive Plate
26	J3214094	1				ER0	DG0		PLATE, Drive Plate Backing
27									CONVERTER, Torque
	53003431	1		T		ER0	DGS		
		1		J, U		ER0	DGS		

AR = use ase required - = Non illustrated part

Crankshaft, Pistons & Torque Converter (ERH)
Figure 4.0L-410



ITEM	PART NUMBER	QTY	LINE	SERIES	BODY	ENGINE	TRANS	TRIM	DESCRIPTION
28	J3151407	6				ER0	DG0		BOLT, Hex Head, .50-20x.56
29									PISTON PIN AND ROD
	04798329	6				ER0			B Size (3.8742)
	04798330	6				ER0			C Size (3.8746)
	04798331	6				ER0			D Size (3.8750)
	04798332	6				ER0			E Size (3.8754)
	04798333	6				ER0			F Size (3.8758)
30	04798333	6							PIN, Piston, Serviced in Piston Assembly, (NOT SERVICED),
31	04798878	1				ER0			RING PACKAGE, Piston, Standard
32	04798878	1							Size Complete Engine
									ROD, Connecting, Serviced in Piston Assembly, (NOT SERVICED)

AR = use ase required - = Non illustrated part

Camshaft & Valves (ERH)
Figure 4.0L-510

ITEM	PART NUMBER	QTY	LINE	SERIES	BODY	ENGINE	TRANS	TRIM	DESCRIPTION
------	-------------	-----	------	--------	------	--------	-------	------	-------------

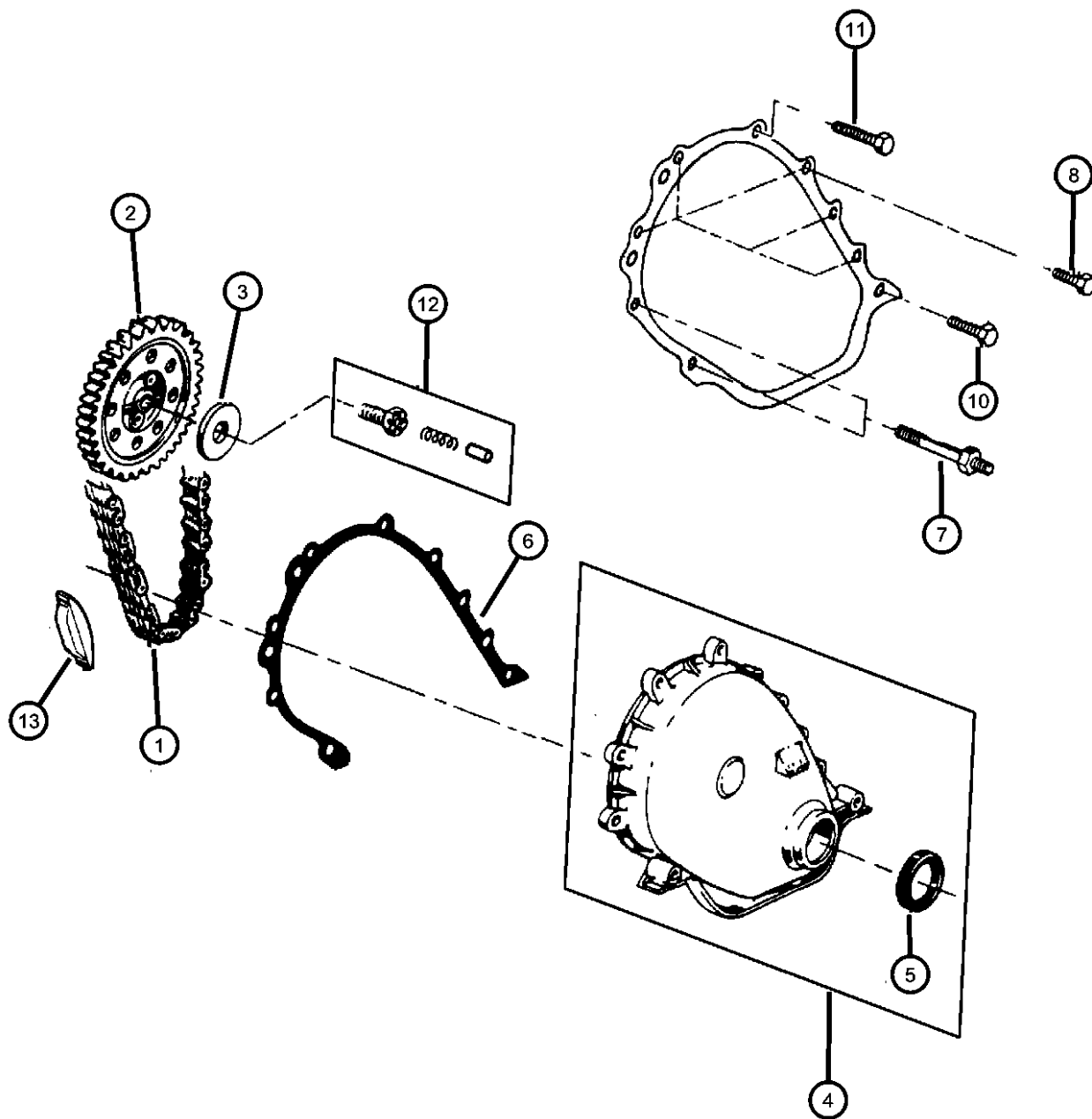
NOTE:
ERH=4.0L In-Line 6 Engine
ER0=All 4.0L In-Line 6 Engines

1	53010448AA	1				ER0			CAMSHAFT
2	53010448AA	1							DOWEL, Camshaft Sprocket, (NOT REQUIRED)
3	33003515	6				ER0			VALVE, Intake, Standard
4	04637537	6				ER0			VALVE, Exhaust, Standard
5	53009886	6				ER0			SEAL, Valve Guide
6	33003521	24				ER0			LOCK, Valve Spring Retainer
7	53010388	12				ER0			SPRING, Valve
8	53010514AA	12				ER0			RETAINER, Valve Spring
9	04740269	12				ER0			TAPPET, Valve
10	33002986	12				ER0			PUSH ROD, Valve
11	53009886	6				ER0			SEAL, Valve Guide
-12	33003016	AR				EPE, ER0			SEAL, Valve Guide, .015" Oversize
13	J3242393	12				ER0			ROCKER ARM, Valve
14	J3235090	12				ER0			PIVOT, Rocker Arm
15	J3236513	6				ER0			BRIDGE, Rocker Arm
16	J9425708	12				ER0			BOLT, Hex Flange Head, .312-18x1.25

AR = use ase required - = Non illustrated part

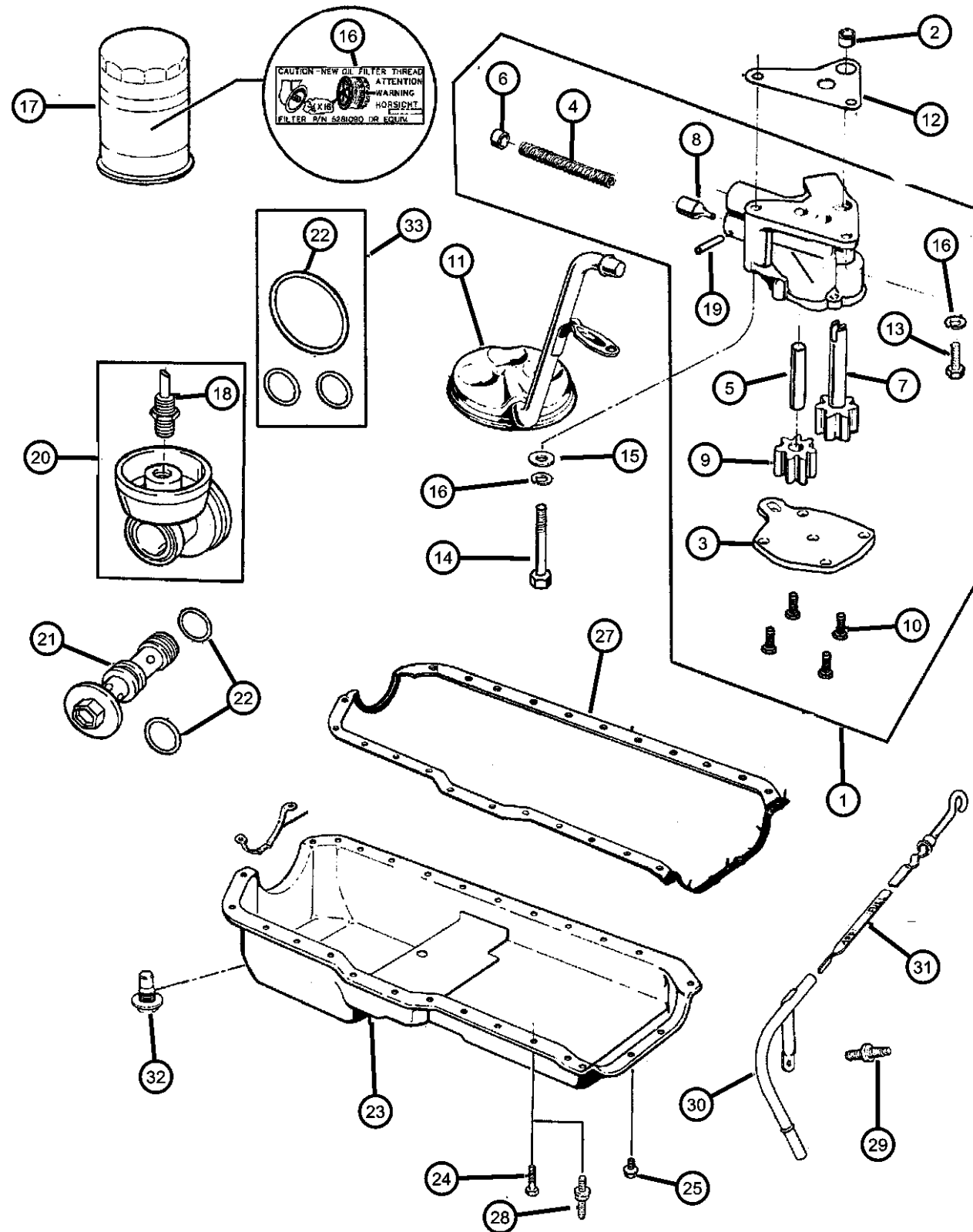
Timing Cover (ERH) Figure 4.0L-610

ITEM	PART NUMBER	QTY	LINE	SERIES	BODY	ENGINE	TRANS	TRIM	DESCRIPTION
NOTE: ERH=4.0L In-Line 6 Engine ER0=All 4.0L Engines									
-1	05189875AA	1				ER0			CHAIN PACKAGE, Timing
2	53020444	1				ER0			CHAIN, Timing
3	53010400	1				ER0			SPROCKET, Camshaft
4	53010400	1							WASHER, Flat, .206 Diameter, (NOT SERVICED)
5	53020222	1				EPE, ER0			COVER, Timing Belt
6	33004681	1				EPE, ER0			SEAL, Front Main Crankshaft
7	53020487	1				EPE, ER0			GASKET, Front Cover
8	06035921AA	1				ER0			STUD
9	06035893	5				ER0, EP0			BOLT, Hex
-10	06035893	5							SCREW, (NOT SERVICED)
11	06035895	1				EP0, ER0			SCREW
12	06035895	1				EP0, ER0			SCREW
13	06024030	1				ER0			SCREW AND WASHER, Hex
14	33003446	1				EPE, ER0			SNUBBER, Timing Chain



AR = use ase required - = Non illustrated part

Engine Oiling (ERH)
Figure 4.0L-710

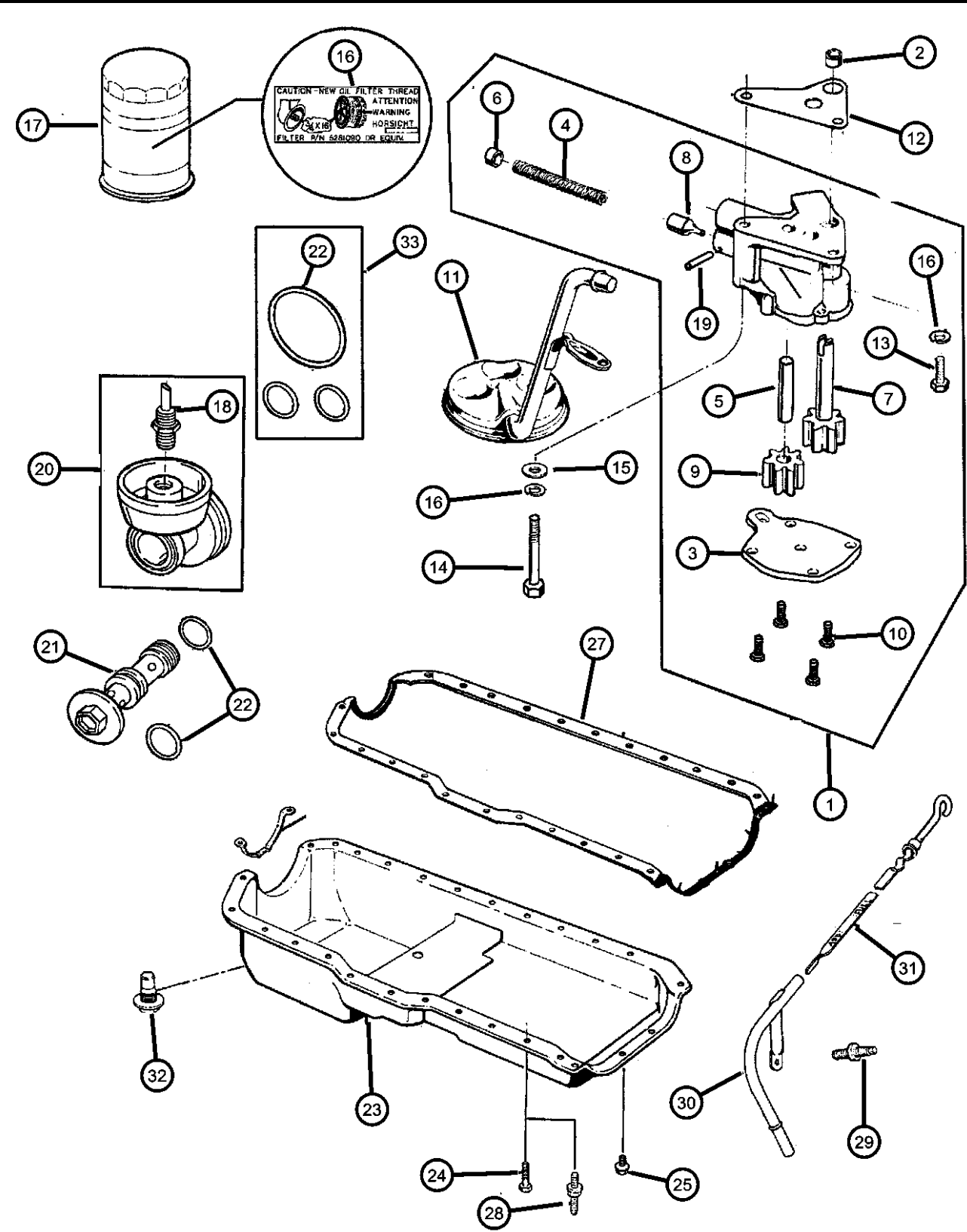


NOTE:
ERH=4.0L In-Line 6 Engine
ER0=All 4.0L In-Line Engines

ITEM	PART NUMBER	QTY	LINE	SERIES	BODY	ENGINE	TRANS	TRIM	DESCRIPTION
1	J3241399	1				ER0			PUMP, Engine Oil
2	J4005149	1				EPE, ER0			DOWEL, Oil Pump
3	J3241733	1				ER0			COVER, Engine Oil Pump
4	J3239668	1				ER0			SPRING, Oil Pressure Relief Valve
5	J3171956	1				ER0			SHAFT, Oil Pump
6	J3171958	1				ER0			RETAINER, Oil Release Valve
7	J3172334	1				ER0			GEAR, Oil Pump
8	J3188661	1				ER0			PLUNGER, Oil Pressure Relief Valve
9	J3196843	1				ER0			GEAR, Oil Pump Driven
10	J9416852	4				ER0			SCREW, Hex Flange Head, .25-20x.50
11	33002696	1				ER0			TUBE, Oil Pump Inlet
12	J3172332	1				EPE, ER0			GASKET, Oil Pump
13	06022235	1				EPE, ER0			BOLT AND WASHER, Hex Head, .312-18x1.00
14	00154593	1				EPE, ER0			SCREW, Hex Head Coned, .312-18x2.625
15	J3243116	1				EPE			SUPPORT, Engine Oil Pan
16	J3243116	1							LABEL, Oil Filter Thread I.D., (NOT REQUIRED)
17	05281090	1				ER0			FILTER, Engine Oil
	0FE00292								Canadian Aftermarket Part
	05281090BA								BULK PACK (12)
	77060018								Performance Mobil 1, 15W - 50 Tri-Synthetic Engine Oil-Recommended Fill for 6.1L & 8.3L
	P5007323								Performance Mobil 1, 5W - 30 Tri-Synthetic Engine Oil, Quart
18	53007563	1				ER0			CONNECTOR, Oil Filter
19	J0271448	1				ER0			PIN, Roll, 5/32" x 1.00"
20	53020080	1				ER0			ADAPTER, Oil Filter
21	53020237	1				ER0			BOLT, Oil Filter Adapter
22	33002972	1				ER0			O RING, Oil Filter Adapter
23	53020833AB	1				ER0			PAN, Engine Oil
24	06034732	16				ER0			SCREW AND WASHER, Hex Head, .25-20x.545
25	06034483	3				ER0			SCREW, Hex Head Coned, .312-18x.875
-26	06034733	1				ER0			STUD, .312-18/.250-20x1.680
27	53007568	1				ER0			GASKET, Oil Pan
28	06034734	8				ER0			BOLT, Double Stud Hex, .250-20x1.437 & .250-20 x.700
29	06035664	1				EPE, ER0			STUD, .312-18x1.560

AR = use ase required - = Non illustrated part

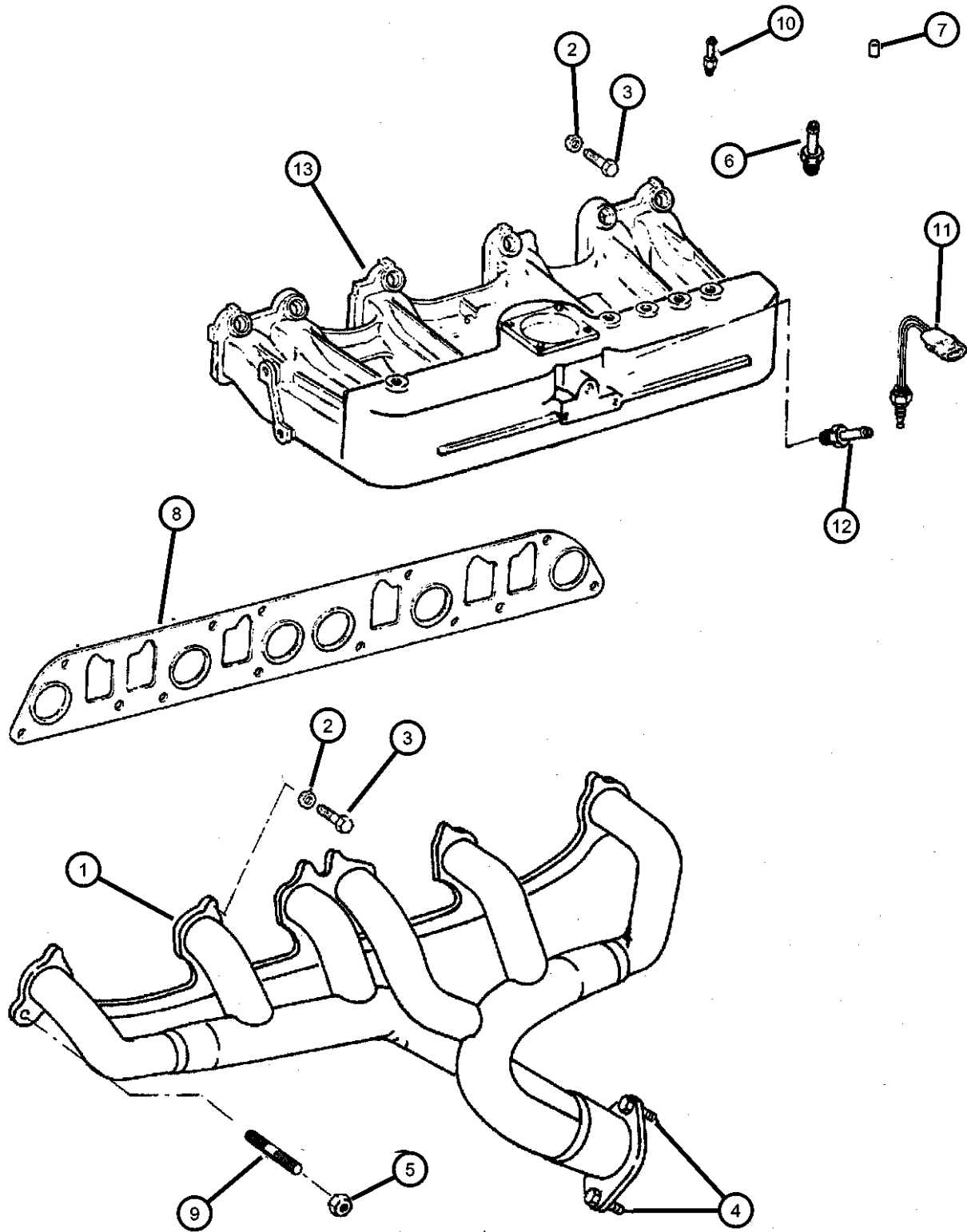
Engine Oiling (ERH)
Figure 4.0L-710



ITEM	PART NUMBER	QTY	LINE	SERIES	BODY	ENGINE	TRANS	TRIM	DESCRIPTION
30	53020782	1				ER0			TUBE, Oil Filler
31	53010445	1				ER0			INDICATOR, Engine Oil Level
32	06035417	1				ER0			PLUG, Oil Drain
33	04720363	1				ER0			SEAL PACKAGE, Oil Filter Adapter

AR = use ase required - = Non illustrated part

Manifold, Intake & Exhaust (ERH)
Figure 4.0L-810



ITEM	PART NUMBER	QTY	LINE	SERIES	BODY	ENGINE	TRANS	TRIM	DESCRIPTION
NOTE: ERH=4.0L In-Line 6 Engine ER0=All 4.0L In-line 6 Engines									
1	04883385	1				ER0			MANIFOLD, Exhaust
2	33004255	2				ER0			WASHER, Manifold Retaining
3	06036045AA	8				ER0			BOLT AND RETAINER, Hex Head
4	J4007109	2				ER0			STUD, .375-16x1.69
5	06034984	2				EPE, ER0			NUT, Hex Flange Lock, .375-24
6	06034984	2							FITTING, Vacuum, Serviced in Manifold, (NOT SERVICED)
7	03580172	1				ER0			CAP, Vacuum
8	53010238	1				ER0			GASKET, Intake/Exhaust Manifold
9	06036193AA	2				EPE, ER0			STUD, .375-16/.375-24x1.75
10	06036193AA	2							FITTING, Vacuum, Serviced in Manifold, (NOT SERVICED)
11	56027872	1				EP0, ER0			SENSOR, Air Temperature
12	04854194	1				ER0			FITTING, Vacuum
13	04854197AA	1				ER0			MANIFOLD, Intake

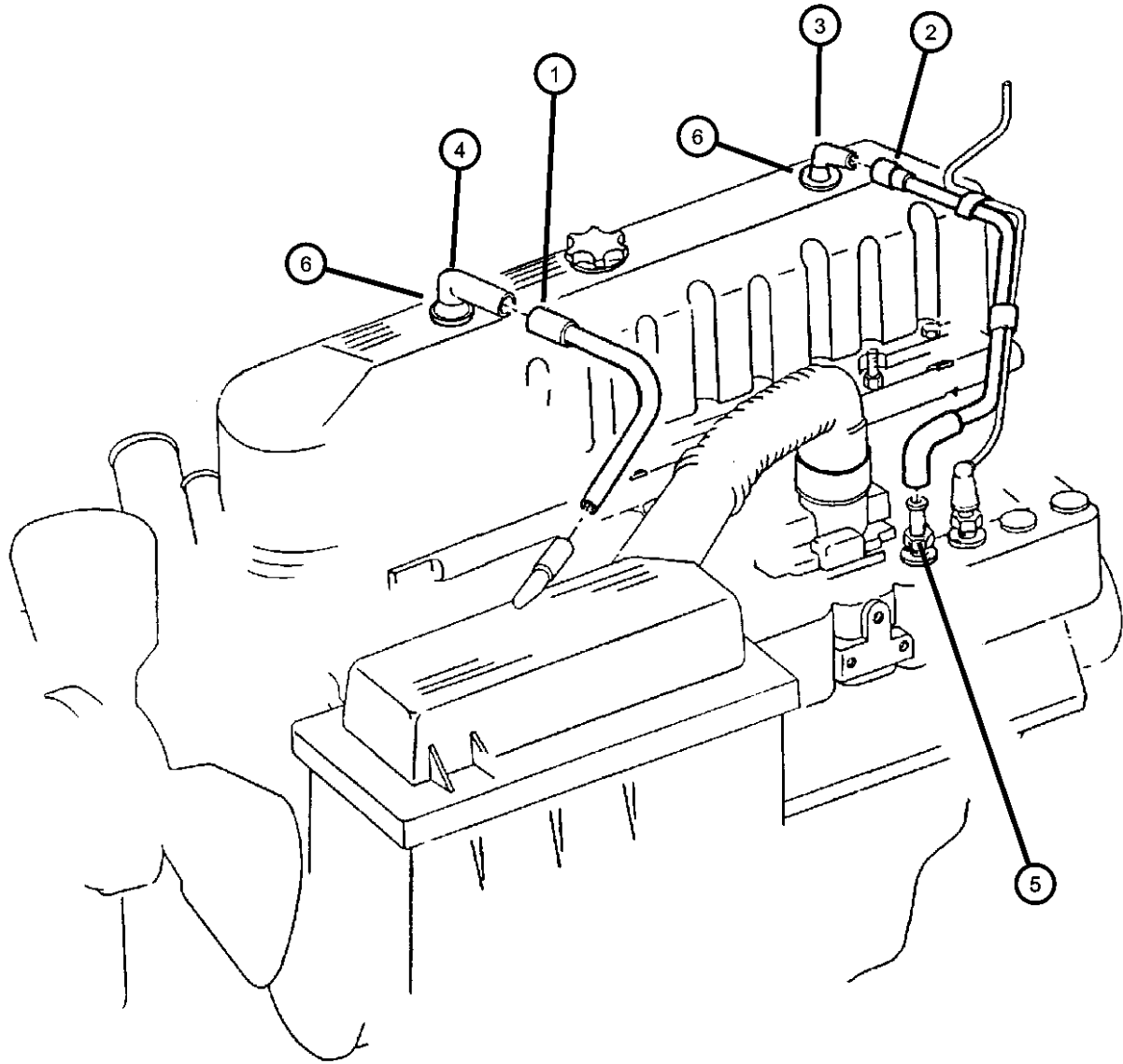
AR = use ase required - = Non illustrated part

Crankcase Ventilation (ERH)
Figure 4.0L-910

ITEM	PART NUMBER	QTY	LINE	SERIES	BODY	ENGINE	TRANS	TRIM	DESCRIPTION
------	----------------	-----	------	--------	------	--------	-------	------	-------------

NOTE:
Sales Codes:
ERH=4.0L In-Line 6 Engine
ER0=All 4.0L In-Line 6 Engines

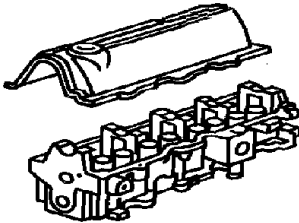
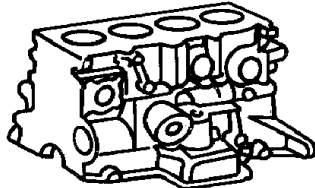

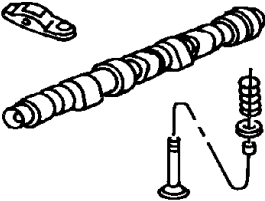
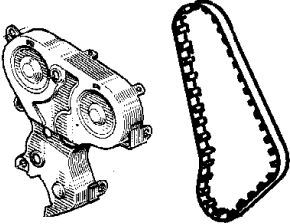
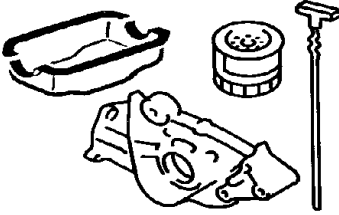
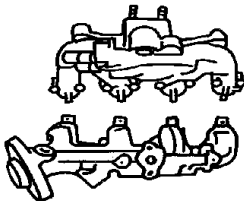
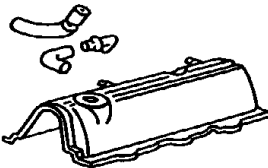
1	04854180	1				ER0			TUBE, Cylinder Cover to A/CInr
2	04854265	1				ER0			TUBE, Crankcase Vent To Intake Manifold
3	53030495	1				ER0			TUBE, Crankcase Vent To Air Cleaner
4	53030991	1				ER0			FITTING, Crankcase Vent Tube
5	04854194	1				ER0			FITTING, Vacuum
6	02946079	2				ER0			GROMMET, Crankcase Vent



AR = use ase required - = Non illustrated part

Group - 2.5LD

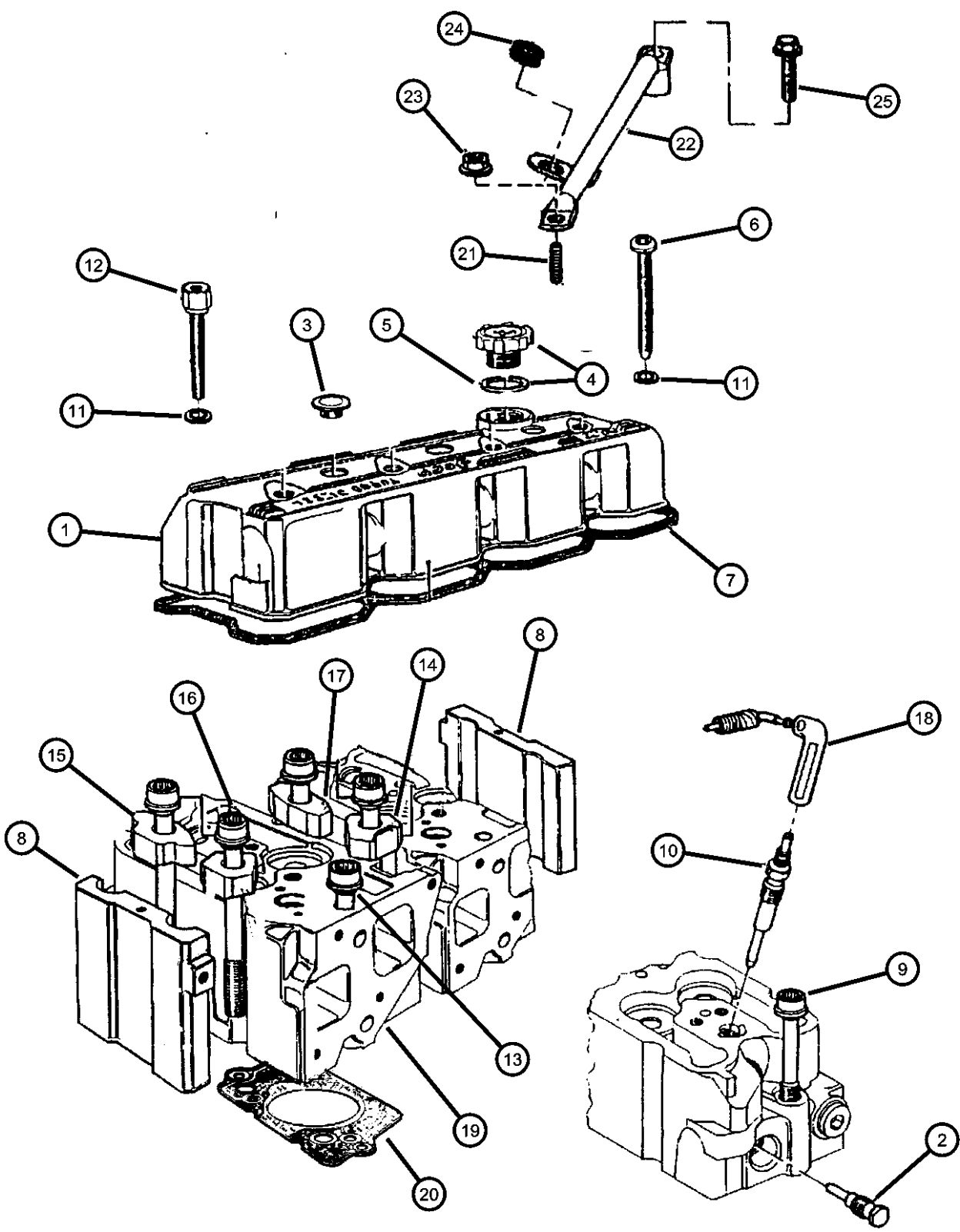
Engine 2.5L Four Cylinder (Turbo Diesel)

2.5LD-200 Cylinder Head	2.5LD-300 Cylinder Block	2.5LD-400 Crankshaft, Piston and Drive Plate	2.5LD-500 Camshafts & Valves
			
2.5LD-600 Timing Belt and Cover	2.5LD-700 Engine Oiling	2.5LD-800 Manifolds	2.5LD-900 Crankcase Ventilation
			

Group - 2.5LD Engine 2.5L Four Cylinder (Turbo Diesel)

Illustration Title	Group-Fig. No.
Cylinder Head Cylinder Head (ENC)	Fig. 2.5LD - 210
Cylinder Block Cylinder Block (ENC)	Fig. 2.5LD - 310
Crankshaft, Piston and Drive Plate Crankshaft, Piston & Torque Converter	Fig. 2.5LD - 410
Camshafts & Valves Camshaft & Valves (ENC)	Fig. 2.5LD - 510
Timing Belt and Cover Timing Cover (ENC)	Fig. 2.5LD - 610
Engine Oiling Engine Oiling (ENC)	Fig. 2.5LD - 710
Oil Lines (ENC).....	Fig. 2.5LD - 720
Manifolds Manifold, Intake & Exhaust (ENC)	Fig. 2.5LD - 810
Crankcase Ventilation Crankcase Ventilation (ENC).....	Fig. 2.5LD - 910

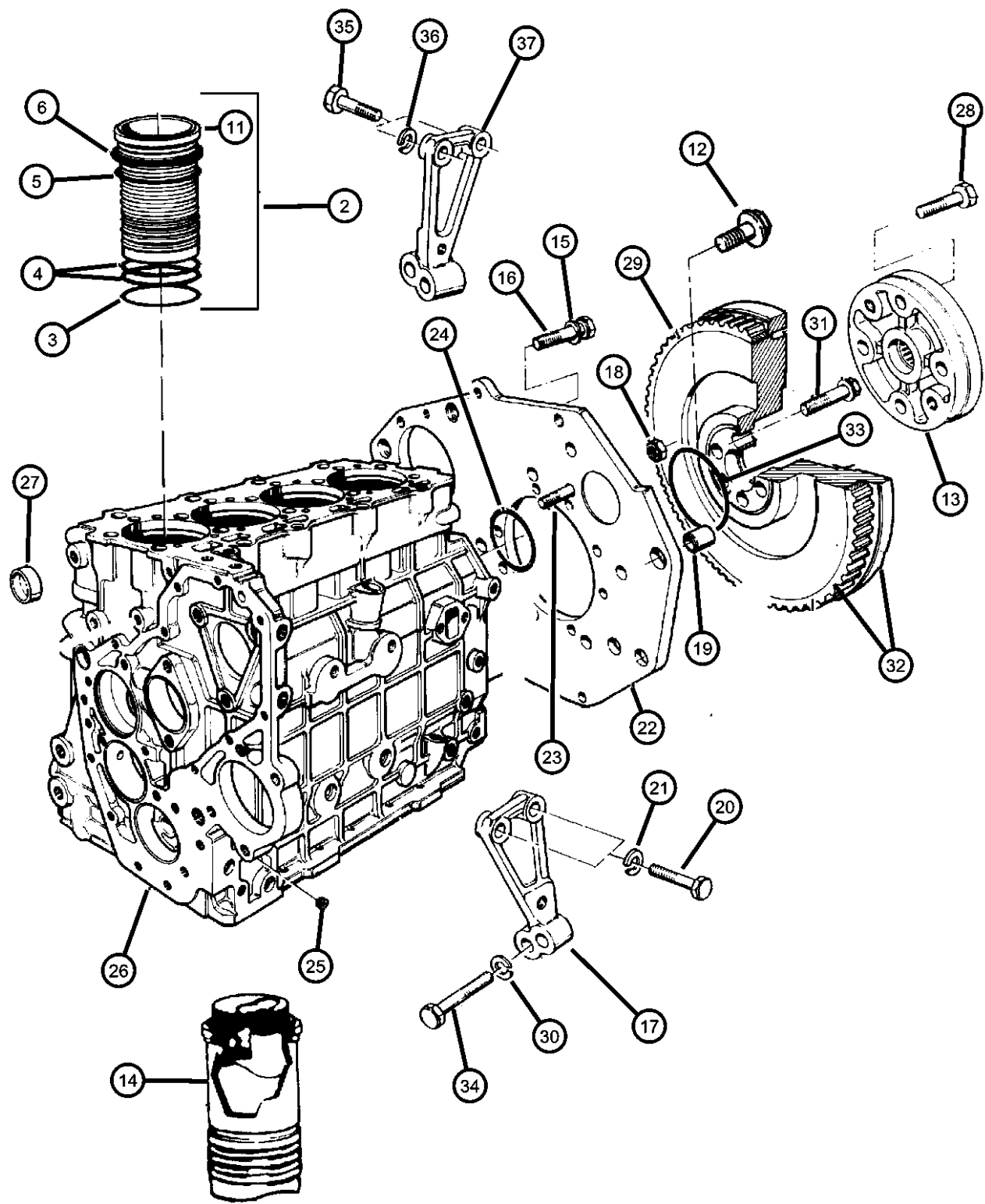
Cylinder Head (ENC)
Figure 2.5LD-210



ITEM	PART NUMBER	QTY	LINE	SERIES	BODY	ENGINE	TRANS	TRIM	DESCRIPTION
NOTE: Sales Codes: ENC=2.5L 4 Cyl Turbo Diesel EN0=All 2.5L Turbo Diesel Engines									
1	04864747	1				EN0			COVER, Cylinder Head
2	04863770	4				EN0			PLUG, Dummy
3	04864555	3				EN0			PLUG, Cylinder Block
4	04863741	1				EN0			CAP, Oil Filler
5	04720300	1				EN0			GASKET, Oil Filler Cap
6	04863749	2				EN0			SCREW
7	04863789AC	1				EN0			GASKET, Valve Cover
8	04882407	2				EN0			CLAMP, Cylinder Head
9	04720671AB	5				EN0			BOLT, Cylinder Head
10	04863826	4				EN0			GLOW PLUG
11	04864554	4				EN0			SEAL, Valve Cover Bolt
12	04863752	2				EN0			SCREW
13	04720233AB	4				EN0			BOLT, Cylinder Head
14	04864038	5				EN0			CLAMP, Cylinder Head
15	04864039	2				EN0			CLAMP, Cylinder Head
16	04720235AC	10				EN0			BOLT, Cylinder Head
17	04864040	3				EN0			CLAMP, Cylinder Head
18	04864557	1				EN0			WIRING, Glow Plug
19	04883416AB	4				EN0			HEAD, Cylinder
20									GASKET, Cylinder Head
	05014059AA	1				EN0			(1.42)
	05014060AA	1				EN0			(1.52)
	05014061AA	1				EN0			(1.62)
21	04864745	1				EN0			BOLT
22	04864746	1				EN0			BRACKET, Alternator Upper
23	04778936	1				EN0			NUT, Suction Pipe Attaching
24	04720362	1				EN0			GASKET, Engine Oil Indicator Pipe
25	04864537	1				EN0			BOLT, 8Mx20

AR = use ase required - = Non illustrated part

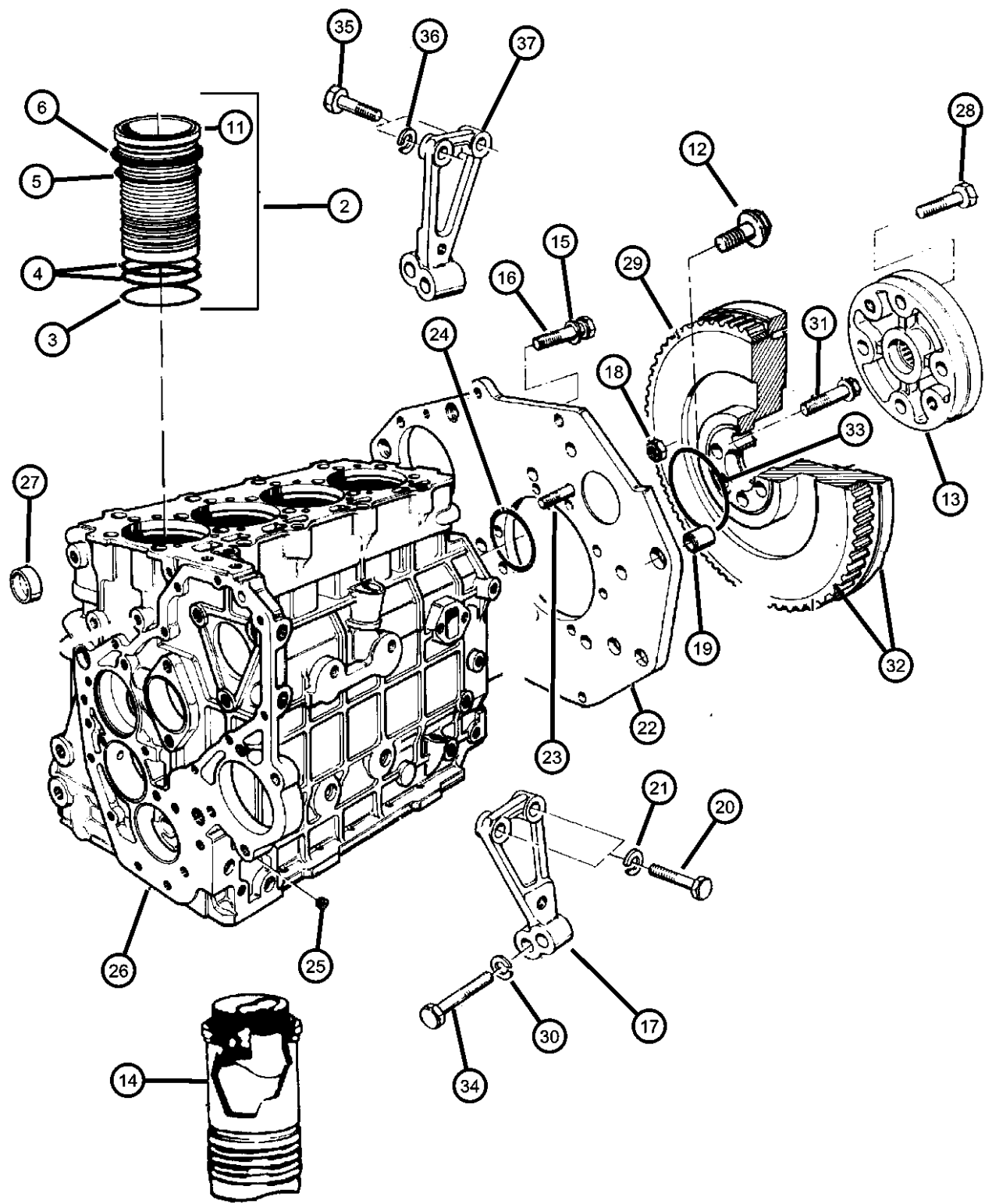
Cylinder Block (ENC)
Figure 2.5LD-310



ITEM	PART NUMBER	QTY	LINE	SERIES	BODY	ENGINE	TRANS	TRIM	DESCRIPTION
NOTE: Sales Codes: ENC=2.5L 4 Cyl Turbo Diesel EN0=All 2.5L Diesel Engines									
-1	05014068AA	1				EN0			ENGINE, 3/4 Tested, Diesel
2	04723118	AR				EN0			SHIM KIT, Cylinder Liner
3	04720625	4				EN0			O RING, Cylinder Liner
4	04720627	8				EN0			O RING, Cylinder Liner
5	04720626	4				EN0			O RING, Cylinder Liner
6	04720620	AR				EN0			SHIM, Cylinder Liner, 0.15mm
-7	04720624	AR				EN0			SHIM, Cylinder Liner, 0.17mm
-8	04720621	AR				EN0			SHIM, Cylinder Liner, 0.20mm
-9	04720623	AR				EN0			SHIM, Cylinder Liner, 0.23mm
-10	04720622	AR				EN0			SHIM, Cylinder Liner, 0.25mm
11	04720611	4				EN0			LINER, Cylinder
12	04864537	1				EN0			BOLT, 8Mx20
13	04778808	1				EN0			HOUSING, Pilot Bearing
14	04864532	4				EN0			LINER AND PISTON, Cylinder
15	04864532	4							WASHER, Adaptor Plate, (NOT REQUIRED)
16	05003532AA	4				EN0			BOLT, Adaptor Plate
17	04778806	1				EN0			STIFFENER, Flywheel Housing
18	04778961	6				EN0			NUT
19	04797758	2				EN0			DOWEL, Transmission Adapter
20	05003533AA	2				EN0			BOLT, M10x45
21	05003533AA	2							WASHER, Tow Hook, (NOT REQUIRED)
22	04886254AA	1				EN0			HOUSING, Flywheel
23	04720677	6				EN0			STUD, Adaptor Plate
24	04863833	1				EN0			O RING
25	04883425AA	1				EN0			PLUG
26	04883425AA	1							BLOCK, Cylinder, (NOT SERVICED)
27	04778887	1				EN0			PLUG, Cylinder Block Oil Hole
28	04864534	4				EN0			BOLT, Adaptor Plate
29	04883427AA	1				EN0			GEAR, Ring
30	04883427AA	1							WASHER, Injection Pump, (NOT REQUIRED)
31	04720232AB	6				EN0			BOLT, Flywheel
32	04883426AA	1				EN0			FLYWHEEL
33	04720240	1				EN0			O RING, Flywheel To Crankshaft
34	05003534AA	2				EN0			BOLT, M12x55
35	04897253AA	2				EN0			BOLT, Hex Flange Head, M10x35

AR = use ase required - = Non illustrated part

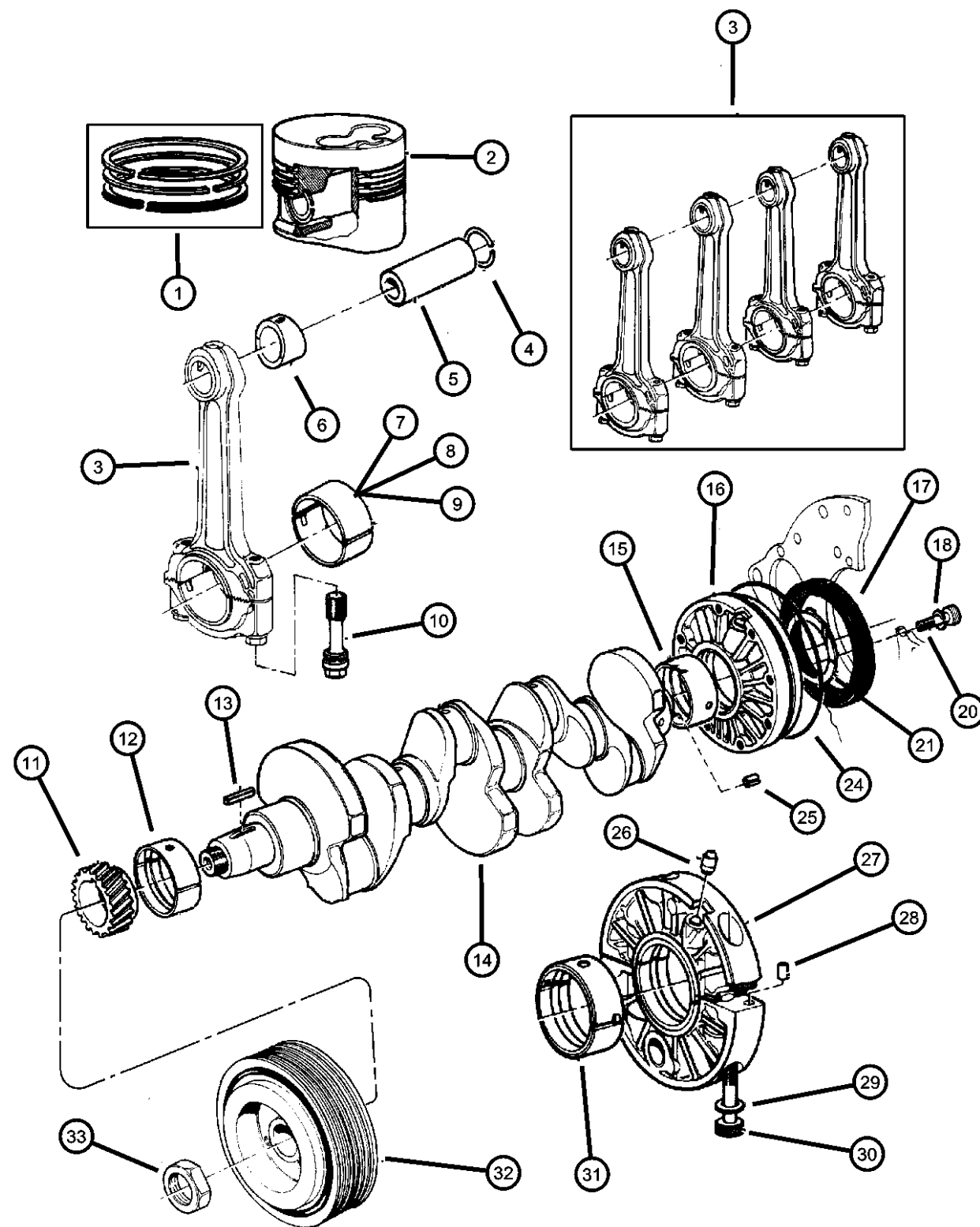
Cylinder Block (ENC)
Figure 2.5LD-310



ITEM	PART NUMBER	QTY	LINE	SERIES	BODY	ENGINE	TRANS	TRIM	DESCRIPTION
36	04897253AA	2							WASHER, Tow Hook, (NOT SERVICED)
37	04796394	1				EN0			STIFFENER, Flywheel Housing

AR = use ase required - = Non illustrated part

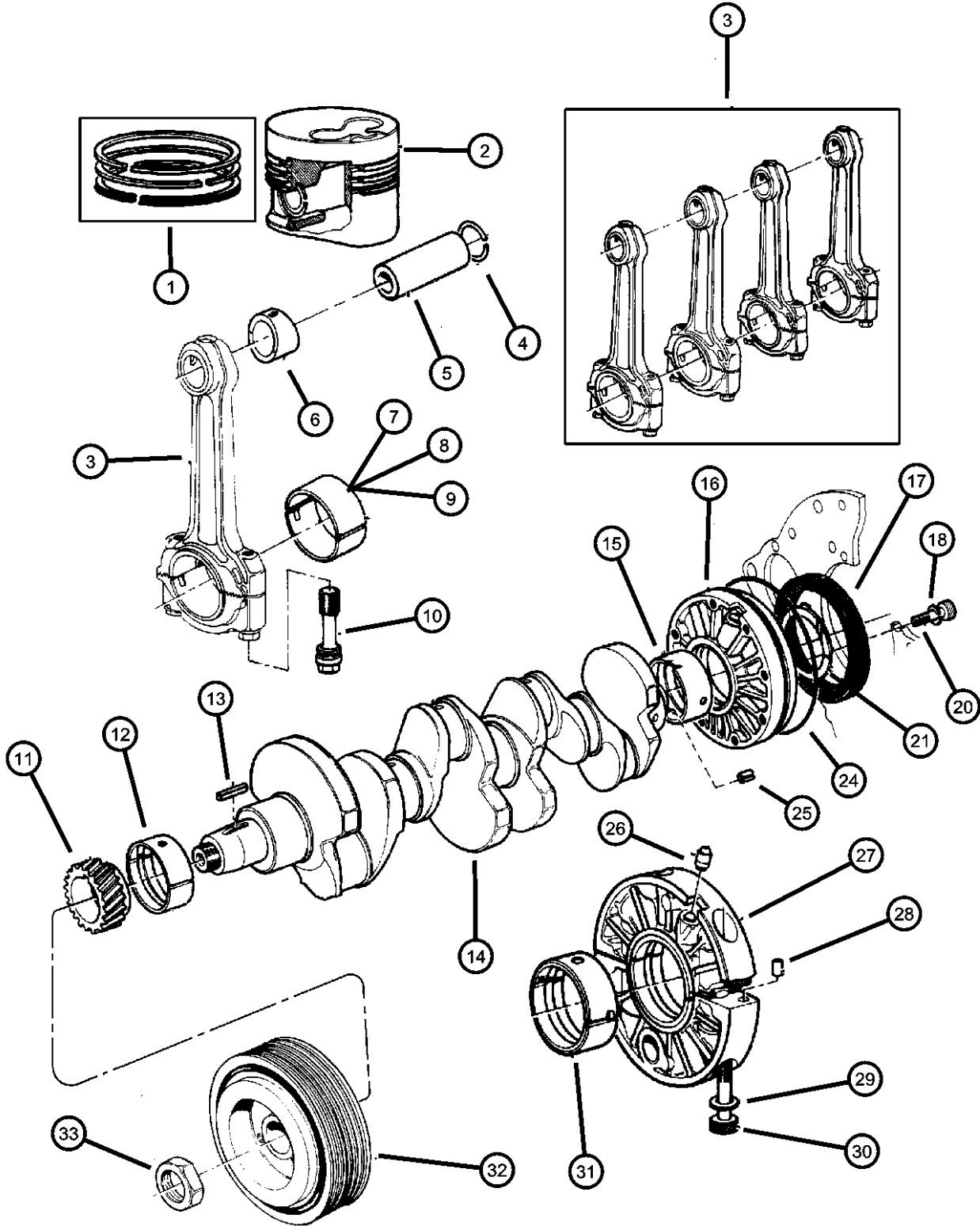
Crankshaft, Piston & Torque Converter Figure 2.5LD-410



ITEM	PART NUMBER	QTY	LINE	SERIES	BODY	ENGINE	TRANS	TRIM	DESCRIPTION
NOTE: Sales Codes: ENC=2.5L Turbo Diesel Engine EN0=All 2.5L Diesel Engines									
1	04720084	4				EN0			RING KIT, Piston, Standard
2	04864190	4				EN0			PISTON
3	04723122	1				EN0			ROD, Connecting
4	04720099	8				EN0			RING, Piston Pin
5	04720099	8							PIN, Piston, Serviced in Piston, (NOT SERVICED)
6	04723160	4				EN0			BUSHING, Connecting Rod
7	04720877	4				EN0			BUSHING, Connecting Rod
8	04720882	AR				EN0			BEARING, Connecting Rod, .010" U/S
9	04720883	AR				EN0			BEARING, Connecting Rod, .25 mm U/S
10	04883386AB	8				EN0			BOLT, Connecting Rod
11	04882402	1				EN0			GEAR, Crankshaft
12									BEARING, Crankshaft
	04720885	1				EN0			Standard
	04720886	AR				EN0			.125MM
	04720887	AR				EN0			.250MM
13	05003529AA	1				EN0			KEY, Crankshaft Sprocket
14	04864538	1				EN0			CRANKSHAFT
15									BEARING, Crankshaft
	04864539	1				EN0			Standard
	04864540	AR				EN0			.125MM
	04864541	AR				EN0			.250MM
16	04864542AB	1				EN0			HOUSING, Rear Bearing
17	05010817AA	1				EN0			SEAL, Rear Main Crankshaft
18	05010817AA	1							WASHER, Lock, M6, (NOT SERVICED)
-19	04723204	8				EN0			WASHER, Implement Attaching
20	04720284	8				EN0			SCREW, Rear Crankshaft Support
21	04864046	1				EN0			WASHER, Thrust
-22	04864543	AR				EN0			WASHER, Thrust, 0.10 Oversize
-23	04864544	AR				EN0			WASHER, Thrust, 0.20 Oversize
24	04720277	1				EN0			O RING, Crankshaft Rear Support
25	04723158AB	1				EN0			PIN, Dowel
26	04720246AB	3				EN0			JET, Piston Oil Cooler
27	04723161	3				EN0			HOUSING, Crankshaft Bearing
28	04720241	6				EN0			DOWEL, Center Bearing Housing
29	04720243	3				EN0			WASHER, Lock, M10
30	04720242	6				EN0			SCREW

AR = use ase required - = Non illustrated part

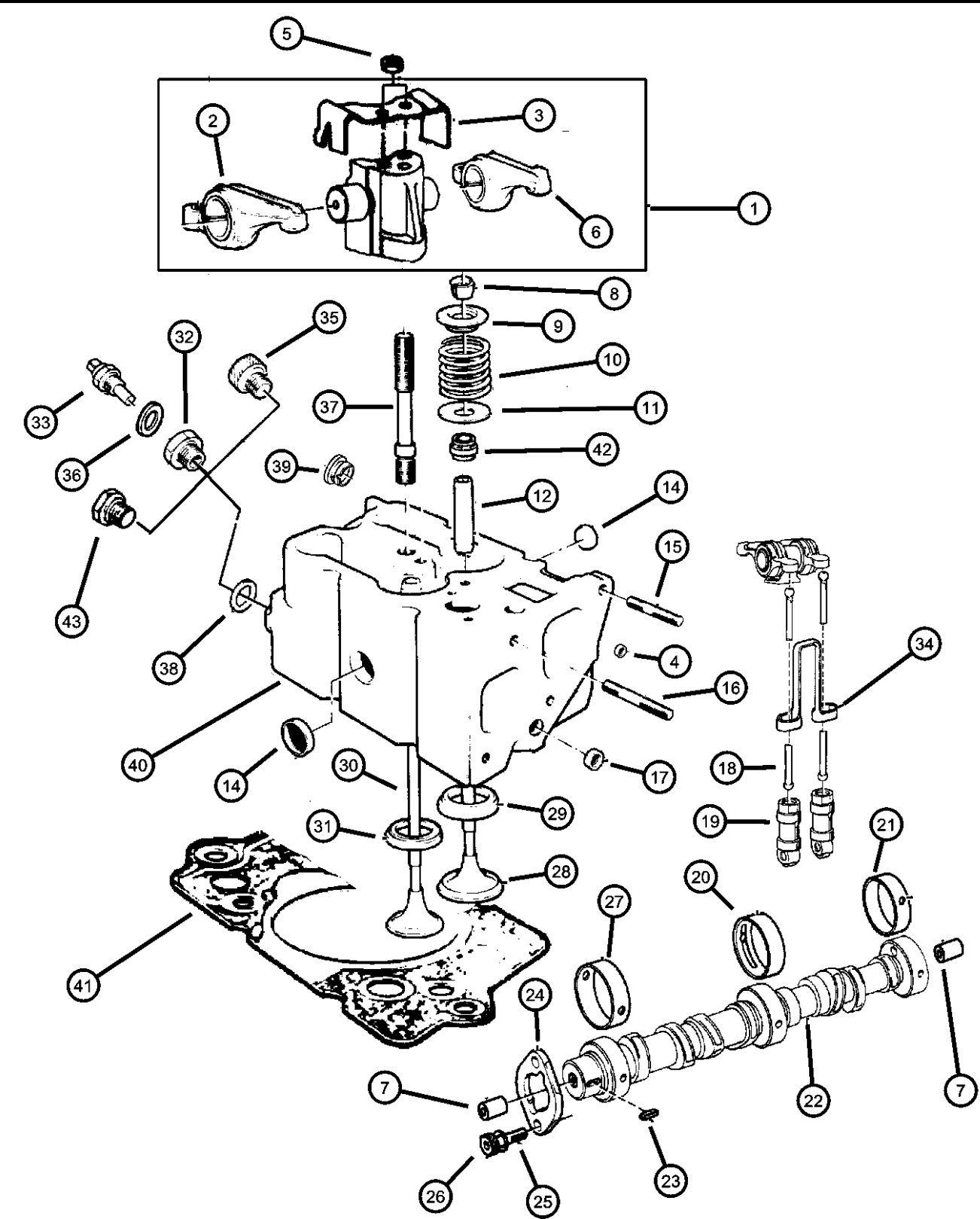
Crankshaft, Piston & Torque Converter
Figure 2.5LD-410



ITEM	PART NUMBER	QTY	LINE	SERIES	BODY	ENGINE	TRANS	TRIM	DESCRIPTION
31	04720889	3				EN0			BEARING, Crankshaft
	04720890	AR				EN0			Standard
	04720892	AR				EN0			.125MM
						EN0			.250MM
32	04886225AA	1				EN0			DAMPER, Crankshaft
33	04720273	1				EN0			NUT, Damper Pulley

AR = use ase required - = Non illustrated part

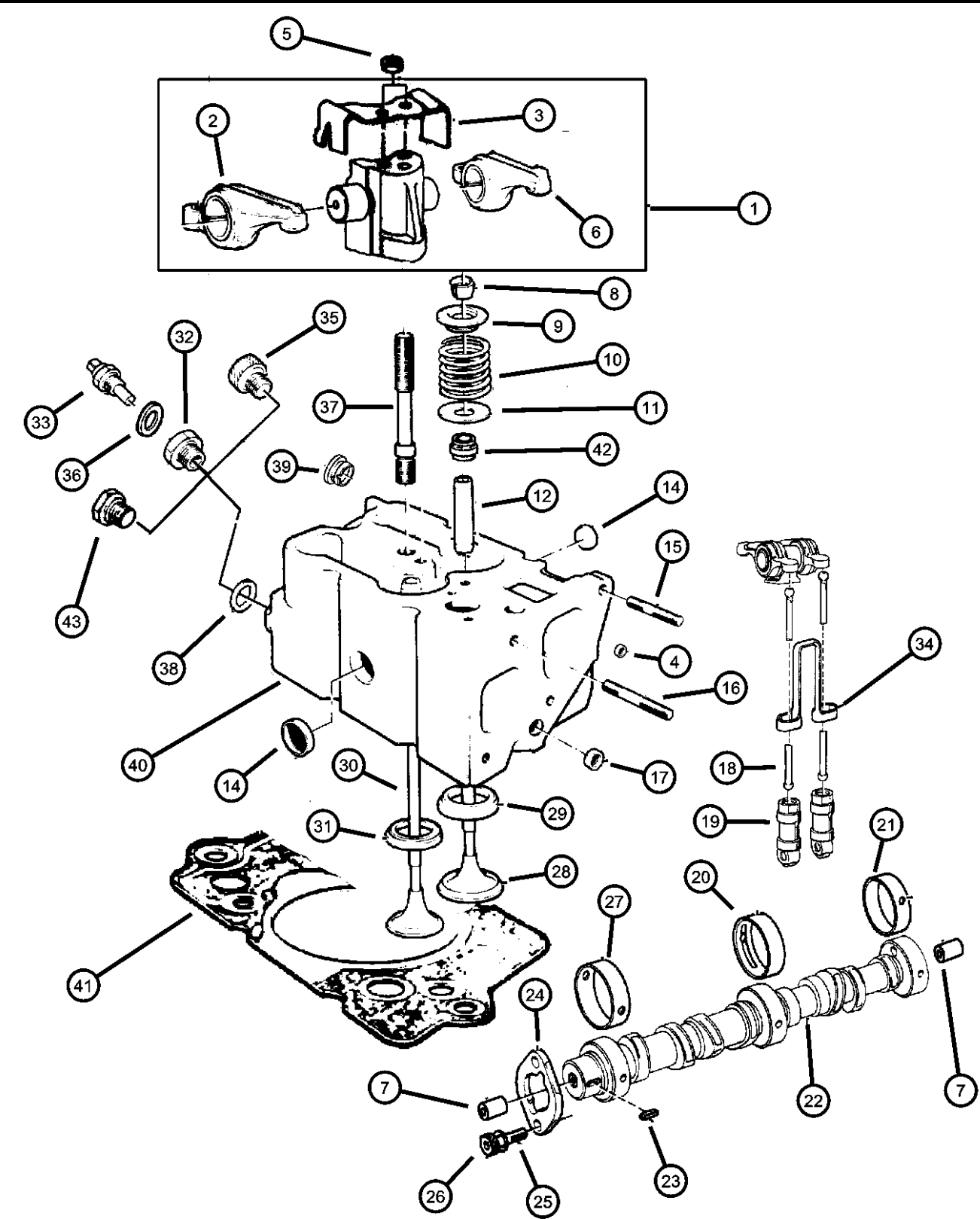
Camshaft & Valves (ENC)
Figure 2.5LD-510



ITEM	PART NUMBER	QTY	LINE	SERIES	BODY	ENGINE	TRANS	TRIM	DESCRIPTION
NOTE: Sales Codes: ENC=2.5L 4 Cyl Turbo Diesel Engine EN0=All 2.5L 4 Cyl Turbo Diesel Engines									
1	04883397AA	4				EN0			ROCKER ARM, Inlet and Exhaust Valve
2	04883399AA	4				EN0			ROCKER ARM, Exhaust
3	04863861	4				EN0			SPRING, Valve
4	04723196AB	4				EN0			PLUG, Camshaft
5	04883396AA	8				EN0			NUT
6	04883398AA	4				EN0			ROCKER ARM, Intake
7	04723196AB	4				EN0			PLUG, Camshaft
8	04720155	16				EN0			LOCK, Valve Spring Retainer
9	04720152	8				EN0			RETAINER, Valve Spring
10	04720158	8				EN0			SPRING, Valve
11	04720153	8				EN0			WASHER, Plain
12	04883417AA	8				EN0			GUIDE, Intake/Exhaust Valve, Standard Size
-13	04883820AA	AR				EN0			GUIDE, Intake/Exhaust Valve, 0.10mm Oversize
14	04723228	8				EN0			PLUG, Cylinder Block Oil Hole
15	04723241	3				EN0			STUD
16	04882405	8				EN0			STUD
17	04723210	4				EN0			PLUG, Cylinder Block Oil Hole
18	04883395AA	8				EN0			PUSH ROD, Valve
19	04773712	8				EN0			TAPPET, Valve
20	04720220	1				EN0			BEARING, Camshaft
21	04720219	1				EN0			BEARING, Camshaft
22	04882399	1				EN0			CAMSHAFT, Engine
23	04720137	1				EN0			KEY, Camshaft Sprocket
24	04723163	1				EN0			PLATE, Camshaft Thrust
25	04723165	2				EN0			WASHER, P Clip
26	04720135	2				EN0			BOLT, Hex Head, M8x18
27	05010274AA	1				EN0			BEARING, Camshaft
28	04720146	4				EN0			VALVE, Intake, Standard
29	04883418AA	4				EN0			SEAT, Intake Valve
30	04720148	4				EN0			VALVE, Exhaust, Standard
31	04883419AA	4				EN0			SEAT, Exhaust Valve
32	05014065AA	2				EN0			ADAPTER, Temperature Sensor
33	05014067AA	2				EN0			SENSOR, Temperature Sending Unit
34	04773701	4				EN0			BRACKET, Antirotation
35	04720159	1				EN0			PLUG, Cylinder Block Oil Hole
36	04720159	1							WASHER, Plain, (NOT REQUIRED)

AR = use ase required - = Non illustrated part

Camshaft & Valves (ENC)
Figure 2.5LD-510

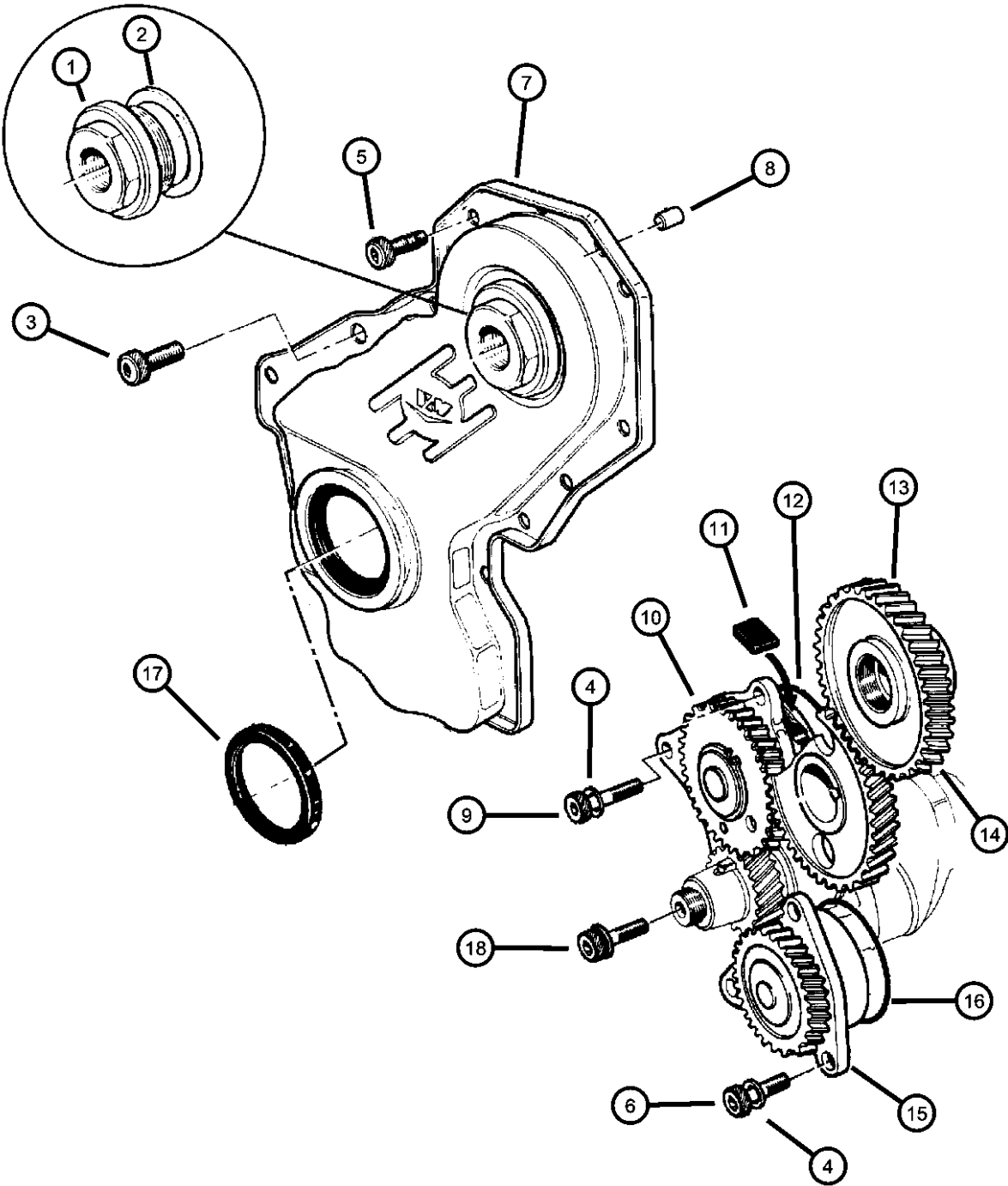


ITEM	PART NUMBER	QTY	LINE	SERIES	BODY	ENGINE	TRANS	TRIM	DESCRIPTION
37	04897831AA	8				EN0			STUD
38	04723246	1				EN0			WASHER, Plain
39	04863769	8				EN0			PLUG
40	04883416AB	4				EN0			HEAD, Cylinder
41									GASKET, Cylinder Head
	05014059AA	1				EN0			(1.42)
	05014060AA	1				EN0			(1.52)
	05014061AA	1				EN0			(1.62)
42	04883821AA	8				EN0			SEAL, Valve Guide
43	04864606	1				EN0			PLUG

AR = use ase required - = Non illustrated part

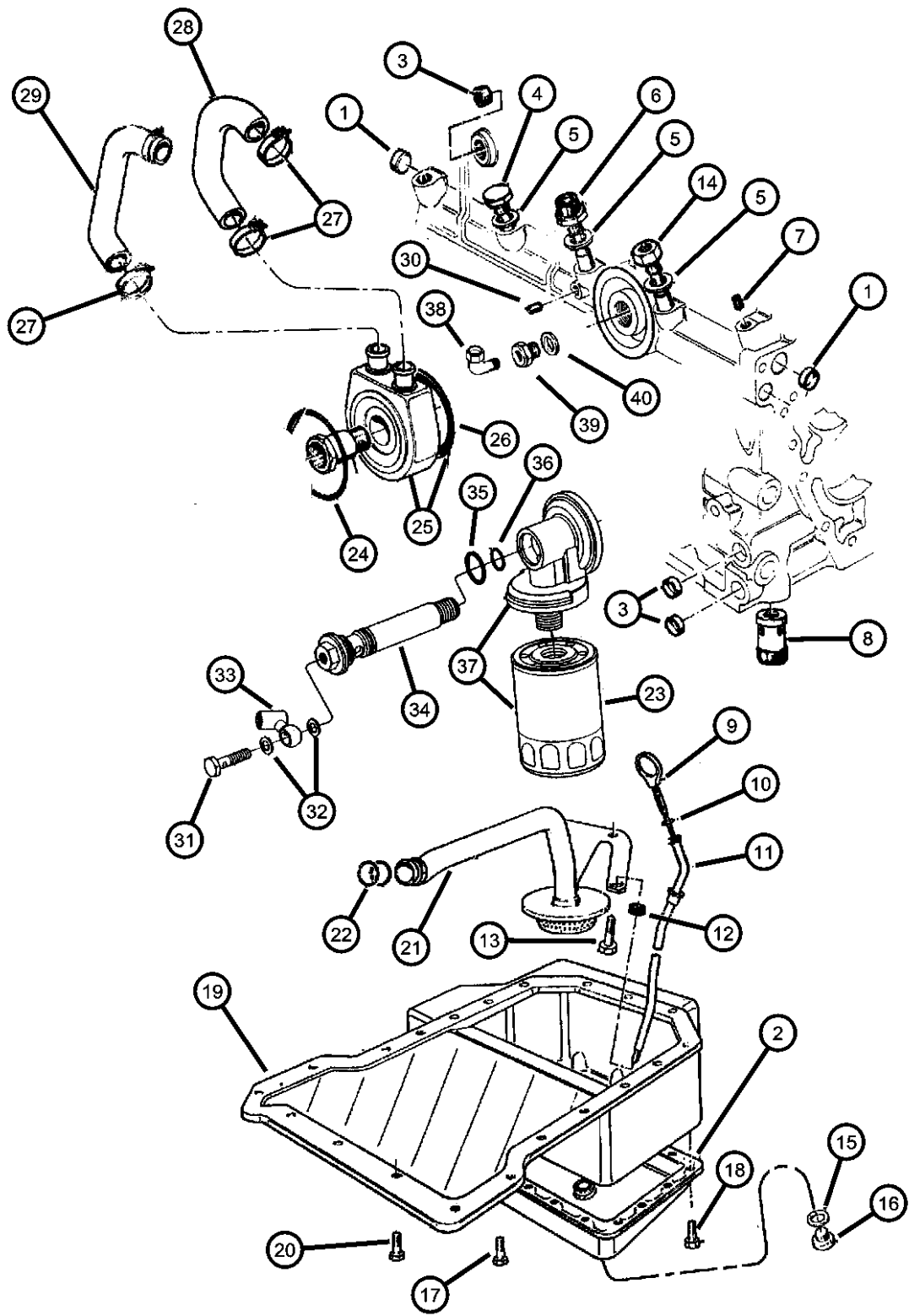
Timing Cover (ENC)
Figure 2.5LD-610

ITEM	PART NUMBER	QTY	LINE	SERIES	BODY	ENGINE	TRANS	TRIM	DESCRIPTION
NOTE: Sales Codes: ENC=2.5L 4 Cyl Turbo Diesel EN0=All 2.5L 4 Cyl Turbo Diesel Engines									
1	04778839	1				EN0			COVER, Timing Belt
2	04720290	1				EN0			GASKET, Engine Oil Plug
3	04720290	1							SCREW, (NOT SERVICED)
4	04720565	3			EN0				WASHER, Tube Bolt
5	04864550	15			EN0				SCREW
6	04720135	3			EN0				BOLT, Hex Head, M8x18
7	05010853AA	1			EN0				COVER, Timing Belt
8	04720304	2			EN0				DOWEL, Front Cover
9	04720136	3			EN0				BOLT, Hex Head, M8x20
10	05003716AB	1			EN0				PUMP, Vacuum
11	05010821AA	3			EN0				INSERT, Vacuum Pump Rotor
12	05010821AA	3							O RING, (NOT SERVICED)
13	04882412	1			EN0				GEAR, Injection Pump
14	04882403	1			EN0				GEAR, Camshaft
15	04723233	1			EN0				PUMP, Engine Oil
16	04720239	1			EN0				O RING, Adaptor Plate
17	05010856AA	1			EN0				SEAL, Timing Belt Cover
18	05003539AA	1			EN0				BOLT



AR = use ase required - = Non illustrated part

Engine Oiling (ENC)
Figure 2.5LD-710

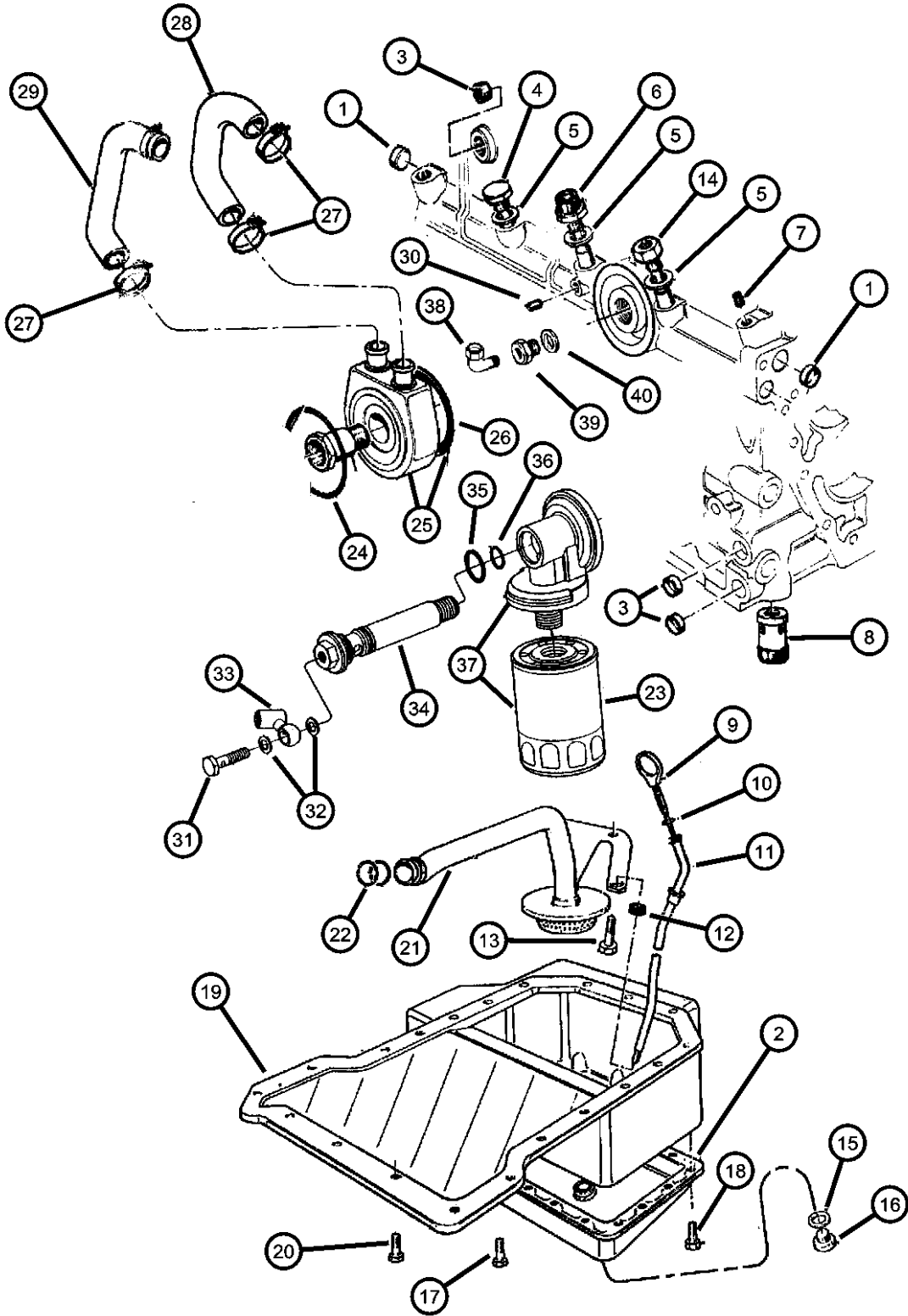


ITEM	PART NUMBER	QTY	LINE	SERIES	BODY	ENGINE	TRANS	TRIM	DESCRIPTION
NOTE: Sales Codes: ENC=2.5L 4 Cyl Turbo Diesel Engine EN0=All 2.5L 4 Cyl Turbo Diesel Engines									
1	04723211	2				EN0			PLUG, Cylinder Block Oil Hole
2	04778933	1				EN0			COVER, Oil Pump
3	04864753	3				EN0			PLUG
4	04720726	2				EN0			BOLT, Oil Feed To Turbo Adapter
5	04720704	4				EN0			WASHER, Oil Pressure Transducer
6	04720709	1				EN0			BOLT, Turbo Oil Feed Adapter
7	04883424AA	2				EN0			PLUG, Cylinder Block
8	05003543AA	1				EN0			VALVE, Oil Pressure Relief
9	04778947	1				EN0			INDICATOR, Engine Oil Level
10	04720373	1				EN0			O RING, Engine Oil Indicator
11	04882408	1				EN0			TUBE, Oil Gauge
12	04720362	1				EN0			GASKET, Engine Oil Indicator Pipe
13	04864550	1				EN0			SCREW
14	04720726	2				EN0			BOLT, Oil Feed To Turbo Adapter
15	04720353	1				EN0			WASHER, Plain
16	04720352	1				EN0			PLUG, Oil Drain
17	04864550	1				EN0			SCREW
18	05003557AA	13				EN0			SCREW
19	04778935	1				EN0			PAN, Engine Oil
20	04864551	20				EN0			SCREW
21	04778937	1				EN0			PICKUP, Engine Oil
22	04720374	2				EN0			O RING, Oil Suction Tube
23	05003558AA	1				EN0			FILTER, Engine Oil
24	04720375	1				EN0			O RING, Oil Filter Base
25	04720366	1				EN0			COOLER, Engine Oil
26	04723217	1				EN0			O RING, Oil Cooler
27	04883924AA	4				EN0			CLAMP, Heater Hose
28	04864578	1				EN0			HOSE, Oil Cooler
29	04778988	1				EN0			HOSE, Engine Oil Cooler
30	04883424AA	2				EN0			PLUG, Cylinder Block
31	04883424AA	2							BOLT, Banjo, (NOT REQUIRED)
32	04883424AA	2							WASHER, Plain, (NOT REQUIRED)
33	04883424AA	2							BOLT, Banjo, (NOT REQUIRED)
34	05003559AA	1				EN0			ADAPTER, Oil Pressure Sender
35	04723334	1				EN0			GASKET, Valve
36	04886305AA	1				EN0			O RING, Oil Filter Adapter
37	05010893AA	1				EN0			BASE, Oil Filter

AR = use ase required - = Non illustrated part

Engine Oiling (ENC)
Figure 2.5LD-710

ITEM	PART NUMBER	QTY	LINE	SERIES	BODY	ENGINE	TRANS	TRIM	DESCRIPTION
38	05014070AA	1				EN0			ADAPTER, Oil Pressure Sender
39	05003544AA	1				EN0			ADAPTER, Oil Pressure Sender
40	04797784	1				EN0			WASHER, Plain, 16.2x19.9x1.5



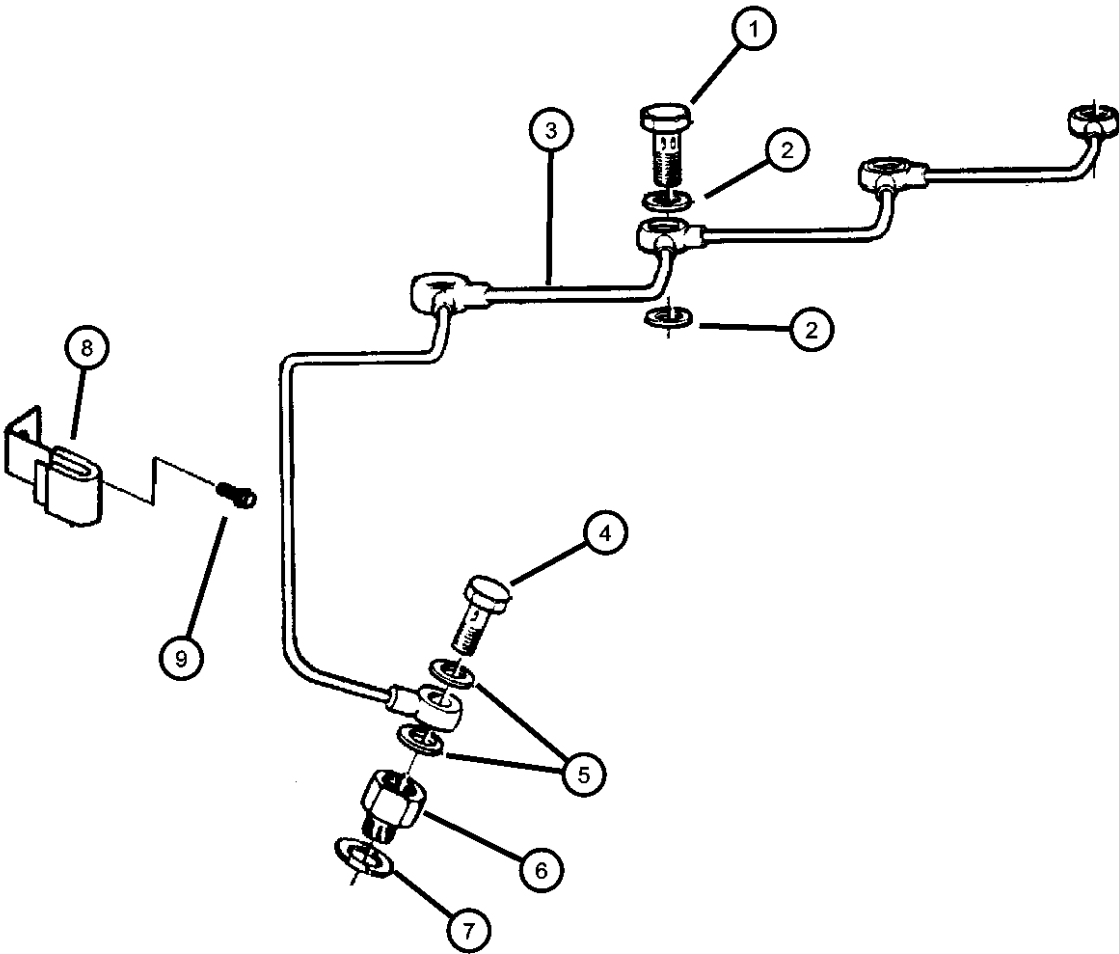
AR = use ase required - = Non illustrated part

Oil Lines (ENC)
Figure 2.5LD-720

ITEM	PART NUMBER	QTY	LINE	SERIES	BODY	ENGINE	TRANS	TRIM	DESCRIPTION
------	----------------	-----	------	--------	------	--------	-------	------	-------------

NOTE:
ENC=2.5L 4 Cyl Turbo Diesel Engine
EN0=All 2.5L 4 Cyl Turbo Diesel Engines

1	04720358	5				EN0			BOLT, Banjo
2	04720554	10				EN0			WASHER, Banjo
3	04864023	1				EN0			TUBE, Oil Feed
4	04720358	5				EN0			BOLT, Banjo
5	04720554	10				EN0			WASHER, Banjo
6	04863777	1				EN0			UNION
7	04720704	4				EN0			WASHER, Oil Pressure Transduser
8	05013828AA	1				EN0			BRACKET, Tube
9	05014071AA	1				EN0			BOLT, M5x10



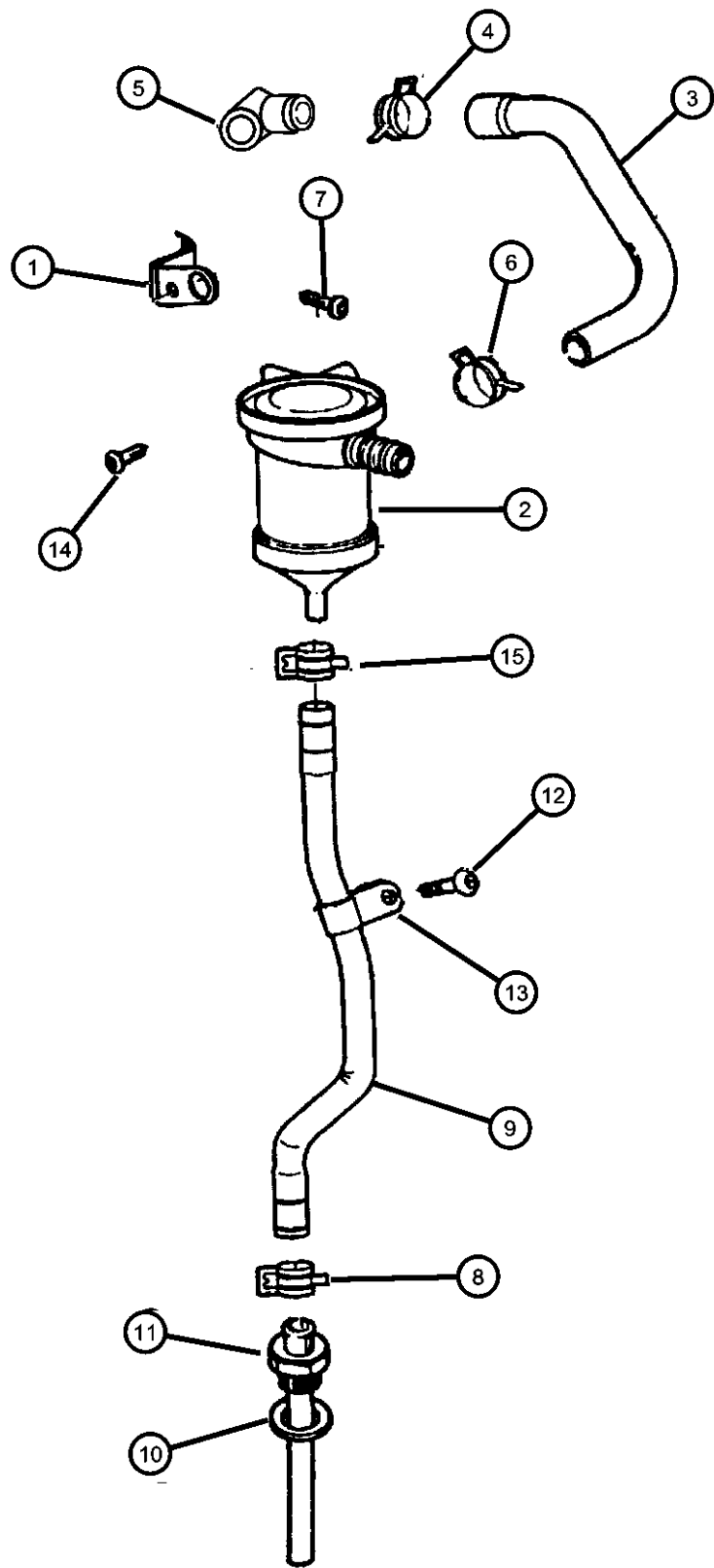
AR = use ase required - = Non illustrated part

Manifold, Intake & Exhaust (ENC)
Figure 2.5LD-810

ITEM	PART NUMBER	QTY	LINE	SERIES	BODY	ENGINE	TRANS	TRIM	DESCRIPTION
NOTE: ENC=2.5L 4 Cyl Turbo Diesel Engine EN0=All 2.5L 4 Cyl Turbo Diesel Engine									
1	05003546AA	1				EN0			GASKET, Intake/Exhaust Manifold
2	05003546AA	1							GASKET PACKAGE, Intake Manifold, (NOT REQUIRED)
3	05014064AA	1				EN0			MANIFOLD, Intake
4	04778957	1				EN0			MANIFOLD, Exhaust
5	04882606	2				EN0			STUD, Turbo Elbow
6	04778960	1				EN0			MANIFOLD, Exhaust
7	04720214	2				EN0			CIRCLIP, Exhaust Manifold
8	05014073AA	1				EN0			BRACKET, Engine Lift
9	04882611	8				EN0			NUT, Lock
10	04778961	8				EN0			NUT
11	04864752	1				EN0			SHIELD, Heat
12	04728183	2				EN0			BOLT, Exhaust Shield
13	04723279	2				EN0			WASHER, Starter
14	05003551AA	1				EN0			BOLT, M6x10
15	04882610	3				EN0			NUT, Lock
16	04796396	1				EN0			BRACKET, Heat Shield
17	04778963	1				EN0			ELBOW, Intake Manifold Vacuum
18	04886291AA	4				EN0			BOLT, Water Manifold
19	04723204	4				EN0			WASHER, Implement Attaching
20	04720207	1				EN0			GASKET, Intake Connector
21	04883425AA	1				EN0			PLUG

AR = use ase required - = Non illustrated part

Crankcase Ventilation (ENC)
Figure 2.5LD-910



ITEM	PART NUMBER	QTY	LINE	SERIES	BODY	ENGINE	TRANS	TRIM	DESCRIPTION
NOTE: ENC=2.5L 4 Cyl Turbo Diesel EN0=All 2.5L 4 Cyl Turbo Diesel Engines									
1	04883452AA	1				EN0			BRACKET, Oil Seperator, Engine
2	04863796	1				EN0			SEPERATOR, Oil
3	04886290AA	1				EN0			PIPE, Oil Separator
4	04886044AA	1				EN0			CLAMP, Heater Hose
5	04720691	1				EN0			ADAPTER, Crankcase Vent
6	04883924AA	1				EN0			CLAMP, Heater Hose
7	04864550	1				EN0			SCREW
8	05003552AA	1				EN0			CLAMP, Oil Seperator Hose
9	04883454AA	1				EN0			TUBE, Oil Separator Drain
10	04720704	1				EN0			WASHER, Oil Pressure Transduser
11	04778942	1				EN0			ADAPTER, Oil Drain Pipe
12	05003554AA	1				EN0			SCREW
13	04886223AA	1				EN0			P CLIP
14	05003553AA	1				EN0			SCREW
15	04886051AA	1				EN0			CLAMP, Heater Hose

AR = use ase required - = Non illustrated part

Group - 11

Exhaust

Group - 11 Exhaust

Illustration Title

Group-Fig. No.

Exhaust System

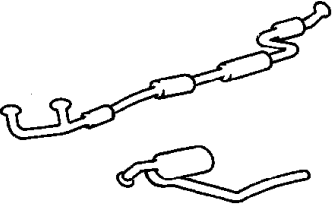
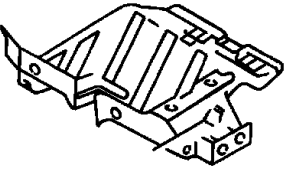
Exhaust System (EPE & ERH)..... Fig. 11 - 110

Exhaust System (ENC) Fig. 11 - 120

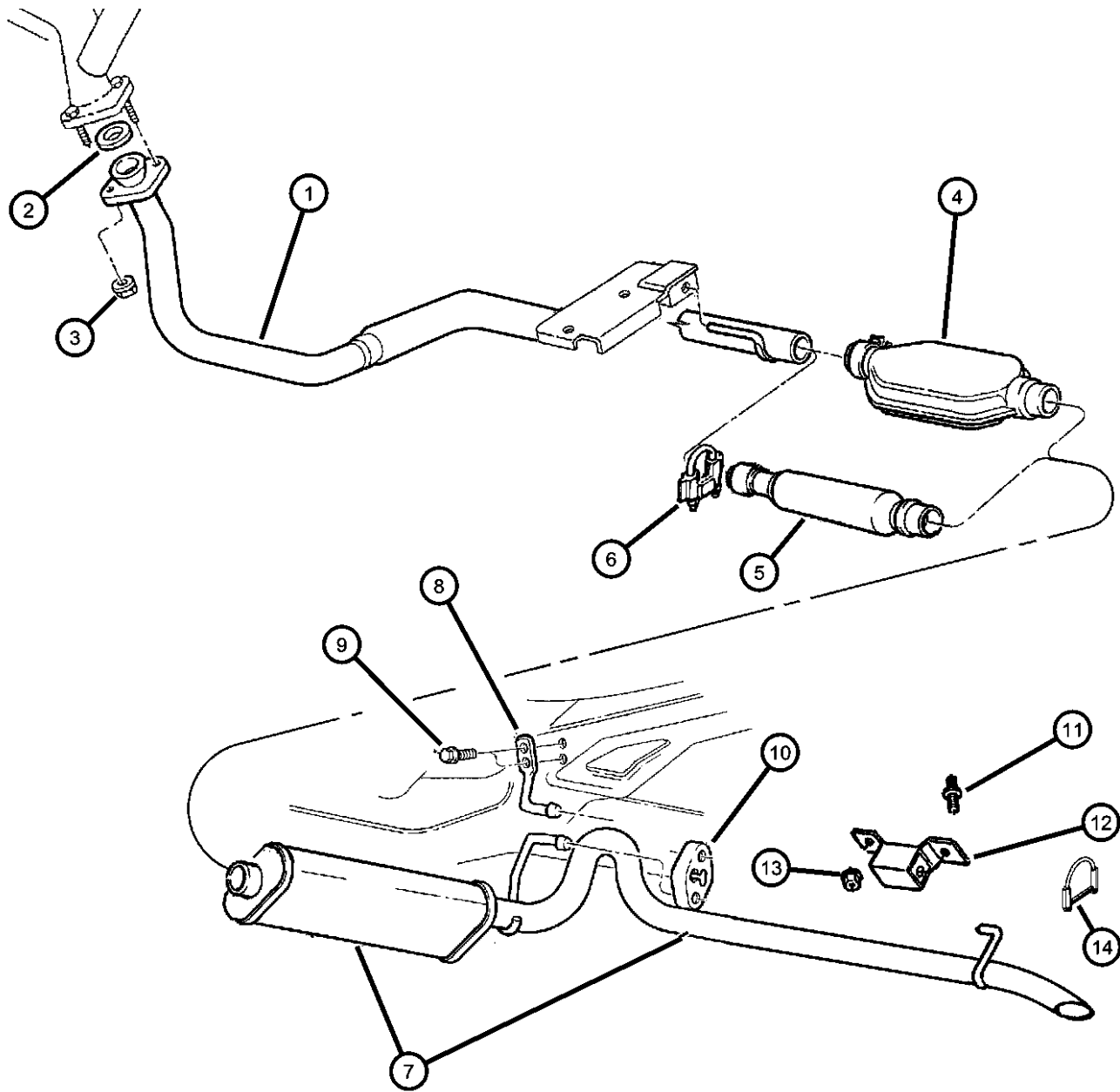
Exhaust System (ENC) Fig. 11 - 125

Heat Shields

Heat Shields Fig. 11 - 210

<div>011-100</div> <div>Exhaust System</div> <div></div>	<div>011-200</div> <div>Heat Shields</div> <div></div>		
--	---	--	--

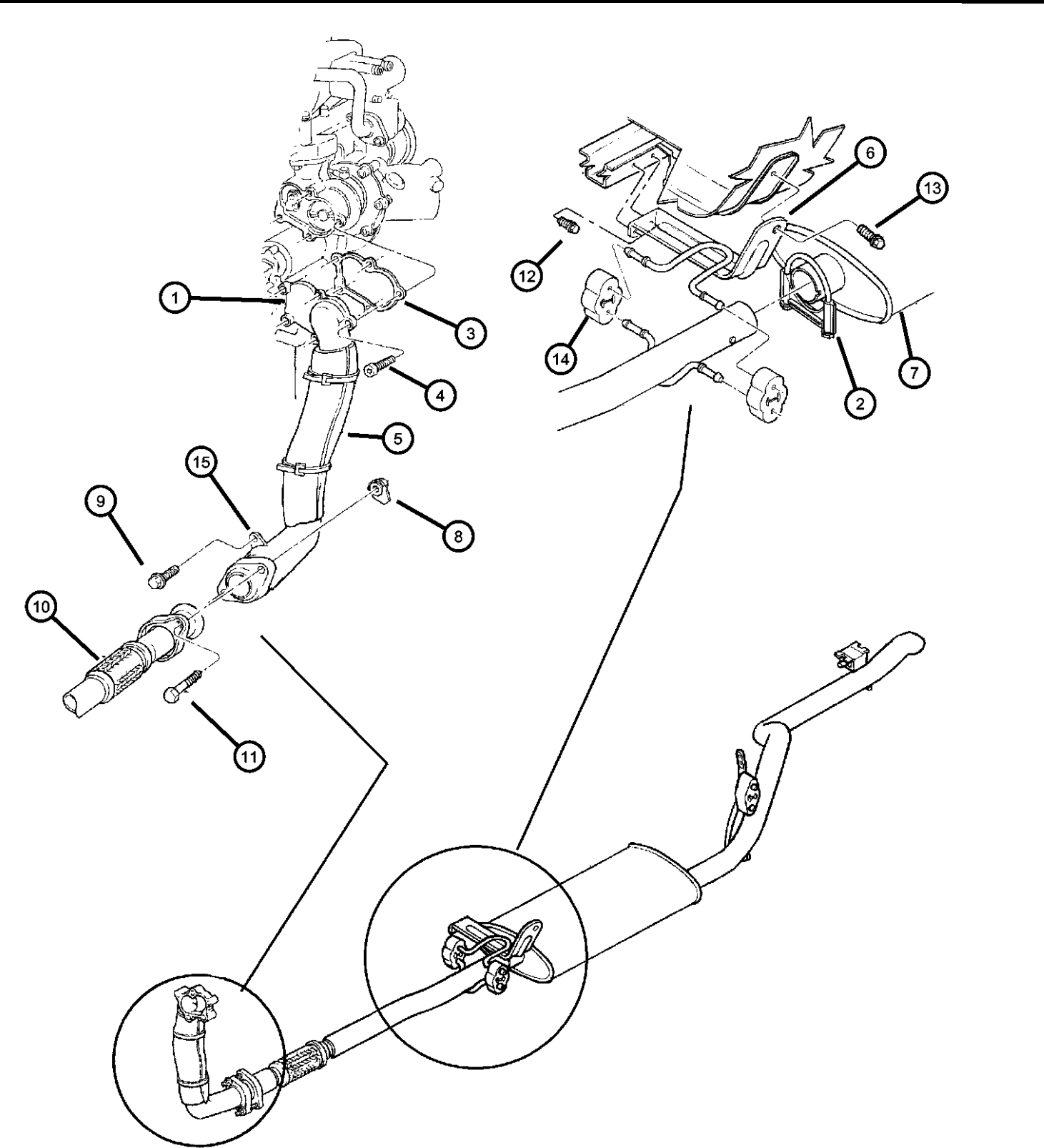
Exhaust System (EPE & ERH)
Figure 11-110



ITEM	PART NUMBER	QTY	LINE	SERIES	BODY	ENGINE	TRANS	TRIM	DESCRIPTION
NOTE: Sales Codes: EPE=2.5L 4 Cyl Engine EP0=All 2.5L Gas Engines ERH=4.0L In-Line 6 Engine ER0=All 4.0L Engines DD0=All 5 Speed Manual Transmissions									
1									PIPE, Exhaust
	52021047AF	1				EP0			Argentina
	52101193AE	1				ER0			
	56022545AA	1				EP0			Venezuela
2	52005431	1				ER0			SEAL, Exhaust
	E0031598								Mopar V-Line Alternative Part
3	J4005142	2				EP0, ER0			NUT, Hex Flange Lock
4	52019480AE	1				EP0, ER0			CONVERTER, Catalytic
5	52019500AC	1				EP0, ER0			RESONATOR, Exhaust
6	52018424AB	1				EP0, ER0			CLAMP, Exhaust
7									MUFFLER AND TAILPIPE, Exhaust
	52101052AD	1				EP0			
	E0017340								Dynomax Cat Back Single Exhaust
	52101262AE	1				ER0			
	E0017340								Dynomax Cat Back Single Exhaust
8	52002403	1							HANGER, Exhaust
9	J4001933	2							SCREW, Hex Flange Head, .312-x18x.875
10	52001759	1							INSULATOR, Exhaust
11	52001759	1							STUD, Collared, M12x1.75x62, (NOT SERVICED)
12	52001511	1							BRACKET, Tailpipe
13	06100055	2							NUT AND WASHER, Hex Nut-Coned Washer, M12 x 1.75
14	52002144AB	1							CLAMP, Exhaust

AR = use ase required - = Non illustrated part

Exhaust System (ENC)
Figure 11-120



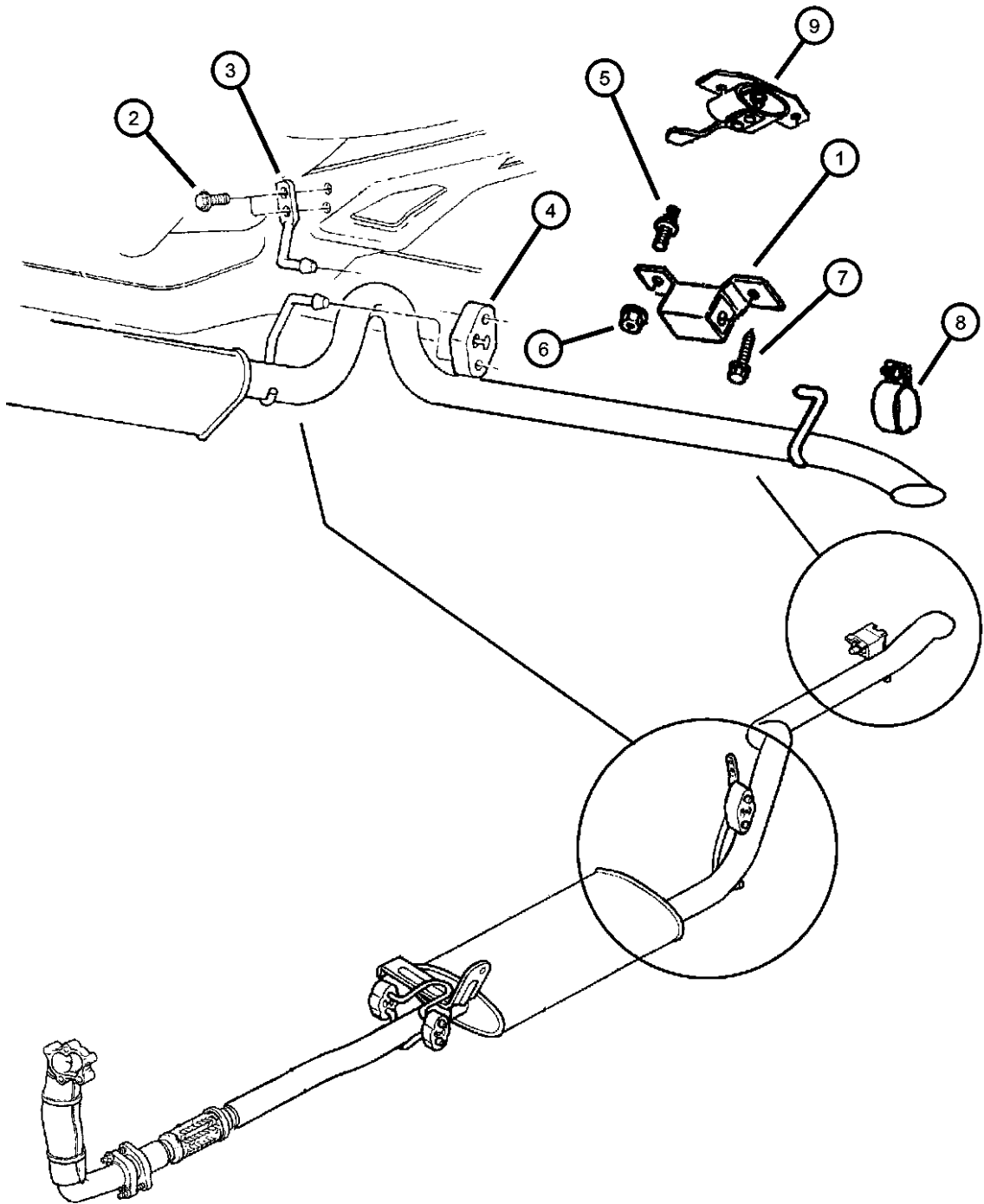
ITEM	PART NUMBER	QTY	LINE	SERIES	BODY	ENGINE	TRANS	TRIM	DESCRIPTION
------	----------------	-----	------	--------	------	--------	-------	------	-------------

NOTE:
Sales Codes:
EN0=All 2.5L Diesel Engines

1	52019388	1				ENC			ADAPTER, Turbo
2	52002144AB	1							CLAMP, Exhaust
3	52018875	1				EN0			GASKET, Turbo Adapter
4	06504070	5				ENC			SCREW, M8-1.25
5	52079405	1				EN0			SHIELD, Heat
6	52101056	1				EN0			HANGER, Muffler
7	52101063AC	1				EN0			MUFFLER AND TAILPIPE, Exhaust
8	06031959	3				EN0			NUT, Hex Flange Lock
9	J4001933	2							SCREW, Hex Flange Head, .312-x18x.875
10	52101111AD	1				EN0			PIPE, Exhaust
11	06034501	3				EN0			SCREW, Hex Head Header Point, .375-16x1.375
12	06101786	2				EN0			SCREW, Self Tapping, M6x1x15
13	06100574	1				EN0			BOLT AND CONED WASHER, Hex Head, M8x20x17
14	52017607	2				EN0			INSULATOR, Exhaust
	E0036369								Mopar V-Line Alternative Part
15	52018818AC	1				EN0			FLANGE, Exhaust Pipe

AR = use ase required - = Non illustrated part

Exhaust System (ENC)
Figure 11-125



ITEM	PART NUMBER	QTY	LINE	SERIES	BODY	ENGINE	TRANS	TRIM	DESCRIPTION
------	-------------	-----	------	--------	------	--------	-------	------	-------------

NOTE:
Sales Codes:
EN0=All 2.5L Diesel Engines

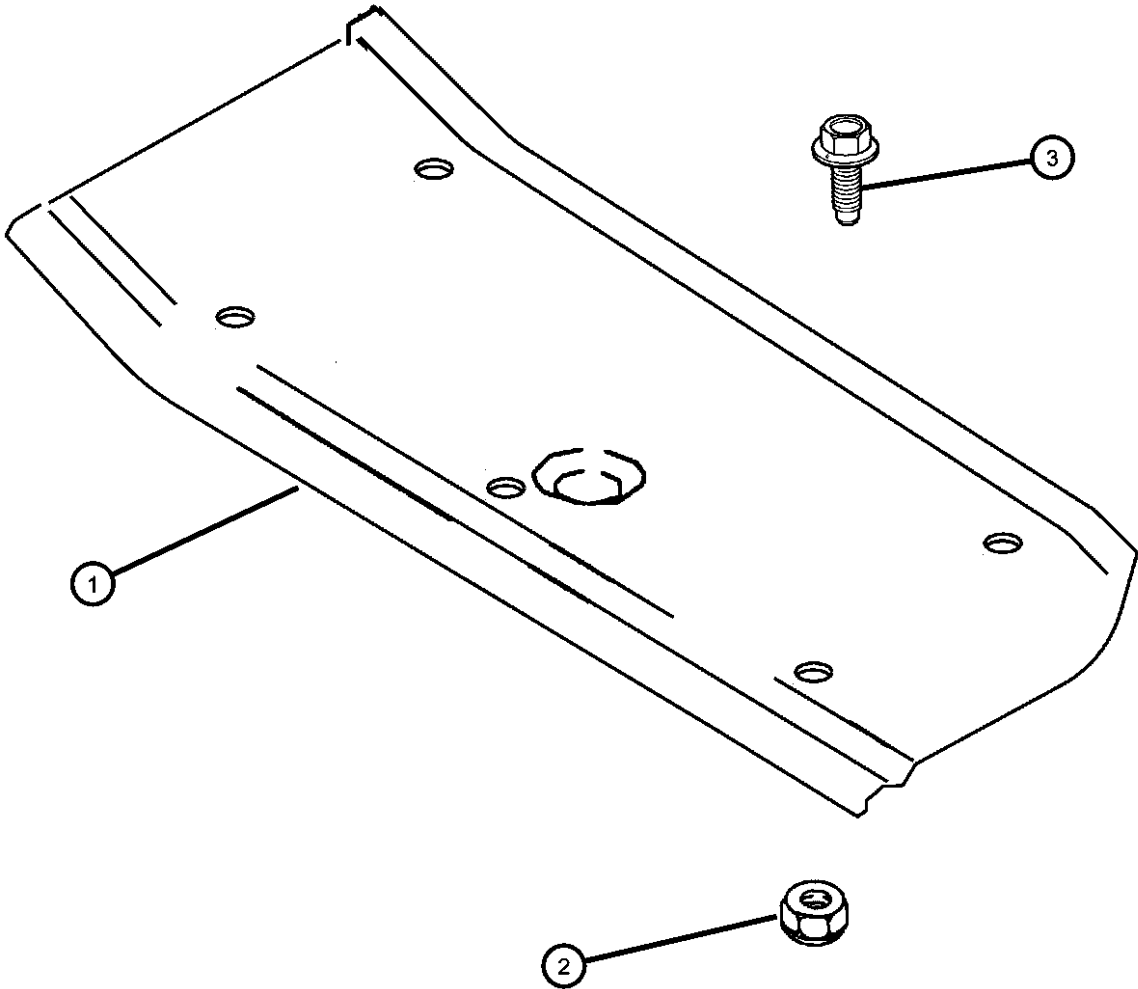
1	52018818AC	1							BRACKET, Tailpipe, (NOT REQUIRED)
2	J4200402	4							SCREW, Hex Flange Head, M8x1.25x30
3	52002403	1							HANGER, Exhaust
4	52001759	1							INSULATOR, Exhaust
5	52001759	1							STUD, Collared, M12x1.75x62, (NOT SERVICED)
6	52001759	1							NUT AND WASHER, Hex Nut-Coned Washer, M12 x 1.75, (NOT SERVICED)
7	34201964	2							BOLT, Hex Flange Head, M12x1.75x40
8	52002144AB	1							CLAMP, Exhaust
9	52101097AC	1							HANGER, Tailpipe

AR = use ase required - = Non illustrated part

Heat Shields
Figure 11-210

ITEM	PART NUMBER	QTY	LINE	SERIES	BODY	ENGINE	TRANS	TRIM	DESCRIPTION
------	----------------	-----	------	--------	------	--------	-------	------	-------------

NOTE: Sales Codes:EPE=2.5L 4 Cyl Engine EP0=All 2.5L Engines ERH=4.0L In-Line 6 Engines ER0=All 4.0L In-Line 6 Engines									
1	55235811AB	1				EP0, ER0			SHIELD, Muffler
2	J0120375	5				EP0, ER0			NUT, Hex, .250-20
3	J0120375	5							SCREW, (NOT SERVICED)



AR = use ase required - = Non illustrated part

Group - 13

Frames and Bumpers

Group - 13 Frames and Bumpers

Illustration Title

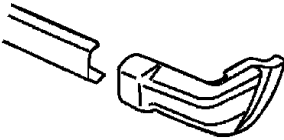
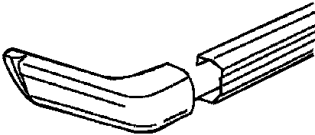
Group-Fig. No.

Front Bumper and Fascia
Bumper, Front

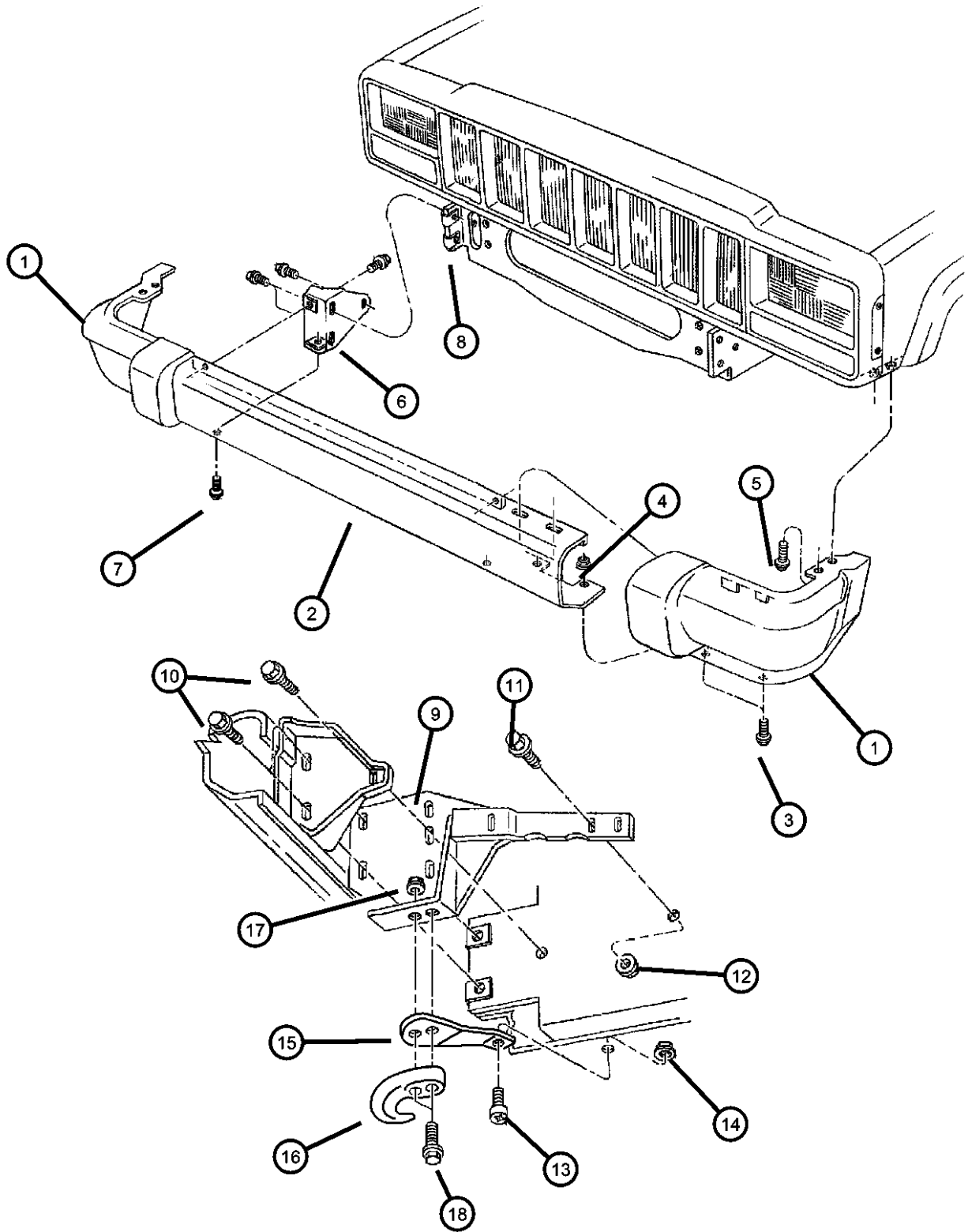
Rear Bumper and Fascia
Bumper, Rear.....

Fig. 13 - 210

Fig. 13 - 310

<div><div>013-200</div><div>Front Bumper and Fascia</div><div></div></div>	<div><div>013-300</div><div>Rear Bumper and Fascia</div><div></div></div>		
--	--	--	--

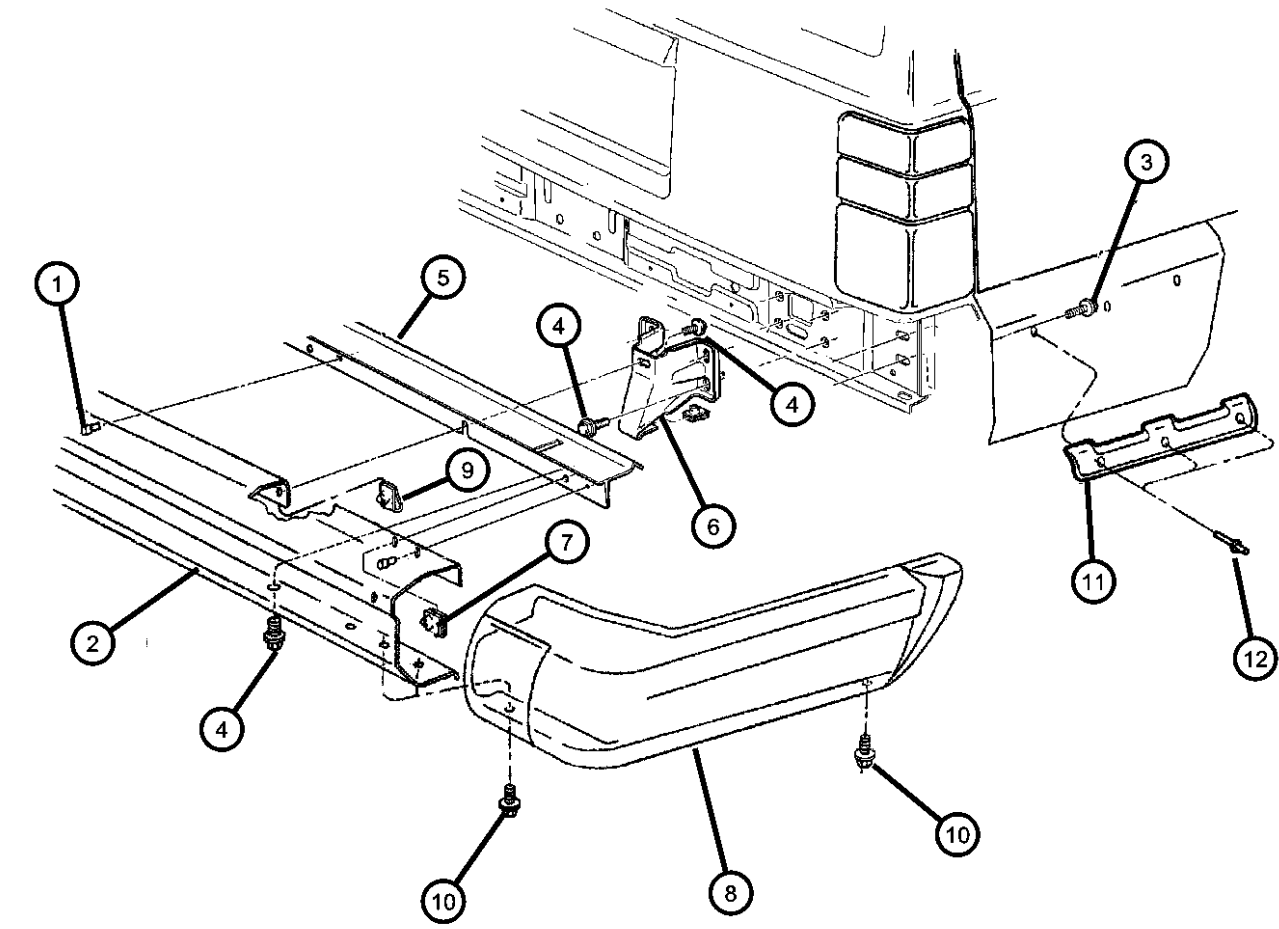
Bumper, Front
Figure 13-210



ITEM	PART NUMBER	QTY	LINE	SERIES	BODY	ENGINE	TRANS	TRIM	DESCRIPTION
1	5DY00TZZAC	1							END CAP, Bumper
	5DY01TZZAC	1							Service Dealer Paint, Right
	5DY01TZZAC	1							Service Dealer Paint, Left
2	5EE85JX8AC	1							BAR, Bumper Front - Painted, Service Dealer Paint
3	5EE85JX8AC	1							BOLT AND CONED WASHER, Hex Head, M6x20x12.5, (NOT SERVICED)
4	06101694	4							NUT, M6x1.00
5	06504249	4							SCREW, Hex Head, M6x1x20
6									BRACKET, Bumper
	55175268AB	1							Right
	55175269AB	1							Left
7	11500662	2							NUT, U Type, M10 x 1.50
8	34201540	2							BOLT AND WASHER, Implement Attaching
9									BRACKET, Front Bumper
	52001976AB	1							Right
	52001977AB	1							Left
10	34202219	4							BOLT AND WASHER, Hex Head
11	34202388	1							BOLT, Button Head Torx, M14 x 2.0 x 80
12	06502698	1							NUT
13	06505086AA	2							BOLT, Hex Head, M10x1.50x20
14	06502135	1	J, T						NUT, Hex Flange, M10x1.5
15									BRACE, Tow Hook
	52001972	1							Right
	52001973	1							Left
16	52057999AB	2							HOOK, Tow
17	06502697	4							NUT, Hex Flange Lock, M12x1.75
18	11505098	2							BOLT, Hex Flange Head, M12x1.75x60
-19	5EF08DX9	1							DEFLECTOR, Air, Sport Decor Group, Black
-20	06035944AA	3							RIVET
-21	52003479	1							BRACKET, License Plate

AR = use ase required - = Non illustrated part

Bumper, Rear
Figure 13-310

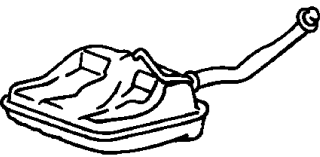
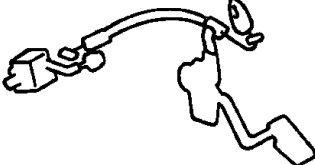

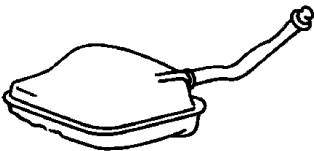

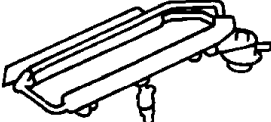
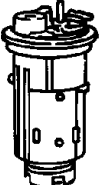

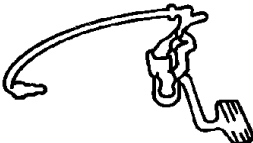
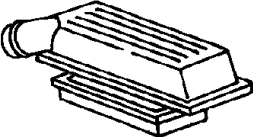

	ITEM	PART NUMBER	QTY	LINE	SERIES	BODY	ENGINE	TRANS	TRIM	DESCRIPTION
	1	34202855	4							RIVET, M5x20.00 Plastic
	2	5EE84JX8AE	1							BUMPER, Rear, Service Dealer Paint, Right
	3	06503270	2	U		74				SCREW, Hex Head, M8x1.25x30
	4	34201540	4							BOLT AND WASHER, Implement Attaching
	5	55026542	1							SHIELD, Bumper
	6	55175261AD	2							BRACKET, Bumper
	7	55175261AD	2							U-NUT, M8x1.25, (NOT SERVICED)
	8									END CAP, Bumper
		5DY08DX8	1							Black, Right
		5DY08MS4	1							Warm Silver, Right
		5DY08PR4	1							Graphic Red, Right
		5DY08SW1	1							White, Right
		5DY08TCN	1							Amethyst, Right
		5DY08TTK	1							Taupe Frost, Right
		5DY08VAW	1							Red Orange, Right
		5DY08WPT	1							Everglade, Right
		5DY09DX8	1							Black, Left
		5DY09MS4	1							Warm Silver, Left
		5DY09PR4	1							Graphic Red, Left
		5DY09SW1	1							White, Left
		5DY09TCN	1							Amethyst, Left
		5DY09TTK	1							Taupe Frost, Left
		5DY09VAW	1							Red Orange, Left
		5DY09WPT	1							Everglade, Left
	9	11500662	4							NUT, U Type, M10 x 1.50
	10	06101455	4							SCREW AND WASHER, Hex Head, M6x1x20
	11	55175692	1							BRACKET
	12	06035122	4							RIVET, .187x.70 Black

AR = use ase required - = Non illustrated part

Group - 14
Fuel

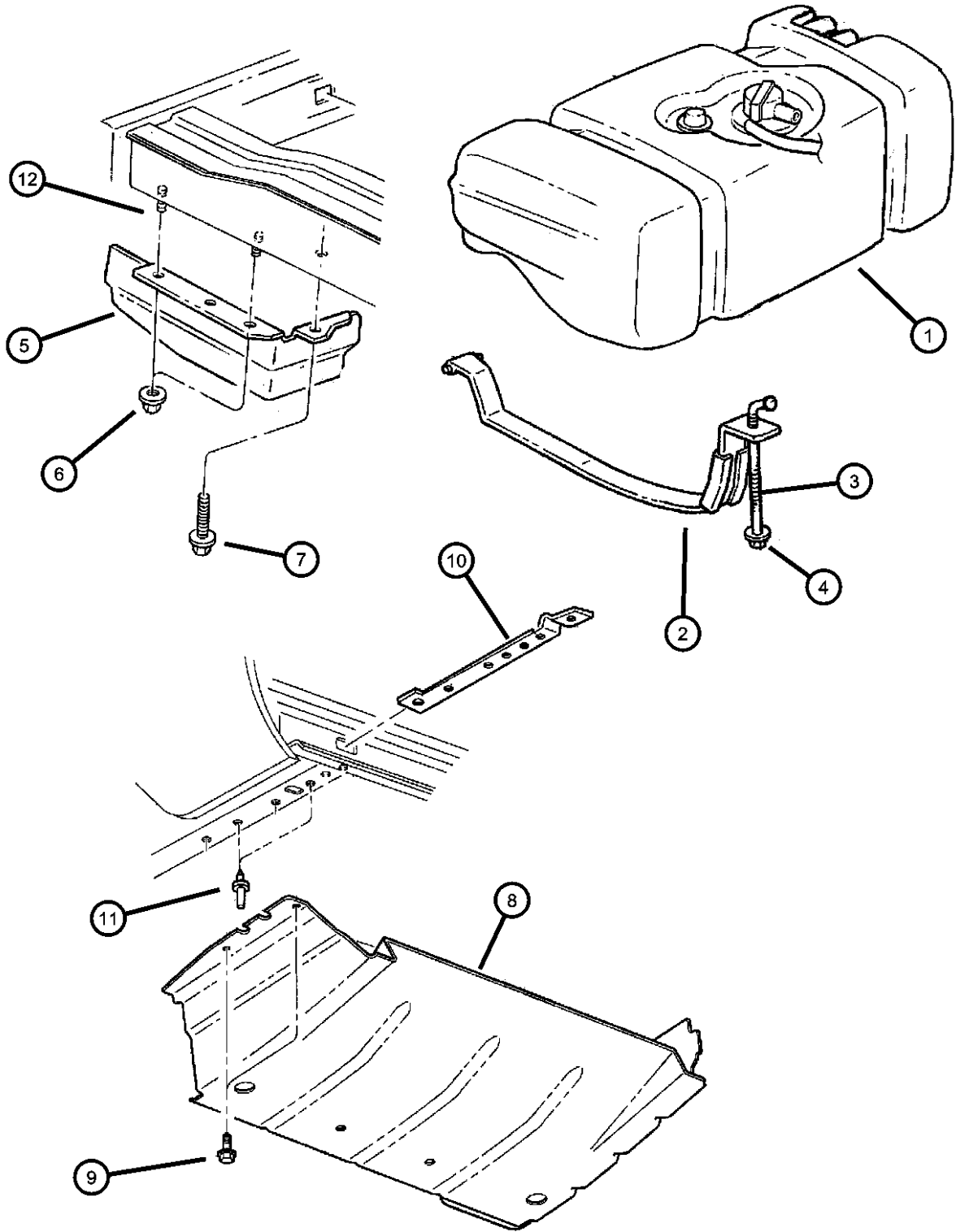
Group - 14 Fuel

Illustration Title Group-Fig. No.

014-100 Tank, Fuel 	014-1000 Speed Control 	014-1100 Accelerator Pedal 	014-200 Fuel Tank Filler Tube 
014-300 Fuel Lines 	014-400 Fuel Rail 	014-500 Fuel Pump and Sending Unit 	014-600 Throttle Body 
014-700 Throttle Controls 	014-800 Air Cleaner 	014-900 Air Intake System 	

Tank, Fuel	
Tank, Fuel.....	Fig. 14 - 120
Fuel Tank Filler Tube	
Fuel Tank Filler Tube.....	Fig. 14 - 210
Fuel Lines	
Fuel Lines, Front	Fig. 14 - 310
Fuel Lines, Rear.....	Fig. 14 - 320
Fuel Lines, Front	Fig. 14 - 330
Fuel Lines, Rear.....	Fig. 14 - 340
Fuel Rail	
Fuel Injection System (EPE & ERH).....	Fig. 14 - 410
Fuel Injection System (ENC)	Fig. 14 - 420
Fuel Injection Pump (ENC).....	Fig. 14 - 460
Fuel Pump and Sending Unit	
Fuel Pump & Sending Unit	Fig. 14 - 510
Throttle Body	
Throttle Body	Fig. 14 - 610
Turbocharger	Fig. 14 - 620
Throttle Controls	
Throttle Controls.....	Fig. 14 - 710
Air Cleaner	
Air Cleaner.....	Fig. 14 - 810
Air Cleaner.....	Fig. 14 - 820
Air Intake System	
Air Intake System	Fig. 14 - 910
Speed Control	
Speed Control	Fig. 14 - 1010
Accelerator Pedal	
Accelerator Pedal	Fig. 14 - 1110

Tank, Fuel
Figure 14-120

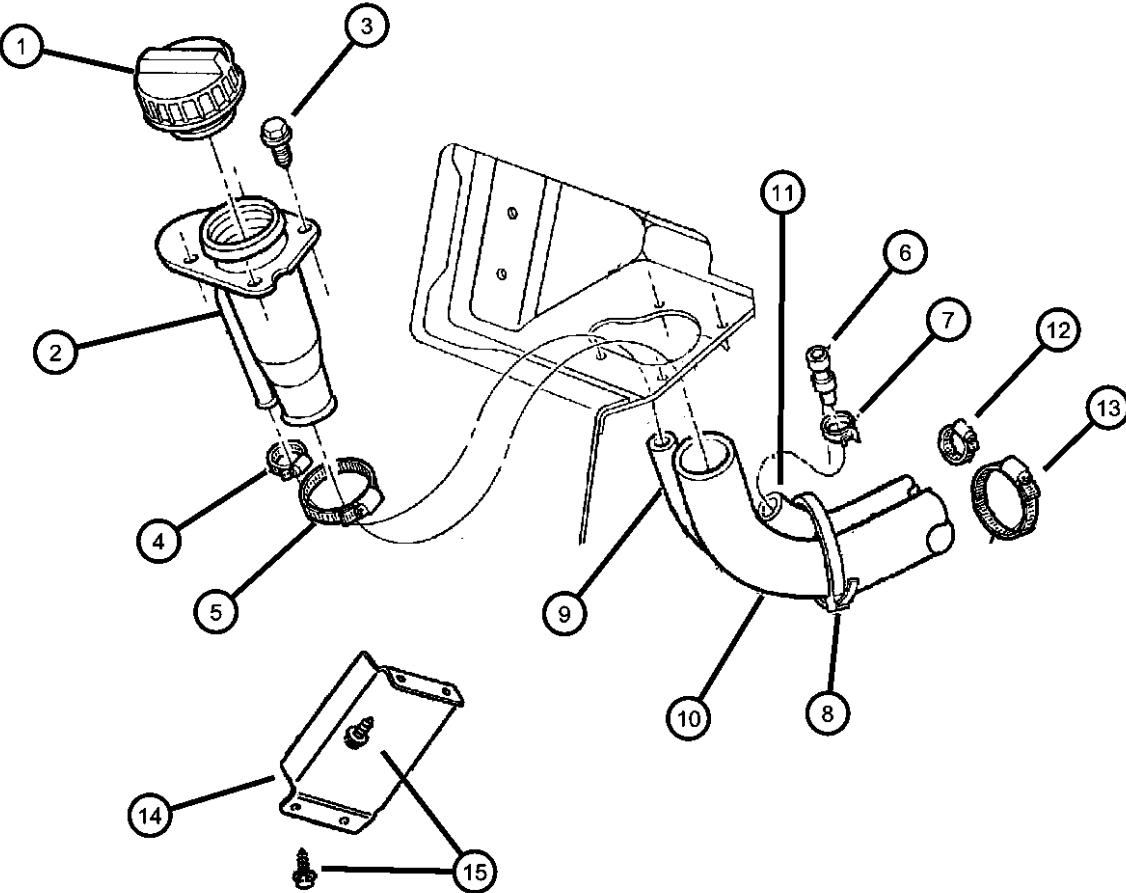


NOTE:
Sales Codes:
EPE=2.5L 4 Cyl Engine
EP0=All 2.5L Gas Engines
ENC=2.5L 4 Cyl Turbo Diesel
EN0=All 2.5L Diesel Engines
ERH=4.0L In-Line 6 Engine
ER0=All 4.0L In-Line 6 Engines

ITEM	PART NUMBER	QTY	LINE	SERIES	BODY	ENGINE	TRANS	TRIM	DESCRIPTION
1	52100179	1				EP0, ER0 EN0			TANK, Fuel
2	52100009AB	2							STRAP, Fuel Tank
3	52100362AA	2							J BOLT, Fuel Tank Support
4	06034955	2							NUT, Hex Flange Lock, .375-16
5	52100338AA	1							SHIELD, Fuel Tank
6	06100055	2							NUT AND WASHER, Hex Nut-Coned Washer, M12 x 1.75
7	06101777	4							SCREW, Hex Flange Head Tapping, M6x1.00x20.00
8	52100328AA	1							PLATE, Skid
9	34201964	2							BOLT, Hex Flange Head, M12x1.75x40
10	52001174	1							REINFORCEMENT, Sill Right
	52001175	1							Left
11	52001175	1							RIVET, (NOT SERVICED)
12	06505137AA	2							STUD, M12x1.75x72.00

AR = use ase required - = Non illustrated part

Fuel Tank Filler Tube
Figure 14-210

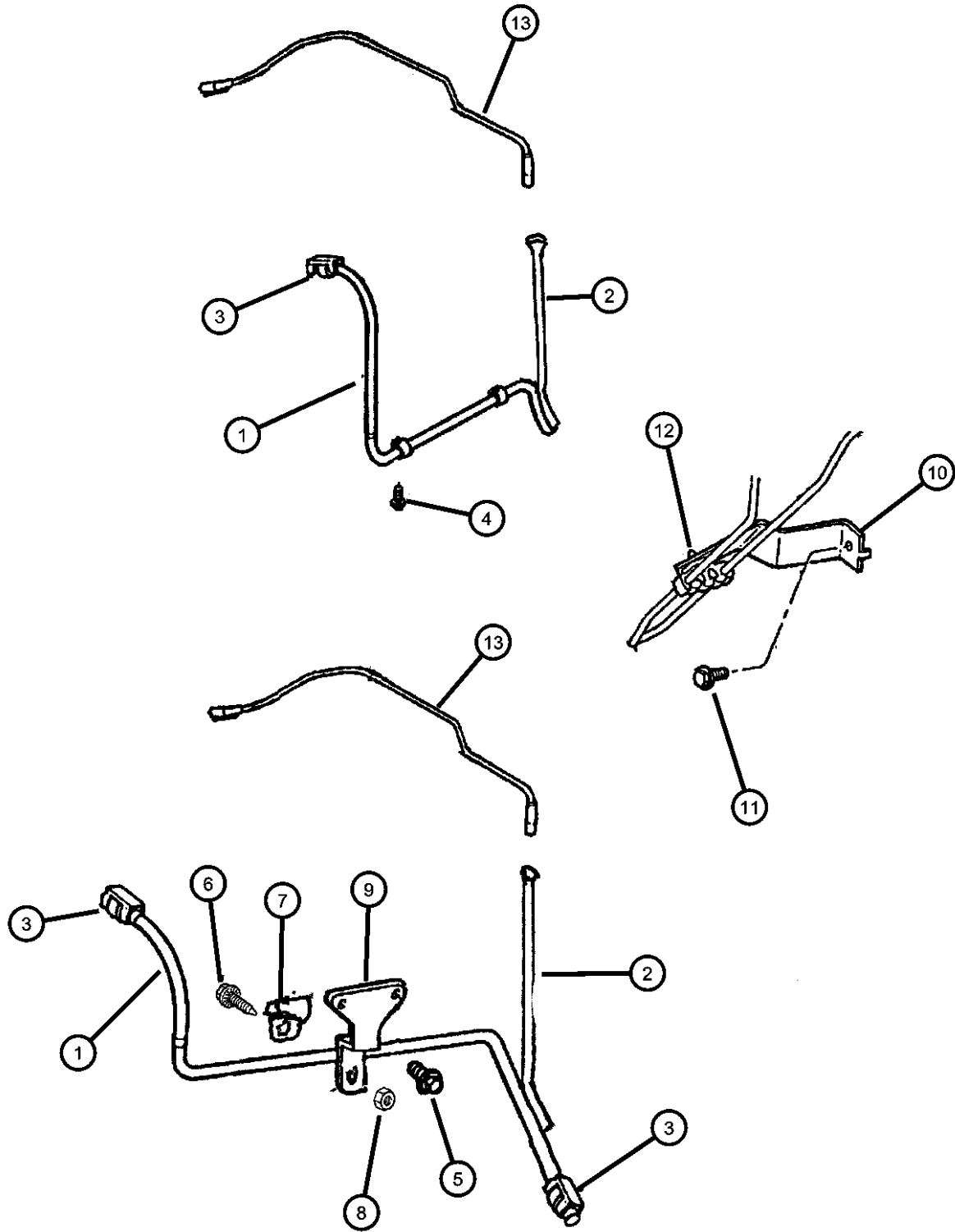


NOTE:
Sales Codes:
EPE=2.5L 4 Cyl Engine
EP0=All 2.5L Gas Engines
ENC=2.5L 4 Cyl Turbo Diesel
EN0=All 2.5L Diesel Engines
ERH=4.0L In-Line 6 Engine
ER0=All 4.0L In-Line 6 Engines

ITEM	PART NUMBER	QTY	LINE	SERIES	BODY	ENGINE	TRANS	TRIM	DESCRIPTION
1	52100205	1							CAP, Fuel Filler Without Lock
	52100239	1							With Lock
2	52100173AB	1							TUBE, Fuel Filler With (NAC)
	52100174AB	1							With (NAB or NZA)
3	00154236	4							SCREW, Stake, .19-24
4	J3203077	1							CLAMP, Hose
5	J3203077	1							CLAMP, (NOT SERVICED)
6	J3187999	1							VENT, Axle
7	06502081	1				EN0			CLAMP, Oil Cooler Line
		1				EP0, ER0			
8	04641780	1							STRAP, Tie
9	52100131AC	1				EP0, ER0			HOSE, Fuel Filler
		1				EN0			
10	52100132	1				EP0, ER0			HOSE, Fuel Filler Vent
		1				EN0			
11	52018866	1				EN0			TUBE, Vent
12	52018866	1							CLAMP, HOSE CLAMP, (NOT SERVICED)
13	52018866	1							CLAMP, HOSE CLAMP, (NOT SERVICED)
14	55003285AB	1							SHIELD, Heat
15	34201895	2							SCREW, Hex Head Tapping, M6.3x1.81x16.00

AR = use ase required - = Non illustrated part

Fuel Lines, Front
Figure 14-310



ITEM	PART NUMBER	QTY	LINE	SERIES	BODY	ENGINE	TRANS	TRIM	DESCRIPTION
NOTE: Sales Codes: EPE= 2.5L 4 Cyl Engine EP0=All 2.5L Gas Engines ERH=4.0L In-Line 6 Engine ER0=All 4.0L In-Line 6 Engines									
1									BUNDLE, Fuel Line
	52100135AE	1				EP0			
	52100349AA	1				ER0			
2	52100162AE	1				EP0, ER0			TUBE, Fuel Vapor
3									CLIP, Fuel Line
	52127788	2				ER0			
		2				EP0			
4									SCREW, Self Tapping, M6x1x15
	06101786	2				EP0			
		2				ER0			
5	06505600AA	1				ER0			STUD
6	06505600AA	1							SCREW AND WASHER, Hex Head, M6x1x18, (NOT SERVICED)
7	06505600AA	1							CLIP, Fuel Line, (NOT SERVICED)
8	06505600AA	1							NUT AND WASHER, Hex Nut-Coned Washer, M6 x 1.00, (NOT SERVICED)
9									CLIP, Fuel Line
	06505648AA	2				EP0			
		1				ER0			
10	52100314AA	1							BRACKET, Fuel Line
11	34201895	2							SCREW, Hex Head Tapping, M6.3x1.81x16.00
12	34201895	2							CLIP, Fuel Line, (NOT SERVICED)
13	52100039AC	1	J, T			EP0, ER0			TUBE, Fuel Vapor

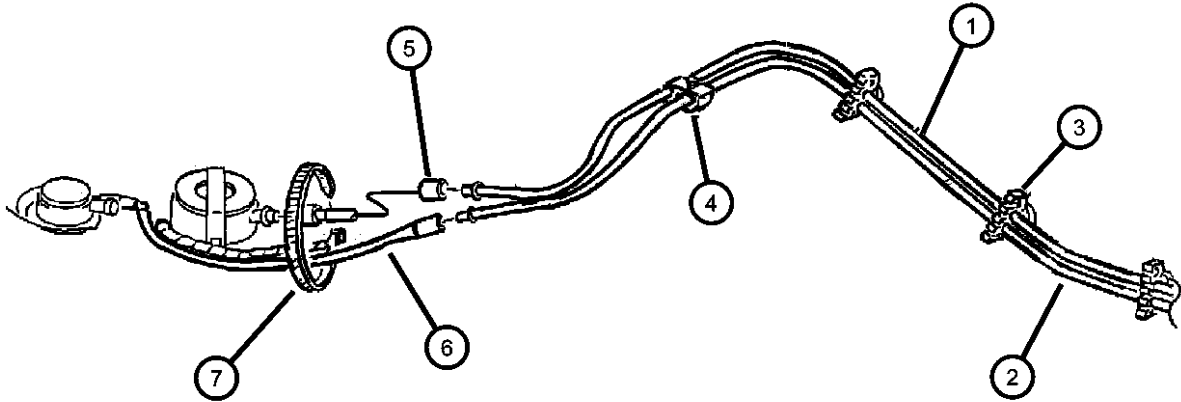
AR = use ase required - = Non illustrated part

Fuel Lines, Rear
Figure 14-320

ITEM	PART NUMBER	QTY	LINE	SERIES	BODY	ENGINE	TRANS	TRIM	DESCRIPTION
------	----------------	-----	------	--------	------	--------	-------	------	-------------

NOTE:
Sales Codes:
EPE=2.5L 4 Cyl Engine
EP0=All 2.5L 4 Cyl Engines
ERH=4.0L In-Line 6 Engine
ER0=All 4.0L In-Line 6 Engines

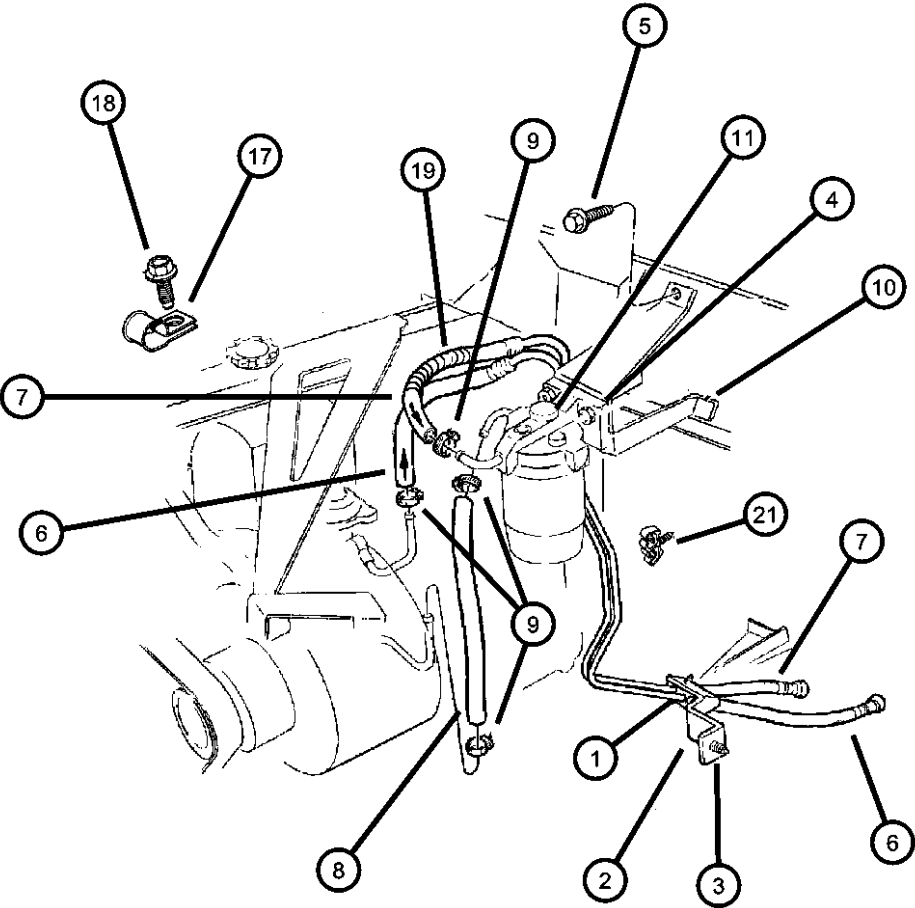
1	52127896	1							TUBE, Fuel Supply
2	52100162AE	1				EP0, ER0			TUBE, Fuel Vapor
3	52100286AC	7							CLIP, 5 Way
4	04612871AB	1							CLIP, Fuel Bundle
5	52100037AB	1				EP0, ER0			TUBE, Fuel Supply
6	52100035	1				EP0, ER0			TUBE, Fuel Vapor
7	04641780	1							STRAP, Tie



AR = use ase required - = Non illustrated part

Fuel Lines, Front
Figure 14-330

ITEM	PART NUMBER	QTY	LINE	SERIES	BODY	ENGINE	TRANS	TRIM	DESCRIPTION
NOTE: ENC=2.5L 4 Cyl Turbo Diesel EN0=All 2.5L Diesel Engines									
1	52100286AC	7							CLIP, 5 Way
2	52100314AA	1							BRACKET, Fuel Line
3	34201381	4							SCREW, Hex Flange Head Tapping, M6x1.00x20.00
4	06101675	2				EN0			NUT, Hex Flange Lock, M8x1.25
5	06101675	2							SCREW AND WASHER, .190-16x.500, (NOT SERVICED)
6	52100079	1				EN0			TUBE, Fuel Return
7	52100107	1				EN0			TUBE, Fuel Supply
8	04443176	1	J, T			EN0			HOSE, Fuel, .31 I.D. 50 Foot Roll
9	06502081	1				EN0			CLAMP, Oil Cooler Line
10	53030927	1	J, T			EN0			BRACKET, Fuel Filter
11	04723905	1				EN0			FILTER, Fuel, Consists of: #12,13,14,15,16
-12	04723899	1				EN0			HEAD, Fuel Filter
-13	04723901	1				EN0			VALVE KIT, Fuel Filter Check
-14	04723905	1				EN0			FILTER, Fuel
-15	04723906	1				EN0			BOWL, Fuel Filter
-16	04723907	1				EN0			DRAIN, Fuel Filter Bowl
17	34202997	1				EN0			CLIP, Wrap Around Sealing
18	06101777	1				EN0			SCREW, Hex Flange Head Tapping, M6x1.00x20.00
19	04592145	1				EN0			SLEEVE, Braided
-20	04546594	1				EN0			SLEEVE, Braided Expandable
21	52100077	1				EN0			CLIP, Tube, 2 Way



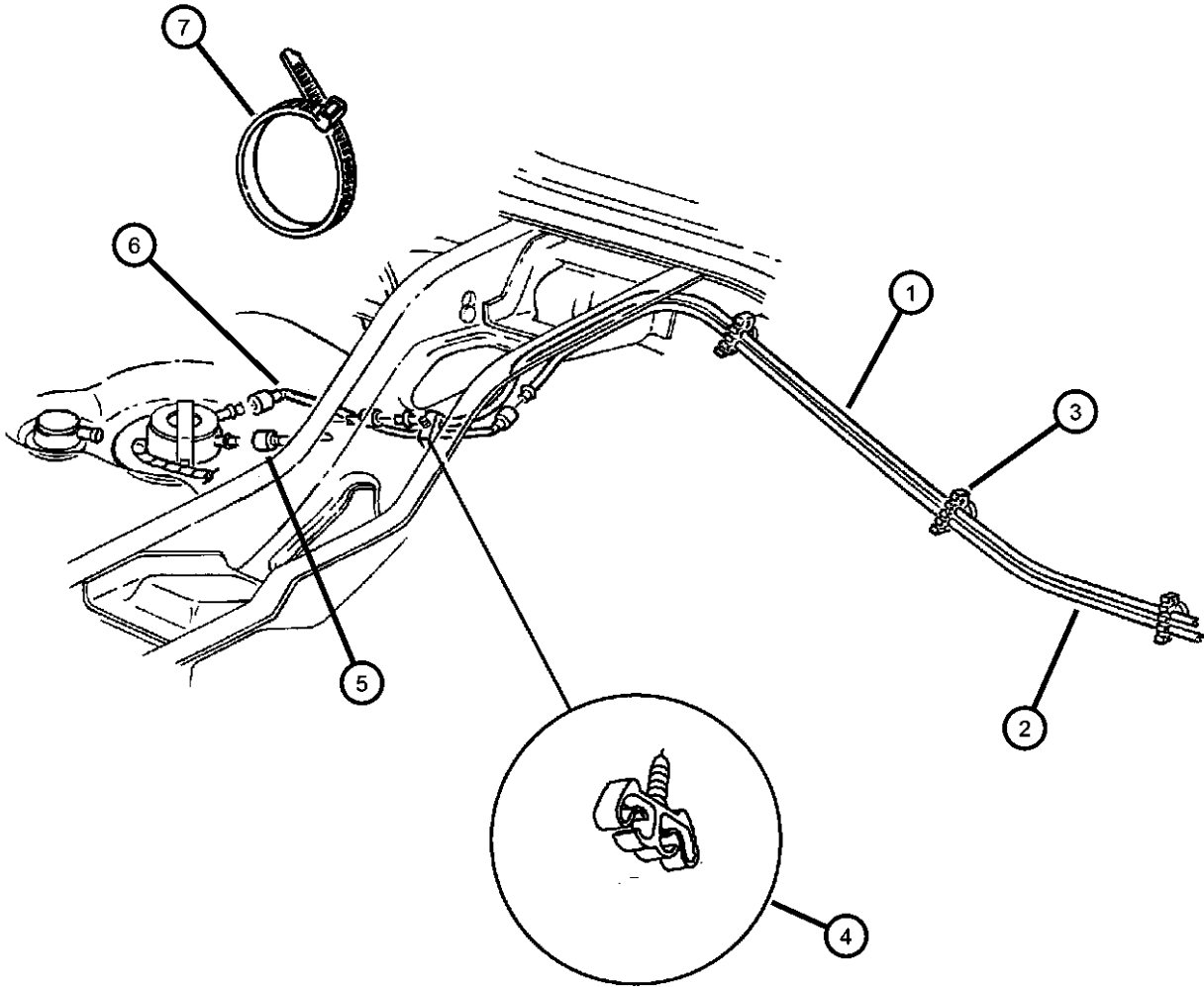
AR = use ase required - = Non illustrated part

Fuel Lines, Rear
Figure 14-340

ITEM	PART NUMBER	QTY	LINE	SERIES	BODY	ENGINE	TRANS	TRIM	DESCRIPTION
------	----------------	-----	------	--------	------	--------	-------	------	-------------

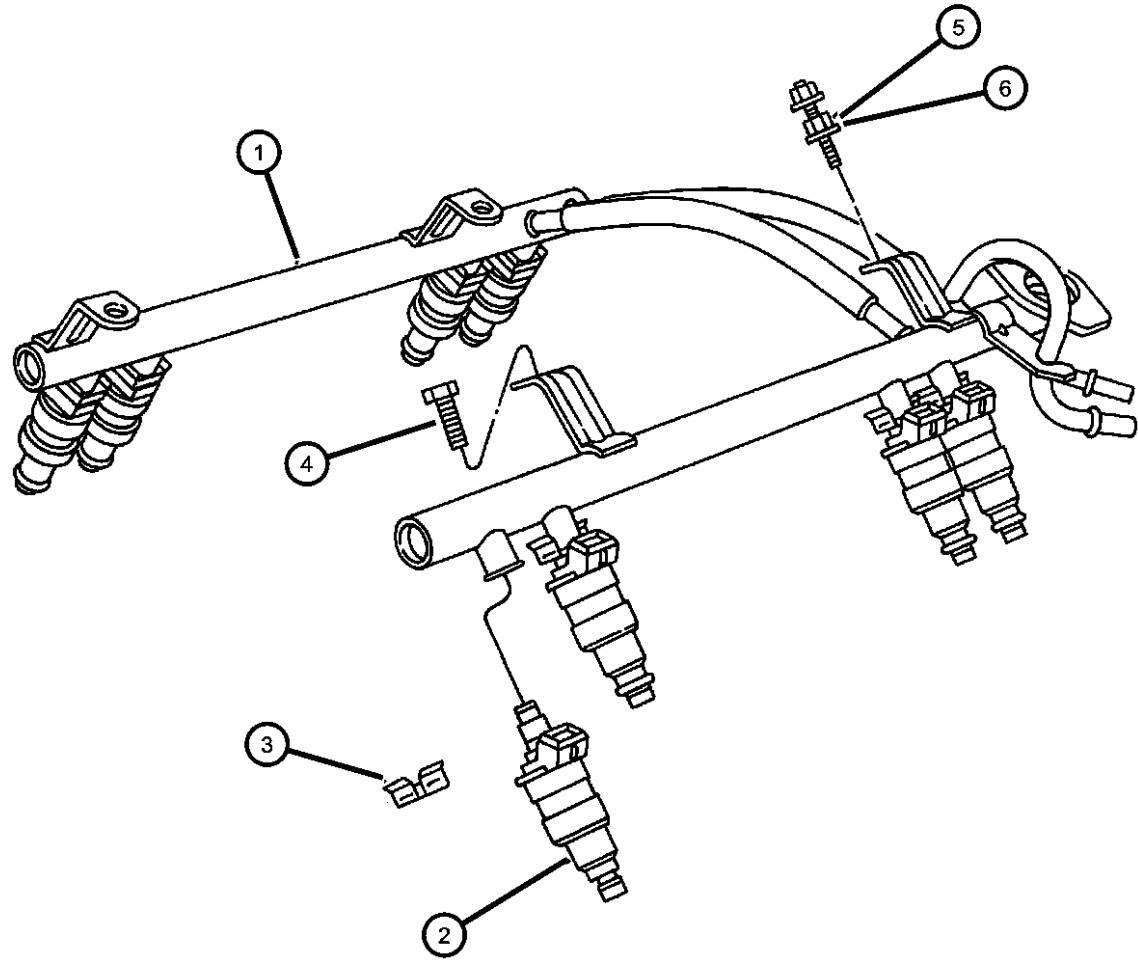
NOTE:
Sales Codes:
ENC=4 Cyl Turbo Diesel
EN0= All 2.5L Diesel Engines

1	52127896	1							TUBE, Fuel Supply
2	52127898	1				EN0			TUBE, Fuel Return
3	52100286AC	7							CLIP, 5 Way
4	04612871AB	1							CLIP, Fuel Bundle
5	52100037AB	1				EN0			TUBE, Fuel Supply
6	52100038	1				EN0			TUBE, Fuel Return
7	04641780	1							STRAP, Tie



AR = use ase required - = Non illustrated part

Fuel Injection System (EPE & ERH)
Figure 14-410



ITEM	PART NUMBER	QTY	LINE	SERIES	BODY	ENGINE	TRANS	TRIM	DESCRIPTION
NOTE: EPE=2.5L 4 Cyl Engine EP0=All 2.5L Gas Engines ERH=4.0 In-Line 6 Engine ER0=All 4.0L In-Line Engines									
1									RAIL, Fuel
	53013017AC	1				EP0			
	53030699	1				ER0			
2									INJECTOR, Fuel
	04854181	6				ER0			
	53030778	4				EP0			
3									CLIP, Fuel Injector
	04418257	6				ER0			
		4				EP0			
4									SCREW AND WASHER, Hex Head, M6x1x17
	06501979	2				EP0			
		3				ER0			
5	06502086	2				EP0			STUD
6	06502647	2				ER0			STUD, M6x1.00x44

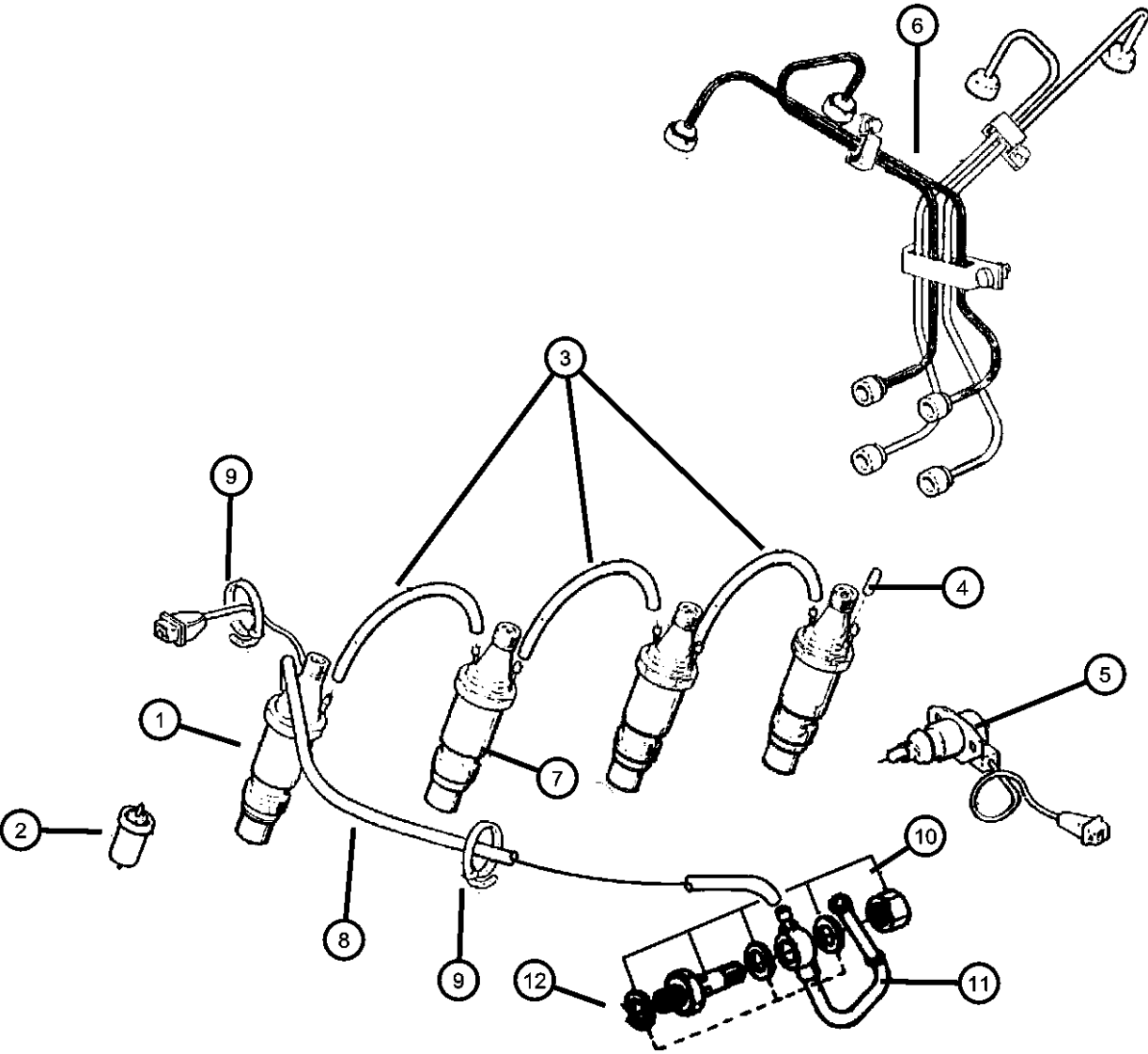
AR = use ase required - = Non illustrated part

Fuel Injection System (ENC)
Figure 14-420

ITEM	PART NUMBER	QTY	LINE	SERIES	BODY	ENGINE	TRANS	TRIM	DESCRIPTION
------	-------------	-----	------	--------	------	--------	-------	------	-------------

NOTE:
Sales Codes:
ENC=2.5L 4 Cyl Turbo Diesel
EN0=All 2.5L Diesel Engines

1	04886231AA	1				EN0			INJECTOR, Fuel
2	04723346	4				EN0			NOZZLE, Fuel Injector
3	04720189AB	3				EN0			PIPE, Fuel Spill Return
4	04720197	1				EN0			PLUG, Cylinder Block Oil Hole
5	04797786	1				EN0			ADVANCE, Automatic Injection
6	05003530AA	1				EN0			TUBE, Fuel Injector Supply
7	04720171	3				EN0			INJECTOR, Fuel
8	04720190AB	1				EN0			PIPE, Fuel Spill Return
9	04728184	3				EN0			CLIP, Spill Return Pipe
10	04874444	1				EN0			VALVE, Flow Control
11	04864579	1				EN0			BANJO, Fuel
12	04720703	4				EN0			WASHER, Plain

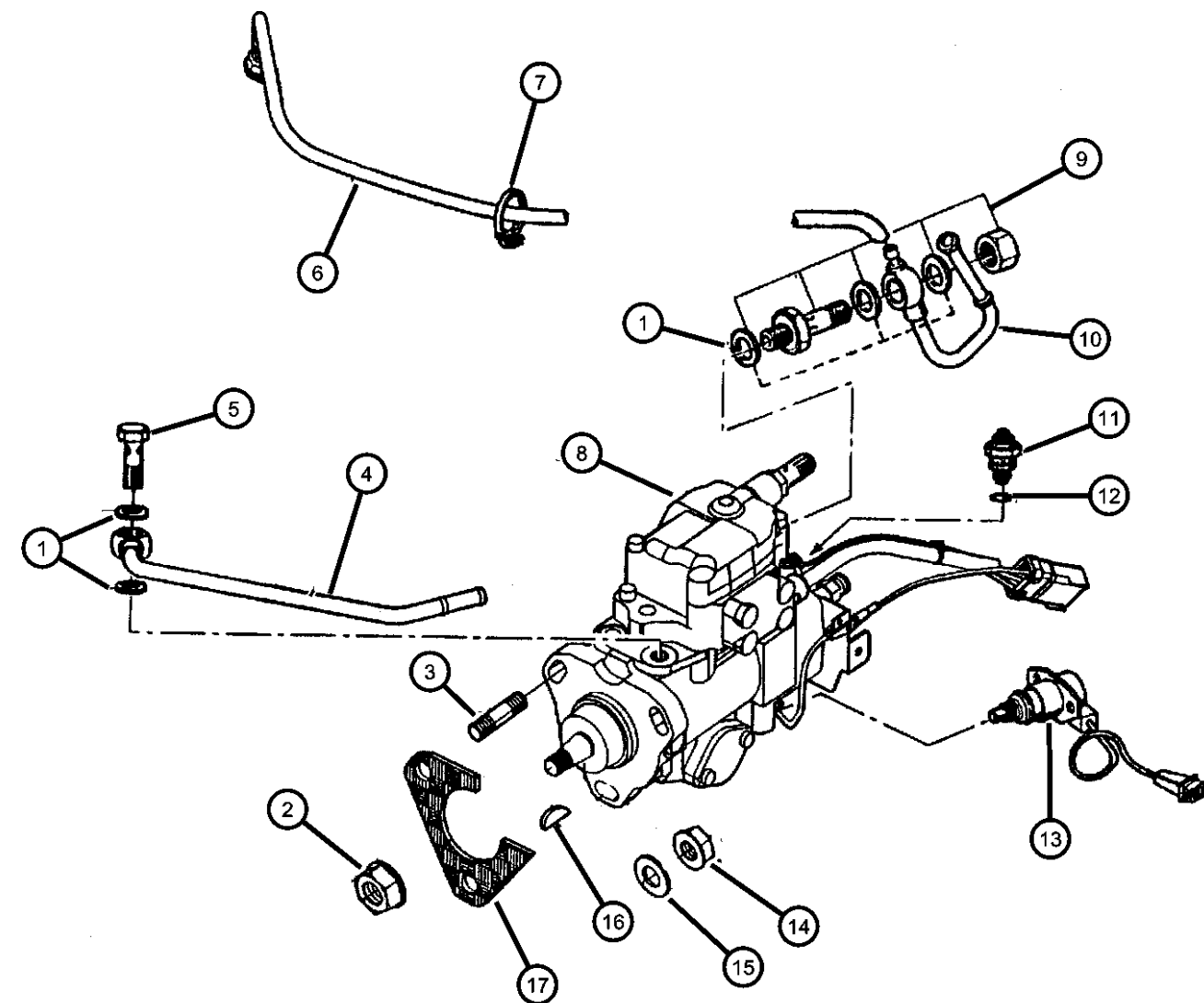


AR = use ase required - = Non illustrated part

Fuel Injection Pump (ENC)
Figure 14-460

ITEM	PART NUMBER	QTY	LINE	SERIES	BODY	ENGINE	TRANS	TRIM	DESCRIPTION
------	-------------	-----	------	--------	------	--------	-------	------	-------------

NOTE:
Sales Codes:
ENC=2.5L 4 Cyl Turbo Diesel
EN0=All 2.5L Diesel Engines



1	04720703	4				EN0			WASHER, Plain
2	04883402AA	1				EN0			NUT
3	04723241	3				EN0			STUD
4	04886307AA	1				EN0			BANJO, Fuel
5	04797785	1				EN0			BOLT, Banjo
6	04720190AB	1				EN0			PIPE, Fuel Spill Return
7	04728184	3				EN0			CLIP, Spill Return Pipe
8	04883459AA	1				EN0			PUMP, Fuel Injection
9	04874444	1				EN0			VALVE, Flow Control
10	04864579	1				EN0			BANJO, Fuel
11	04723264	1				EN0			SOLENOID, Fuel Shut Off Valve
12	04723266	1				EN0			O RING, Fuel Solenoid
13	04797786	1				EN0			ADVANCE, Automatic Injection
14	04778961	3				EN0			NUT
15	04720193	3				EN0			WASHER, Flat
16	04720198	1				EN0			KEY, Fuel Injection Pump
17	04720196	1				EN0			GASKET, Injection Pump

AR = use ase required - = Non illustrated part

Fuel Pump & Sending Unit
Figure 14-510

ITEM	PART NUMBER	QTY	LINE	SERIES	BODY	ENGINE	TRANS	TRIM	DESCRIPTION
------	----------------	-----	------	--------	------	--------	-------	------	-------------

NOTE:
Sales Codes:
EPE=2.5L 4 Cyl Engine
EP0=All 2.5L 4 Cyl Engines
ERH=4.0L In-Line 6 Engine
ER0=All 4.0L In-Line 6 Engines
ENC=2.5L 4 Cyl Turbo Diesel Engine
EN0=All 2.5L 4 Cyl Turbo Diesel Engines

1									MODULE PACKAGE, Fuel Tank
	05012953AB	1				EP0, ER0			
	05012958AB	1				EN0			
2									NUT, Fuel Pump Module
	52005389	1				EP0, ER0			
		1				EN0			
3									SEAL, Fuel Pump and Level Unit
	52018808	1				EP0, ER0			
		1				EN0			
4									FILTER, Fuel
	04723905	1				EN0			
	04798301	1				EP0, ER0			
5									BOARD PACKAGE, Fuel Level Circuit
	05013473AA	1				EP0, ER0			
		1				EN0			

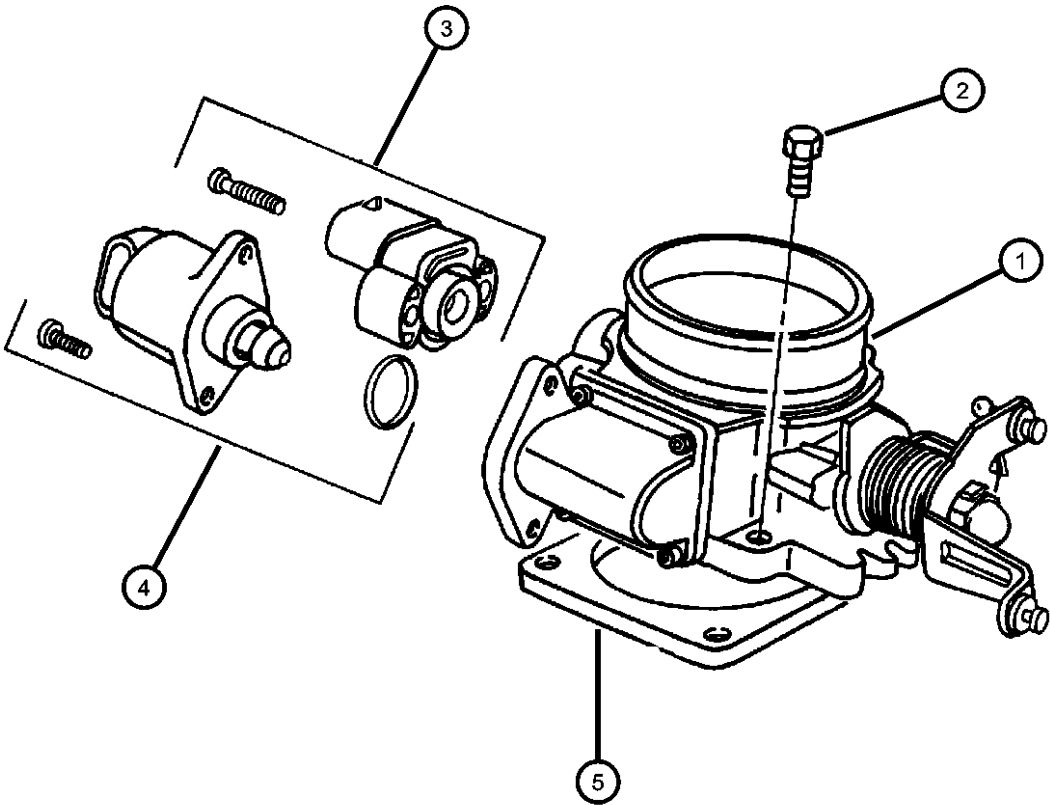
AR = use ase required - = Non illustrated part

Throttle Body
Figure 14-610

ITEM	PART NUMBER	QTY	LINE	SERIES	BODY	ENGINE	TRANS	TRIM	DESCRIPTION
------	----------------	-----	------	--------	------	--------	-------	------	-------------

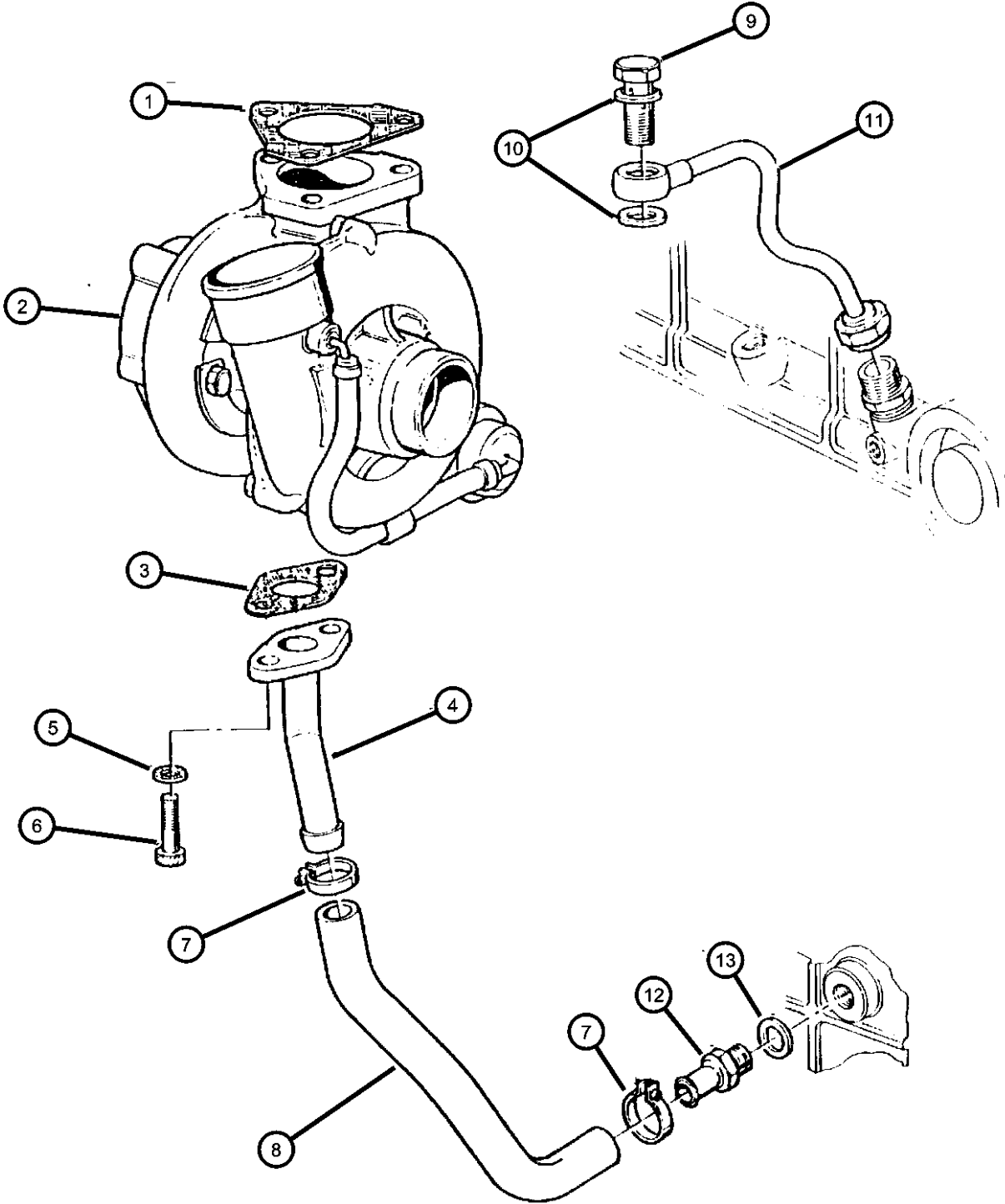
NOTE:
EPE=2.5L 4 Cyl Engine
EP0=All 2.5L Gas Engines
ERH=4.0L In-Line 6 Engine
ER0=All 4.0L In-Line6 Engines

1									THROTTLE BODY
	53032016AD	1				EPE			
	53032023AC	1				ER0			
2	06503929	4				EP0, ER0			SCREW AND WASHER, Coned Pilot, M6x1x30
3									SENSOR, Throttle Position
	04874371AC	1				ER0			
		1				EPE			
4	04874373	1				ER0			MOTOR, Air Idle Speed
5	53007543	1				EP0, ER0			GASKET, Throttle Body



AR = use ase required - = Non illustrated part

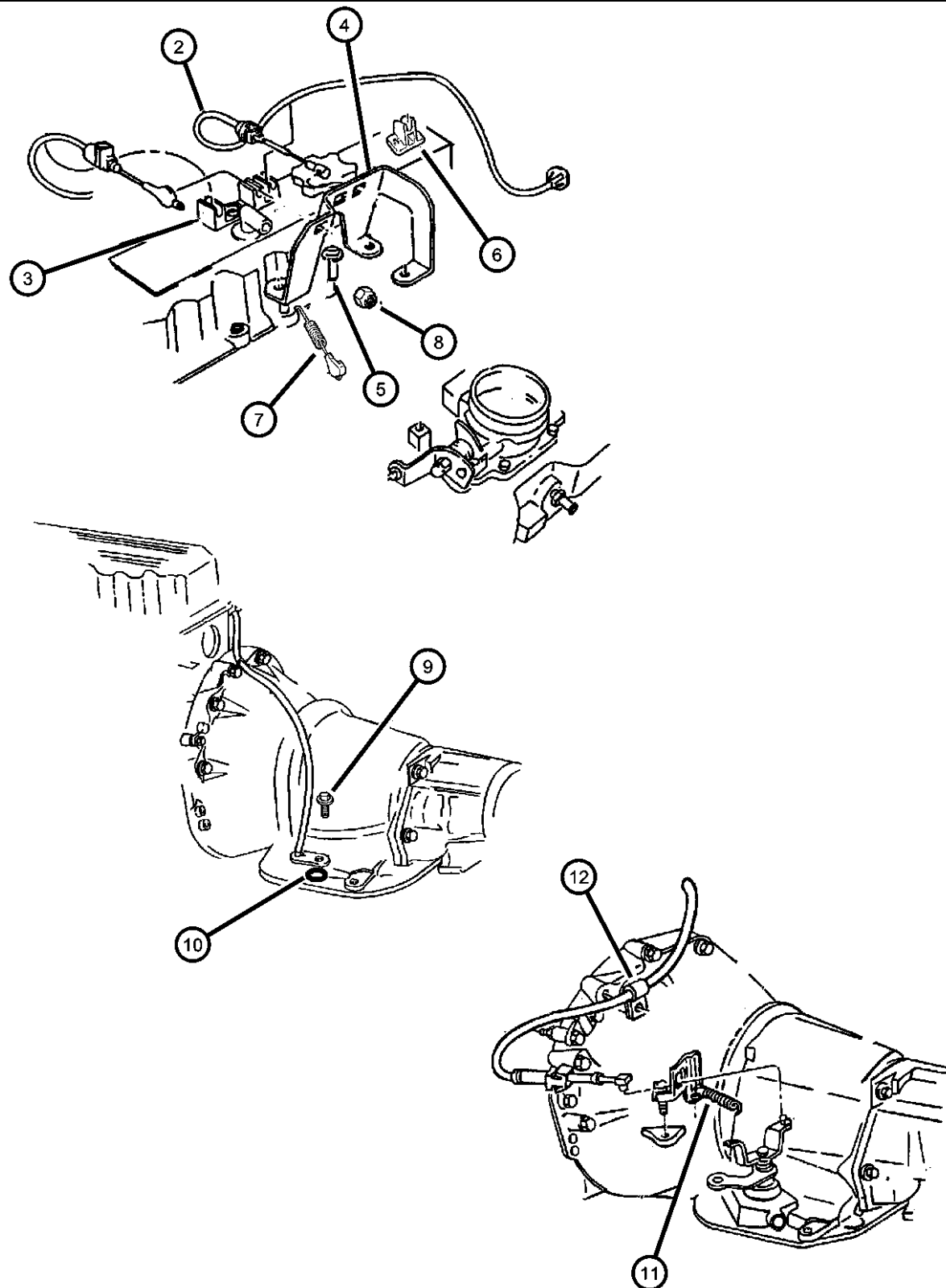
Turbocharger
Figure 14-620



ITEM	PART NUMBER	QTY	LINE	SERIES	BODY	ENGINE	TRANS	TRIM	DESCRIPTION
NOTE: Sales Codes: ENC=2.5L 4 Cyl Turbo Diesel Engine EN0=All 2.5L Turbo Diesel Engines									
1	04720203AB	1				EN0			GASKET, Turbocharger To Manifold
2	04864756	1				EN0			TURBOCHARGER
3	04796007AB	1				EN0			GASKET, Turbo Oil Return Pipe
4	04796008	1				EN0			PIPE, Oil Return
5	04720305	2				EN0			WASHER, Plain
6	04728186	2				EN0			BOLT, Oil Drain Pipe
7	04886052AA	2				EN0			CLAMP, Heater Hose
8	04796009	1				EN0			PIPE, Oil Return
9	04720358	5				EN0			BOLT, Banjo
10	04720703	2				EN0			WASHER, Plain
11	04796400	1				EN0			PIPE, Oil Feed
12	04796010	1				EN0			ADAPTER, Oil Delivery Tube
13	04797784	1				EN0			WASHER, Plain, 16.2x19.9x1.5

AR = use ase required - = Non illustrated part

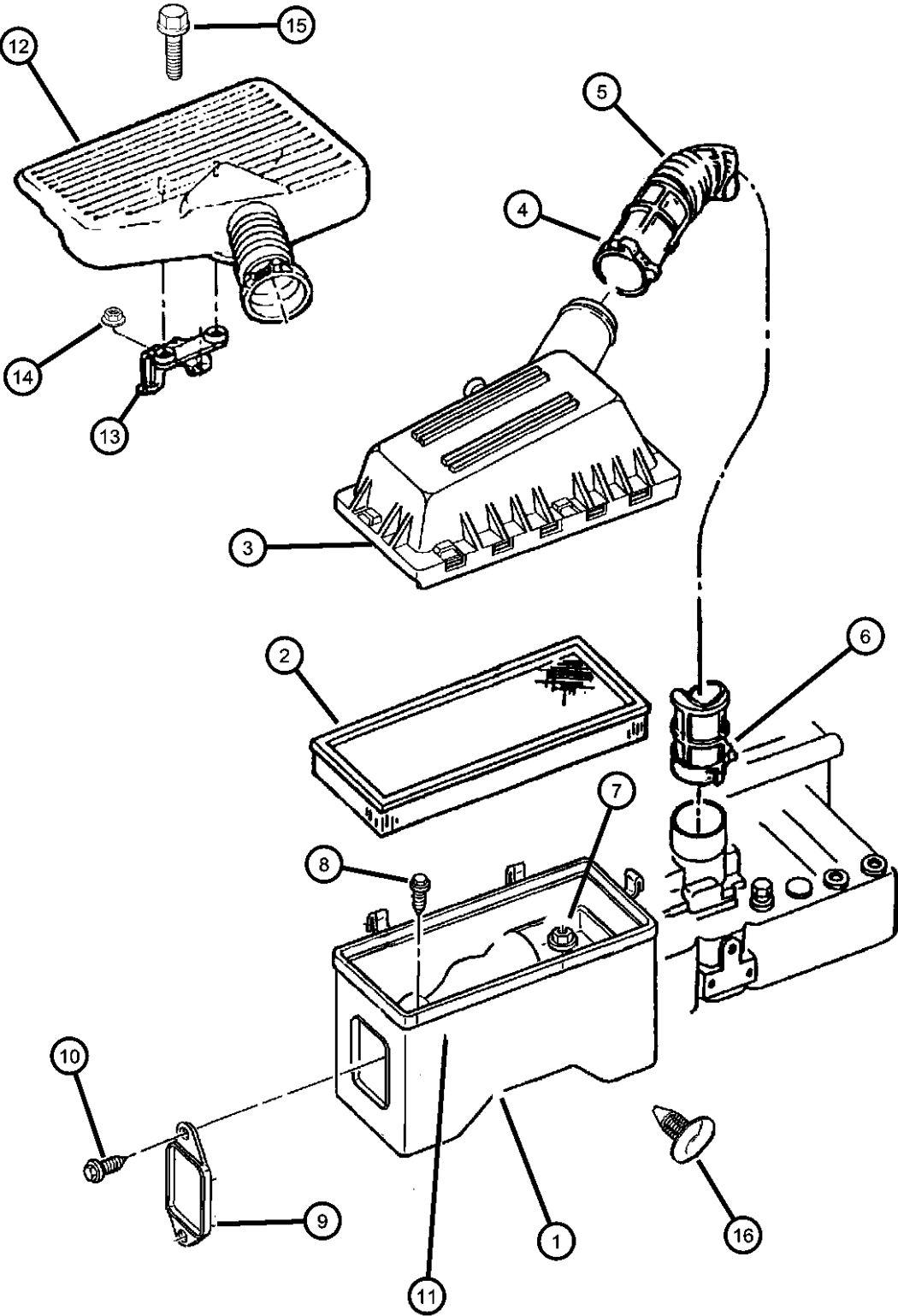
Throttle Controls Figure 14-710



ITEM	PART NUMBER	QTY	LINE	SERIES	BODY	ENGINE	TRANS	TRIM	DESCRIPTION
NOTE: Sales Codes: EPE=2.5L 4 Cyl Engine EP0=All 2.5L Engine ERH=4.0L In-Line 6 Engine ER0=All 4.0L In-Line 6 Engines									
-1	52077578	1	J, U			ER0	DGS		CABLE, Throttle Control
		1	T		74	ER0	DGS		
2	52079305	1	U		74	EP0			CABLE, Accelerator
	52079504	1	J, T			EP0, ER0			
3	52079029	1				ER0			GUIDE, Accelerator Cable
	53007620	1				EP0			
4	53007485	1				EP0			BRACKET, Accelerator Cable
	53013160AA	1				ER0			
5	06501979	2				EP0			SCREW AND WASHER, Hex Head, M6x1x17
		3				ER0			
6	52078987	1	J, T			ER0			GUIDE, Accelerator Cable
	53007620	1				EP0			
7	52078102AB	1				EP0, ER0	DBB		SPRING, Throttle Return
8	06100047	1				EP0			NUT AND WASHER, Hex Nut-Coned Washer, M6 x 1.00
		1				ER0			
9	34201808	2	T		74	ER0	DGS		SCREW AND CONED WASHER, Hex Head, M6x1.00x16.00
		2	J, U			ER0			
10	83503708	1	T		74	ER0	DGS		O RING, Throttle Cable
		1	J, U			ER0	DGS		
11	52078102AB	1				EP0, ER0	DBB		SPRING, Throttle Return
12	06025867	1	J, T			EPE, ERH			CLIP, Cable
		1	U		74	EPE, ERH			

AR = use ase required - = Non illustrated part

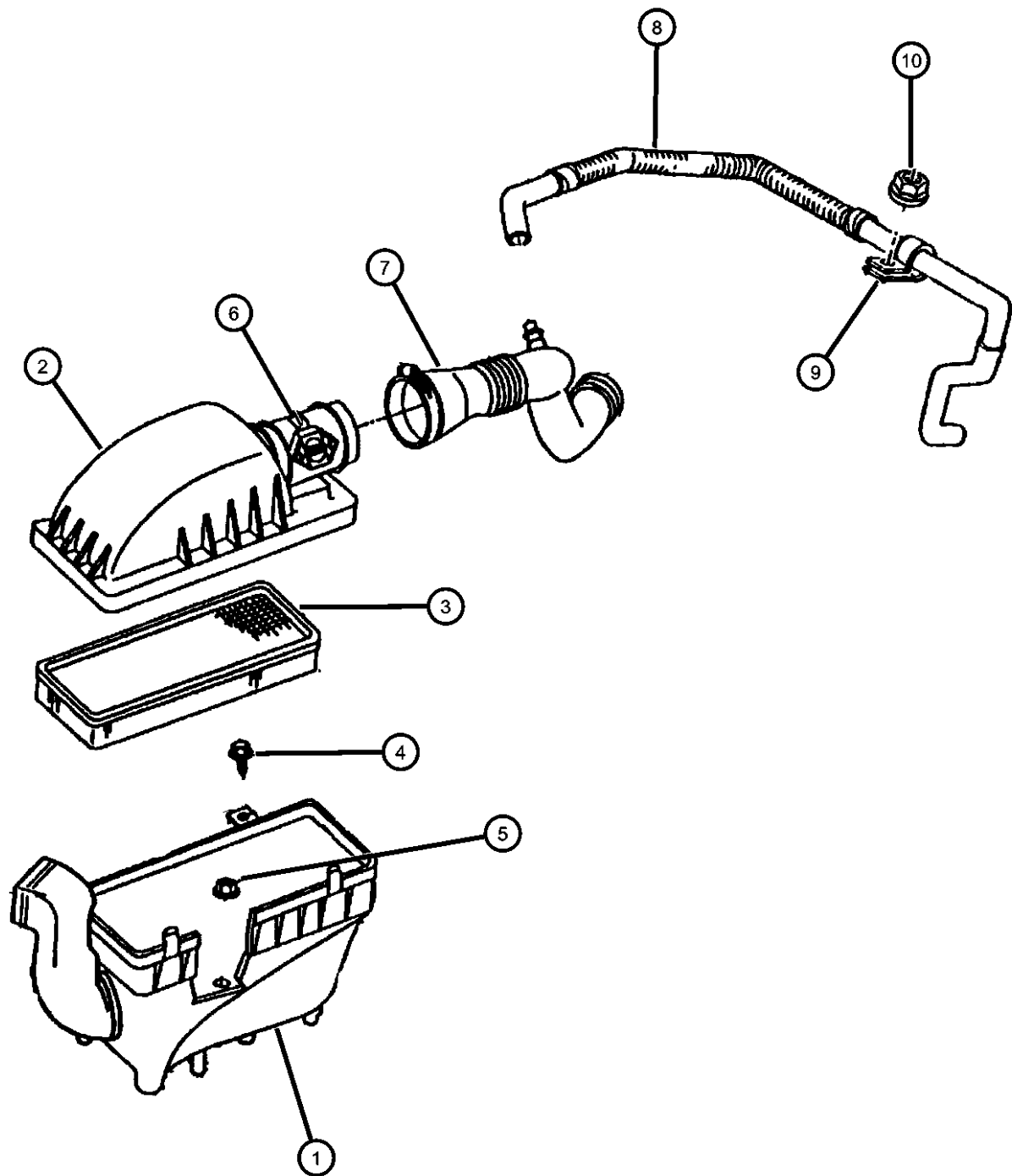
Air Cleaner
Figure 14-810



ITEM	PART NUMBER	QTY	LINE	SERIES	BODY	ENGINE	TRANS	TRIM	DESCRIPTION
NOTE: Sales Codes: EPE=2.5L 4 Cyl Engine EP0=All 2.5L Engines ERH=4.0L In-Line 6 Engine ER0=All 4.0L In-Line 6 Engines									
1	04854153AC	1				EP0, ER0			BODY, Air Cleaner
2	53004383	1				EP0, ER0			FILTER, Air
	77060008								Performance Cold Air Intake System, AN, 1998-2002, 5.9L
	P4510466								Performance Air Filter, AN, 1999-2002, 4.7L
	P4510467								Performance Air Filter, AN, 1997-1999, 5.2L/5.9L
	P4510468								Performance Air Filter, AN, 2000-2002, 5.9L
	P4510469								Performance Air Filter, BR, 1994-2001, 5.2L/5.9L
	P4510474								Performance Air Filter, XJ, 1991-2001, 4.0L
3	53030707	1				EP0, ER0			COVER, Air Cleaner
4									CLAMP, Hose to Air Cleaner
	53006584	1				EP0			
		1				ER0			
5	53006275	1				ER0			HOSE, Air Cleaner to T/Body
6									CLAMP, Air Cleaner Duct
	53006273	1				EP0			
		1				ER0			
7	06501291	1				EP0, ER0			NUT AND WASHER, Hex Nut-Coned Washer, M8 x 1.25
8	06501291	1							SCREW, M8x1.25x30, (NOT SERVICED)
9	06501291	1							COVER, Radiator Baffle, (NOT SERVICED)
10	06501291	1							SCREW, Tapping, .164-18x.437, (NOT SERVICED)
11	04854154	1				EP0			INSERT, Air Cleaner Noise
12									RESONATOR, Air Cleaner
	53030797	1				ER0			
	53030982	1				EP0			
13	53030796	1				ER0			BRACKET, Resonator
14	06033560	2				EPE, ER0			NUT AND WASHER, Hex Nut-Coned Washer, .25-20
15	06100288	2				EP0			BOLT AND CONED WASHER, Hex Head, M6x30x20
16	06030441	AR							PIN, Retainer

AR = use ase required - = Non illustrated part

Air Cleaner
Figure 14-820



ITEM	PART NUMBER	QTY	LINE	SERIES	BODY	ENGINE	TRANS	TRIM	DESCRIPTION
NOTE: All 2.5L Diesel Engines									
1	53031036	1				EN0			BODY, Air Cleaner
2	53013242AA	1				EN0			COVER, Air Cleaner
3	53030730	1				EN0			ELEMENT, Air Cleaner
4	06035668	1				EN0			SCREW AND WASHER, Hex Head Tapping, .25-14x1
5	06501291	1				EN0			NUT AND WASHER, Hex Nut-Coned Washer, M8 x 1.25
6	06501291	1							SENSOR PACKAGE, Air Flow Meter, (NOT REQUIRED)
7	53030696	1				EN0			HOSE, Air Induction
8	04854047	1				EN0			TUBE, Oil Separator Drain
9	J4007577	1				EN0			CLIP
10	34201358	2				EN0			NUT AND WASHER, Hex Nut-Sealing Washer, M6 x 1.00

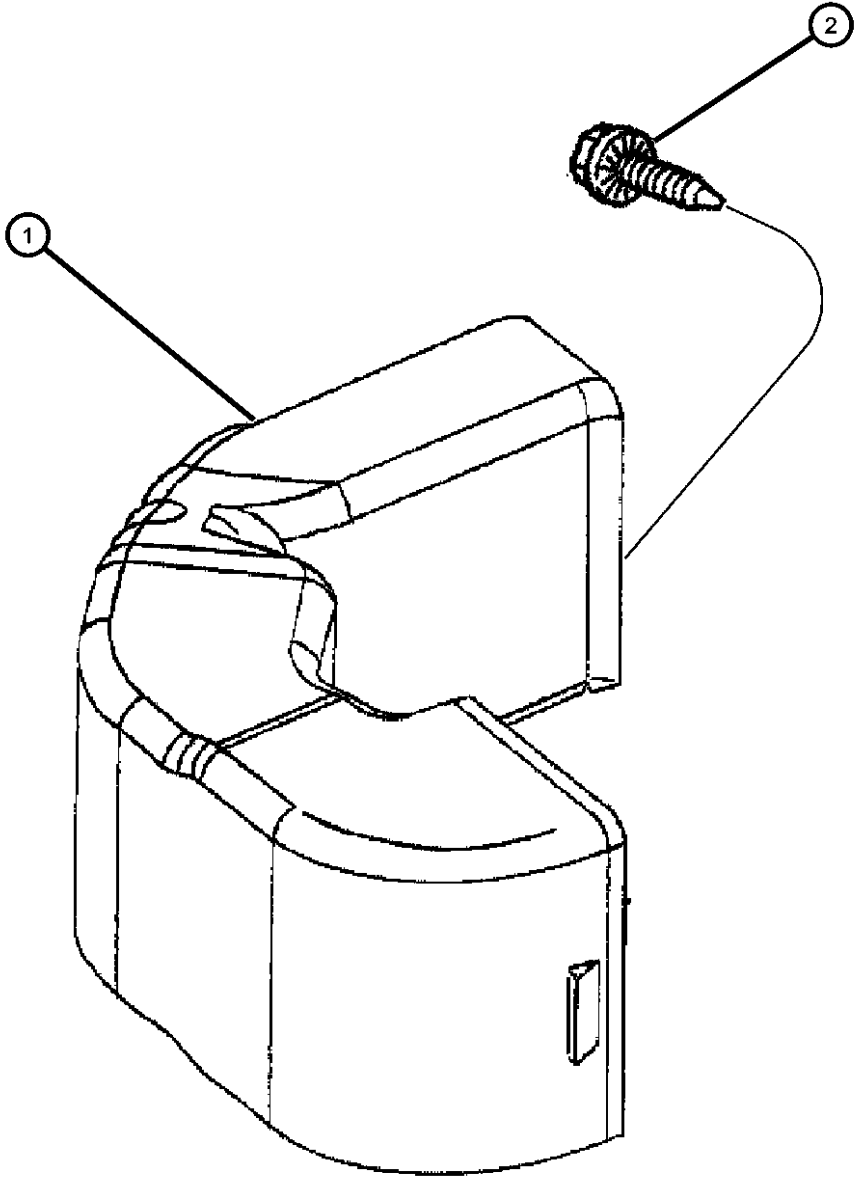
AR = use ase required - = Non illustrated part

Air Intake System
Figure 14-910

ITEM	PART NUMBER	QTY	LINE	SERIES	BODY	ENGINE	TRANS	TRIM	DESCRIPTION
------	----------------	-----	------	--------	------	--------	-------	------	-------------

NOTE: All 2.5L Gas Engines

1	53030983	1				EP0			ADAPTER, Ambient Air
2	06030441	2							PIN, Retainer



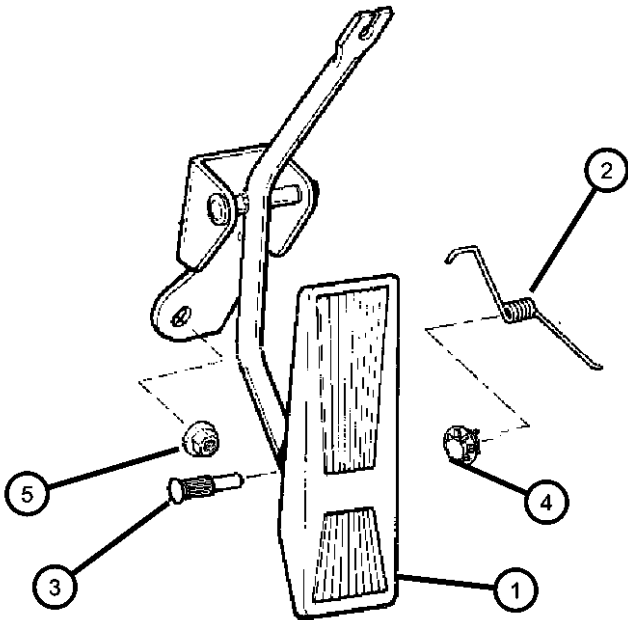
AR = use ase required - = Non illustrated part

Speed Control
Figure 14-1010

ITEM	PART NUMBER	QTY	LINE	SERIES	BODY	ENGINE	TRANS	TRIM	DESCRIPTION
NOTE: Sales Codes: EPE=2.5L 4 Cyl Engine EP0=All 2.5L 4 Cyl Engines ERH=4.0L In-Line 6 Engine ER0=All 4.0L In-Line 6 Engines									
1									SERVO, Speed Control
	04669979	1	J, T			EPE, ERH			
		1	U		74	EPE, ERH			
2	53007958	1	J, T			EPE, ERH			BRACKET, Speed Control Servo
3									BRACKET, Accelerator Cable
	53007485	1				EP0			
	53013160AA	1				ER0			
4									SCREW
	06035322	3	J, T			EPE, ERH			
		3	U		74		DG0		
5									CABLE, Speed Control
	04854001	1	J, T			EPE, ERH			
	53030839	1	U		74	EPE, ERH			
6	53030839	1							CLIP, Cable, (NOT SERVICED)
7									VACUUM HARNESS, Heater and A/C
	55036909AC	1	J, T			EP0			
	55037498AC	1	J, T			ER0			
8	55036913AD	1	J, T			EN0			HOSE AND VALVE, Vacuum
9	55035902	1				EP0, ER0			RESERVOIR, Speed Control Vacuum
10	34201895	2							SCREW, Hex Head Tapping, M6.3x1.81x16.00
11	52078082	1	J, T			EPE, ERH			HARNESS, Speed Control Vacuum
12	52078082	1							WASHER, (NOT SERVICED)
13									CLIP, Cable
	06025867	1	J, T			EPE, ERH			
		1	U		74	EPE, ERH			
14									NUT, Hex Flange Serration, M6x1
	06502493	2	J, T			EPE, ERH			
		2	U		74	EPE, ERH			
15		2							VALVE, Check, 1/4, Serviced in Hose Assembly, (NOT SERVICED)

AR = use ase required - = Non illustrated part

Accelerator Pedal
Figure 14-1110



ITEM	PART NUMBER	QTY	LINE	SERIES	BODY	ENGINE	TRANS	TRIM	DESCRIPTION
NOTE: EPE=2.5L 4 Cyl Engine EP0=All 2.5L 4Cyl Engines ENC=2.5L 4 Cyl Turbo Diesel Engine EN0=2.5L 4 Cyl Turbo Diesel Engines ERH=4.0L In-Line 6 Engine ER0=All 4.0L In-Line 6 Engines									
1									PEDAL, Accelerator
	52079117	1	U		74	EN0			No Components Available
	52079206	1	J, T			EP0, ER0			No Components Available
	52079207	1	U		74	EP0, ER0			No Components Available
	52079216	1	J, T			EN0			No Components Available
2									SPRING, Torsion
	53030874	1	J, T			EP0, ER0			
		1	U		74	EP0, ER0			
3									PIN, Accelerator Pedal Mtg.
	52079019	1	J, T			EP0, ER0			
		1	U		74	EP0, ER0			
4									BUSHING, Accelerator Pedal
	52078653	2	J, T			EP0, ER0			
		2	U		74	EP0, ER0			
5	11503745	AR							NUT, Hex, M6x1

AR = use ase required - = Non illustrated part

Group - 16

Propeller Shafts and U-Joints

Group - 16 Propeller Shafts and U-Joints

Illustration Title

Group-Fig. No.

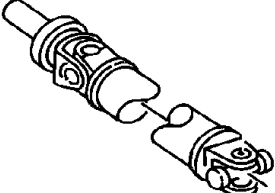
Propeller Shaft

Propeller Shaft,Front.....

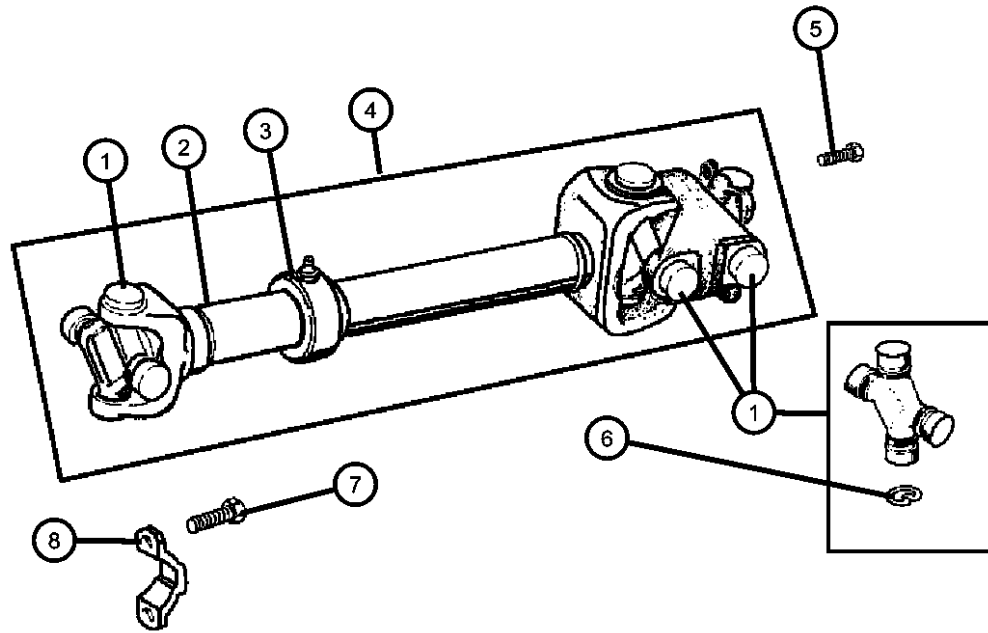
Propeller Shaft,Rear

Fig. 16 - 110

Fig. 16 - 120

<div><div>016-100</div><div>Propeller Shaft</div><div></div></div>			
--	--	--	--

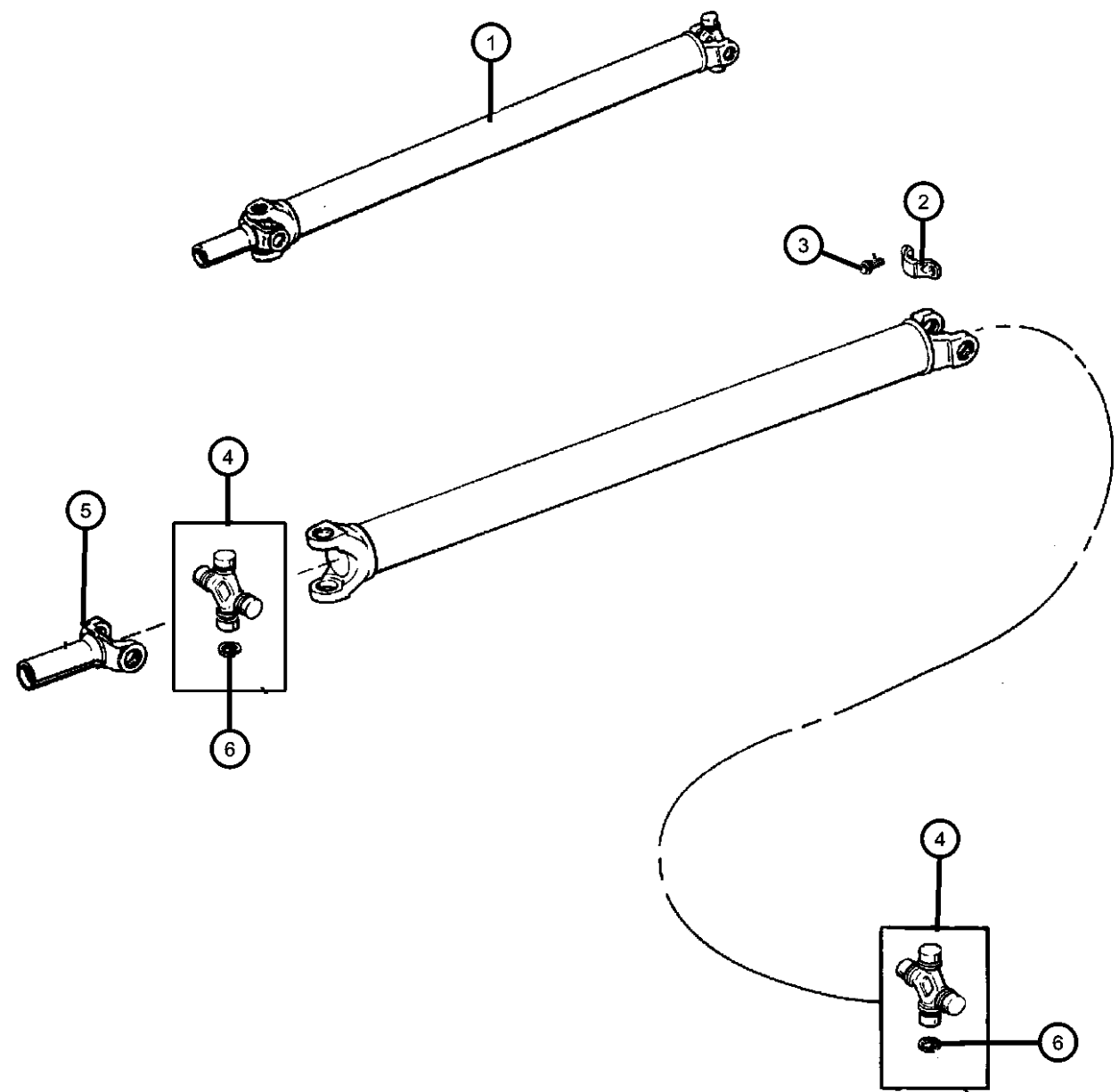
Propeller Shaft,Front
Figure 16-110



ITEM	PART NUMBER	QTY	LINE	SERIES	BODY	ENGINE	TRANS	TRIM	DESCRIPTION
Note:Sales Codes; [491]=Argentina CKD [495]=Venezuela CKD [499]=Thaland CKD									
1	04882793	3	J, U			ER0	DG0		U JOINT
		3	J, U			EN0			Front or Center or Rear
		3	J, U			EP0			Front or Center or Rear
		3	J, U			ER0	DBB		Front or Center or Rear
2	83501594	1	J, U			EN0			YOKE, Drive Shaft
		1	J, U			EP0			
		1	J, U			ER0	DG0		
		1	J, U			ER0	DBB		
3	83501595	1	J, U			EN0			SEAL, Drive Shaft Yoke
		1	J, U			EP0			
		1	J, U			ER0	DG0		
		1	J, U			ER0	DBB		
4	52098208	1	J, U			EN0			SHAFT, Front Drive
	53005541	1	J, U			EP0			
	53005542	1	J, U			ER0	DG0		[499]
	53005543	1	J, U			ER0	DBB		[491]
	53005544	1	J, U			ER0	DBB		[495]
	53005545	1	J, U			ER0	DG0		[495]
5	06034966	4	J, U						BOLT, .312-24x1.170, Drive Shaft to Transfer Case Yoke, Mounting
6	J3207886	4	J, U			EP0			RING, U Joint
		4	J, U			ER0	DBB		
		4	J, U			ER0	DG0		
		1	J, U			EN0			
7	J4006928	4	J, U						BOLT, Drive Shaft to Front Axle Yoke, Mounting
8	J3240553	2	J, U						STRAP, Prop Shaft, Drive Shaft to Front Axle Yoke, Mounting

AR = use ase required - = Non illustrated part

Propeller Shaft,Rear
Figure 16-120



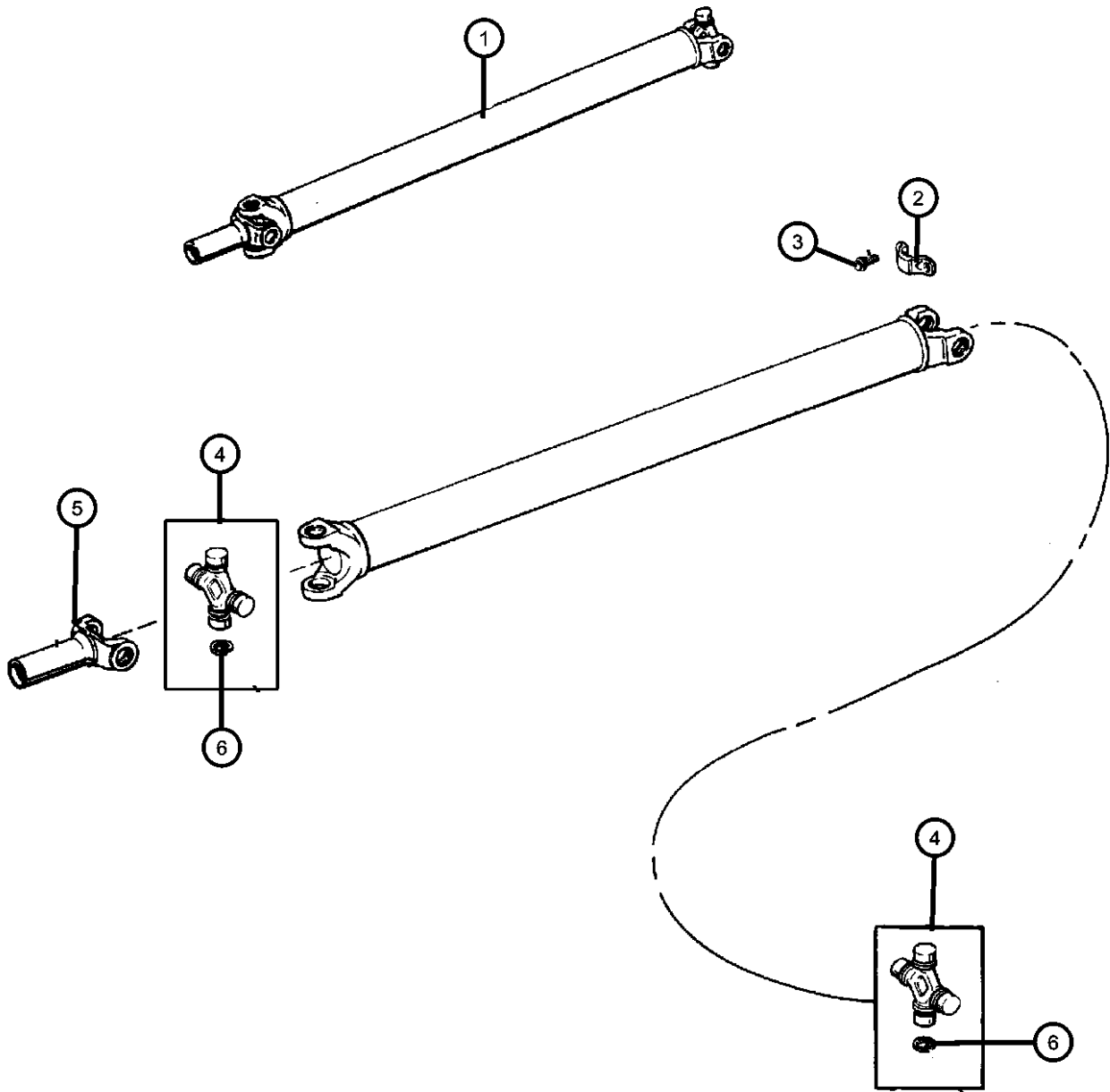
ITEM	PART NUMBER	QTY	LINE	SERIES	BODY	ENGINE	TRANS	TRIM	DESCRIPTION
Note:Sales Codes: [DRA]=Axle - Rear,Corportate 8.25 [DRJ]=Axle - Rear,Dana M35/194MM [DRK]=Axle - Rear,Dana M44/226MM [DRM]=Axle - Rear,Dana 35C /194MM									
1									SHAFT, Drive
	52098731	1	J, U			ER0	DG0		[DRJ,DRM]
	52098732	1	J, U			ER0	DBB		[DRA,DRK]
	52098744	1	J, U			EP0			[DRA]
	52098814	1	J, U			ER0	DG0		[DRA,DRK]
	52098851	1	J, U			ER0	DBB		[DRJ,DRM]
	52099056	1	T		74	ER0	DG0		[DRA,DRK]
	52099057	1	T		74	EP0	DBB		[DRA]
	52099064	1	T		74	ER0	DG0		[DRM]
	52099422	1	J, U			EN0	DBB		[DRJ,DRM]
	52111067	1	T		74	ER0	DBB		[DRA,DRK]
	56022663AA	1	J, U			ER0	DG0		[DRK,491]
	56022664AA	1	J, U			ER0	DBB		[DRK,491]
	56022665AA	1	J, U			EN0	DBB		[DRK]
2	J3240553	2							STRAP, Prop Shaft, To Rear Axle Yoke, Mounting
3	J4006928	4							BOLT, To Rear Axle Yoke, Mounting
4									U JOINT
	04746936	1	J, U			EN0	DBB		Rear
		1	J, U			ER0	DBB		Rear
	04882793	1	J, U			EN0	DBB		Front
		1	J, U			ER0	DBB		Front
		2	J, U			EP0			Front or Rear
		2	J, U			ER0	DG0		Front or Rear
		2	T		74	EP0	DBB		Front or Rear
		2	T		74	ER0	DG0		Front or Rear
		2	T		74	ER0	DBB		Front or Rear
		2	J, U			ER0	DBB		Front or Rear
5									YOKE, Drive Shaft
	04882714	1	J, U			EP0			
		1	J, U			ER0	DBB		
		1	J, U			ER0	DG0		
	05012918AA	1	J, U			EN0	DBB		
	05013471AA	1	T		74	ER0	DBB		
	53001987	1	T		74	EP0	DBB		
	83503593	1	T		74	ER0	DG0		
6									RING, U Joint
	J3207886	4	J, U			EN0	DBB		

AR = use ase required - = Non illustrated part

Propeller Shaft,Rear
Figure 16-120

ITEM	PART NUMBER	QTY	LINE	SERIES	BODY	ENGINE	TRANS	TRIM	DESCRIPTION
------	----------------	-----	------	--------	------	--------	-------	------	-------------

4	J, U					EP0			
4	J, U					ER0	DG0		
4	J, U					ER0	DBB		
4	T				74	ER0	DG0		
4	T				74	EP0	DBB		
4	T				74	ER0	DBB		



AR = use ase required - = Non illustrated part

Group - 17


Rear Suspension

Group - 17 Rear Suspension

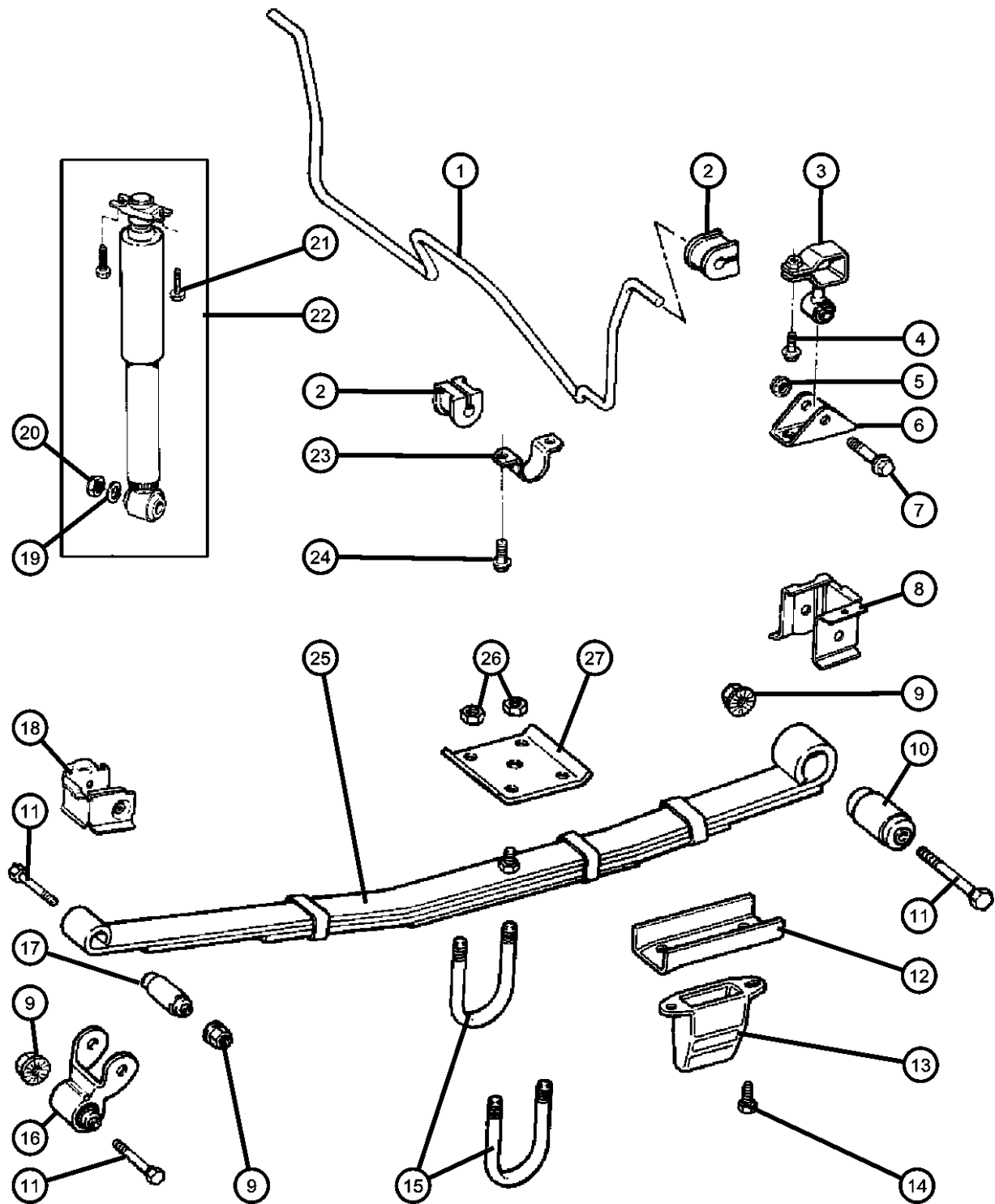
Illustration Title

Group-Fig. No.

Rear Suspension
Suspension,Rear and Shock AbsorberFig. 17 - 110

<div><div>017-100</div><div>Rear Suspension</div><div></div></div>			
--	--	--	--

Suspension,Rear and Shock Absorber
Figure 17-110



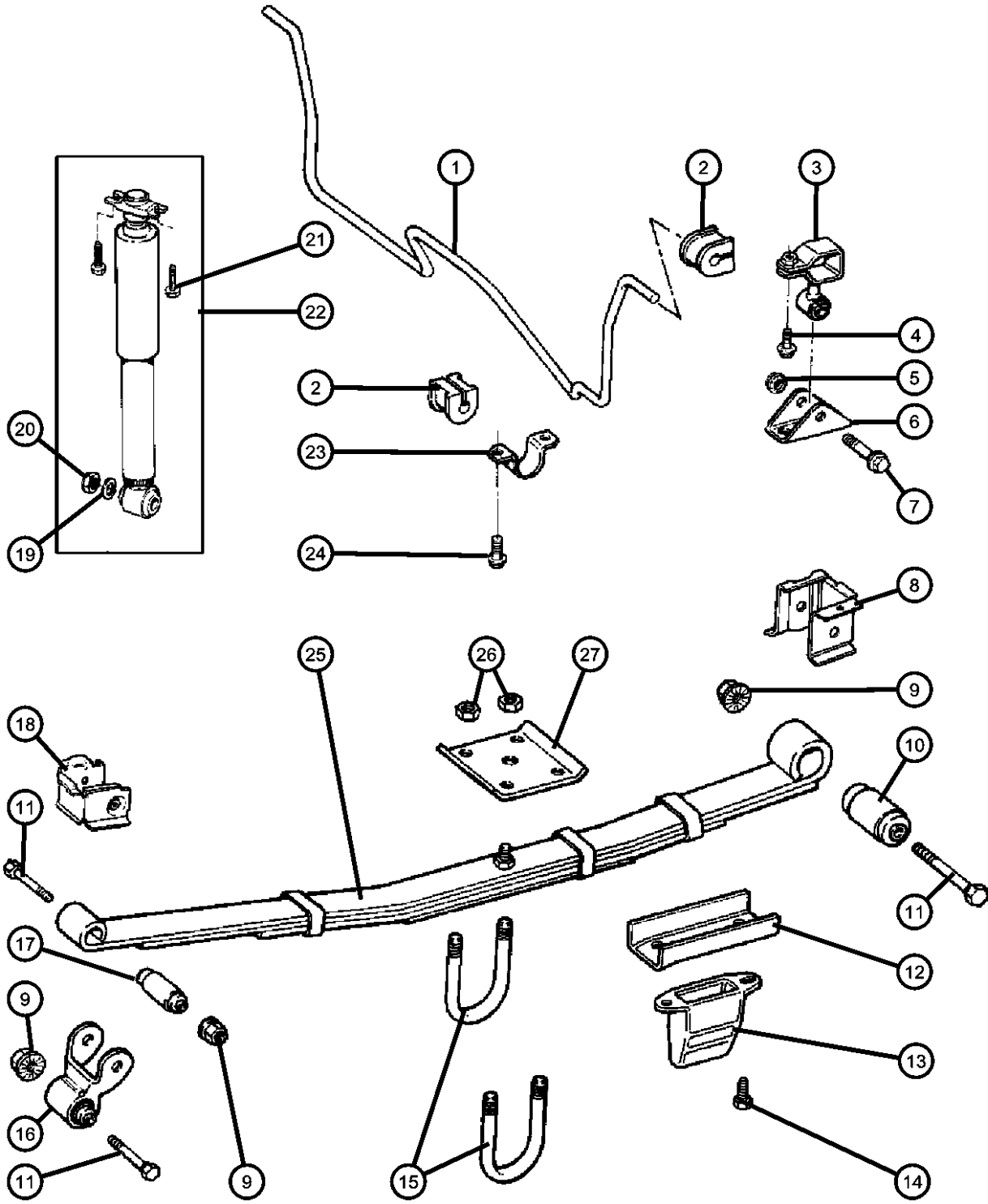
ITEM	PART NUMBER	QTY	LINE	SERIES	BODY	ENGINE	TRANS	TRIM	DESCRIPTION
------	-------------	-----	------	--------	------	--------	-------	------	-------------

Note:Sales Codes:
[DRA]=Axle - Rear,Corportate 8.25
[DRK]=Axle - Rear,Dana M44/226MM
[DRM]=Axle - Rear,Dana 35C /194MM
[SDB]=Suspension - Heavy Duty
[SDC]=Touring Suspension
[SDU]=Shocks - High Pressure Gas Charged
[491]=Argentina CKD
[495]=Venezuela CKD
[497]=Egypt CKD
Check VIN Number for The Type of 'Z' Code Springs are on The Truck

1	52001135	1							BAR, Rear Sway
2	52001145	4							CUSHION, Sway Eliminator
3	52001094	2							LINK, Sway Eliminator
4	34201686	2							BOLT, Hex Flange Head, M12x1.18x35
5	06502697	2							NUT, Hex Flange Lock, M12x1.75
6	52006450	2							BRACKET, Stabilizer Bar
7	11505098	2							BOLT, Hex Flange Head, M12x1.75x60
8									BRACKET, Spring
	05014590AA	1							Right Front
	05014591AA	1							Left Front
9	11502814	2							NUT, Hex Flange Lock, M14z2, Rear Spring, Mounting
10	52000503	1							BUSHING, Spring, Rear Spring Front
11	34202118	6							BOLT, Hex Flange Head, M14x2.0x120, Rear Spring, Mounting
12	52002386	2	J, U						REINFORCEMENT, Jounce Bumper, [SDC,SDU]
13									BUMPER, Jounce
	52002393	2							With [SDC,SDU]
	52004297	2							Without [SDC,SDU]
14	J4001933	4							SCREW, Hex Flange Head, .312-x18x.875, Jounce Bumper, Mounting
15									U-BOLT, Rear Spring
	52003499	4							[DRK,495]
	52004010	4							[DRA]
	52006440	4							[DRM]
		4							[DRK,491]
16	52000507	2							SHACKLE, Spring
17	52000504	1							BUSHING, Spring, Rear Spring Rear
18									BRACKET, Spring
	55001102	1							Right Rear
	55001103	1							Left Rear

AR = use ase required - = Non illustrated part

Suspension,Rear and Shock Absorber
Figure 17-110

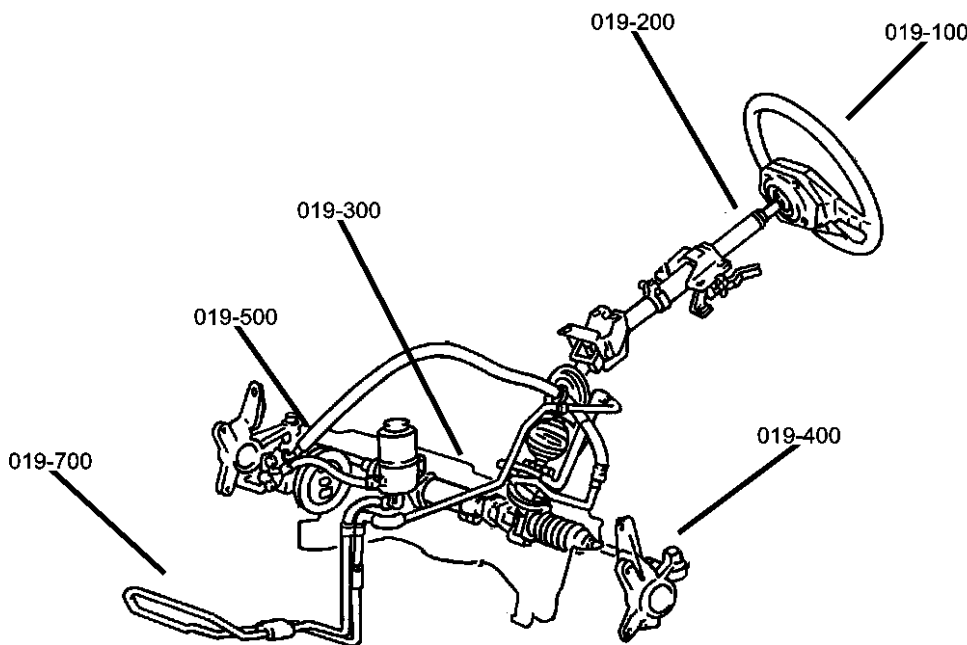


ITEM	PART NUMBER	QTY	LINE	SERIES	BODY	ENGINE	TRANS	TRIM	DESCRIPTION
19	55001103	1							WASHER, Shock Absorber, Order Shock, (NOT SERVICED)
20	06101688	2							NUT, Hex Lock, M12x1.75, Shock, Mounting
21	J4001933	4							SCREW, Hex Flange Head, .312-x18x.875, Shock, Mounting
22									SHOCK ABSORBER, Suspension
	52087948AB	2							[SDB]
	G0089896								Mopar V-Line Alternative Part
	0SGR5129								Rancho Shock
	56022607AA	2							[SDU]
	56022653AA	2							[DRK]
23	52087865	2							RETAINER, Stabilizer Bar Grommet
24	06505574AA	4							SCREW AND WASHER, Hex Head, M10x1.5x40, Sway Bar Retainer, Mounting
25									SPRING, Rear Leaf
	52000050AB	1							[ZFS,ZUS]
	52000051AB	1							[ZFT,ZUT]
	52000544AB	1							[ZGS,ZVS]
	52000545AB	1							[ZGT,ZVT]
	52000706AB	1							[ZFU,ZUU]
	52000707AB	1							[ZGU,ZVU]
	52002390AB	1							[ZGV,ZVV]
	52002392AB	1							[ZGW,ZVW]
	56022133	1							[ZXA,ZMA]
26	06502697	8							NUT, Hex Flange Lock, M12x1.75, U-Bolt, Mounting
27									PLATE, U Bolt
	52003500	2							[DRK], Mounting
	52006449	2							[DRA,DRM], Mounting
		2							[DRA,DRM,497], Mounting
		2							[DRK,491], Mounting

AR = use ase required - = Non illustrated part







Group - 19

Steering



Group - 19 Steering

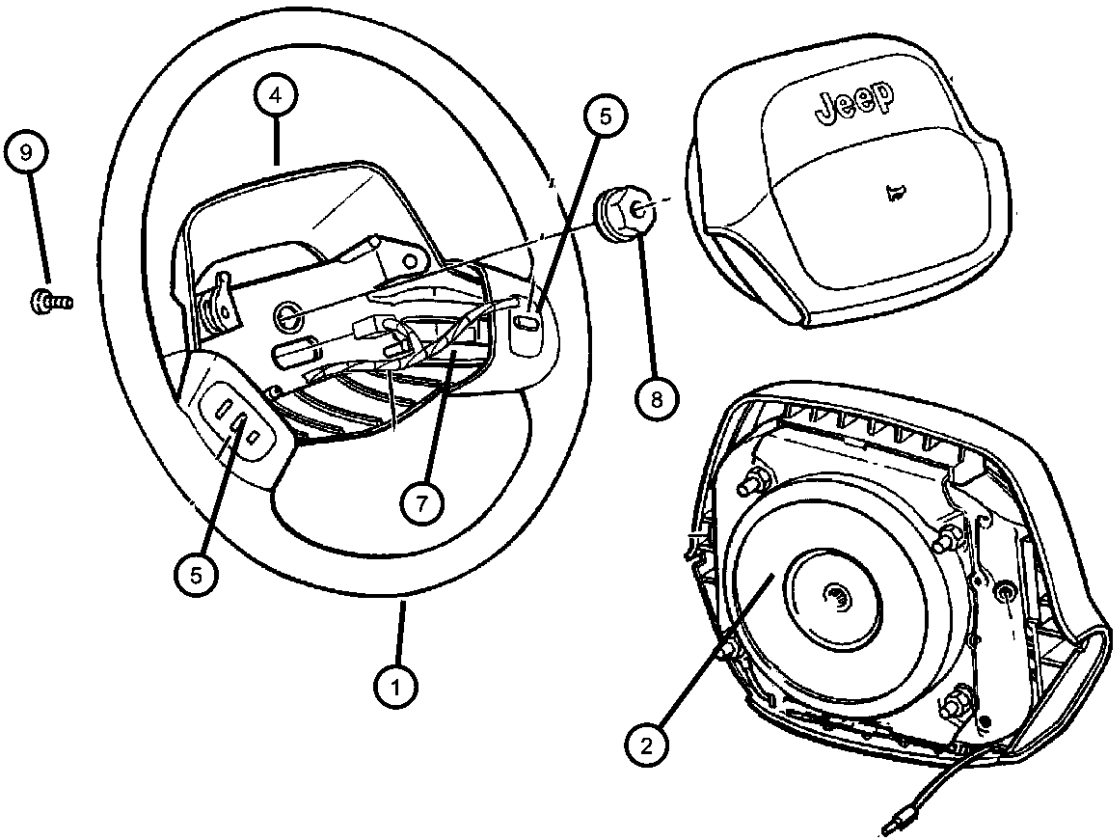
Illustration Title	Group-Fig. No.
Steering Wheel Wheel Steering	Fig. 19 - 110
Steering Column Column,Steering Upper & Lower.....	Fig. 19 - 210
Steering Gear Gear, Steering	Fig. 19 - 320
Steering Linkage Linkage and Damper.....	Fig. 19 - 420
Power Steering Pump Pump & Mounting 2.5L (EPE)..... Pump & Mounting 4.0L (ERH)..... Pump & Mounting 2.5L Turbo Diesel (ENC)	Fig. 19 - 510 Fig. 19 - 520 Fig. 19 - 530
Power Steering Hoses Hose & Reservoir, 2.5L Engine (EPE) LHD	Fig. 19 - 710
Hoses & Reservoir, 2.5L (EPE) RHD	Fig. 19 - 720
Hoses & Reservoir, 4.0L (ERH)	Fig. 19 - 730
Hoses & Reservoir 2.5L (ENC) Turbo Diesel	Fig. 19 - 740

019-100 Steering Wheel	019-200 Steering Column	019-300 Steering Gear	019-400 Steering Linkage
			
019-500 Power Steering Pump	019-700 Power Steering Hoses		
			

Wheel Steering
Figure 19-110

ITEM	PART NUMBER	QTY	LINE	SERIES	BODY	ENGINE	TRANS	TRIM	DESCRIPTION
------	----------------	-----	------	--------	------	--------	-------	------	-------------

NOTE:Sale Code CGW=Passenger & Driver Air Bags
NHM=Speed Control
SCD=Luxury Steering Wheel
SCG=Leather Wrap Steering Wheel



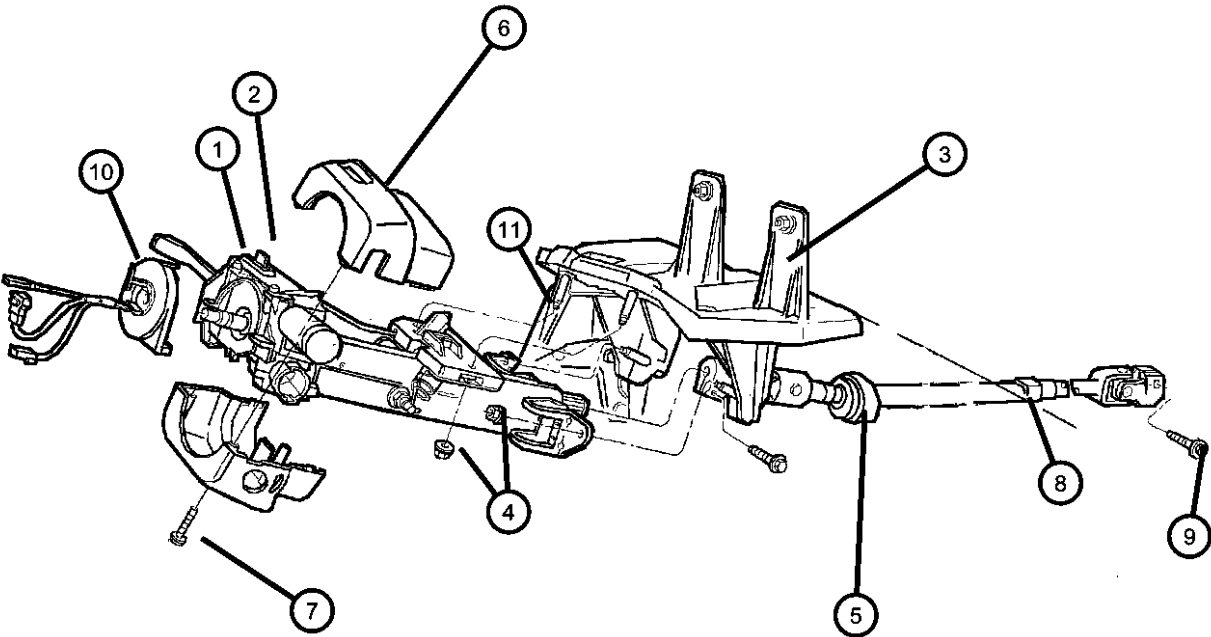
1	5DY22LAZAC	1							WHEEL, Steering
	5GK431AZAA	1							W/(SCG + NHM + CGW)
	5GL441AZAA	1							W/(SCD + CGW)
									W/(CGW W/O NHM)
2	5GC51LAZAB	1							AIR BAG, Driver
-3	04798182	1							COVER, Air Bag Module
4	04798182	1							COVER, Steering Wheel, (NOT SERVICED)
5									SWITCH, Speed Control
	56007530AD	1							Right
	56007531AD	1							Left
-6									BEZEL, Steering Wheel
	5GK16DX9AA	1							Cap With Out Speed Control, Right
	5GK17DX9AA	1							Cap With Out Speed Control, Left
7	56009437	1							WIRING, Steering Wheel
8	56009437	1							NUT, Lock, (NOT SERVICED)
9	56009437	1							SCREW, Hex Flange Head, M6x1x23, (NOT SERVICED)

AR = use ase required - = Non illustrated part

Column,Steering Upper & Lower
Figure 19-210

ITEM	PART NUMBER	QTY	LINE	SERIES	BODY	ENGINE	TRANS	TRIM	DESCRIPTION
------	----------------	-----	------	--------	------	--------	-------	------	-------------

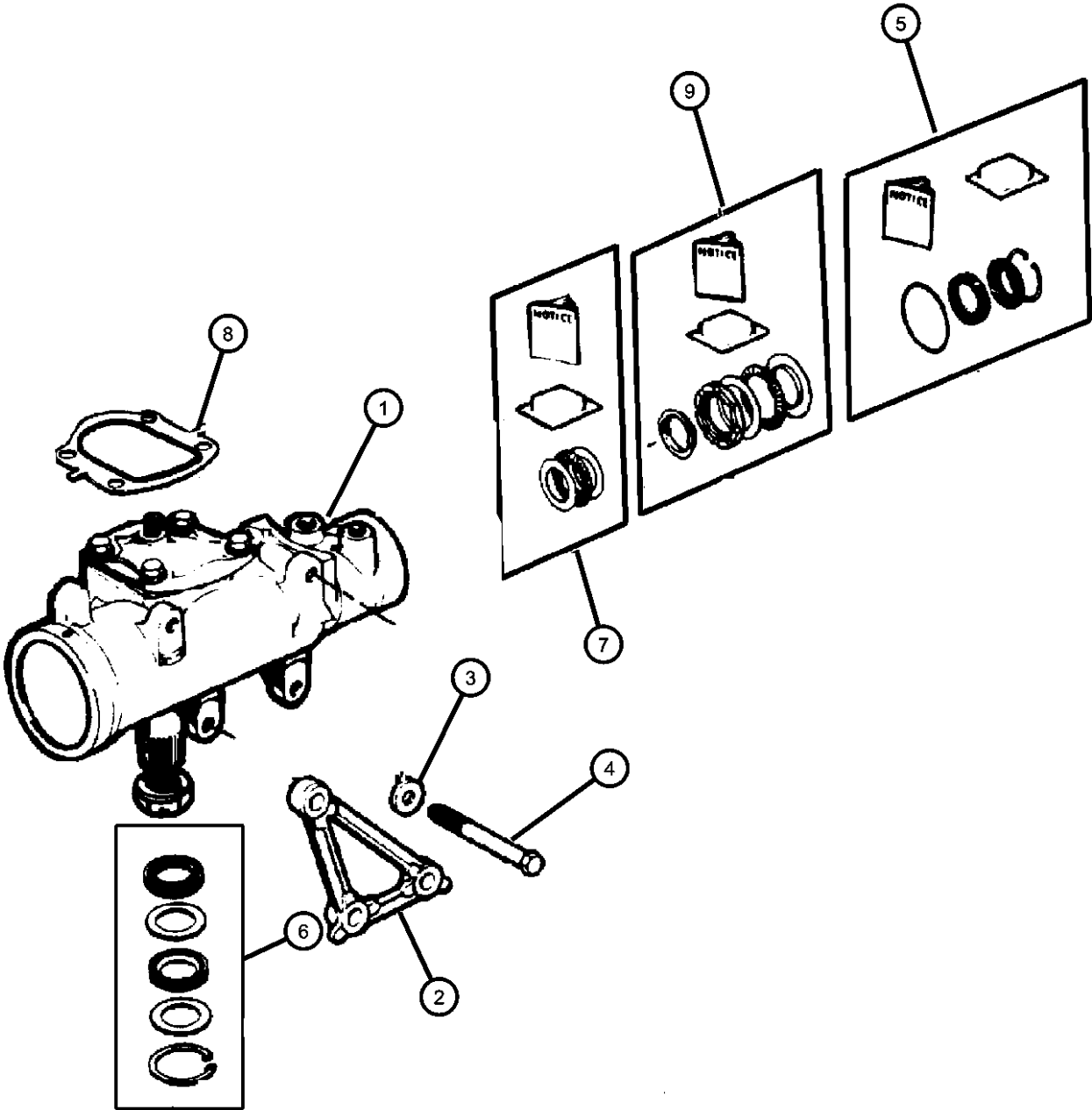
NOTE:
Sales Codes:
DGO=All Automatic Transmissions
DBB=All Manual Transmissions



1									COLUMN, Steering, Non tilt
	04897818AB	1					DGO		
	04897820AB	1					DBB		
2									COLUMN, Steering, Tilt
	04897809AB	1					DGO		
	04897811AB	1					DBB		
3	52078930AB	1	U						BRACKET, Steering ColumnRight Hand Drive
4	06501279	5							NUT, Hex Flange Lock, M8x1.25
5	06501279	5							SEAL, Steering Column Shaft, (NOT REQUIRED)
6									SHROUD, Steering Column
	5FV70LAZAC	1					DGO		Lower, Automatic Transaxle
	5FV71LAZAC	1					DBB		W/ Tilt, Upper, Automatic Transaxle
		1					DGO		W/ Tilt, Upper
	5FV74LAZAC	1					DBB		W/O Tilt, Upper
		1					DGO		W/O Tilt, Upper
	5FV76LAZAC	1					DBB		Lower, Manual Transmission
7	06035434	3							SCREW AND WASHER, Pan Head
8	52079010AC	1							SHAFT, Intermediate
9	06503210	2							SCREW, Hex Flange Head, M10x1.5x35.
10	56009071	1							CLOCKSPRING
11									BRACKET, Instrument Panel Wiring
	56009146	1	J, T						
	56009147	1	U						

AR = use ase required - = Non illustrated part

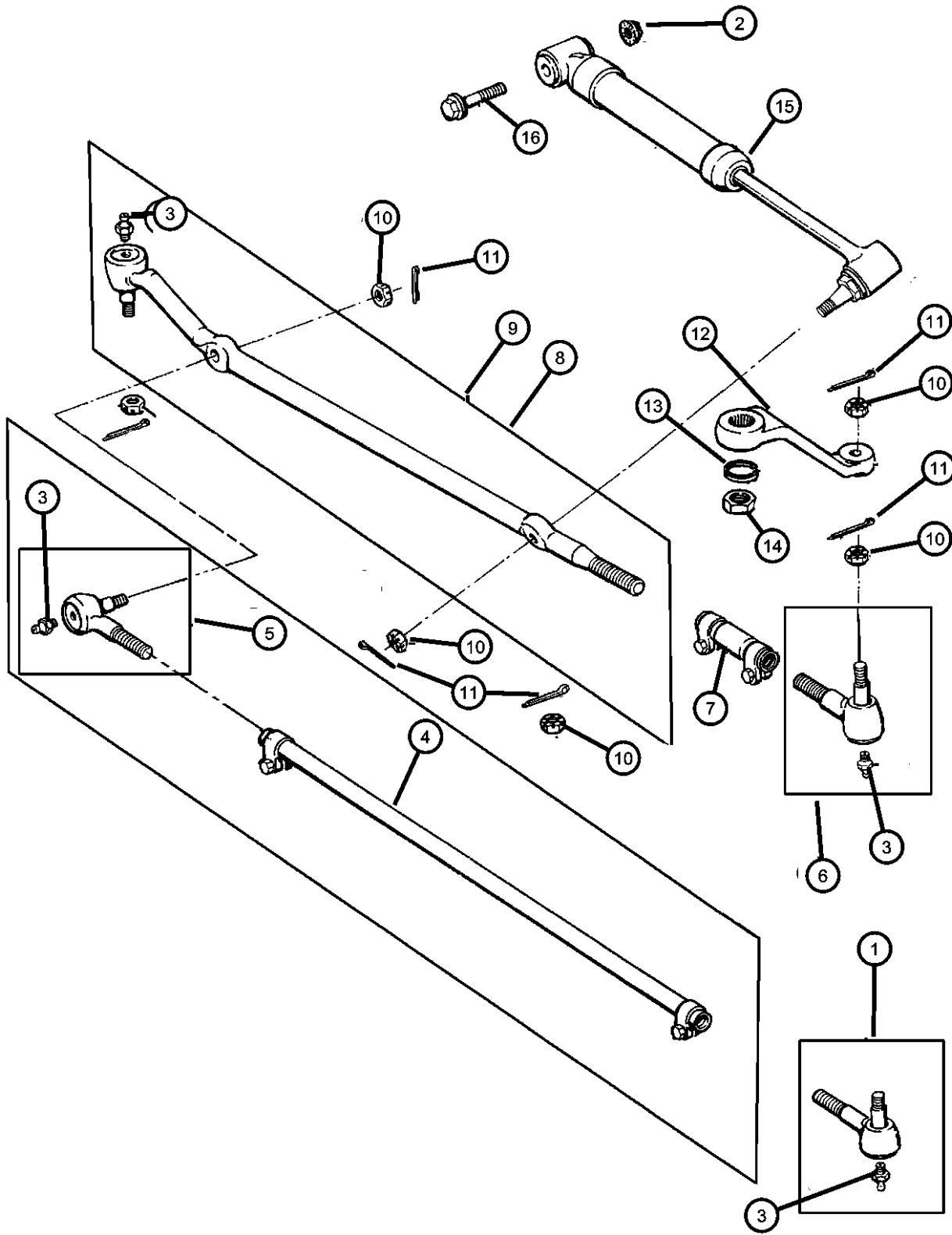
Gear, Steering
Figure 19-320



ITEM	PART NUMBER	QTY	LINE	SERIES	BODY	ENGINE	TRANS	TRIM	DESCRIPTION
1	52088386AB	1	J, T						GEAR, Power Steering
	52088532AH	1	U						Left Hand Drive
2	52000090	1	J, T						Right Hand Drive
	52006512	1	U						ADAPTER, Steering Gear
3	J4003926	3							Left Hand Drive
4	06035939AA	3							Right Hand Drive
5	03893557	1	J, T						WASHER, Flat, .437x.875x.135
		1	U						SCREW, Hex Head
6	04470365	1	J, T						SEAL KIT, Steering gear end plug
		1	U						
7	04897000AA	1	J, T						SEAL KIT, Steering gear pitman shaft
		1	U						
8	03893558	1	J, T						REPAIR KIT, Thrust Bearing, Steering Gear
		1	U						
9	04886349AA	1	J, T						SEAL, Steering Gear Cover
		1	U						

AR = use ase required - = Non illustrated part

Linkage and Damper
 Figure 19-420



ITEM	PART NUMBER	QTY	LINE	SERIES	BODY	ENGINE	TRANS	TRIM	DESCRIPTION
1	52005741	1	J, T						SOCKET, Tie Rod, Outer
		1	U						
2	06502697	2							NUT, Hex Flange Lock, M12x1.75
3	83507064	1	U						FITTING PACKAGE, Grease
		1	J, T						
4	52005743	1	J, T						TUBE, Tie Rod
		1	U						
5	52005740	1	J, T						SOCKET, Tie Rod, Inner
		1	U						
6	52005739	1	J, T						SOCKET
		1	U						
7	52005742	1	J, T						TUBE, Tie Rod
		1	U						
8	52006592	1	J, T						SOCKET, Drag Link
9	52006582	1	U						BALL JOINT, Front Knuckle
10	J0274428	1							NUT, Hex Slotted
11	34202101	1							PIN, Cotter
12	52000615	1	J, T						ARM, Pitman
		1	U						
13	52006505	1							WASHER, Lock, .875x1.469, (NOT SERVICED)
		1							
14	52006505	1							NUT, Steering Gear Arm, (NOT SERVICED)
		1							
15	52037506	1	U						DAMPER, Steering Linkage
		1	J, T						
16	11505098	1							BOLT, Hex Flange Head, M12x1.75x60
		1							

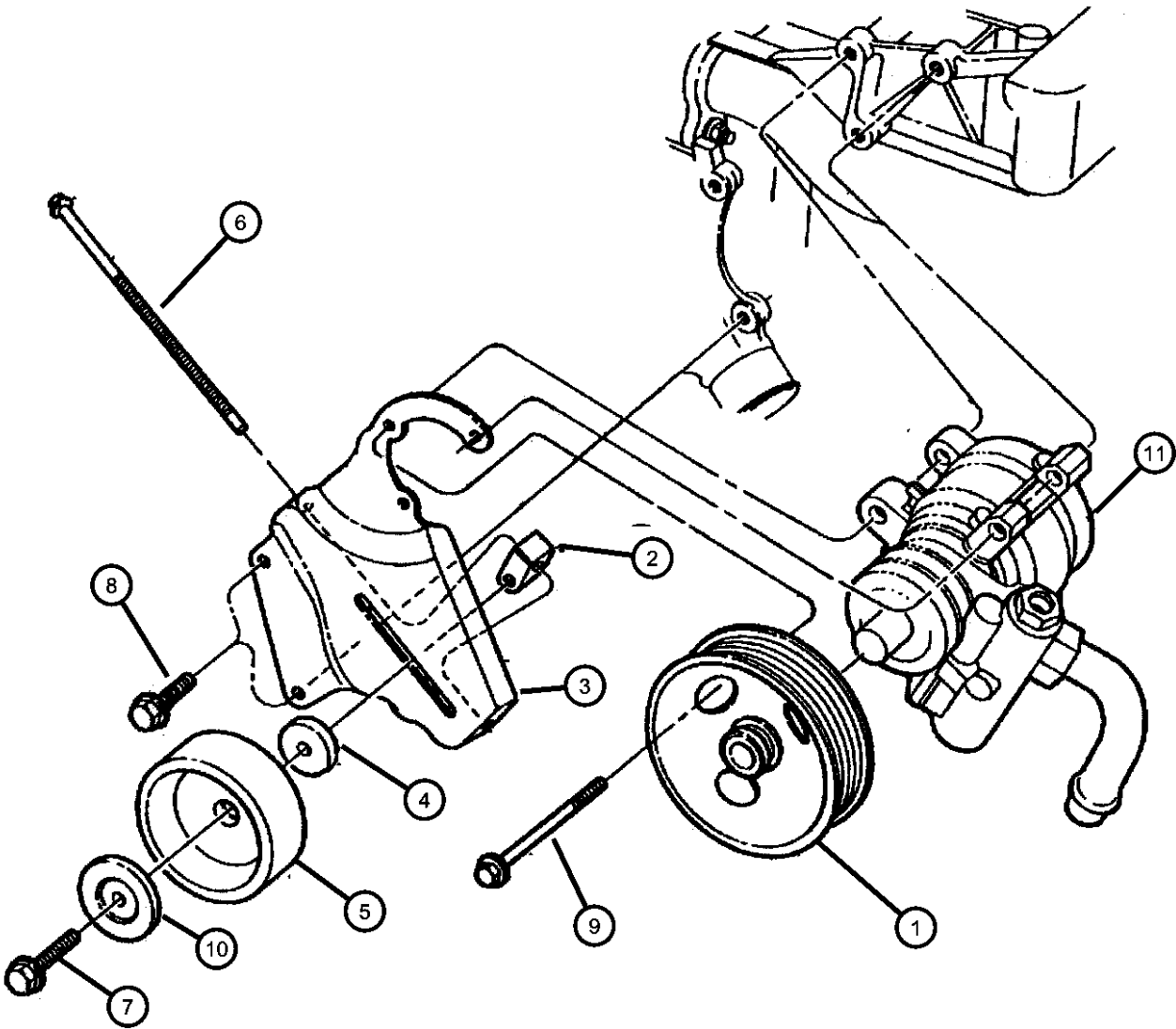
AR = use ase required - = Non illustrated part

Pump & Mounting 2.5L (EPE)
Figure 19-510

ITEM	PART NUMBER	QTY	LINE	SERIES	BODY	ENGINE	TRANS	TRIM	DESCRIPTION
------	-------------	-----	------	--------	------	--------	-------	------	-------------

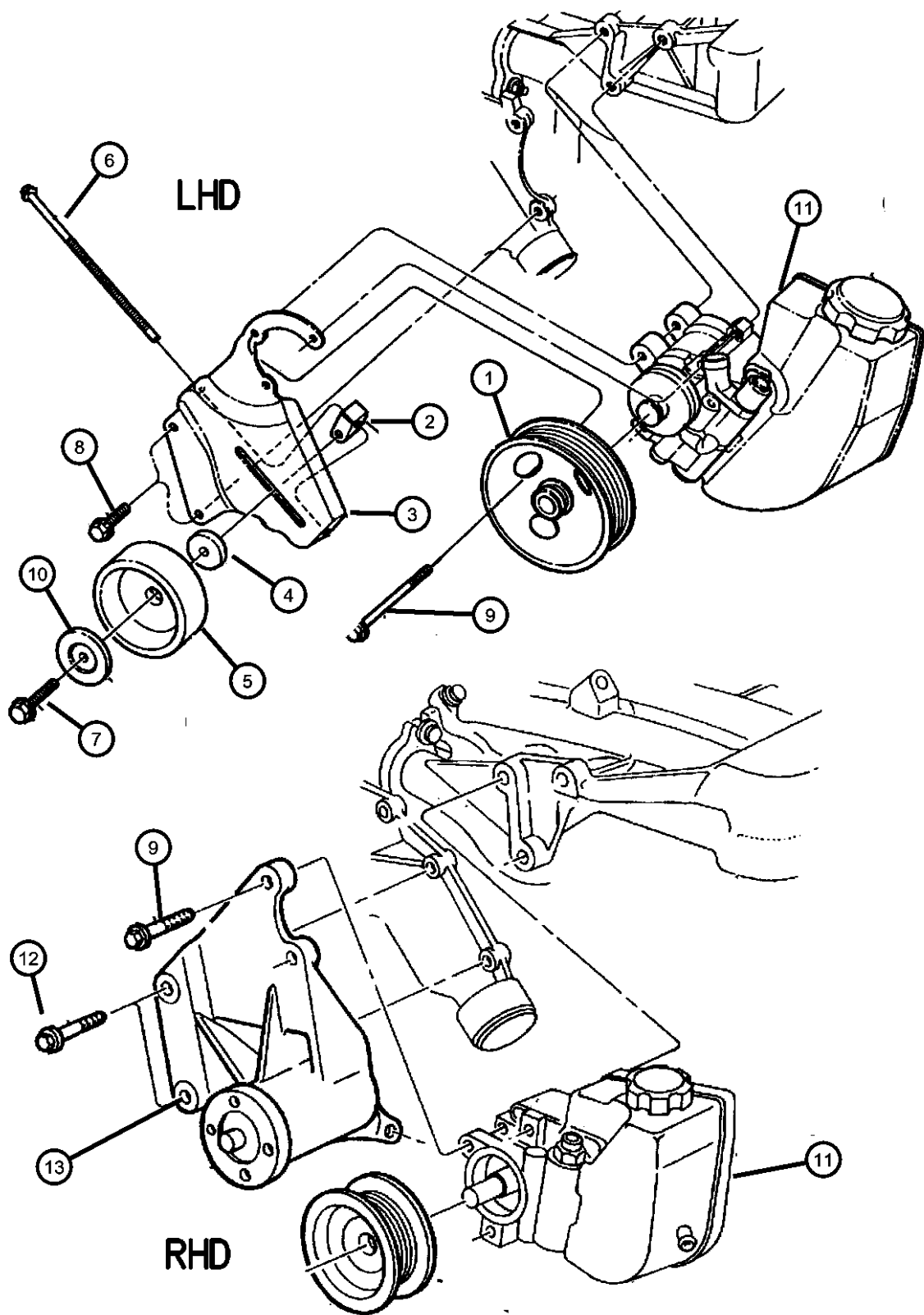
NOTE:
Sales Codes:
EP0= All 2.5L 4 Cyl Engine
ER0=All 4.0L In-Line 6 Engine

1	53010258AB	1				EP0, ER0			PULLEY, Power Steering Pump
2	53010149	1				EP0, ER0			COLLAR, Tensioner Adjustment
3	53010148	1				EP0			BRACKET, Tensioner
4	06503230	1				EP0, ER0			SPACER, Belt Tensioner
5	04792112	1				EP0, ER0			PULLEY, Idler
6	06503198	1				EP0, ER0			BOLT
7	34202029	1				EP0, ER0			BOLT, Hex Flange Head, M10x1.50x50
8	34202029	1							SCREW AND WASHER, .375-16x1.00, (NOT SERVICED)
9	06502425	3				EP0			SCREW AND WASHER, Hex Head, M8x1.25x95
10	33002201	1				EP0, ER0			BUSHING, Idler Pulley
11	52088018	1				EP0			PUMP, Power Steering
	R2088018								Mopar Remanufactured Part



AR = use ase required - = Non illustrated part

Pump & Mounting 4.0L (ERH)
Figure 19-520



ITEM	PART NUMBER	QTY	LINE	SERIES	BODY	ENGINE	TRANS	TRIM	DESCRIPTION
NOTE: Sales Codes: EP0=All 2.5L 4 Cyl Gas Engines ER0=All 4.0L 6 Cyl Gas Engine									
1	53010258AB	1				EP0, ER0			PULLEY, Power Steering Pump
2	53010149	1				EP0, ER0			COLLAR, Tensioner Adjustment
3	53010148	1	J, T			ER0			BRACKET, Tensioner
4	06503230	1				EP0, ER0			SPACER, Belt Tensioner
5	04792112	1				EP0, ER0			PULLEY, Idler
6									BOLT
	04637491	1	T			ER0	DGS		
		1	J, U			ER0	DGS		
7	34202029	1				EP0, ER0			BOLT, Hex Flange Head, M10x1.50x50
8	34202029	1							SCREW AND WASHER, .375-16x1.00, (NOT SERVICED)
9	06502425	3				EP0			SCREW AND WASHER, Hex Head, M8x1.25x95
10	33002201	1				EP0, ER0			BUSHING, Idler Pulley
11	52087871AD	1	J, T			ER0			PUMP, Power Steering, 04897287AB CAP
	R2087871AD								Mopar Remanufactured Part
12	J4007073	2							SCREW AND WASHER, .375-16x1.125
13	53010243	1	U			ER0			BRACKET, Power Steering Pump

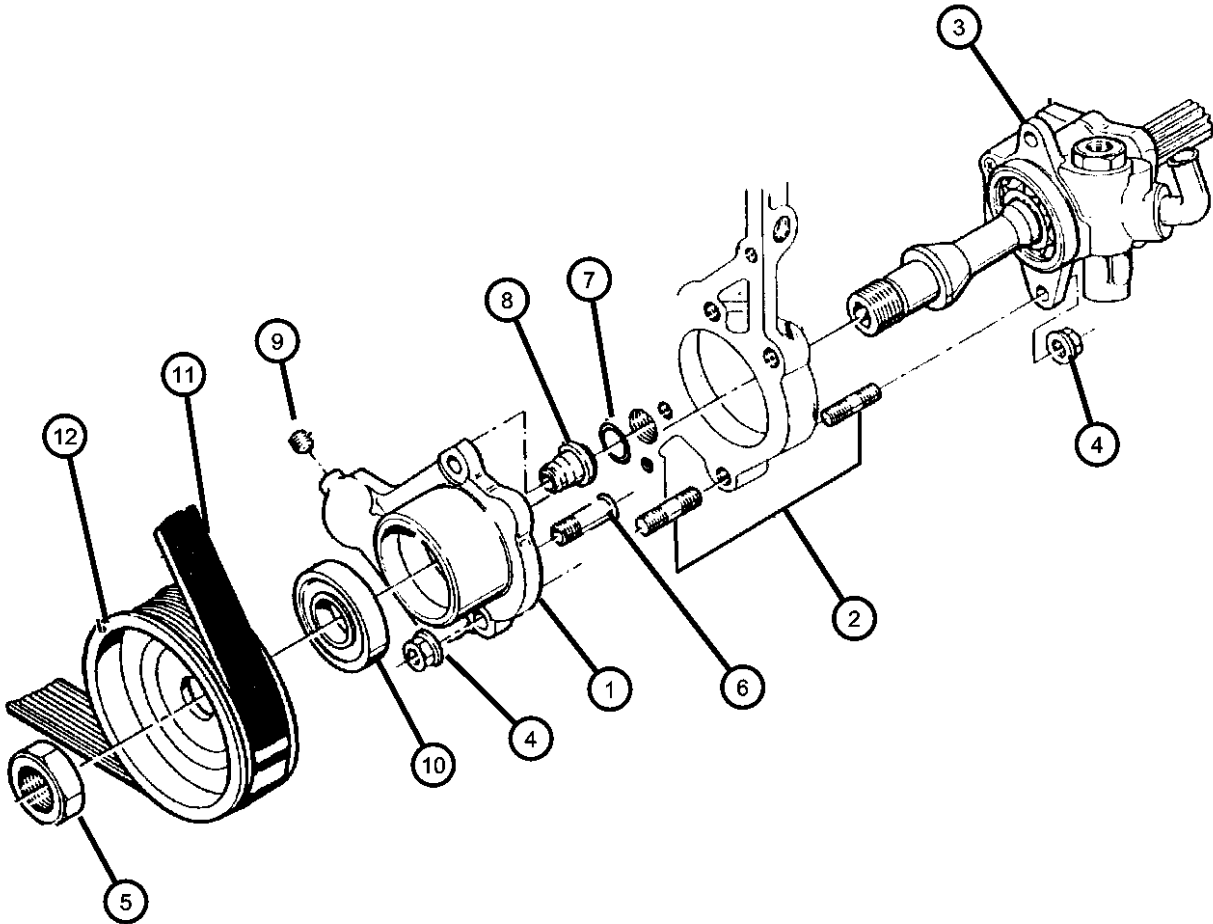
AR = use ase required - = Non illustrated part

Pump & Mounting 2.5L Turbo Diesel (ENC)
Figure 19-530

ITEM	PART NUMBER	QTY	LINE	SERIES	BODY	ENGINE	TRANS	TRIM	DESCRIPTION
------	----------------	-----	------	--------	------	--------	-------	------	-------------

NOTES:
Sales Codes:
ENC=2.5L 4 Cyl Turbo Diesel Engine
EN0=All 2.5L 4 Cyl Turbo Diesel Engine

1	04883461AA	1				EN0			SUPPORT, Power Steering Pump
2	04723331	5				EN0			STUD, M8x25
3	04883460AA	1				EN0			PUMP, Power Steering
4	04720699	1				EN0			NUT, Hex Lock, M8
5	04720699	1							NUT, Power Steering Pump Pulley, (NOT SERVICED)
6	05003548AA	1				EN0			PIPE, Vacuum Pump
7	04723334	1				EN0			GASKET, Valve
8	04723335	1				EN0			VALVE, Vacuum Pump
9	04883425AA	1				EN0			PLUG
10	04723339	1				EN0			BEARING, Power Steering Pump Shaft
11	04883445AA	1				EN0			BELT, Accessory Drive
12	04796034	1				EN0			PULLEY, Power Steering Pump

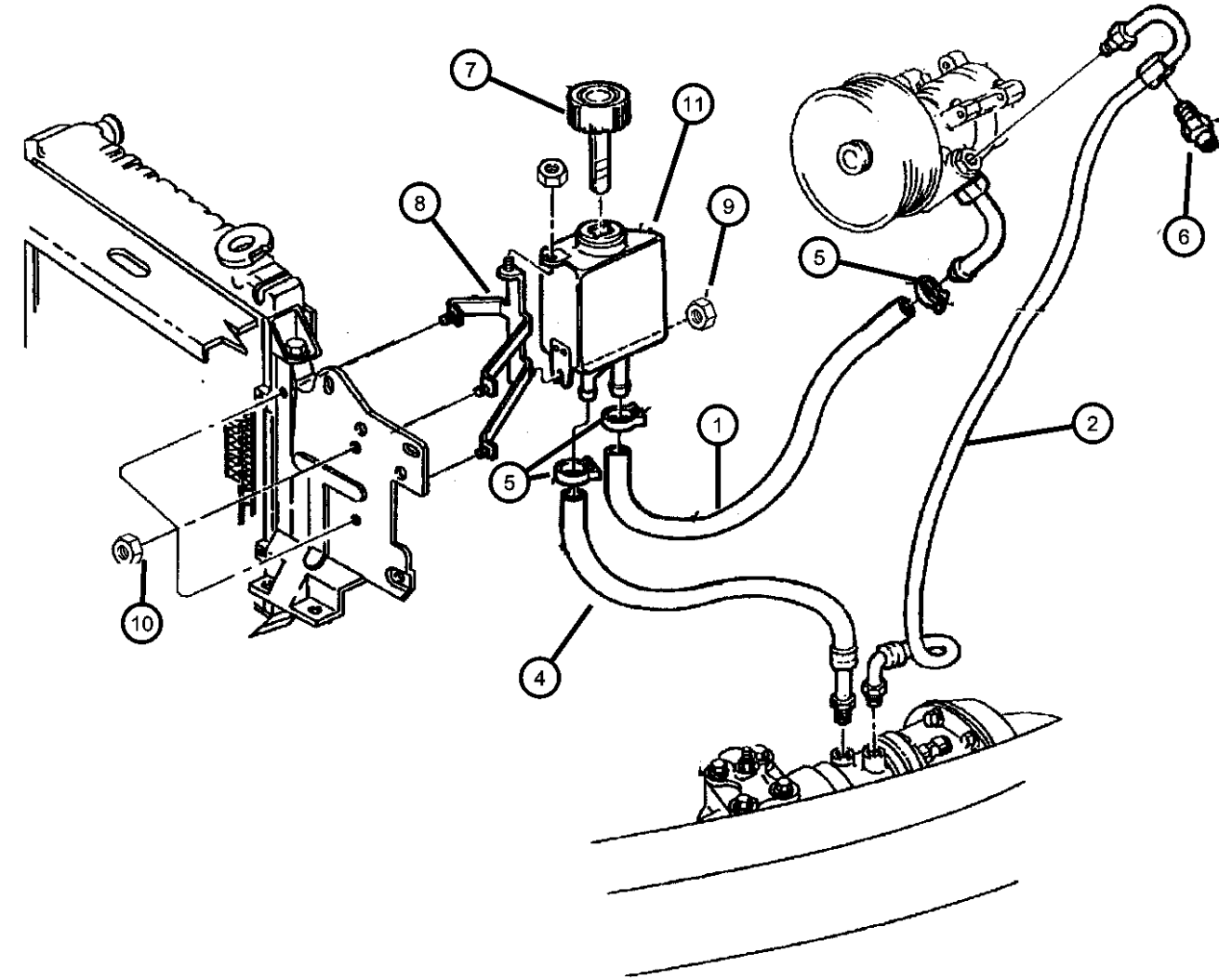


AR = use ase required - = Non illustrated part

Hose & Reservoir, 2.5L Engine (EPE) LHD
Figure 19-710

ITEM	PART NUMBER	QTY	LINE	SERIES	BODY	ENGINE	TRANS	TRIM	DESCRIPTION
------	-------------	-----	------	--------	------	--------	-------	------	-------------

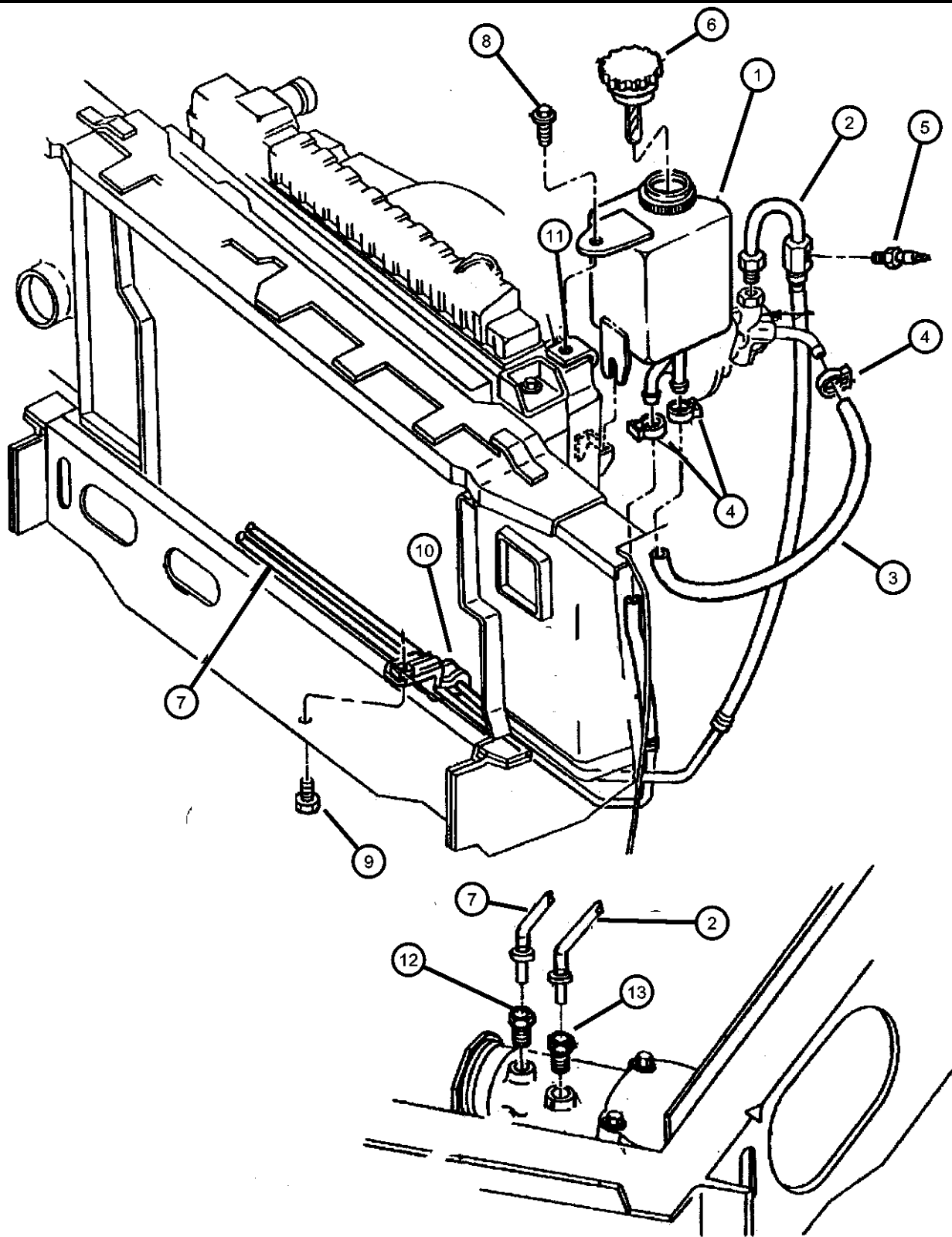
NOTES:
Sales Codes:
EPE=2.5L 4 Cyl Engine
EP0=All 2.5L 4 Cyl Engine
LHD= Left Hand Drive



1	52088216AC	1				ENC			HOSE, Pump Supply
2	52088387AC	1	J, T			EPE			HOSE, Power Steering Pressure
-3	05205254	2	J, T			EPE			O RING, Power Steering Hose
4	52003135AB	1	J, T			EP0			HOSE, Power Steering Return
5	02448770	2				EP0			CLAMP, Hose
6	56027906AB	1	J, T			EPE			SWITCH, Power Steering
7	04694766	1				ENC, EP0			CAP, Power Steering Pump
8	52087766	1				ENC			BRACKET, Power Steering Reservoir
9	11503745	2	J, T			EP0			NUT, Hex, M6x1
10	11502722	2							NUT, Hex Flange, M5x.8
11	52087713AB	1				EP0			RESERVOIR, Power Steering Pump

AR = use ase required - = Non illustrated part

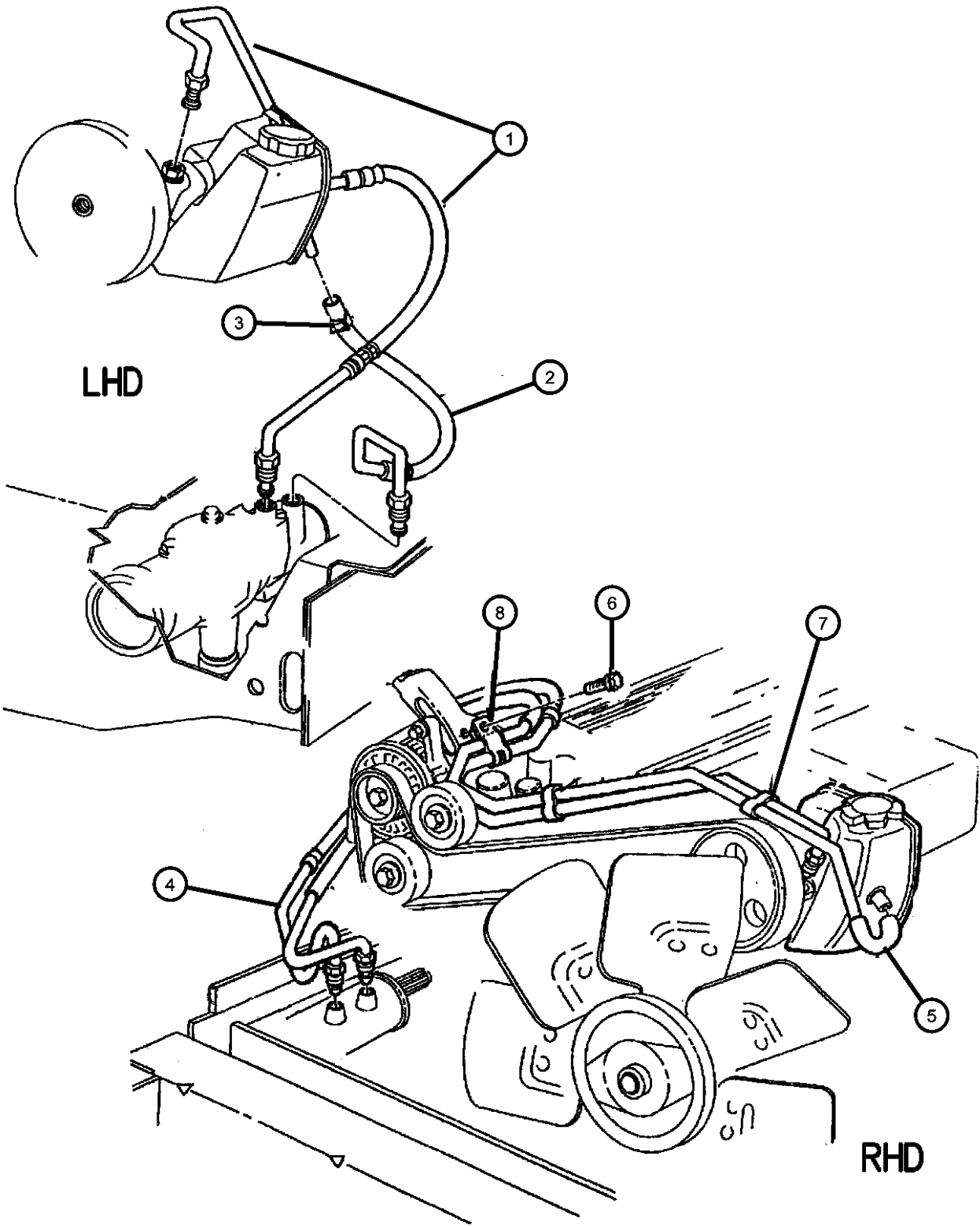
Hoses & Reservoir, 2.5L (EPE) RHD
Figure 19-720



ITEM	PART NUMBER	QTY	LINE	SERIES	BODY	ENGINE	TRANS	TRIM	DESCRIPTION
NOTES: Sale Code ENC=2.5L 4 Cyl Turbo Diesel Engine EPE=2.5L Power Tech EPO= All 2.5L 4 Cyl Gas Engine ENO= All 2.5L 4 Cyl Tubro Diesel Engine RHD= Right Hand Drive									
1	52087713AB	1				ENC			RESERVOIR, Power Steering Pump
2	52088388AC	1	U			EPE			HOSE, Power Steering Pressure
3	52088216AC	1				ENC			HOSE, Pump Supply
4	02448770	3	U						CLAMP, Hose
5	56027906AB	1	U			EPE			SWITCH, Power Steering
6	04694766	1				ENC, EP0			CAP, Power Steering Pump
7	52088166AD	1	U			EP0			HOSE, Power Steering Return
8	34202575	6							SCREW AND WASHER, Hex Head
9	06503270	2	U			EP0			SCREW, Hex Head, M8x1.25x30
10	04333457	2	U			EP0			BRACKET, Power Steering Hose
11	06101712	1	J, T			EP0, ER0			NUT, U, M6x1
12	52037556	1	U			ENC, EPE			FITTING, Power Steering, Quick Connect
13	52037556	1	U			ENC, EPE			FITTING, Power Steering, Quick Connect

AR = use ase required - = Non illustrated part

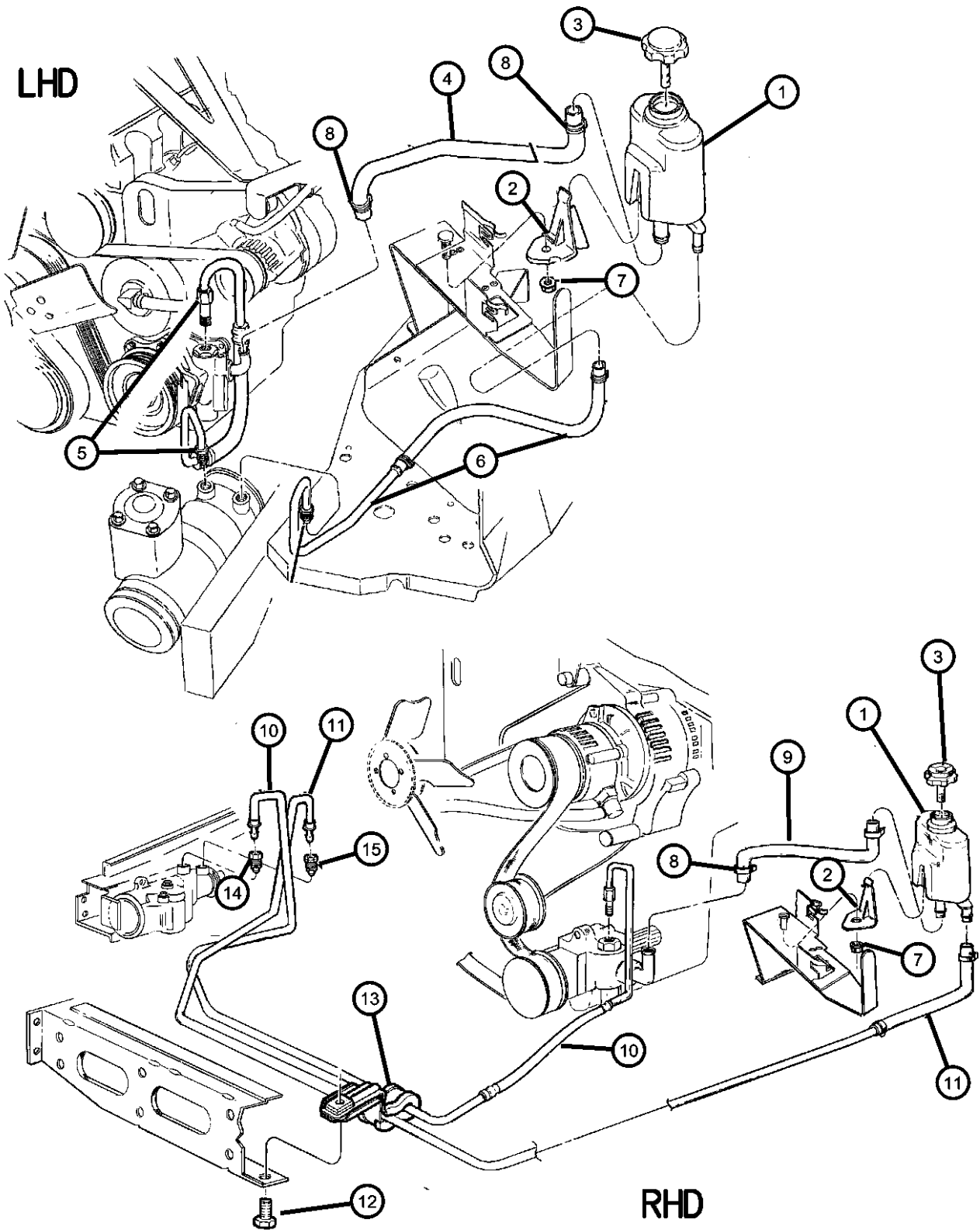
Hoses & Reservoir, 4.0L (ERH)
Figure 19-730



ITEM	PART NUMBER	QTY	LINE	SERIES	BODY	ENGINE	TRANS	TRIM	DESCRIPTION
NOTE: Sales Codes: ERH=4.0L In-Line 6 Engine ER0=All 4.0L In-Line 6									
1	52088489	1	J, T			ER0			HOSE, Power Steering Pressure
2	52037645	1	J, T			ER0			HOSE, Power Steering Return
3	02448770	1	B, J, T, U						CLAMP, Hose
4	52088021	1	U			ER0			HOSE, Power Steering Pressure
5	52087975	1	U			ER0			HOSE, Power Steering Return
6	06502946	1	U			ER0			SCREW, Heat Shield, M6x1.00x13.00
7	52087977	1	U			ER0			CLIP, Power Steering Hose
8	52087977	1	U			ER0			CLIP, Power Steering Hose

AR = use ase required - = Non illustrated part

Hoses & Reservoir 2.5L (ENC) Turbo Diesel
Figure 19-740



ITEM	PART NUMBER	QTY	LINE	SERIES	BODY	ENGINE	TRANS	TRIM	DESCRIPTION
NOTES: Sales Code: ENC=2.5L 4 Cyl Turbo Diesel									
1	52087713AB	1				ENC			RESERVOIR, Power Steering Pump
2	52087766	1				ENC			BRACKET, Power Steering Reservoir
3	04694766	1				ENC, EP0			CAP, Power Steering Pump
4	52088216AC	1				ENC			HOSE, Pump Supply
5	52087783AC	1	J, T			ENC			HOSE, Power Steering Pressure
6	52087892AB	1	U			ENC			HOSE, Power Steering Return
7	06100516	1				ENC			NUT, Hex Flange Lock, M6 Phosphate
8	02448770	1				ENC, EP0			CLAMP, Hose
9	52088216AC	1				ENC			HOSE, Pump Supply
10	52087886	1	U			ENC			HOSE, Power Steering Pressure
11									HOSE, Power Steering Return
	52087892AB	1	U			ENC			
	52088184AC	1	J, T			ENC			
12	06501648	4				EP0, ER0	DG0		SCREW, Hex Flange Head, M8x1.25x25.00
13	52088109	2	J, T			ENC			BRACKET, Power Steering Hose
14	52037556	1				ENC, EPE			FITTING, Power Steering, Quick Connect
15	52088116	1				ENC, EPE			FITTING, Power Steering, Quick Connect

AR = use ase required - = Non illustrated part

Group - AW4

Automatic Transmission 4 Speed

Group - AW4 Automatic Transmission 4 Speed

Illustration Title

Group-Fig. No.

Transmission Assembly

Transmission AW4 (DGS) Fig. AW4 - 110

Case and Extension

Case & Related Parts AW4 (DGS)..... Fig. AW4 - 210

Oil Pump

Oil Pump AW4 (DGS)..... Fig. AW4 - 310

Gear Train

Overdrive Clutch AW4 (DGS) Fig. AW4 - 410

Clutches, Forward & Direct AW4 (DGS)..... Fig. AW4 - 420

Clutch & Sun Gear AW4 (DGS) Fig. AW4 - 430

Gear Train AW4 (DGS) Fig. AW4 - 440

Bands, Reverse and Kickdown

Bands AW4 (DGS) Fig. AW4 - 510

Valve Body

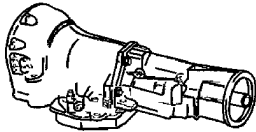
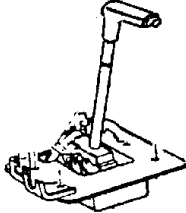
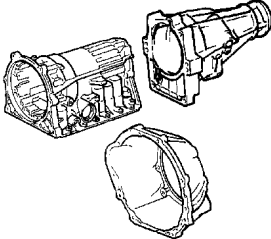

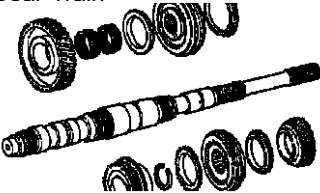
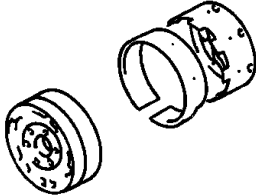
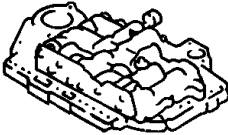
Valve Body AW4 (DGS)..... Fig. AW4 - 710

Accumulator Piston AW4 (DGS) Fig. AW4 - 720

Lock, Parking AW4 (DGS)..... Fig. AW4 - 730

Gearshift Controls

Gearshift Controls AW4 (DGS).....Fig. AW4 - 1210

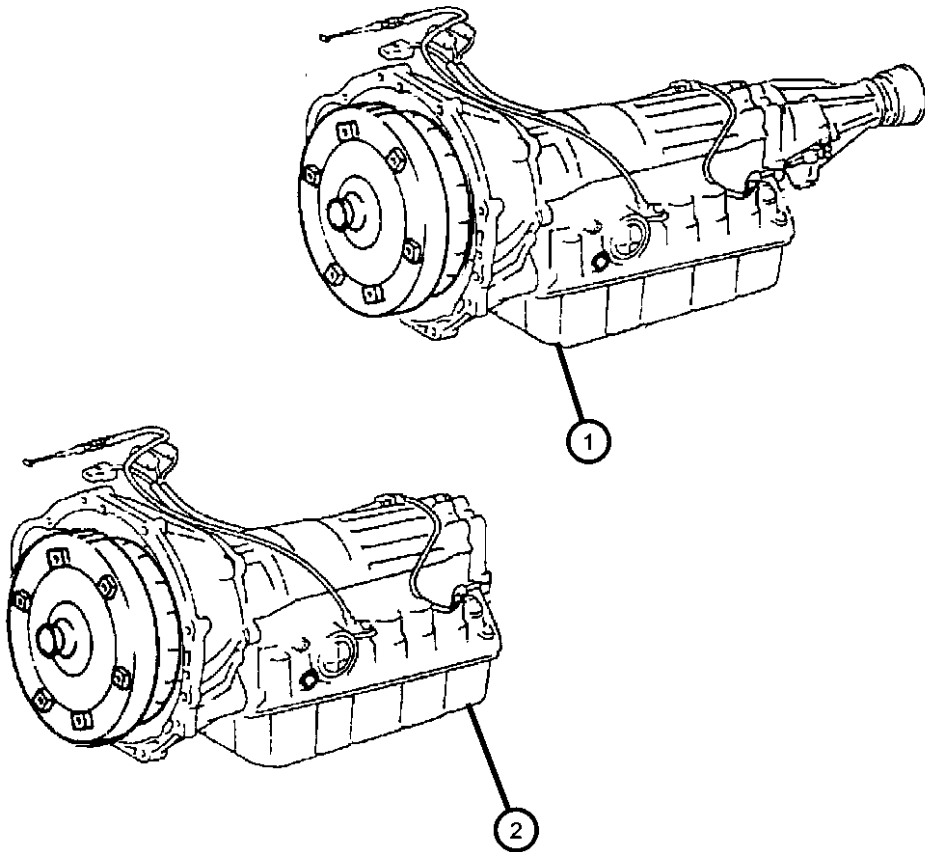
<div><div>AW4-100</div><div>Transmission Assembly</div><div></div></div>	<div><div>AW4-1200</div><div>Gearshift Controls</div><div></div></div>	<div><div>AW4-200</div><div>Case and Extension</div><div></div></div>	<div><div>AW4-300</div><div>Oil Pump</div><div></div></div>
<div><div>AW4-400</div><div>Gear Train</div><div></div></div>	<div><div>AW4-500</div><div>Bands, Reverse and Kickdown</div><div></div></div>	<div><div>AW4-700</div><div>Valve Body</div><div></div></div>	

Transmission AW4 (DGS)
Figure AW4-110

ITEM	PART NUMBER	QTY	LINE	SERIES	BODY	ENGINE	TRANS	TRIM	DESCRIPTION
------	----------------	-----	------	--------	------	--------	-------	------	-------------

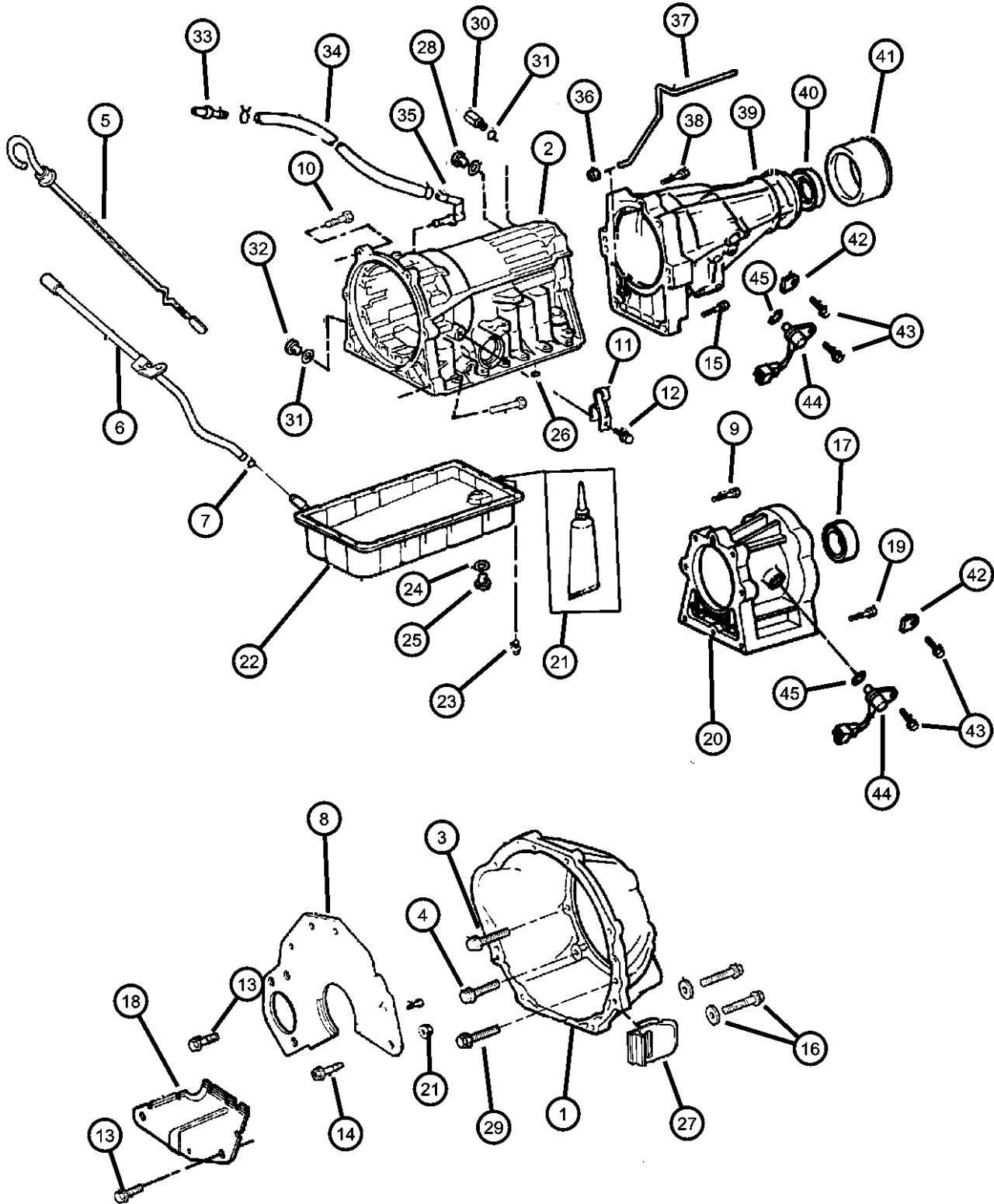
NOTE:
Sales Codes:
ERH=4.0L Power Tech Engine
ER0=All 4.0L In-line 6 Engines

1	52104180AC	1	T			ER0	DGS		TRANSMISSION, 2 Wheel Drive
2	52104210AB	1	J, U			ER0	DGS		TRANSMISSION, 4 Wheel Drive



AR = use ase required - = Non illustrated part

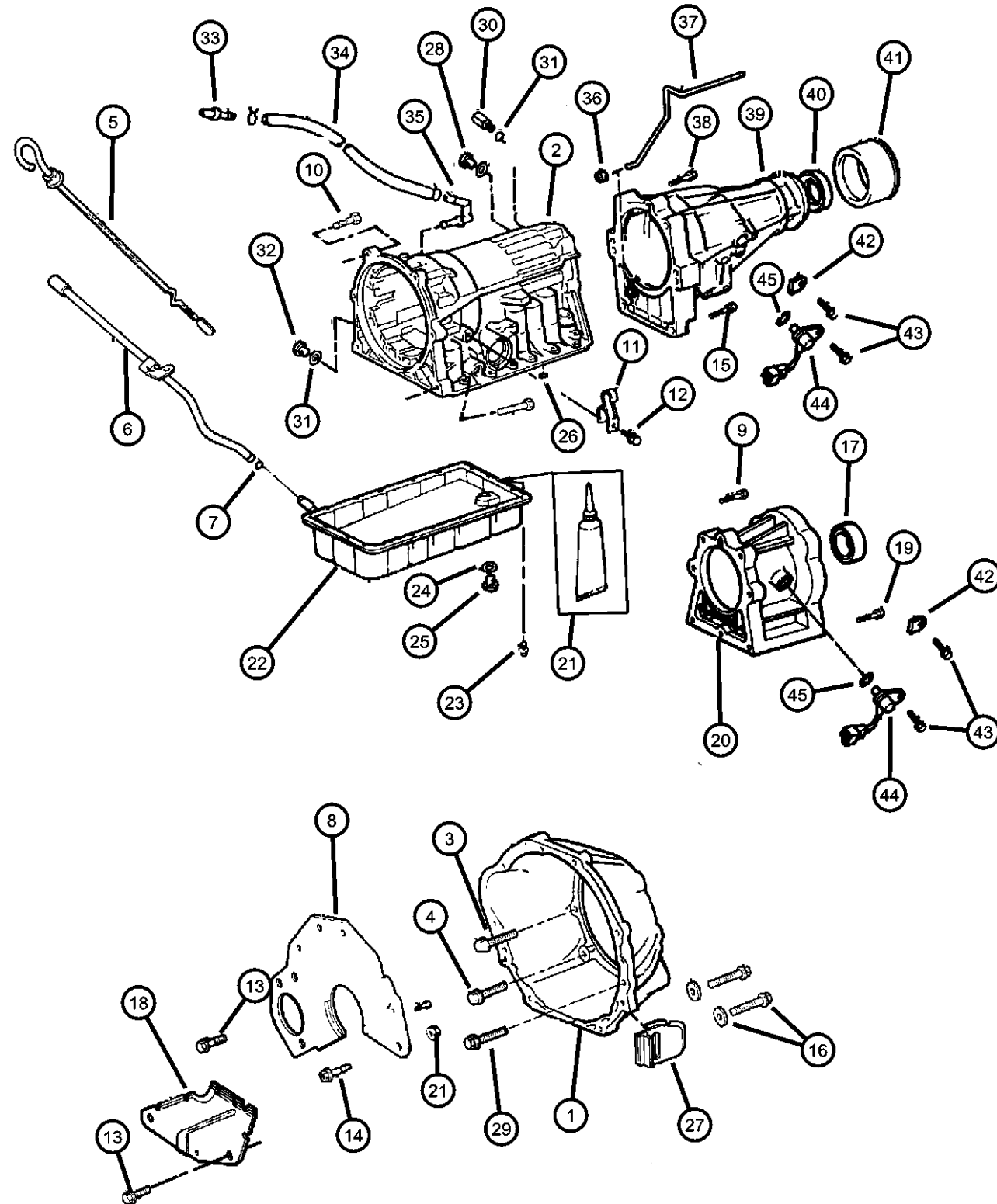
Case & Related Parts AW4 (DGS)
Figure AW4-210



ITEM	PART NUMBER	QTY	LINE	SERIES	BODY	ENGINE	TRANS	TRIM	DESCRIPTION
NOTES: Sales Codes: ERH=4.0L In-Line 6 Engine ER0=All 4.0L In-Line 6 Engines DGS=4 Speed Automatic Transmission									
1	83504062	1	T			ER0	DGS		HOUSING, Torque Converter
		1	J, U			ER0	DGS		
2	04897731AA	1	J, U			ER0	DGS		CASE, Transmission
		1	T			ER0	DGS		
3	83503747	4	T			ER0	DGS		BOLT, M10x1.50x35
		4	J, U			ER0			
4	83503746	1	T			ER0	DGS		BOLT
		1	J, U			ER0	DGS		
5	52104146	1				ER0	DG0		INDICATOR, Transmission Fluid Level
6	53002870	1				ER0	DG0		TUBE, Filler
7	53003977	1				ER0	DG0		O RING, Indicator Tube Oil Level, Transmission
8	53004907	1				ER0	DG0		COVER, Converter
9	04637494	1	J, U			ER0	DGS		BOLT, M10x1.5x100
10	83503711	1	J, U			ER0	DGS		BOLT AND WASHER, M8x16
11	83503715	1	T			ER0	DGS		CLAMP, Transmission
12	83503746	1	T			ER0	DGS		BOLT
		1	J, U			ER0	DGS		
13	11502850	4				ER0	DG0		BOLT, Hex Flange Head, M8x1.25x20
14	11504922	2							BOLT, Hex Head, M12x1.75x50
15	04637492	3	T			ER0	DGS		BOLT, Transmission Case
16	04637492	3							BOLT AND WASHER, M10x1.5, (NOT SERVICED)
17	83504055	1	J, U			ER0	DGS		SEAL, Transmission Case
18	52118078	1				ER0	DG0		COVER, Transmission Dust
19	04637495	5	J, U			ER0	DGS		BOLT AND WASHER, M10x1.5x4
20	04897739AA	1	J, U			ER0	DGS		ADAPTER, Transmission
21	05010428AA	1	J, U			ER0	DGS		GASKET, Sealant
		1	T			ER0	DGS		
22	83504037	1	T			ER0	DGS		PAN, Transmission Oil

AR = use ase required - = Non illustrated part

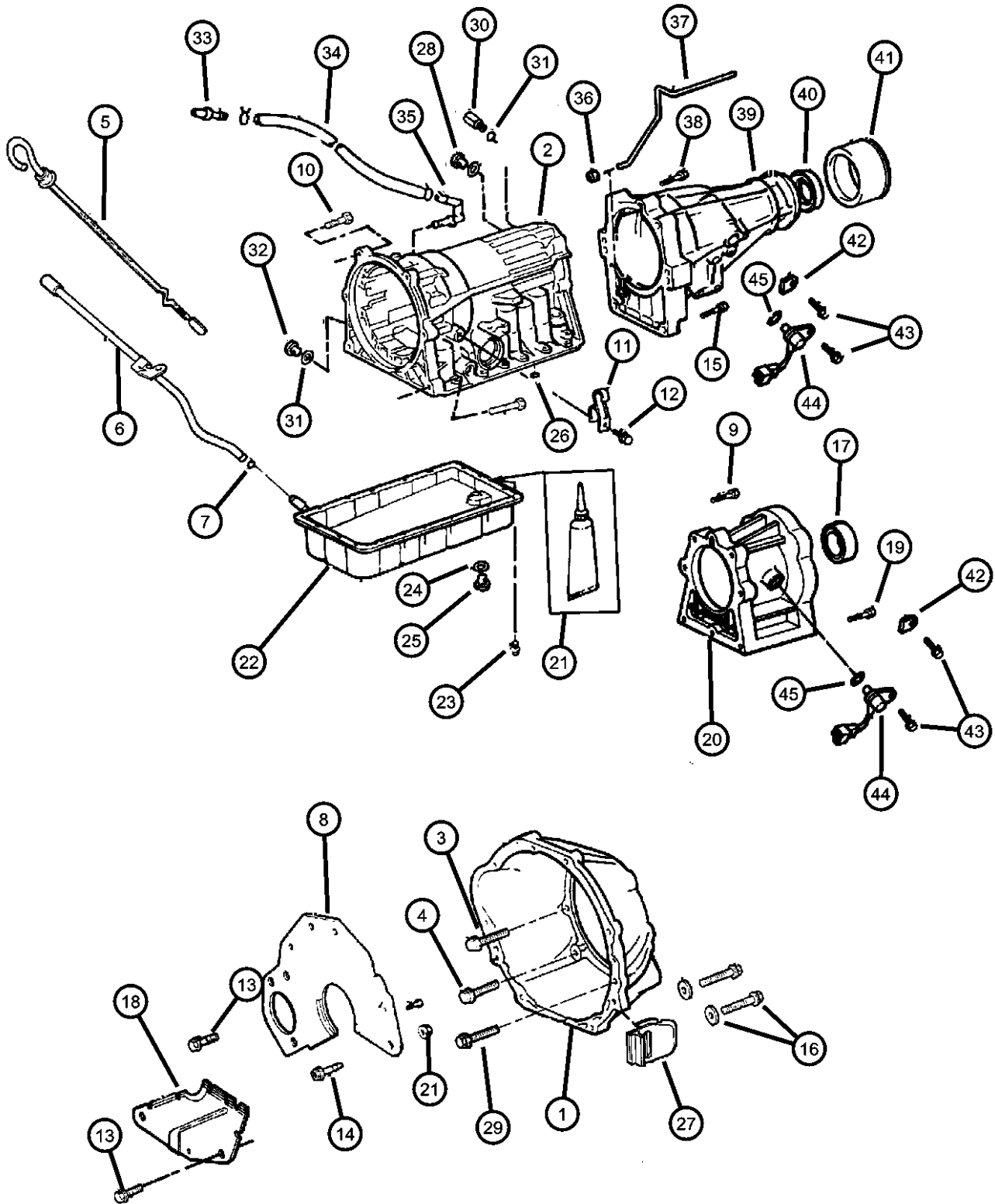
Case & Related Parts AW4 (DGS)
Figure AW4-210



ITEM	PART NUMBER	QTY	LINE	SERIES	BODY	ENGINE	TRANS	TRIM	DESCRIPTION
23		1	J, U			ER0	DGS		BOLT, Oil Pan
	04637548	19	T			ER0	DGS		
		19	J, U			ER0			
24									GASKET, Drain Plug
	83504040	1	T			ER0	DGS		
		1	J, U			ER0	DGS		
25									PLUG, Transmission
	83504041	1	T			ER0	DGS		
		1	J, U			ER0	DGS		
26									SEAL, Transmission
	05252444	1	T			ER0	DGS		
		1	J, U			ER0	DGS		
27	52117660	1				ER0	DG0		GROMMET, Timing Probe
28									PLUG, Transmission Case
	83503749	2	T			ER0	DGS		
		2	J, U			ER0			
29									BOLT
	04637491	1	T			ER0	DGS		
		1	J, U			ER0	DGS		
30									UNION, Transmission Oil Cooler
	83503728	2	T			ER0	DGS		
		2	J, U			ER0			
31									O RING, Oil Cooler
	83503727	2	J, U			ER0	DGS		
		2	T			ER0	DGS		
32	83503749	2	J, U			ER0			PLUG, Transmission Case
33									BREATHER, Transmission
	83503729	2	J, U			ER0	DGS		
		1	T			ER0	DGS		
34	83503720	1	J, U			ER0	DGS		HOSE, Transmission Vent
35	04897739AA	1	J, U			ER0	DGS		ADAPTER, Transmission
36	83504052	1	T			ER0	DGS		SEAL, Transmission Vent
37									TUBE, Valve Body
	83504334	2	T			ER0	DGS		
		2	J, U			ER0			
38	04637493	4	T			ER0	DGS		BOLT AND WASHER, M10x1.5
39	04897736AB	1	T			ER0	DGS		CASE, Transmission Rear
40									SEAL, Transmission Case
	83504048	1	T			ER0	DGS		

AR = use ase required - = Non illustrated part

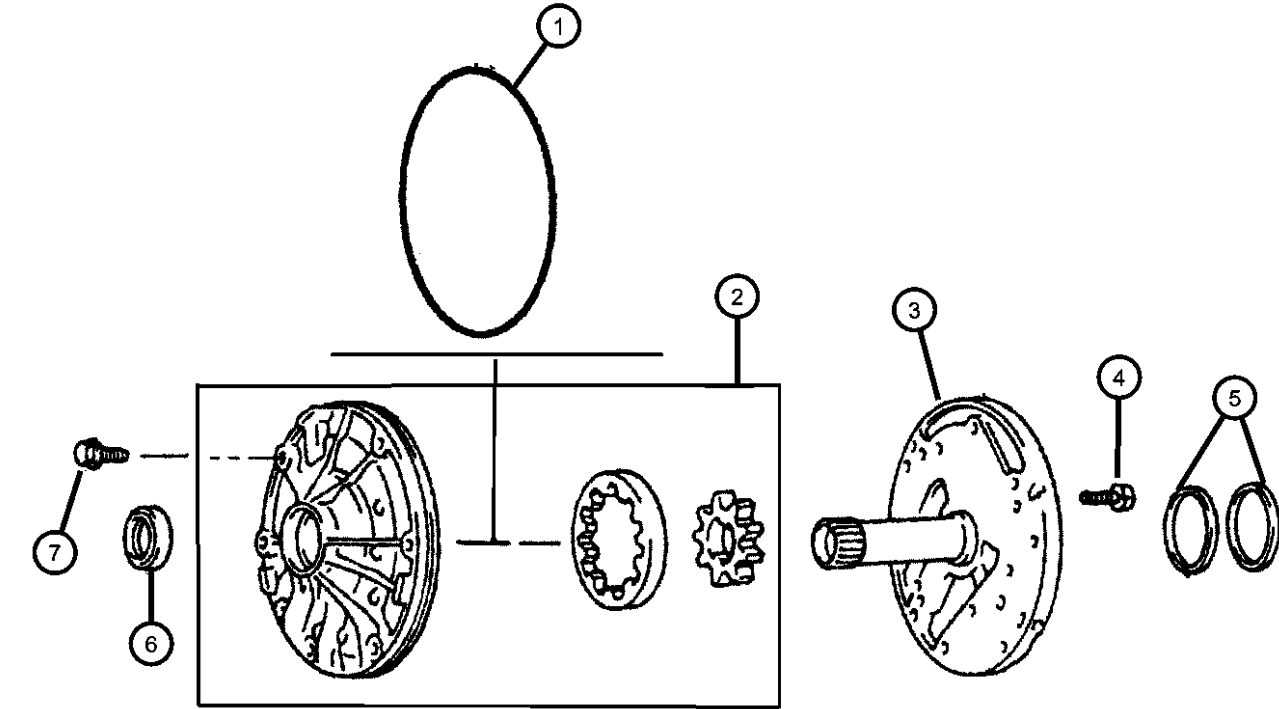
Case & Related Parts AW4 (DGS)
Figure AW4-210



ITEM	PART NUMBER	QTY	LINE	SERIES	BODY	ENGINE	TRANS	TRIM	DESCRIPTION
	83504055	1	J, U			ER0	DGS		
41	83504050	1	T			ER0	DGS		DEFLECTOR, Transfer Case Dust
42									PLATE, Retaining
	83503717	1	T			ER0	DGS		
		1	J, U			ER0	DGS		
43									SCREW AND CONED WASHER,
	34201808	2	T			ER0	DGS		Hex Head, M6x1.00x16.00
		2	J, U			ER0			
44									SENSOR, Vehicle Speed
	04897734AA	2	J, U			ER0	DGS		
		2	T			ER0	DGS		
45	05010301AA	1	J, U			ER0	DGS		O RING, Trans Speedo Adapter

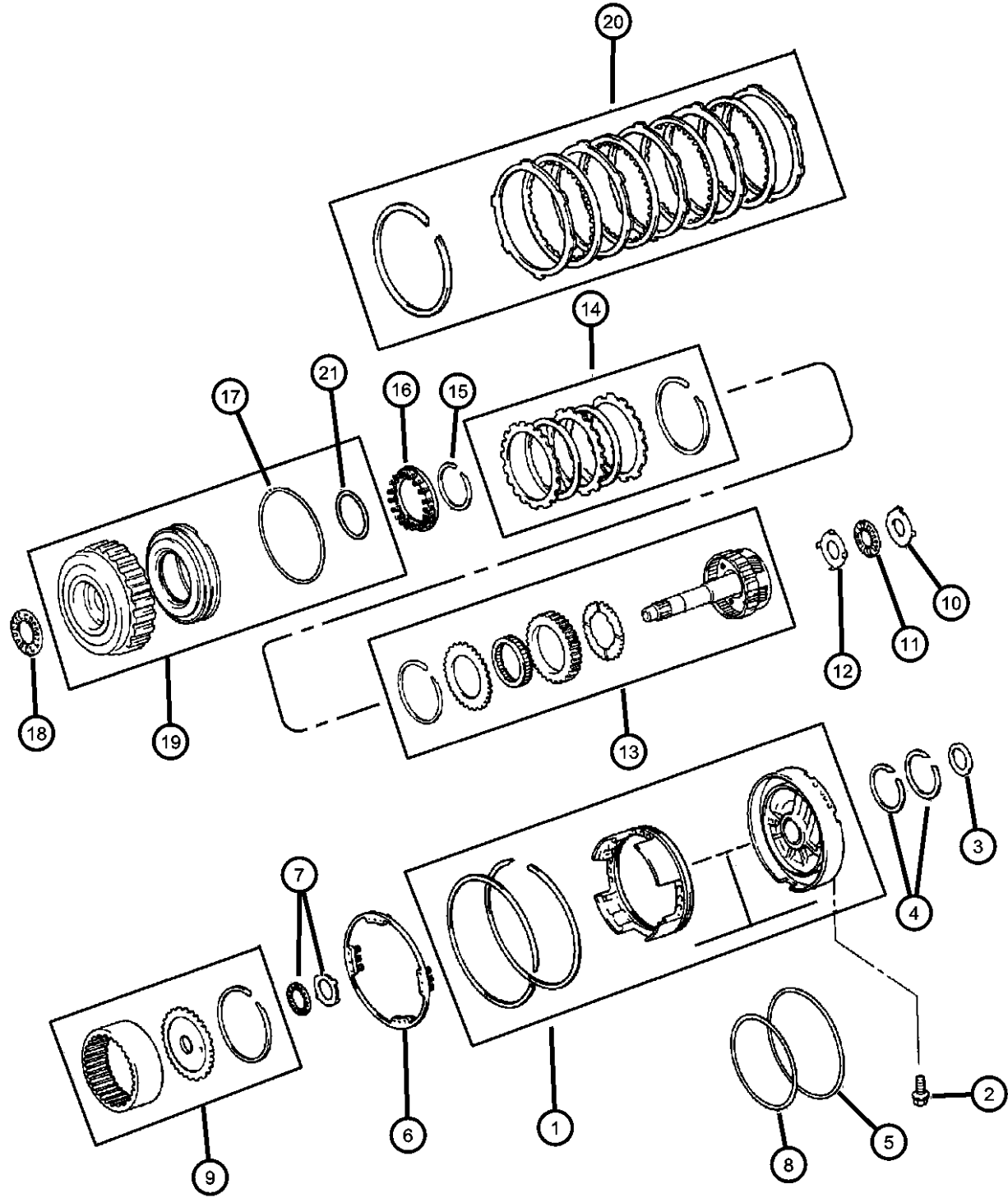
AR = use ase required - = Non illustrated part

Oil Pump AW4 (DGS)
Figure AW4-310

										ITEM	PART NUMBER	QTY	LINE	SERIES	BODY	ENGINE	TRANS	TRIM	DESCRIPTION
										NOTE: Sales Codes: ERH=4.0L In-line 6 Engine ER0=All 4.0L in-Line 6 Engines DGS=4 Speed Automatic Transmission									
										1	83503758	1	T			ER0	DGS		O RING, Transmission Pump Assy
												1	J, U			ER0	DGS		
										2	83504283	1	T			ER0	DGS		HOUSING, Pump
												1	J, U			ER0	DGS		
										3	04626166	1	T			ER0	DGS		STATOR, Support
												1	J, U			ER0	DGS		
										4	04626167	13	J, U			ER0	DGS		BOLT AND WASHER, Hex Head, M6x1.0x16
												1	T			ER0	DGS		
										5	83503757	4	J, U			ER0	DGS		SEAL, Pump Reaction Shaft
												4	T			ER0	DGS		
										6	83503752	1	T			ER0	DGS		SEAL, Transmission Oil Pump
												1	J, U			ER0	DGS		
										7	83503759	4	J, U			ER0	DGS		BOLT
												7	T			ER0	DGS		

AR = use ase required - = Non illustrated part

Overdrive Clutch AW4 (DGS)
Figure AW4-410

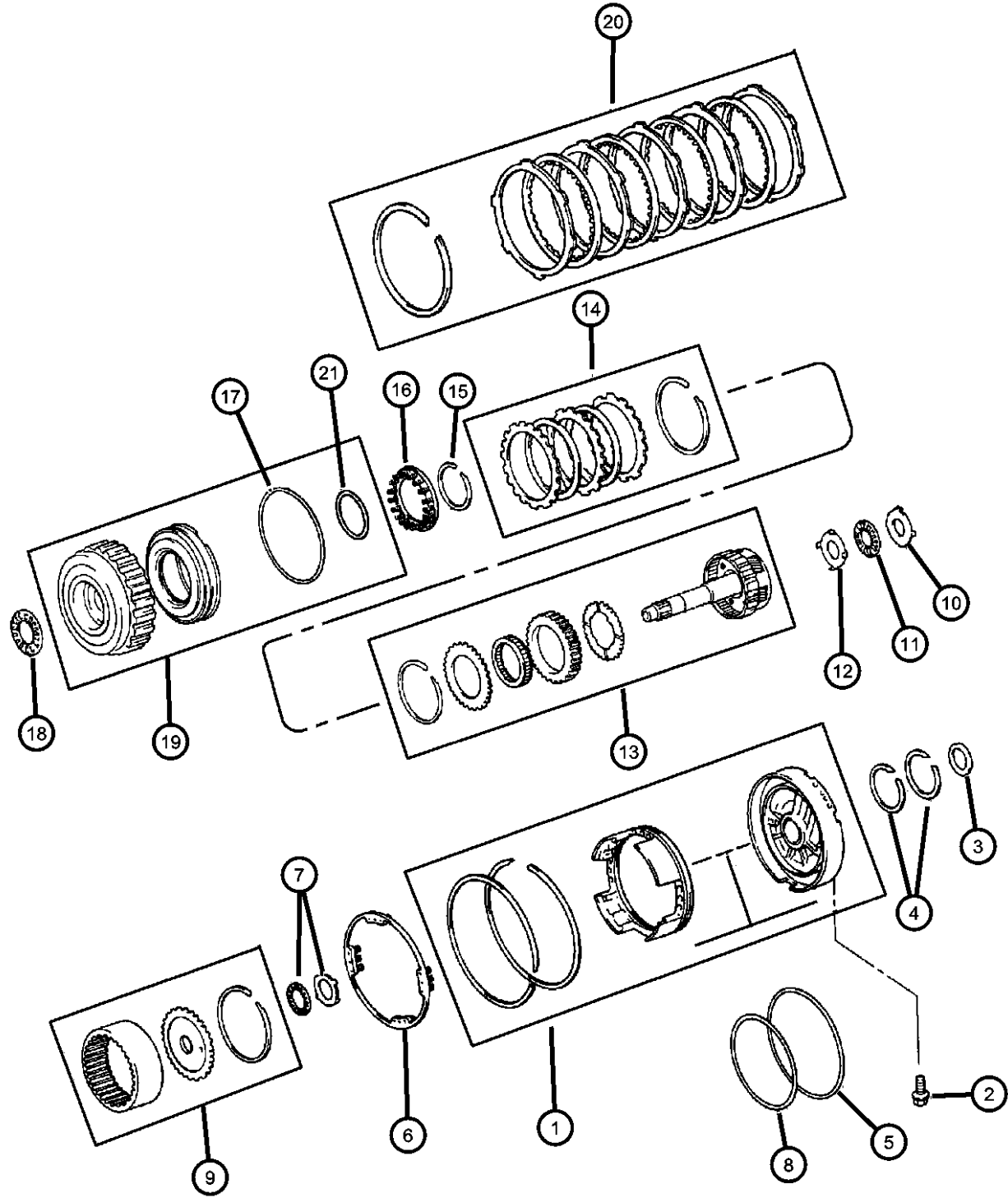


NOTE:
Sales Codes:
ERH=4.0L In-Line 6 Engine
ER0=All 4.0L In-Line 6 Engines
DGS=4 Speed Automatic Transmission

ITEM	PART NUMBER	QTY	LINE	SERIES	BODY	ENGINE	TRANS	TRIM	DESCRIPTION
1	04636977	1	T			ER0	DGS		OVERDRIVE PACKAGE, Support and Piston
		1	J, U			ER0	DGS		
2	04796568	2	T			ER0	DGS		BOLT, Overdrive Support
		2	J, U			ER0			
3	83503801	1	T			ER0	DGS		RACE, Thrust Bearing
		1	J, U			ER0	DGS		
4	83503757	4	J, U			ER0	DGS		SEAL, Pump Reaction Shaft
		4	T			ER0	DGS		
5	04636782	1	J, U			ER0	DGS		O RING, O/Drive Support Outer, Transmission
		1	T			ER0	DGS		
6	04636784	1	T			ER0	DGS		SPRING, Overdrive Brake Return
		1	J, U			ER0	DGS		
7	04637023	1	T			ER0	DGS		THRUST BEARING PACKAGE, Overdrive
		1	J, U			ER0	DGS		
8	04636783	1	T			ER0	DGS		O RING, O/Drive Support Inner, Transmission
		1	J, U			ER0	DGS		
9	04886128AA	1	T			ER0	DGS		GEAR PACKAGE, Planetary Overdrive
		1	J, U			ER0	DGS		
10	83503916	1	T			ER0	DGS		RACE, Thrust Bearing
		1	J, U			ER0	DGS		
11	83503802	1	T			ER0	DGS		THRUST BEARING
		1	J, U			ER0	DGS		
12	83503915	1	T			ER0	DGS		RACE, Thrust Bearing

AR = use ase required - = Non illustrated part

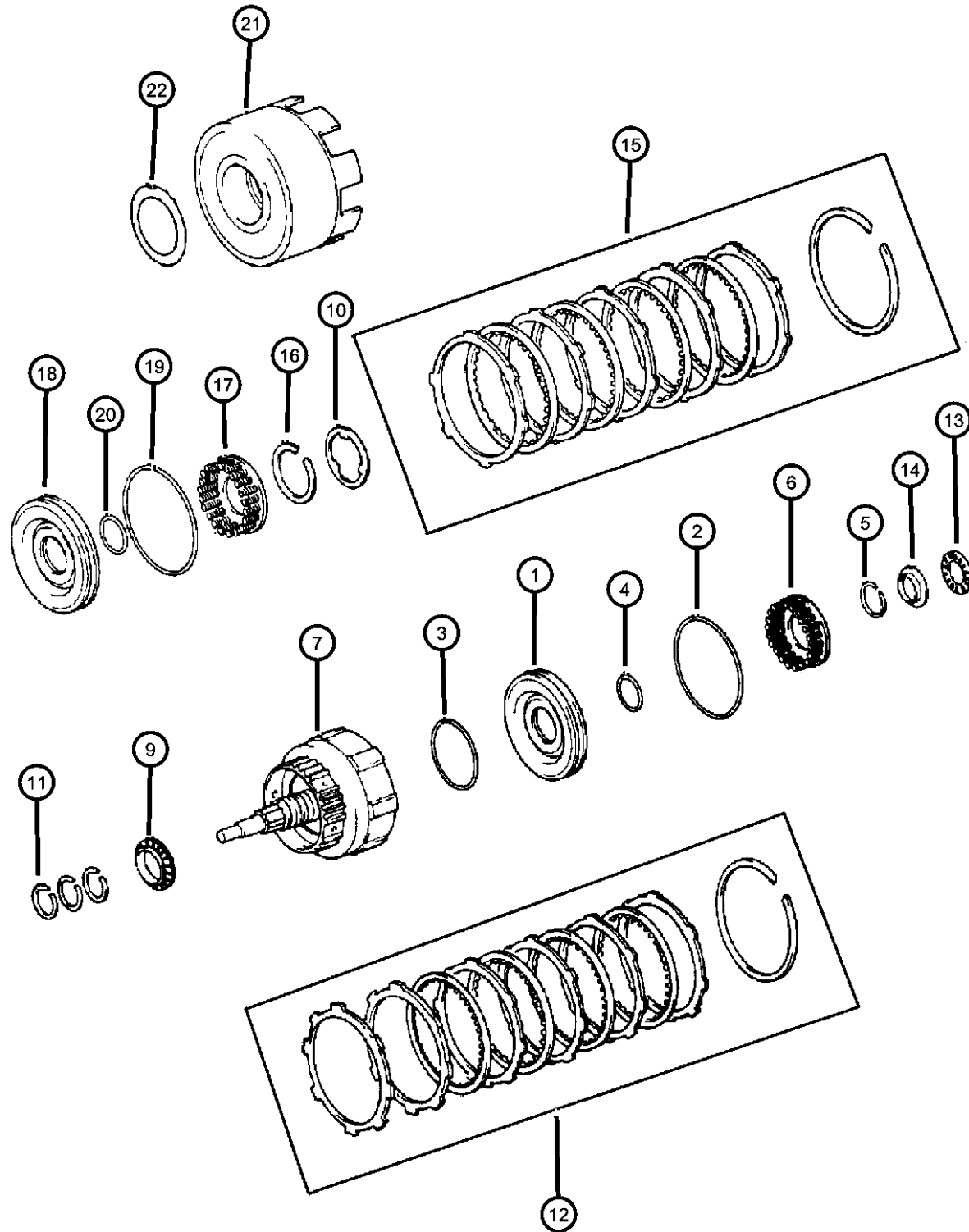
Overdrive Clutch AW4 (DGS)
Figure AW4-410



ITEM	PART NUMBER	QTY	LINE	SERIES	BODY	ENGINE	TRANS	TRIM	DESCRIPTION
13		1	J, U			ER0	DGS		GEAR PACKAGE, Planetary Overdrive
	04637024	1	T			ER0	DGS		
		1	J, U			ER0	DGS		
14		1	T			ER0	DGS		CLUTCH PACKAGE, Direct Clutch
	04886043AA	1	T			ER0	DGS		
		1	J, U			ER0	DGS		
15		1	T			ER0	DGS		SNAP RING
	83503810	1	T			ER0	DGS		
		1	J, U			ER0	DGS		
16		1	T			ER0	DGS		SPRING, Piston Return
	83503928	1	T			ER0	DGS		
		1	J, U			ER0	DGS		
17		1	T			ER0	DGS		O RING, Transmission Clutch Piston Outer
	83503926	1	T			ER0	DGS		
		1	J, U			ER0	DGS		
18		1							BEARING, (NOT SERVICED) DRUM PACKAGE, Transmission
19		1	J, U			ER0	DGS		DISC AND PLATE PACKAGE
	04637025AB	1	J, U			ER0	DGS		
		1	T			ER0	DGS		
20		1	J, U			ER0	DGS		O RING, Transmission Clutch Piston Inner
	04886126AA	1	J, U			ER0	DGS		
		1	T			ER0	DGS		
21		1	T			ER0	DGS		
	83503811	1	T			ER0	DGS		
		1	J, U			ER0	DGS		

AR = use ase required - = Non illustrated part

Clutches, Forward & Direct AW4 (DGS)
Figure AW4-420

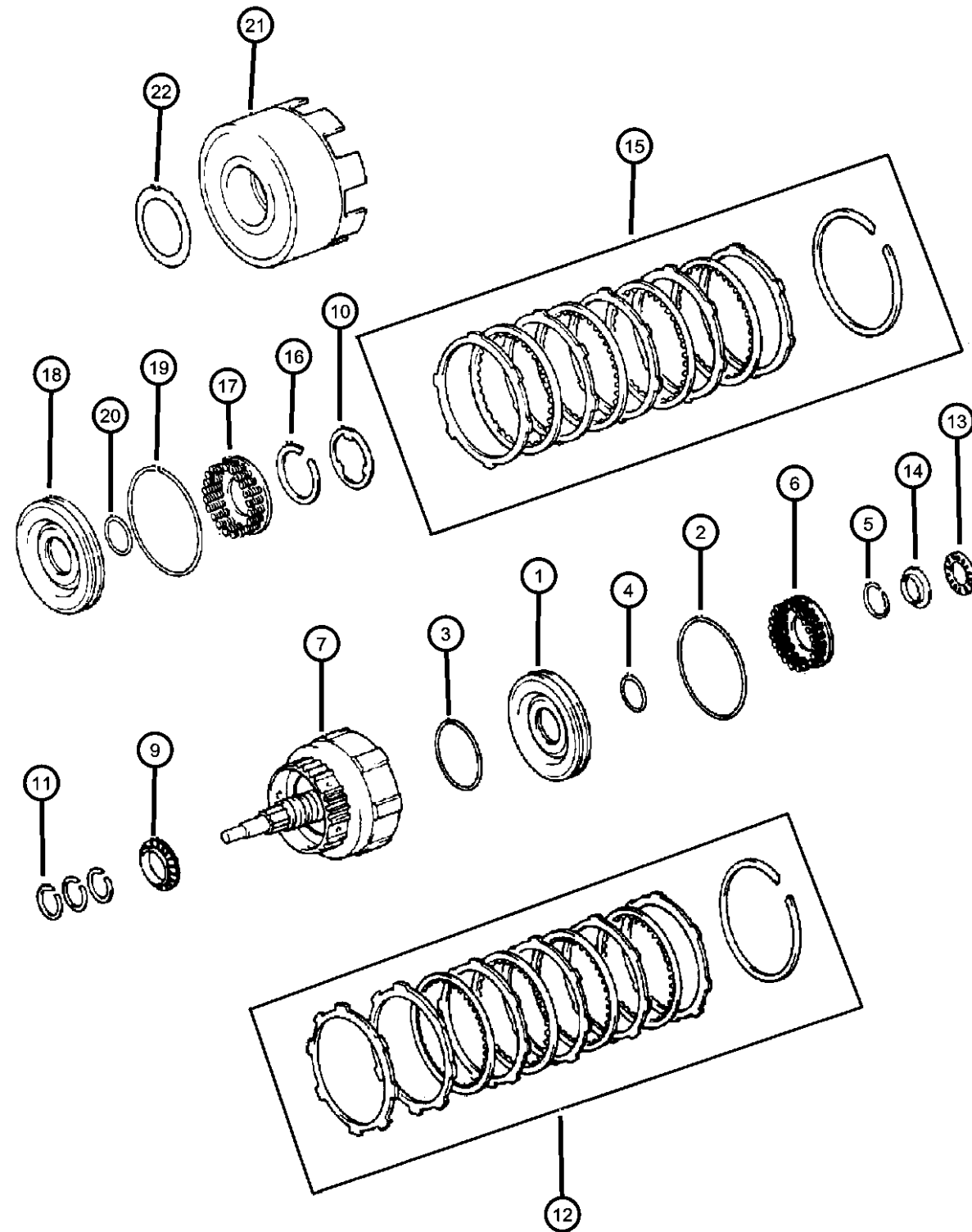


NOTE:
Sales Codes:
ERH = 4.0L In-Line 6 Engine
ER0=All 4.0L In-Line 6 Engine
DGS=4 Speed Automatic Transmission

ITEM	PART NUMBER	QTY	LINE	SERIES	BODY	ENGINE	TRANS	TRIM	DESCRIPTION
1	04636683	1	T			ER0	DGS		PISTON, Clutch
		1	J, U			ER0	DGS		
2	04637006	1	T			ER0	DGS		O RING, Transmission Clutch
		1	J, U			ER0	DGS		
3	04626170	1	T			ER0	DGS		O RING, Transmission Clutch
		1	J, U			ER0	DGS		
4	04626176	1	T			ER0	DGS		O RING, Transmission Clutch
		1	J, U			ER0	DGS		
5	83503792	1	T			ER0	DGS		SNAP RING
		1	J, U			ER0	DGS		
6	83503793	1	T			ER0	DGS		SPRING, Clutch
		1	J, U			ER0	DGS		
7	04626169	1	T			ER0	DGS		INPUT SHAFT, Transmission
		1	J, U			ER0	DGS		
-8	04897734AA	1	T			ER0	DGS		SENSOR, Vehicle Speed
		1	J, U			ER0	DGS		
9	83503785	1	T			ER0	DGS		BEARING, Forward Clutch
		1	J, U			ER0	DGS		
10	83503825	1	T			ER0	DGS		THRUST WASHER, Direct Clutch
		1	J, U			ER0	DGS		
11	83503799	3	T			ER0	DGS		SEAL, Input Shaft
		3	J, U			ER0			
12	04637022	1	T			ER0	DGS		CLUTCH, Front
		1	J, U			ER0	DGS		
13									THRUST BEARING

AR = use ase required - = Non illustrated part

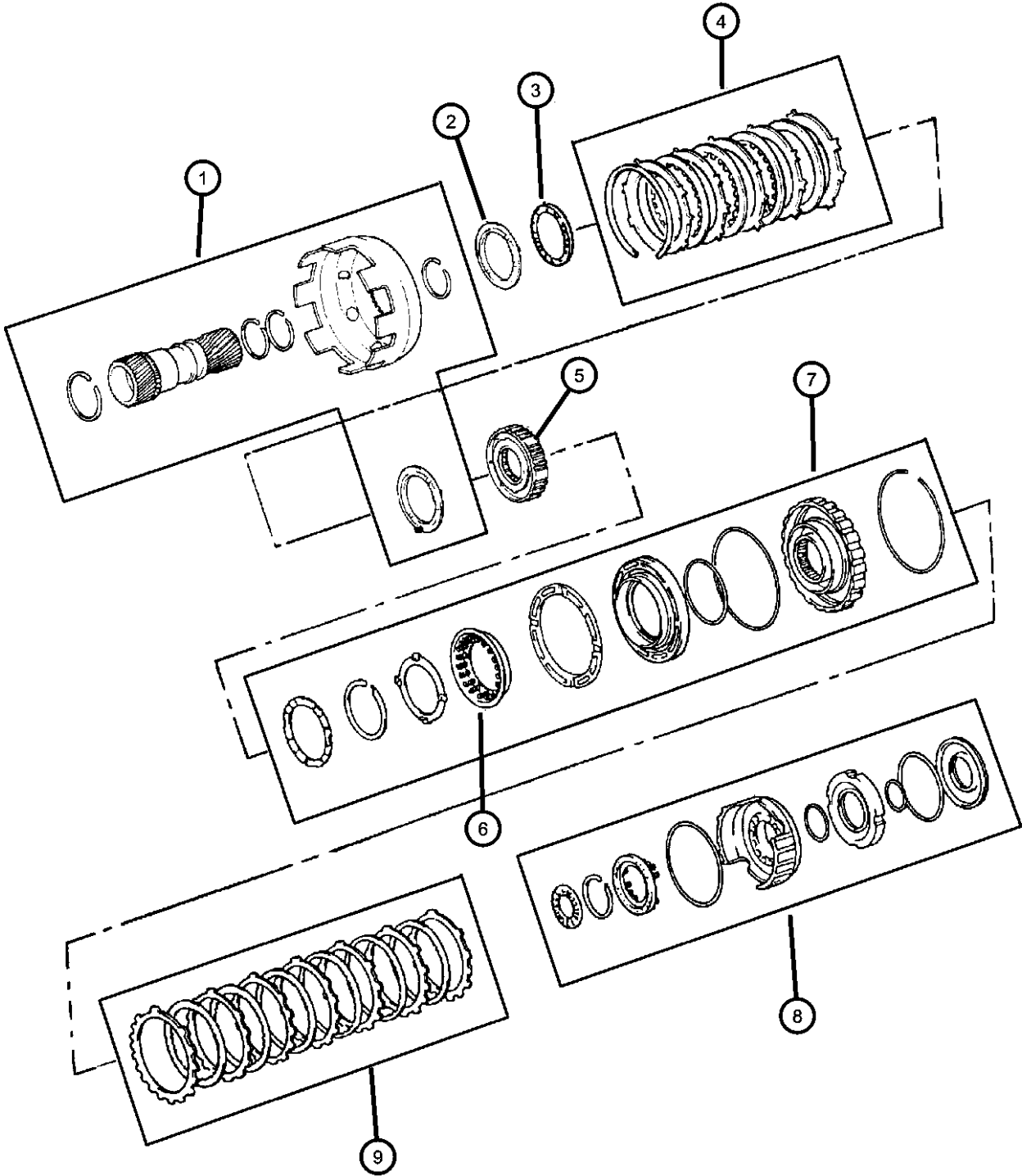
Clutches, Forward & Direct AW4 (DGS)
Figure AW4-420



ITEM	PART NUMBER	QTY	LINE	SERIES	BODY	ENGINE	TRANS	TRIM	DESCRIPTION
14	83503802	1	T			ER0	DGS		RACE, Thrust Bearing
		1	J, U			ER0	DGS		
15	83503800	1	T			ER0	DGS		CLUTCH PACKAGE, Direct Clutch
		1	J, U			ER0	DGS		
16	04886043AA	1	T			ER0	DGS		SNAP RING
		1	J, U			ER0	DGS		
17	83503792	1	T			ER0	DGS		SPRING, Clutch
		1	J, U			ER0	DGS		
18	83503793	1	T			ER0	DGS		PISTON, Clutch
		1	J, U			ER0	DGS		
19	04636683	1	T			ER0	DGS		O RING, Transmission Clutch
		1	J, U			ER0	DGS		
20	04637006	1	T			ER0	DGS		O RING, Transmission Clutch Piston Inner
		1	J, U			ER0	DGS		
21	83503811	1	T			ER0	DGS		DRUM, Automatic Transmission
		1	J, U			ER0	DGS		
22	04883917AA	1	T			ER0	DGS		THRUST WASHER, Direct Clutch, (NOT SERVICED)
		1	J, U			ER0	DGS		

AR = use ase required - = Non illustrated part

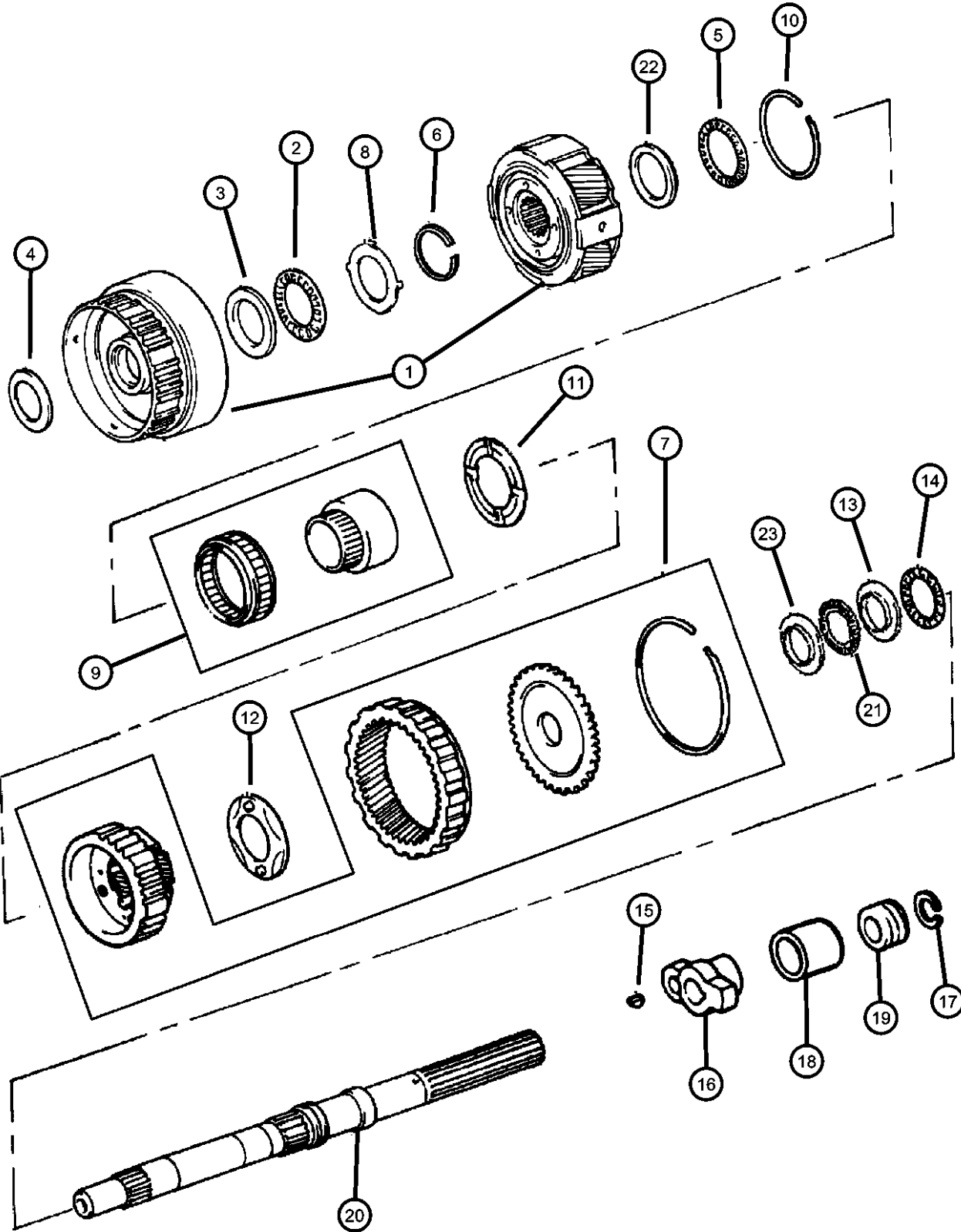
Clutch & Sun Gear AW4 (DGS)
Figure AW4-430



ITEM	PART NUMBER	QTY	LINE	SERIES	BODY	ENGINE	TRANS	TRIM	DESCRIPTION
NOTE: Sales Codes: ERH=4.0L In-line 6 Engine ER0=All 4.0L In-Line 6 Engines DGS=4 Speed Automatic Transmission									
1	04637035	1	T			ER0	DGS		GEAR PACKAGE, Sun
		1	J, U			ER0	DGS		
2	83503872	1	T			ER0	DGS		RACE, Thrust Bearing
		1	J, U			ER0	DGS		
3	83503878	1	T			ER0	DGS		THRUST BEARING, Needle Roller
		1	J, U			ER0	DGS		
4	04886124AA	1	T			ER0	DGS		REPAIR PACKAGE, 2nd Brake Coast
		1	J, U			ER0	DGS		
5	04637008	1	T			ER0	DGS		CLUTCH, Overrunning
		1	J, U			ER0	DGS		
6	83503837	1	T			ER0	DGS		SPRING, Return 2nd Brake
		1	J, U			ER0	DGS		
7	04636979	1	T			ER0	DGS		REPAIR PACKAGE, 2nd Brake Coast
		1	J, U			ER0	DGS		
8	04637032	1	J, U			ER0	DGS		GEAR PACKAGE, First And Reverse
		1	T			ER0	DGS		
9	04883921AA	1	T			ER0	DGS		DISC AND PLATE PACKAGE
		1	J, U			ER0	DGS		

AR = use ase required - = Non illustrated part

Gear Train AW4 (DGS)
Figure AW4-440

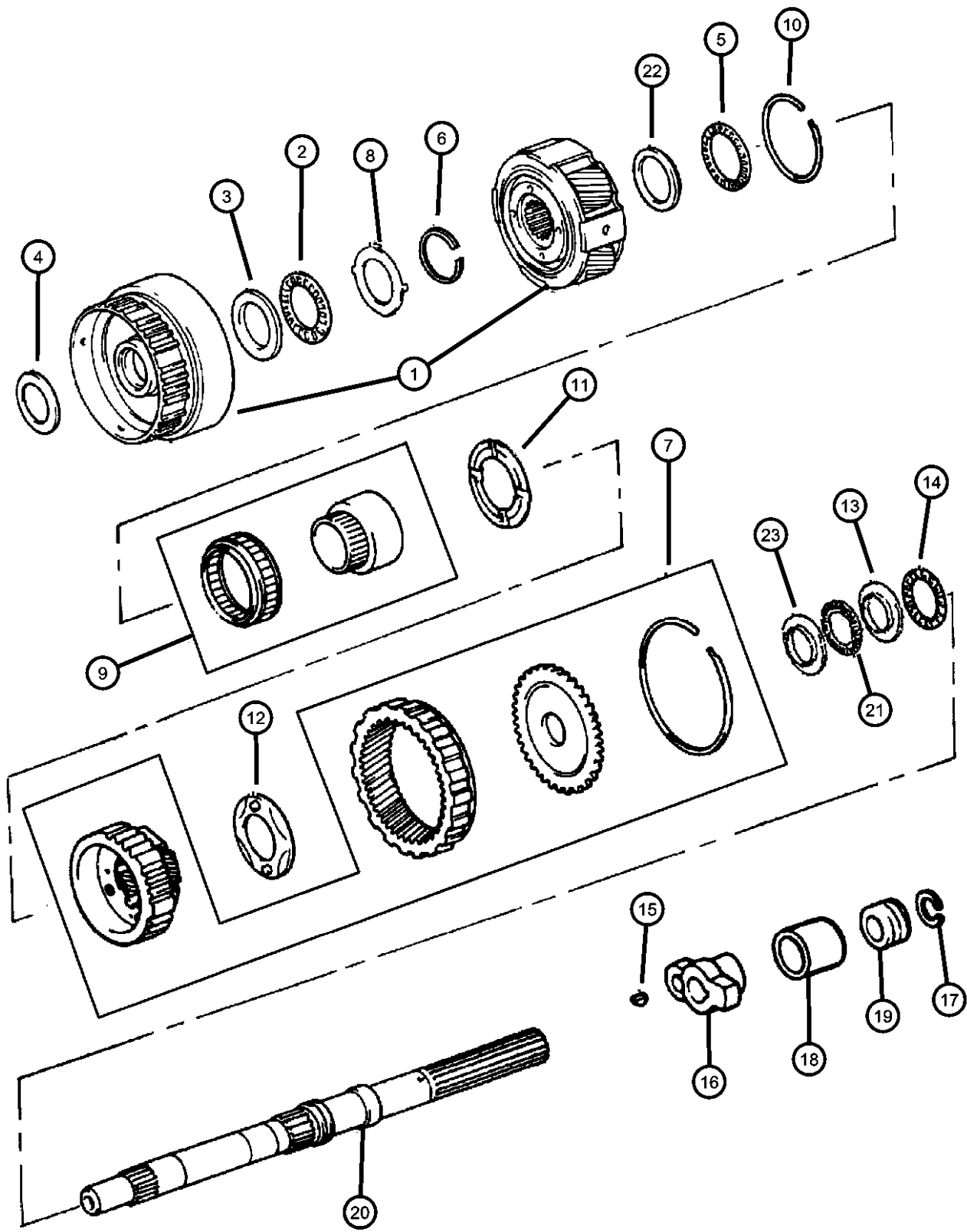


ITEM	PART NUMBER	QTY	LINE	SERIES	BODY	ENGINE	TRANS	TRIM	DESCRIPTION
1	83504326	1	T			ER0	DGS		GEAR, Planetary
		1	J, U			ER0	DGS		
2	83503802	1	T			ER0	DGS		THRUST BEARING
		1	J, U			ER0	DGS		
3	04637023	1	T			ER0	DGS		THRUST BEARING PACKAGE, Overdrive
		1	J, U			ER0	DGS		
4	83503801	1	T			ER0	DGS		RACE, Thrust Bearing
		1	J, U			ER0	DGS		
5	83503878	1	T			ER0	DGS		THRUST BEARING, Needle Roller
		1	J, U			ER0	DGS		
6	83503879	1	T			ER0	DGS		SNAP RING
		1	J, U			ER0	DGS		
7	04886128AA	1	T			ER0	DGS		GEAR PACKAGE, Planetary Overdrive
		1	J, U			ER0	DGS		
8	04637023	1	T			ER0	DGS		THRUST BEARING PACKAGE, Overdrive
		1	J, U			ER0	DGS		
9	04637036	1	T			ER0	DGS		CLUTCH PACKAGE
		1	J, U			ER0	DGS		
10	83503890	1	T			ER0	DGS		SNAP RING
		1	J, U			ER0	DGS		
11	83503891	1	T			ER0	DGS		THRUST WASHER, Planetary Carrier
		1	J, U			ER0	DGS		
12	83503893	1	T			ER0	DGS		THRUST WASHER, Planetary Carrier

NOTES:
Sales Codes:
ERH = 4.0L In-Line 6 Engine
ER0=All 4.0L In-Line 6 Engines
DGS=4 Speed Automatic Transmission

AR = use ase required - = Non illustrated part

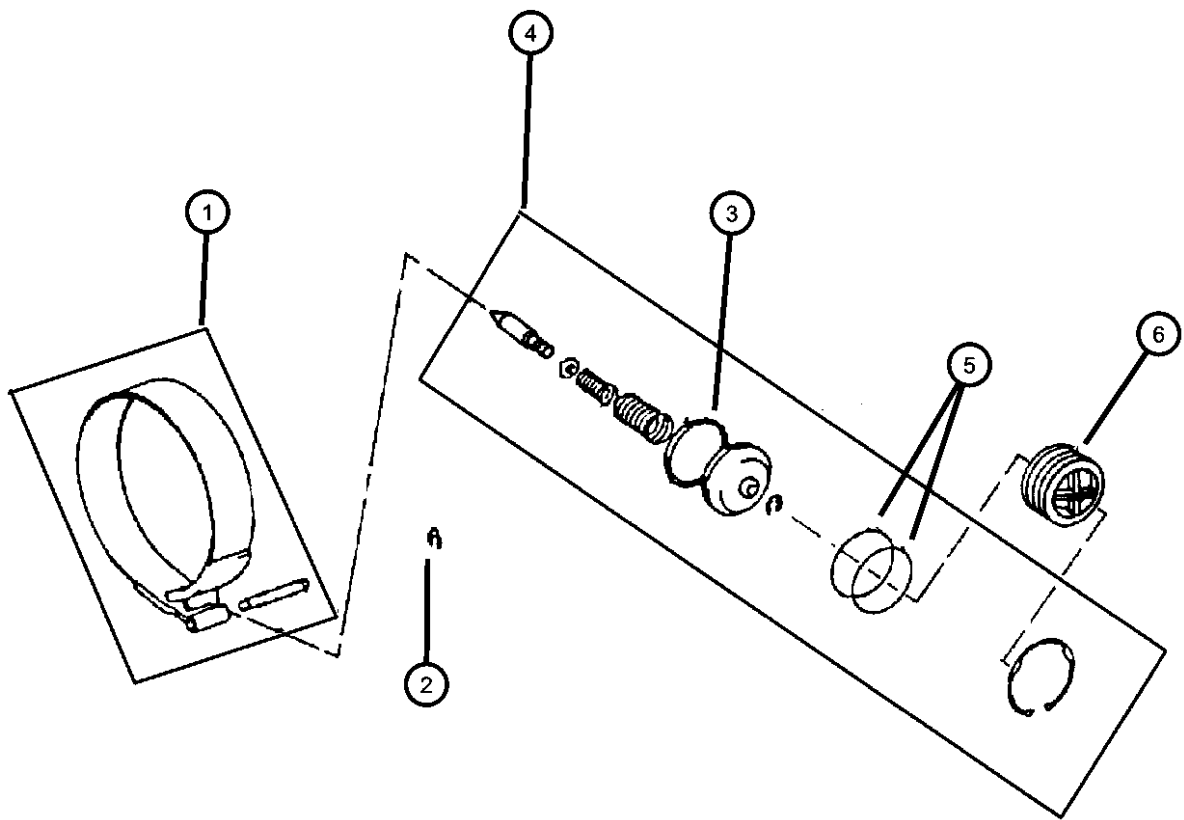
Gear Train AW4 (DGS)
Figure AW4-440



ITEM	PART NUMBER	QTY	LINE	SERIES	BODY	ENGINE	TRANS	TRIM	DESCRIPTION
13	83503887	1	J, U			ER0	DGS		RACE, Thrust Bearing
		1	T			ER0	DGS		
		1	J, U			ER0	DGS		
14	83503897	1	T			ER0	DGS		THRUST BEARING, Needle Roller
		1	J, U			ER0	DGS		
15	83503947	1	T			ER0	DGS		KEY, Woodruff
		1	J, U			ER0	DGS		
16	04897740AA	1	J, U			ER0	DGS		GEAR, Speedometer Drive
17									SNAP RING
	83503943	1	J, U			ER0	DGS		4 Wheel Drive
	83503945	1	T			ER0	DGS		2 Wheel Drive
18	83503705	1	T			ER0	DGS		SPACER, Speedometer Gear
19	83503704	1	T			ER0	DGS		GEAR, Speedometer Drive
20									MAINSHAFT, Transmission
	04636789	1	J, U			ER0	DGS		4 Wheel Drive
	83503944	1	T			ER0	DGS		2 Wheel Drive
21	83503885	1	J, U			ER0	DGS		THRUST BEARING, Needle Roller
22	83503877	1	T			ER0	DGS		RACE, Thrust Bearing
		1	J, U			ER0	DGS		
23	83503886	1	T			ER0	DGS		RACE, Thrust Bearing
		1	J, U			ER0	DGS		

AR = use ase required - = Non illustrated part

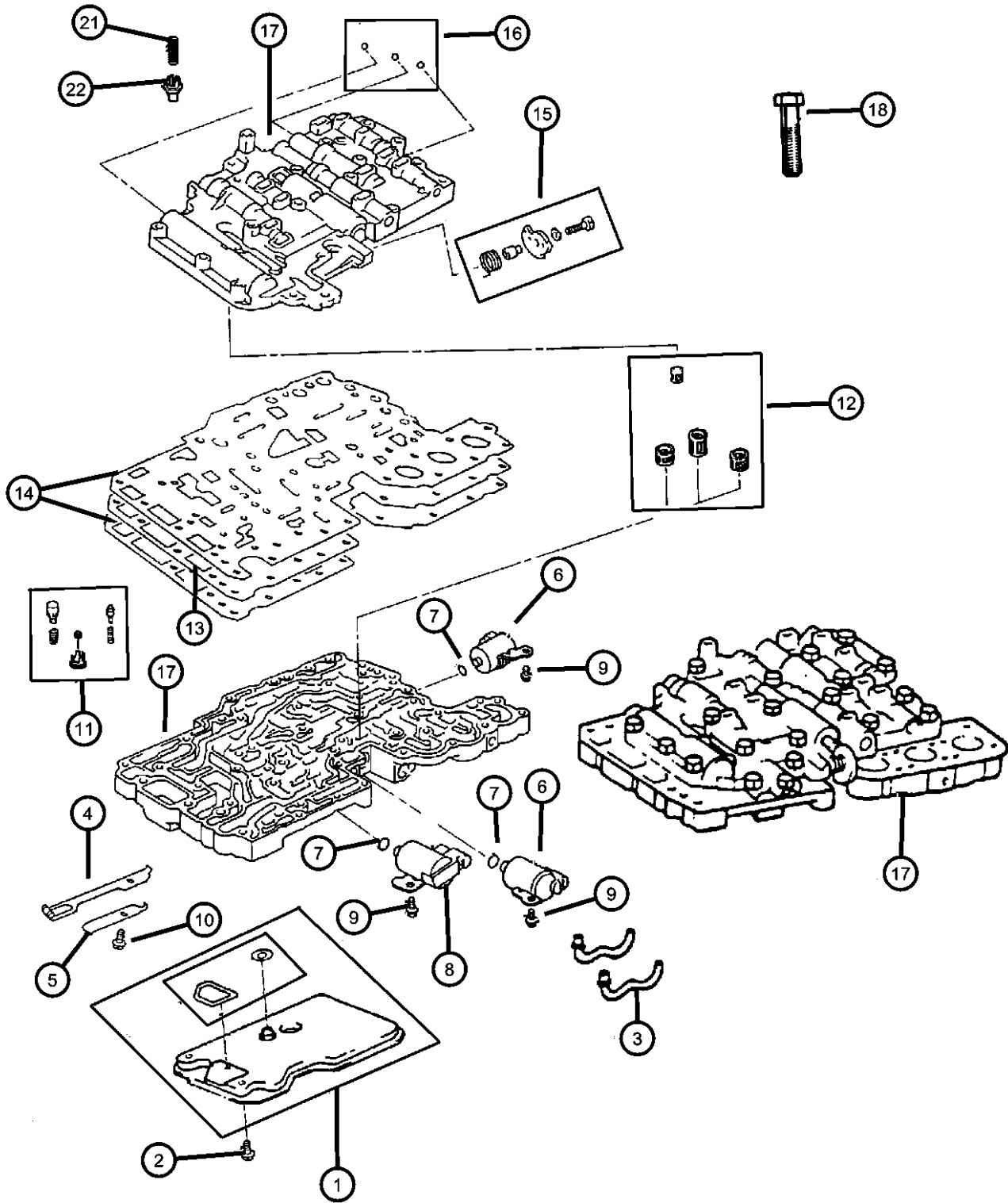
Bands AW4 (DGS)
Figure AW4-510



ITEM	PART NUMBER	QTY	LINE	SERIES	BODY	ENGINE	TRANS	TRIM	DESCRIPTION
NOTES: Sales Codes: ERH=4.0L In-Line 6 Engine ER0=All 4.0L In-Line 6 Engines DGS=4 Speed Automatic Transmission									
1									BAND PACKAGE, Transmission Brake
	04886125AA	1	T			ER0	DGS		
		1	J, U			ER0	DGS		
2		1							E RING, (NOT SERVICED)
3									SEAL, Transmission Brake
	83503849	1	T			ER0	DGS		
		1	J, U			ER0	DGS		
4									PISTON, Brake
	83504299	1	T			ER0	DGS		
		1	J, U			ER0	DGS		
5									O RING, Transmission Coast Break
	83503855	2	T			ER0	DGS		
		2	J, U			ER0			
6									COVER, Brake Band
	83503853	1	T			ER0	DGS		
		1	J, U			ER0	DGS		

AR = use ase required - = Non illustrated part

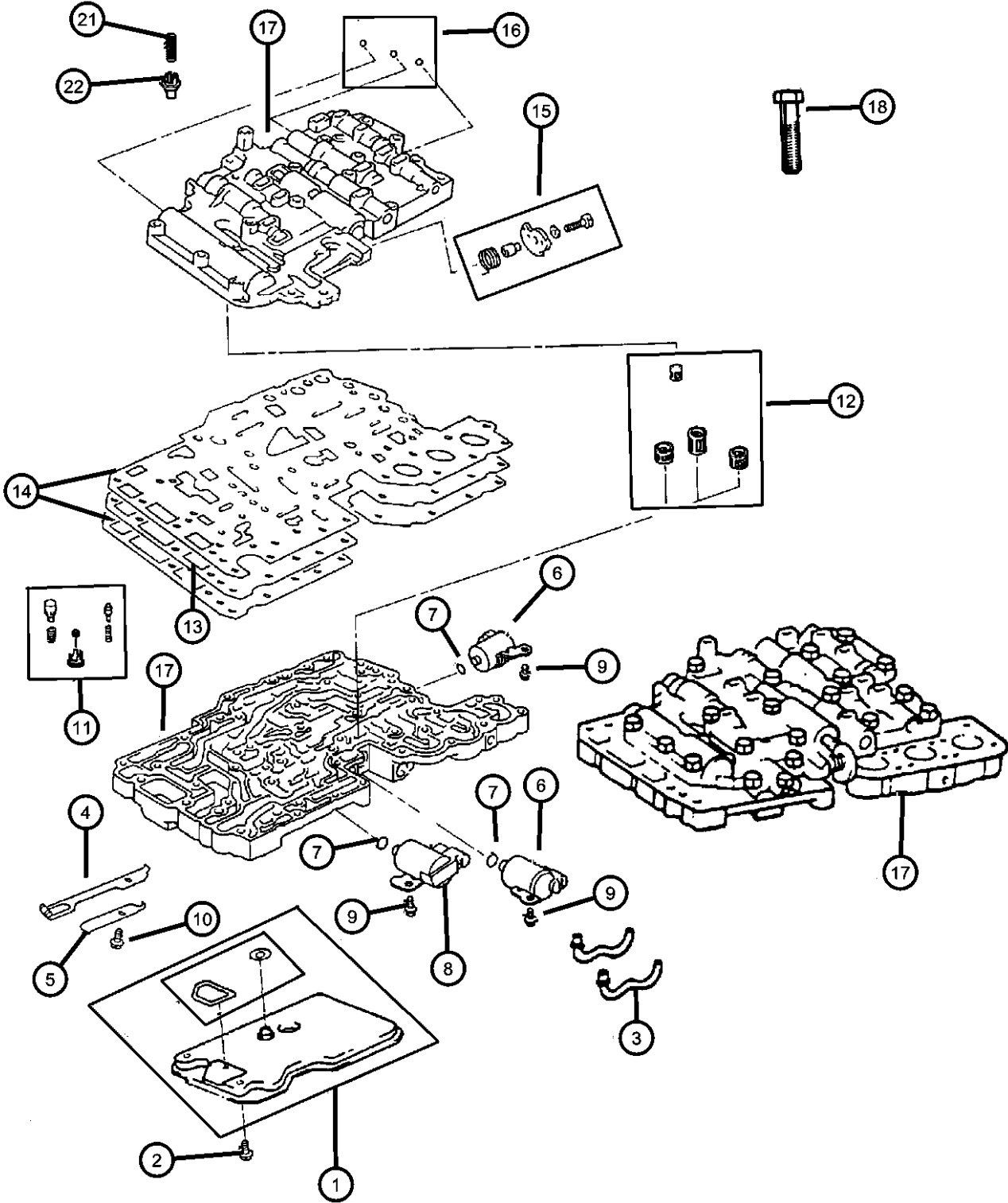
Valve Body AW4 (DGS)
Figure AW4-710



ITEM	PART NUMBER	QTY	LINE	SERIES	BODY	ENGINE	TRANS	TRIM	DESCRIPTION
NOTE: Sales Codes: ERH=4.0L In-Line 6 Engine ER0=All 4.0L In-Line 6 Engine DGS=4 Speed Automatic Transmission									
1	83504032	1	T			ER0	DGS		FILTER, Valve Body
		1	J, U			ER0	DGS		
2	83504031	7	J, U			ER0	DGS		BOLT, Hex Head, M6x1.00x12
		7	T			ER0	DGS		
3	83504334	2	T			ER0	DGS		TUBE, Valve Body
		2	J, U			ER0			
4	83504016	1	T			ER0	DGS		SPRING, Detent Manual
		1	J, U			ER0	DGS		
5	83504015	1	T			ER0	DGS		COVER, Transmission Detent
		1	J, U			ER0	DGS		
6	04797402	2	T			ER0	DGS		SOLENOID, Transmission
		2	J, U			ER0			
7	83504065	4	J, U			ER0	DGS		O RING, Transmission Valve Body Solenoid
		4	T			ER0	DGS		
8	04797403	1	T			ER0	DGS		SOLENOID, Transmission
		1	J, U			ER0	DGS		
9	83504031	7	J, U			ER0	DGS		BOLT, Hex Head, M6x1.00x12
		7	T			ER0	DGS		
10	83504014	1	T			ER0	DGS		BOLT, M6x1.00x32
11	83504042	1	T			ER0	DGS		BODY, Check Ball
		1	J, U			ER0	DGS		
12	83504336	1	T			ER0	DGS		FILTER, Valve Body
13	83504336	1							PLATE, Transmission Shifter, Service With Assembly, (NOT SERVICED)
14	04882361	1	J, U			ER0	DGS		GASKET, Valve Body
15									CAM PACKAGE, Throttle Valve

AR = use ase required - = Non illustrated part

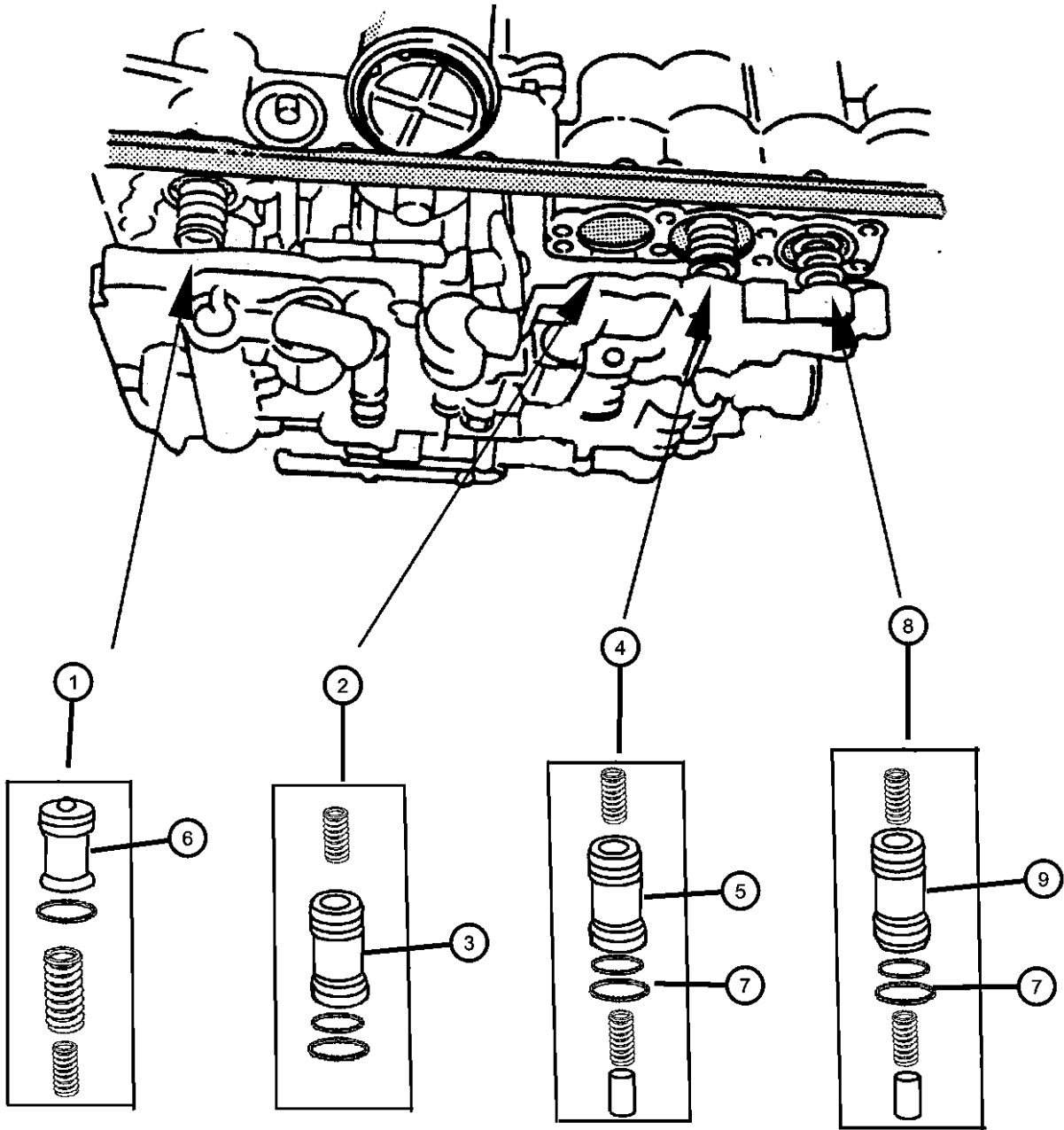
Valve Body AW4 (DGS)
Figure AW4-710



ITEM	PART NUMBER	QTY	LINE	SERIES	BODY	ENGINE	TRANS	TRIM	DESCRIPTION
	04637026	1	T			ER0	DGS		
		1	J, U			ER0	DGS		
16	04637031	1	J, U			ER0	DGS		CHECK BALL PACKAGE, Vavle Body
17	04797404	1	J, U			ER0	DGS		VALVE BODY
18									BOLT, Hex Head, M6x1.00x12
	83504031	7	J, U			ER0	DGS		
		7	T			ER0	DGS		
-19									BOLT, M6x1.00x32
	83504014	1	T			ER0	DGS		
		1	J, U			ER0	DGS		
-20									BOLT
	83504011	9	J, U			ER0	DGS		M5x0.8x20
	83504012	3	T			ER0	DGS		M5x.08x28
21	83504036	1	J, U			ER0	DGS		SPRING, Accumulator
22									BODY, Check Ball
	83504042	1	T			ER0	DGS		
		1	J, U			ER0	DGS		

AR = use ase required - = Non illustrated part

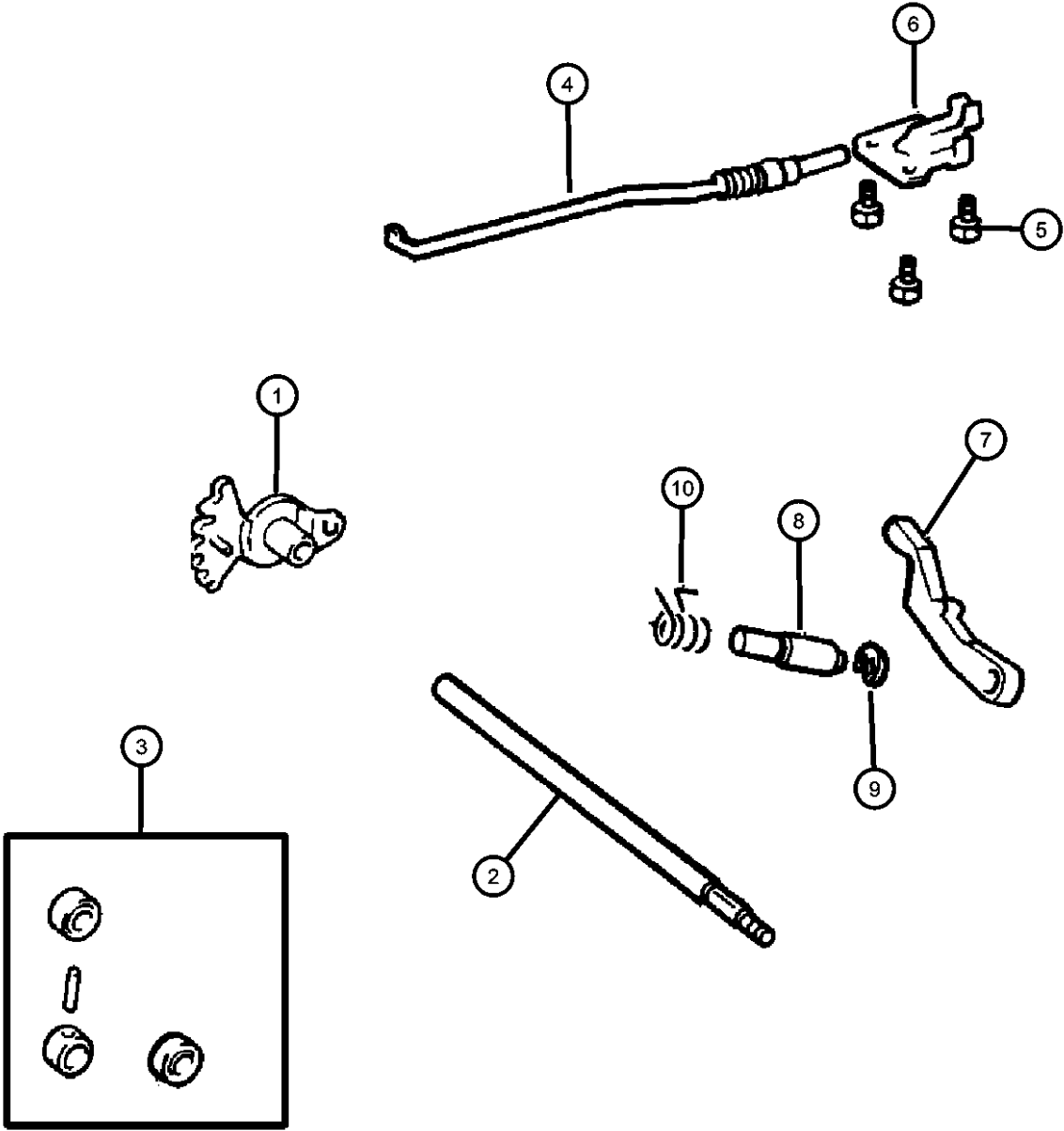
Accumulator Piston AW4 (DGS)
Figure AW4-720



ITEM	PART NUMBER	QTY	LINE	SERIES	BODY	ENGINE	TRANS	TRIM	DESCRIPTION
NOTE: Sales Codes: ERH=4.0L In-Line 6 Engine ER0=All 4.0L In-Line 6 Engines DGS=4 Speed Automatic Transmission									
1	83504343	1	J, U			ER0	DGS		PISTON, Accumulator
		1	T			ER0	DGS		
2	04637028	1	T			ER0	DGS		ACCUMULATOR PACKAGE, Piston
		1	J, U			ER0	DGS		
3	04636788	1	T			ER0	DGS		PISTON, Accumulator
		1	J, U			ER0	DGS		
4	04637029	1	T			ER0	DGS		ACCUMULATOR PACKAGE, Piston
		1	J, U			ER0	DGS		
5	04636786	1	T			ER0	DGS		PISTON, Accumulator
		1	J, U			ER0	DGS		
6	83504017	1	T			ER0	DGS		PISTON, Accumulator
		1	J, U			ER0	DGS		
7	83504029	2	J, U			ER0	DGS		O RING, Transmission Accumulator/Strainer
		2	T			ER0	DGS		
8	05003158AA	1	J, U			ER0	DGS		ACCUMULATOR PACKAGE, Piston
9	04636787	1	T			ER0	DGS		PISTON, Accumulator
		1	J, U			ER0	DGS		

AR = use ase required - = Non illustrated part

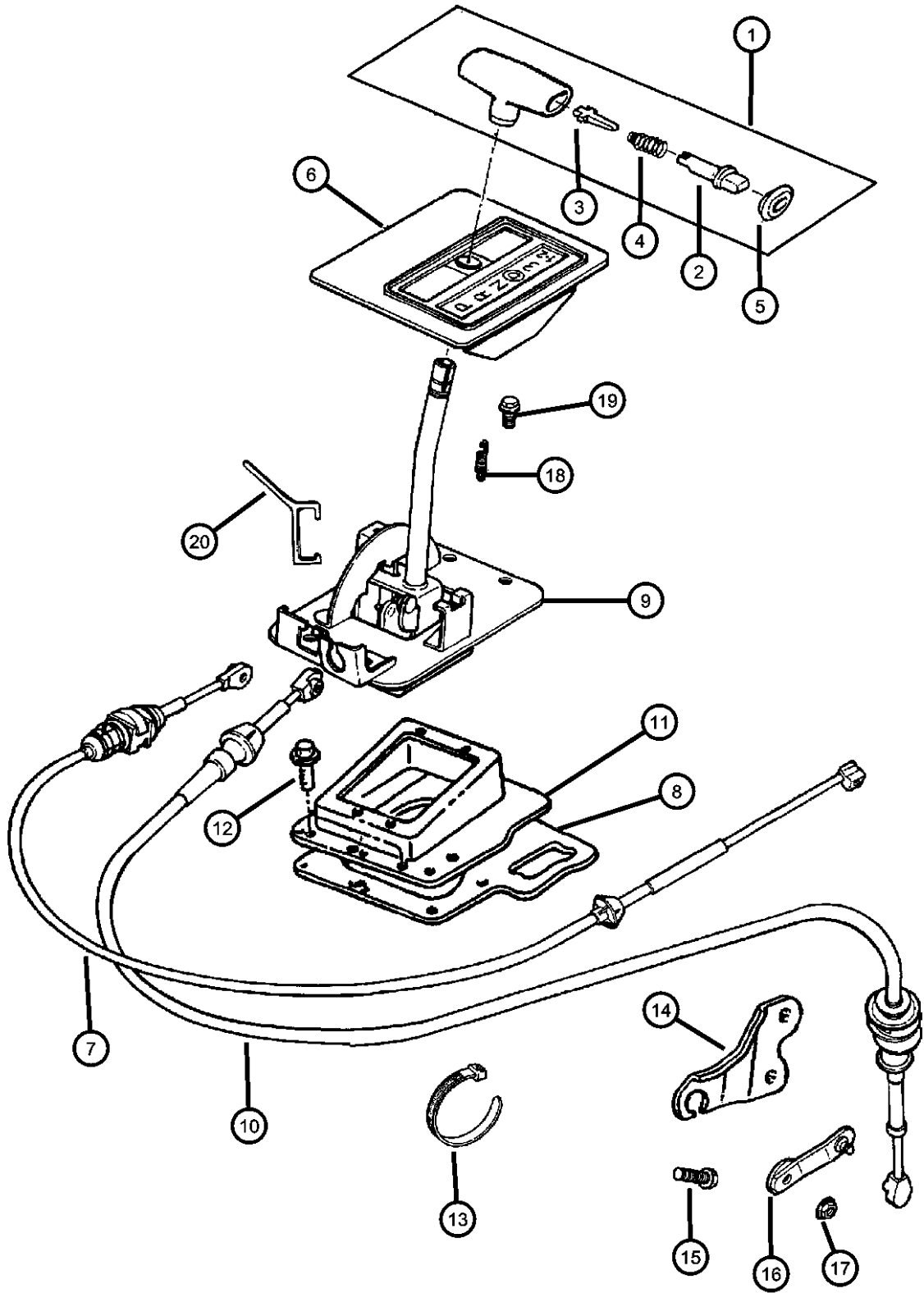
Lock, Parking AW4 (DGS)
Figure AW4-730



ITEM	PART NUMBER	QTY	LINE	SERIES	BODY	ENGINE	TRANS	TRIM	DESCRIPTION
NOTE: Sales Codes: ERH=4.0L In-Line 6 Engine ER0=All 4.0L In-Line 6 Engines DGS=4 Speed Automatic Transmission									
1	83503774	1	T			ER0	DGS		LEVER, Manual Valve
		1	J, U			ER0	DGS		
2	83503725	1	T			ER0	DGS		SHAFT, Manual Valve
		1	J, U			ER0	DGS		
3	83504332	1	T			ER0	DGS		LEVER REPAIR PACKAGE, Valve Body
		1	J, U			ER0	DGS		
4	04886042AA	1	T			ER0	DGS		ROD, Transmission Pawl
		1	J, U			ER0	DGS		
5	83503783	2	J, U			ER0	DGS		BOLT, M6x1.00x32
		5	T			ER0	DGS		
6	04886041AA	1	T			ER0	DGS		BRACKET, Park Lock
		1	J, U			ER0	DGS		
7	04886040AA	1	T			ER0	DGS		PAWL, Parking Sprag
		1	J, U			ER0	DGS		
8	83503777	1	T			ER0	DGS		SHAFT, Parking Sprag
		1	J, U			ER0	DGS		
9	83503776	1	T			ER0	DGS		SNAP RING, Parking Pawl
		1	J, U			ER0	DGS		
10	83503778	1	T			ER0	DGS		SPRING, Park Lock
		1	J, U			ER0	DGS		

AR = use ase required - = Non illustrated part

Gearshift Controls AW4 (DGS)
Figure AW4-1210



ITEM	PART NUMBER	QTY	LINE	SERIES	BODY	ENGINE	TRANS	TRIM	DESCRIPTION
NOTE: Sales Codes: ERH=4.0L In-Line 6 Engine ER0=All 4.0L In-Line 6 Engines DGS=4 Speed Automatic Transmission									
1	52104028	1				EP0, ER0	DG0		HANDLE, Gearshift
2	53000211	1				EP0, ER0	DG0		BUTTON, Gearshift Knob
3	53000865	1				EP0, ER0	DG0		LEVER, Gearshift
4	53000866	1				EP0, ER0	DG0		SPRING, Button Return
5	52077561	1				EP0, ER0	DG0		CAP, Gearshift Handle Button
6									BEZEL, Console PRNDL
	5EK03LAZAB	1	J, T				DGS		
	5EK07LAZAB	1	U				DGS		
7									CABLE, Park Interlock
	52104144	1	J, T			EP0, ER0	DG0		
	52104144AB	1	U			EP0, ER0	DG0		
8	52104144AB	1							SEAL, Shift Housing, (NOT SERVICED)
9									HOUSING, Shift Lever
	52104005AB	1	J, T			EP0, ER0	DG0		
	52104007AB	1	U			EP0, ER0	DG0		
10	52077532	1					DG0		CABLE, Gearshift Control
11	53000704	1				EP0, ER0	DG0		COVER, Gearshift
12	J4001701	7							SCREW, Hex Self Tapping, .19-16x.50
13	34201788	1				ER0			STRAP, Tie
14	53007746	1				ER0	DGS		BRACKET, Transmission Control Cable
15	11502850	2				ER0	DGS		BOLT, Hex Flange Head, M8x1.25x20
16	53007747	1	T			ER0	DGS		LEVER, Gearshift
17	J4200046	3							NUT AND WASHER, Hex Flange, M8x1.25
18	J4200046	3							SPRING, Pawl Return, (NOT SERVICED)
19	J4200046	3							SCREW, Hex Head, M8x1.25x18, (NOT SERVICED)
20	J4200046	3							GAUGE, Transmission Shifter, (NOT SERVICED)

AR = use ase required - = Non illustrated part

Group - AX

Manual Transmission 5 Speed

Group - AX Manual Transmission 5 Speed

Illustration Title

Group-Fig. No.

Transmission Assembly

Transmission AX5 (DDQ).....

Fig. AX - 110

Case and Extension

Case & Extension AX5 (DDQ)

Fig. AX - 210

Case & Related Parts AX15 (DDQ).....

Fig. AX - 220

Gear Train

Gear Train AX5 (DDQ).....

Fig. AX - 410

Gear Train AX15 (DDQ)

Fig. AX - 420

Reverse Idler AX15 (DDQ)

Fig. AX - 430

Fork and Rails

Forks AX5 (DDQ)

Fig. AX - 910

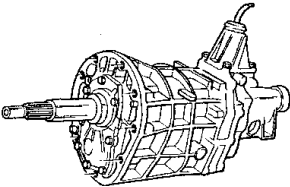
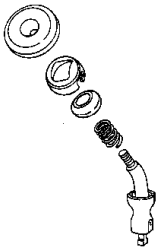
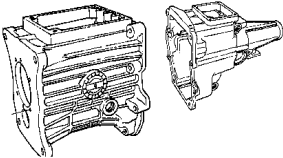
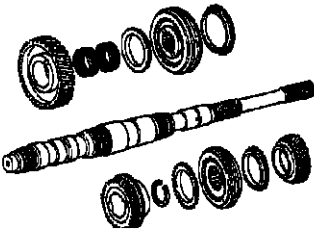
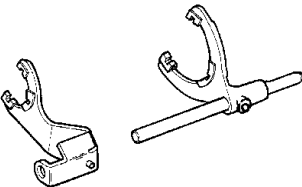
Forks AX15 (DDQ)

Fig. AX - 920

Gearshift Controls

Gearshift Controls (DDQ).....

Fig. AX - 1210

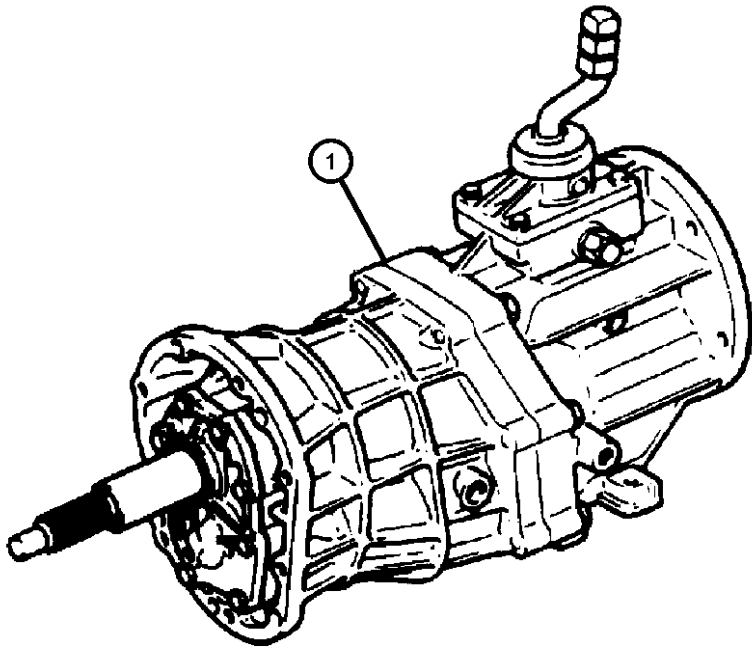
<div><div>AX-100</div><div>Transmission Assembly</div><div></div></div>	<div><div>AX-1200</div><div>Gearshift Controls</div><div></div></div>	<div><div>AX-200</div><div>Case and Extension</div><div></div></div>	<div><div>AX-400</div><div>Gear Train</div><div></div></div>
<div><div>AX-900</div><div>Fork and Rails</div><div></div></div>			

Transmission AX5 (DDQ)
Figure AX-110

ITEM	PART NUMBER	QTY	LINE	SERIES	BODY	ENGINE	TRANS	TRIM	DESCRIPTION
------	----------------	-----	------	--------	------	--------	-------	------	-------------

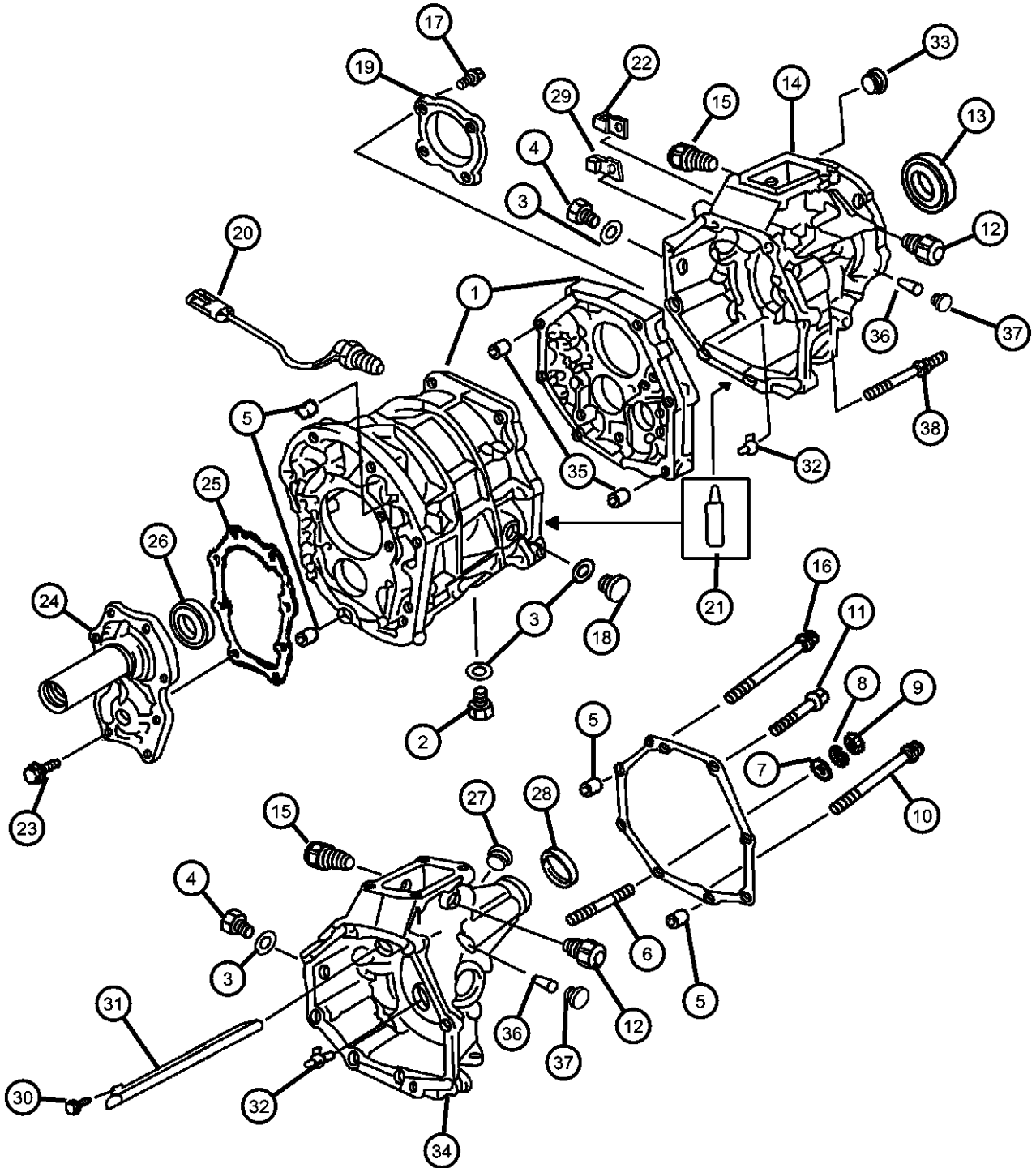
NOTE:
Sales Codes:
ENC=2.5L 4 Cyl Turbo Diesel Engine
EN0=All 2.5L 4 Cyl Turbo Diesel Engines
ERH=4.0L In-Line 6 Engine
ER0=All 4.0L In-Line 6 Engines
EPE=2.5L 4 Cyl Engine
EP0=All 2.5L 4Cyl Engines
DDQ=5 Manual Transmission

1									TRANSMISSION, 5 Speed
	52104546	1	T			EP0	DDQ		
	52104547	1	J, U			EP0	DDQ		
	52108047AB	1	J, U			ER0	DDQ		
	52108048AB	1	T			ER0	DDQ		
	52108121AB	1	J, U			ENC	DDQ		



AR = use ase required - = Non illustrated part

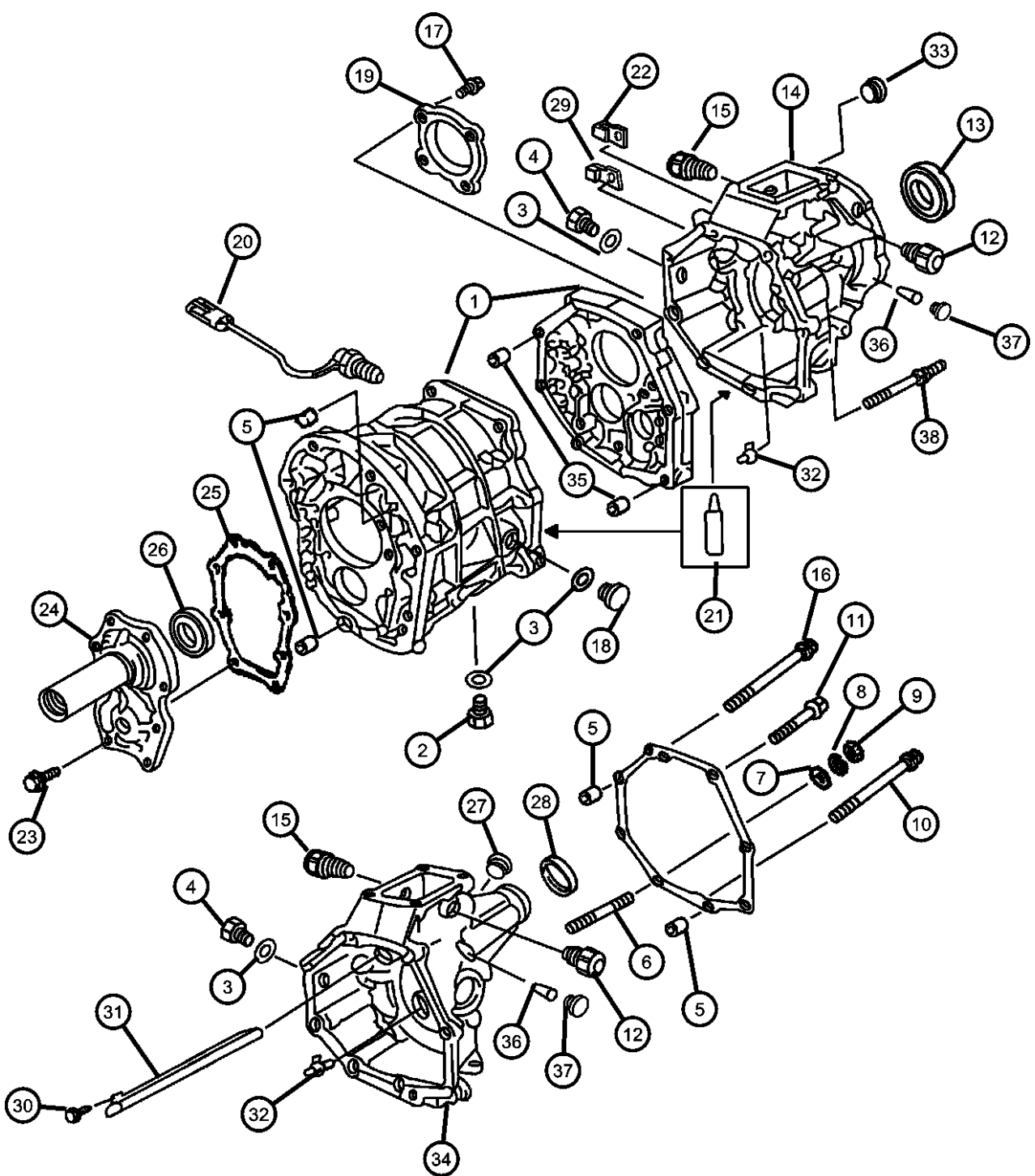
Case & Extension AX5 (DDQ)
Figure AX-210



ITEM	PART NUMBER	QTY	LINE	SERIES	BODY	ENGINE	TRANS	TRIM	DESCRIPTION
NOTE: Sales Codes: ENC=2.5L 4 Cyl Turbo Diesel Engine EN0=All 2.5L 4 Cyl Turbo Diesel Engine ERH=4.0L In-Line 6 Engine ER0=All 4.0L In-Line 6 Engine DDQ=5 Speed Manual Transmission									
1	04897581AA	1	T			EP0	DDQ		CASE, Transmission
		1	J, U			EP0	DDQ		W/52104546
	05252034	1	T			EP0	DDQ		W/52104547
						ER0	DDQ		W/52108048AB
2	04543303	1	T			EP0	DDQ		PLUG, Differential Drain
		1	J, U			EP0	DDQ		W/52104546
		1	T			EP0	DDQ		W/52104547
						ER0	DDQ		W/52108048AB
3	83500513	2	T			EP0	DDQ		GASKET, Drain Plug
		3	J, U			EP0	DDQ		
		2	T			ER0			
4	83503548	1	T			EP0	DDQ		BOLT
		1	J, U			EP0	DDQ		
		2	T			ER0			
5	83500504	4	T			EP0	DDQ		PIN, Locating
		4	J, U			EP0	DDQ		
		2	T			ER0			
6	83500618	1	T			EP0	DDQ		STUD, Double Ended, M10x1.25x98
		1	J, U			EP0	DDQ		
		AR	T			EP0	DDQ		
7	83500627	1	T			EP0	DDQ		WASHER, Flat
		1	J, U			EP0	DDQ		
8	83500626	1	T			EP0	DDQ		WASHER, Lock
		1	J, U			EP0	DDQ		
9	83500625	1	T			EP0	DDQ		NUT, Transmission Case
10	83503547	1	T			EP0	DDQ		BOLT
		1	J, U			EP0	DDQ		
11									BOLT

AR = use ase required - = Non illustrated part

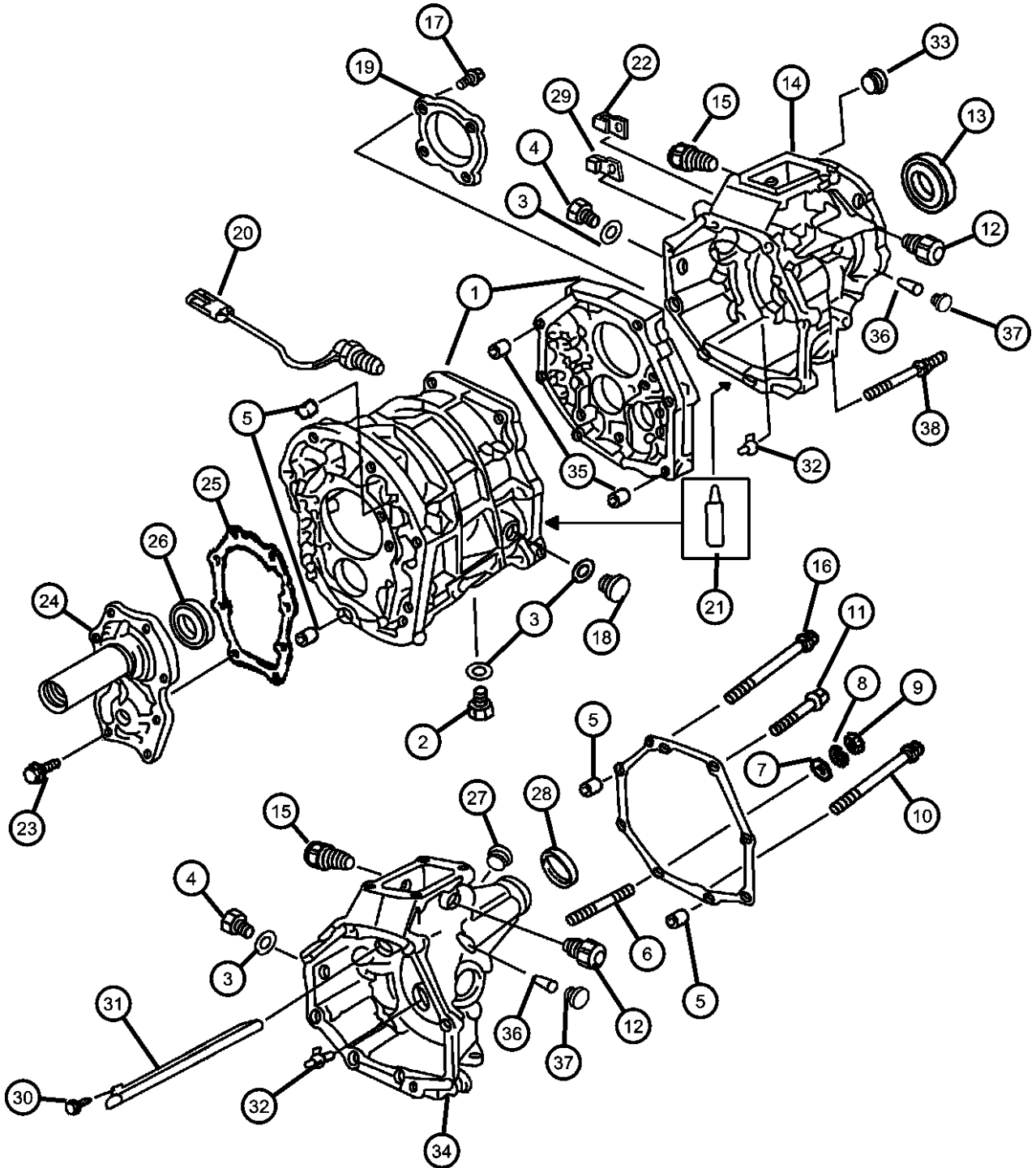
Case & Extension AX5 (DDQ)
Figure AX-210



ITEM	PART NUMBER	QTY	LINE	SERIES	BODY	ENGINE	TRANS	TRIM	DESCRIPTION
12	83503549	5	J, U			EP0	DDQ		PIN, Reverse Restrict
		5	T			EP0	DDQ		
13	83500516	1	T			EP0	DDQ		SEAL, Adapter
		1	J, U			EP0	DDQ		
		1	T			ER0	DDQ		
14	83503108	1	J, U			EP0	DDQ		ADAPTER, Transmission
15	83506037	1	J, U			EP0	DDQ		PIN, Reverse
16	83500515	1	T			EP0	DDQ		BOLT
		1	J, U			EP0	DDQ		
17	83503547	1	T			EP0	DDQ		SCREW, Manual Transmission
		1	J, U			EP0	DDQ		
18	83500511	4	T			EP0	DDQ		PLUG, Oil Fill
		4	J, U			EP0	DDQ		
19	83500623	1	T			EP0	DDQ		RETAINER, Bearing
		1	J, U			EP0	DDQ		
		1	T			ER0	DDQ		
20	83506034	1	T			EP0	DDQ		SWITCH, Back Up Lamp
		1	J, U			EP0	DDQ		
21	83500629	1	J, U			EP0	DDQ		SEALANT, RTV
		1	T			EP0	DDQ		
		1	T			ER0	DDQ		
22	05010884AA	1	J, U			ER0			CLAMP, Transmission
		1	T			ER0	DDQ		
		1	J, U			EN0	DDQ		
		1	T			EP0	DDQ		
		1	J, U			EP0	DDQ		
23	83503551	1	J, U			EP0	DDQ		SCREW, Hex Head, M8x1.25x25
		1	T			EP0	DDQ		
23	34201818	8	T			EP0	DDQ		
		8	J, U			EP0	DDQ		

AR = use ase required - = Non illustrated part

Case & Extension AX5 (DDQ)
Figure AX-210

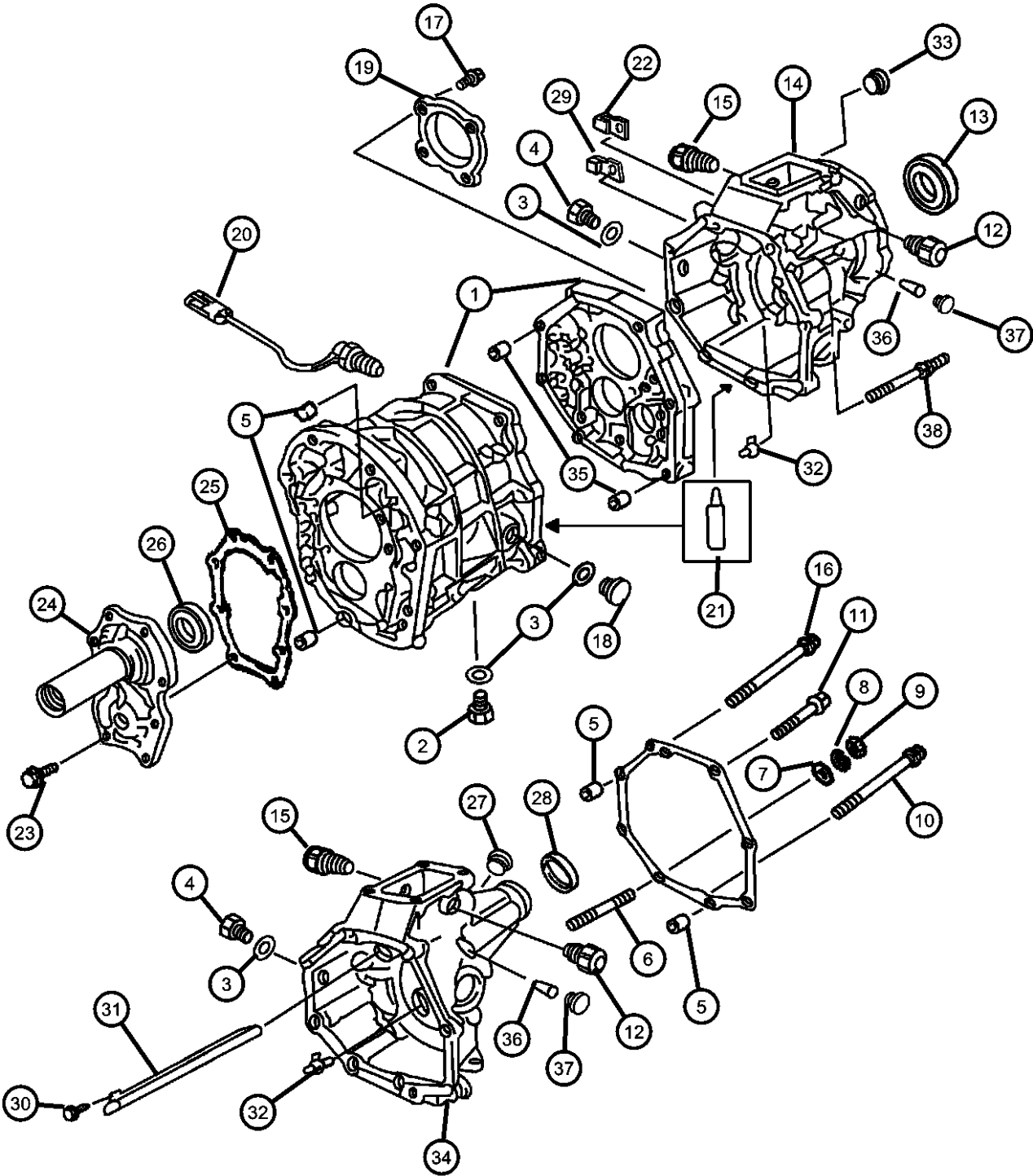


ITEM	PART NUMBER	QTY	LINE	SERIES	BODY	ENGINE	TRANS	TRIM	DESCRIPTION
24		8	T			ER0			RETAINER, Bearing
	04636382	1	T			ER0	DDQ		
	04746025	1	T			EP0	DDQ		
		1	J, U			EP0	DDQ		
25									GASKET, Input Gear Retainer
	83500505	1	T			EP0	DDQ		
		1	J, U			EP0	DDQ		SEAL, Main Shaft
	83506045	1	T			EP0	DDQ		
		1	J, U			EP0	DDQ		PLUG, Extension Housing
	83502124	1	T			EP0	DDQ		
		1	T			ER0	DDQ		SEAL, Extension
	83502118	1	T			EP0	DDQ		
		1	T			ER0	DDQ		CLAMP, Transmission
	83500631	1	T			ER0	DDQ		
30		1	T			EP0	DDQ		BOLT, Oil Receiver Pipe
		1	T			EP0	DDQ		
		1	J, U			EP0	DDQ		
	83502126	1	T			EP0	DDQ		
31		1	T			EP0	DDQ		PIPE, Oil Receiver
		1	T			EP0	DDQ		
		1	T			EP0	DDQ		
	83502122	1	T			EP0	DDQ		
32		1	T			EP0	DDQ		PIPE, Oil Receiver
		1	T			EP0	DDQ		
		1	J, U			EP0	DDQ		
	83500646	1	T			EP0	DDQ		
33		1	T			ER0	DDQ		CAP, Detent
		1	J, U			EP0	DDQ		
		1	J, U			ER0	DDQ		
	83503109	1	J, U			ENC	DDQ		
34		1	T			EP0	DDQ		HOUSING, Transmission Rear Extension
		1	T			EP0	DDQ		
		1	T			EP0	DDQ		
	83506013	1	T			EP0	DDQ		
35		2	T			EP0	DDQ		PIN, Locating
		2	J, U			EP0	DDQ		
		4	T			ER0			
	05003663AA	2	T			EP0	DDQ		
36		3	T			EP0	DDQ		PIN, Shift Shaft
		3	J, U			EP0	DDQ		
		3	T			ER0			
	83500540	3	T			EP0	DDQ		

AR = use ase required - = Non illustrated part

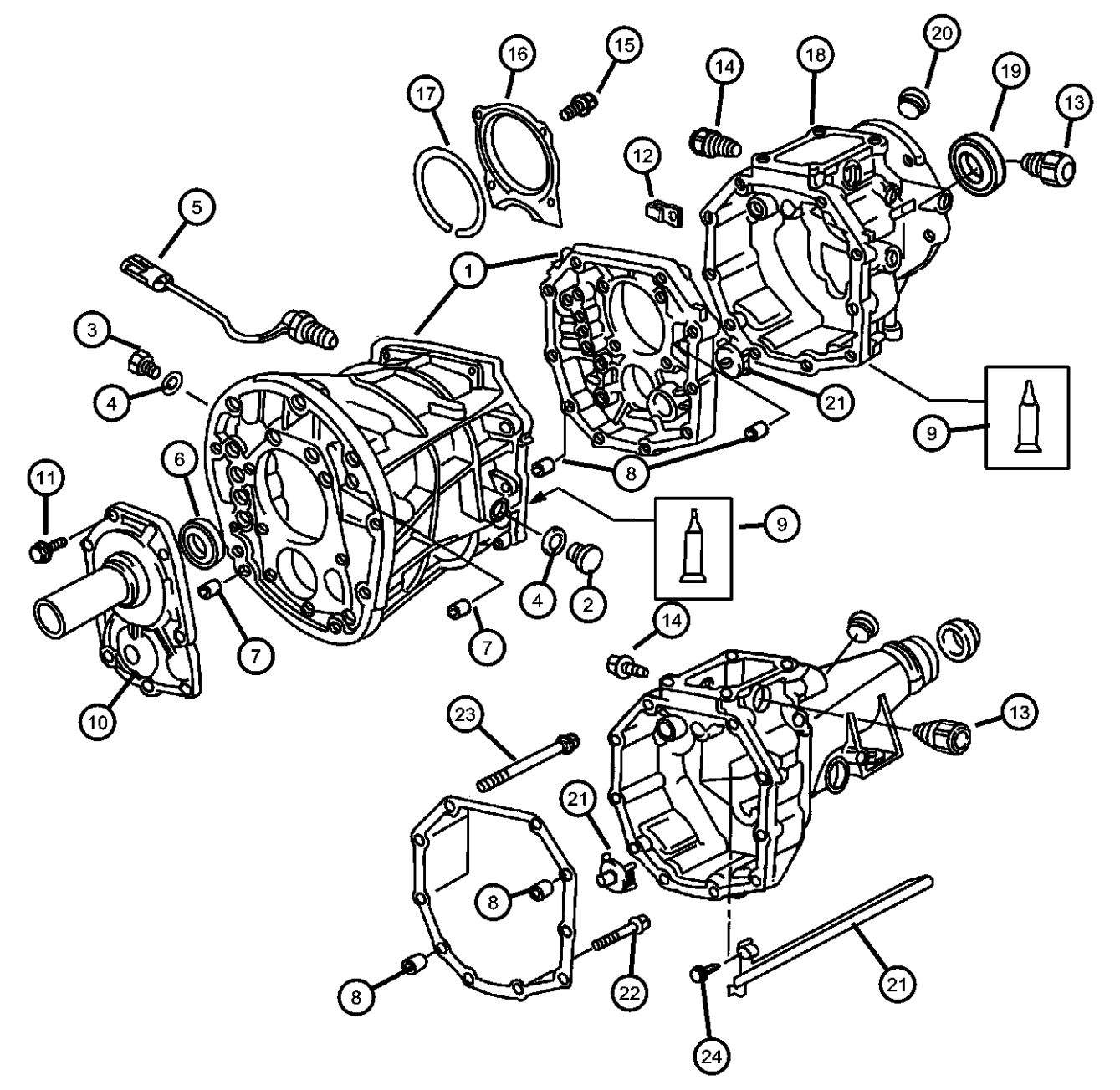
Case & Extension AX5 (DDQ)
Figure AX-210

ITEM	PART NUMBER	QTY	LINE	SERIES	BODY	ENGINE	TRANS	TRIM	DESCRIPTION
37	83500524	11	T			EP0	DDQ		PLUG, Transmission
		11	J, U			EP0	DDQ		
		6	T			ER0			
38	83500972	1	J, U			EP0	DDQ		STUD, Hex Shoulder, M10x1.25x105



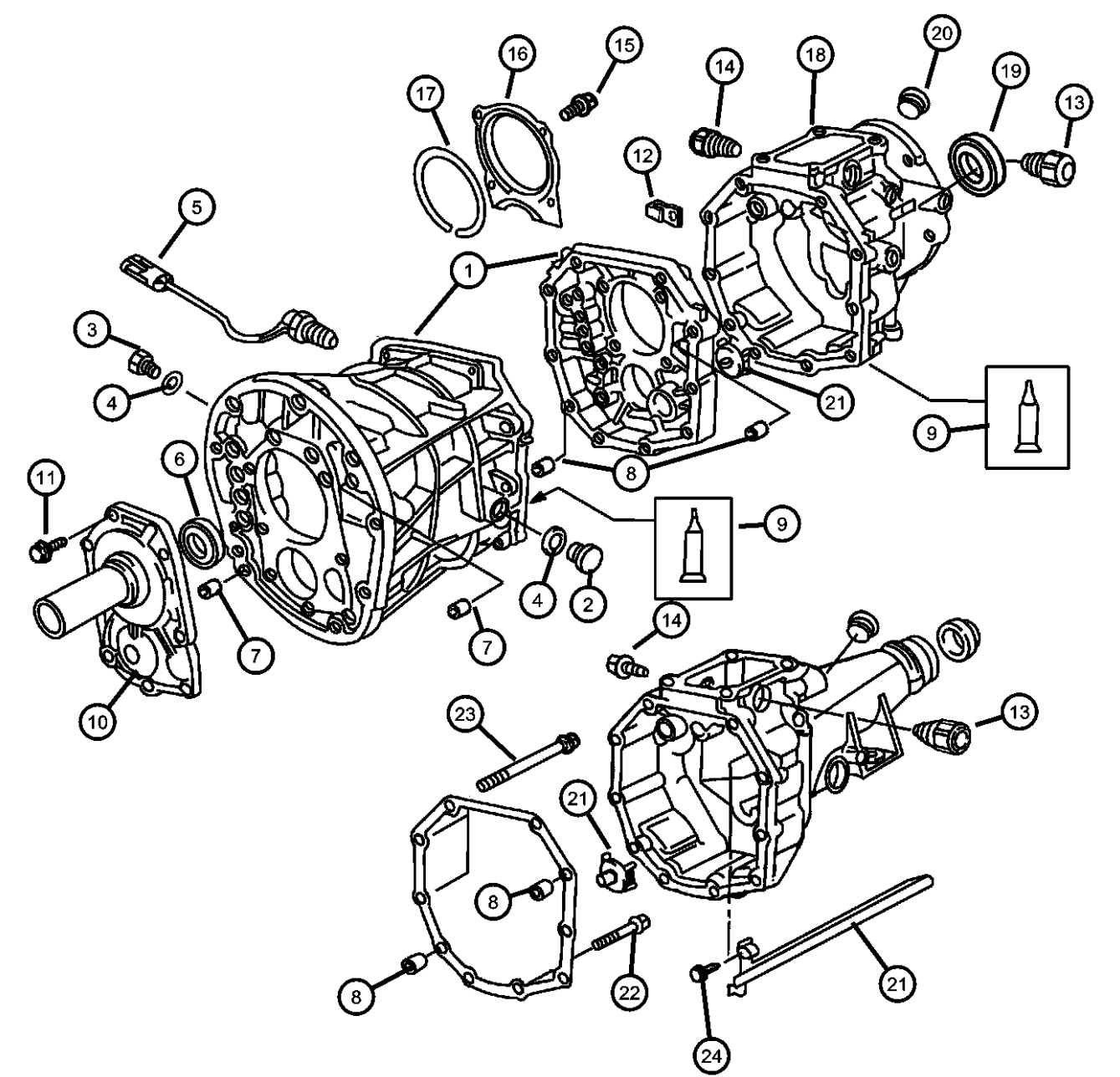
AR = use ase required - = Non illustrated part

Case & Related Parts AX15 (DDQ)
Figure AX-220

ITEM	PART NUMBER	QTY	LINE	SERIES	BODY	ENGINE	TRANS	TRIM	DESCRIPTION
<div><div></div><div><p>NOTE: Sales Codes: ENC=2.5L 4 Cyl Turbo Diesel Engine EN0=All 2.5L 4 Cyl Turbo Diesel Engines ERH=4.0L In-Line Engine ER0=All 4.0L In-Line Engines DDQ=5 Speed Manual Transmission</p></div></div>									
1	05252034	1	J, U			ER0	DDQ		CASE, Transmission
		1	J, U			ENC	DDQ		
2	83500623	1	J, U			ER0	DDQ		PLUG, Oil Fill
		1	J, U			ENC	DDQ		
3	04543303	1	J, U			ENC	DDQ		PLUG, Differential Drain
4	83500513	2	J, U			ER0	DDQ		GASKET, Drain Plug
		2	J, U			ENC	DDQ		
5	83500629	1	J, U			ER0	DDQ		SWITCH, Back Up Lamp
		1	J, U			ENC	DDQ		
6	05252053	1	J, U			ER0	DDQ		SEAL, Front Retainer
		1	J, U			ENC	DDQ		
7	83500540	3	J, U			ER0	DDQ		PIN, Shift Shaft
		1	J, U			ENC	DDQ		
8	05003663AA	4	J, U			ER0	DDQ		PIN, Locating
		4	J, U			ENC	DDQ		
9	05010884AA	1	J, U			ER0	DDQ		SEALANT, RTV
10	04636382	1	J, U			ER0	DDQ		RETAINER, Bearing
		1	J, U			ENC	DDQ		
11	34201818	1	J, U			ER0	DDQ		SCREW, Hex Head, M8x1.25x25
		8	J, U			ENC	DDQ		
12	83500631	1	J, U			ER0	DDQ		CLAMP, Transmission
		1	J, U			ENC	DDQ		
13	83500516	1	J, U			ER0	DDQ		PIN, Reverse Restrict
		1	J, U			ENC	DDQ		
14									PIN, Reverse

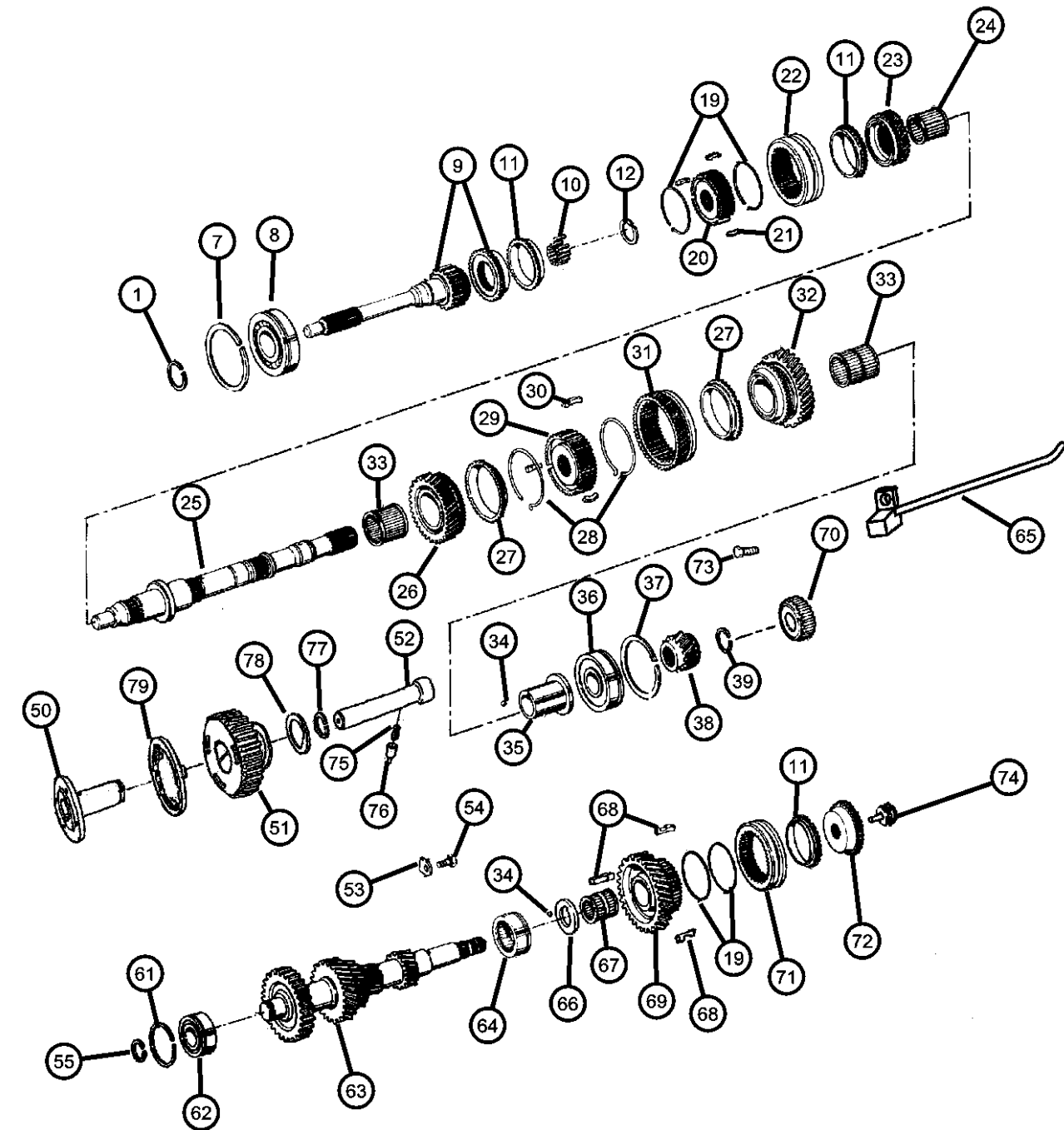
AR = use ase required - = Non illustrated part

Case & Related Parts AX15 (DDQ)
Figure AX-220

										ITEM	PART NUMBER	QTY	LINE	SERIES	BODY	ENGINE	TRANS	TRIM	DESCRIPTION
											05252039	1	J, U			ER0	DDQ		
												1	J, U			ENC	DDQ		
										15									BOLT AND LOCK WASHER, Hex Head, M8x1.25x20
											83500615	6	J, U			ER0	DDQ		
												6	J, U			ENC	DDQ		
										16									RETAINER, Output Shaft Rear Bearing
											05252036	1	J, U			ER0	DDQ		
												1	J, U			ENC	DDQ		
										17									SNAP RING
											83506221	1	J, U			ER0	DDQ		
												1	J, U			ENC	DDQ		
										18									ADAPTER, Transfer Case
											04636372	1	J, U			ER0	DDQ		
												1	J, U			ENC	DDQ		
										19									SEAL, Adapter
											83503108	1	J, U			ER0	DDQ		
												1	J, U			ENC	DDQ		
										20									CAP, Detent
											83503109	1	J, U			ER0	DDQ		
												1	J, U			ENC	DDQ		
										21									PIPE, Oil Receiver
											83500646	1	J, U			ER0	DDQ		
												1	J, U			ENC	DDQ		
										22									BOLT, Transmission Case
											04746274	8	J, U			ER0	DDQ		
												8	J, U			ENC	DDQ		
										23									BOLT
											83503548	2	J, U			ER0	DDQ		
												2	J, U			ENC	DDQ		
										24	04897134AA	1	T			ER0	DDQ		BOLT, Oil Receiver Pipe

AR = use ase required - = Non illustrated part

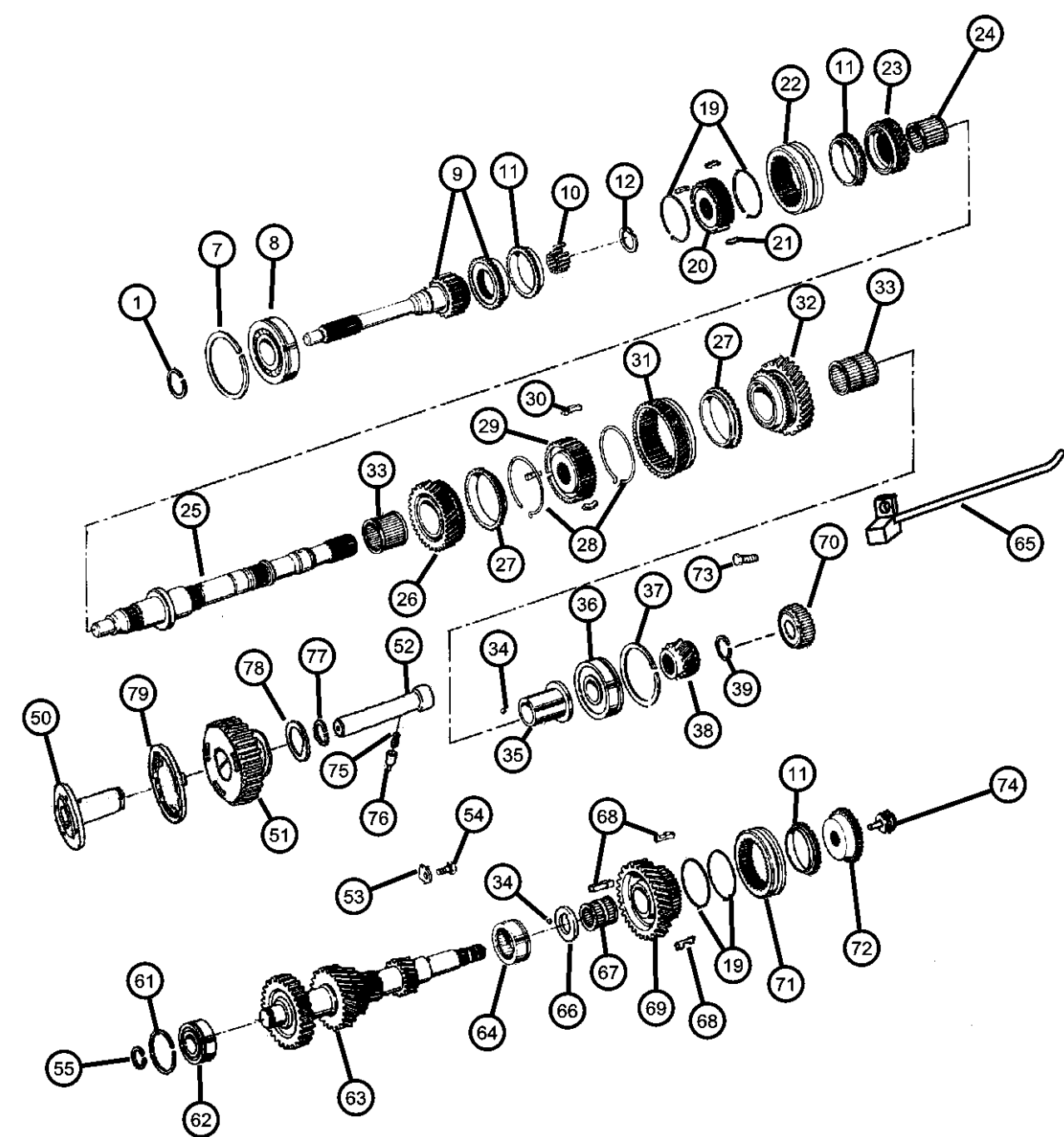
Gear Train AX5 (DDQ)
Figure AX-410



ITEM	PART NUMBER	QTY	LINE	SERIES	BODY	ENGINE	TRANS	TRIM	DESCRIPTION
NOTE: Sales Codes: ENC=2.5L 4 Cyl Turbo Diesel Engine EN0=All 2.5L 4 CyL Turbo Diesel Engines ERH=4.0L In-Line 6 Engine ER0=All 4.0L In-Line 6 Engines DDG=5 Speed Manual Transmission									
1	83500645	1	T			EP0	DDQ		SNAP RING
		1	J, U			EP0	DDQ		
-2	83500607	1	T			EP0	DDQ		SNAP RING, Input Shaft, 2.10mm
		1	J, U			EP0	DDQ		
-3	83500608	1	T			EP0	DDQ		SNAP RING, Input Shaft, 2.15mm
		1	J, U			EP0	DDQ		
-4	83500609	1	T			EP0	DDQ		SNAP RING, Input Shaft, 2.20mm
		1	J, U			EP0	DDQ		
-5	83500610	1	T			EP0	DDQ		SNAP RING, Input Shaft, 2.25mm
		1	J, U			EP0	DDQ		
-6	83500611	1	T			EP0	DDQ		SNAP RING, Input Shaft, 2.30mm
		1	J, U			EP0	DDQ		
7	83500614	1	T			EP0	DDQ		SNAP RING
		1	J, U			EP0	DDQ		
8	83502681	1	T			EP0	DDQ		BEARING, Input Shaft
		1	J, U			EP0	DDQ		
9	83506020	1	T			EP0	DDQ		SHAFT, Input
		1	J, U			EP0	DDQ		
10	83502680	13	T			EP0	DDQ		ROLLER, Input Gear
		13	J, U			EP0	DDQ		
11	83500566	2	T			EP0	DDQ		STOP RING, Synchronizer
		2	J, U			EP0	DDQ		
12	83500598	1	T			EP0	DDQ		SNAP RING, Mainshaft, 1.75mm
		1	J, U			EP0	DDQ		

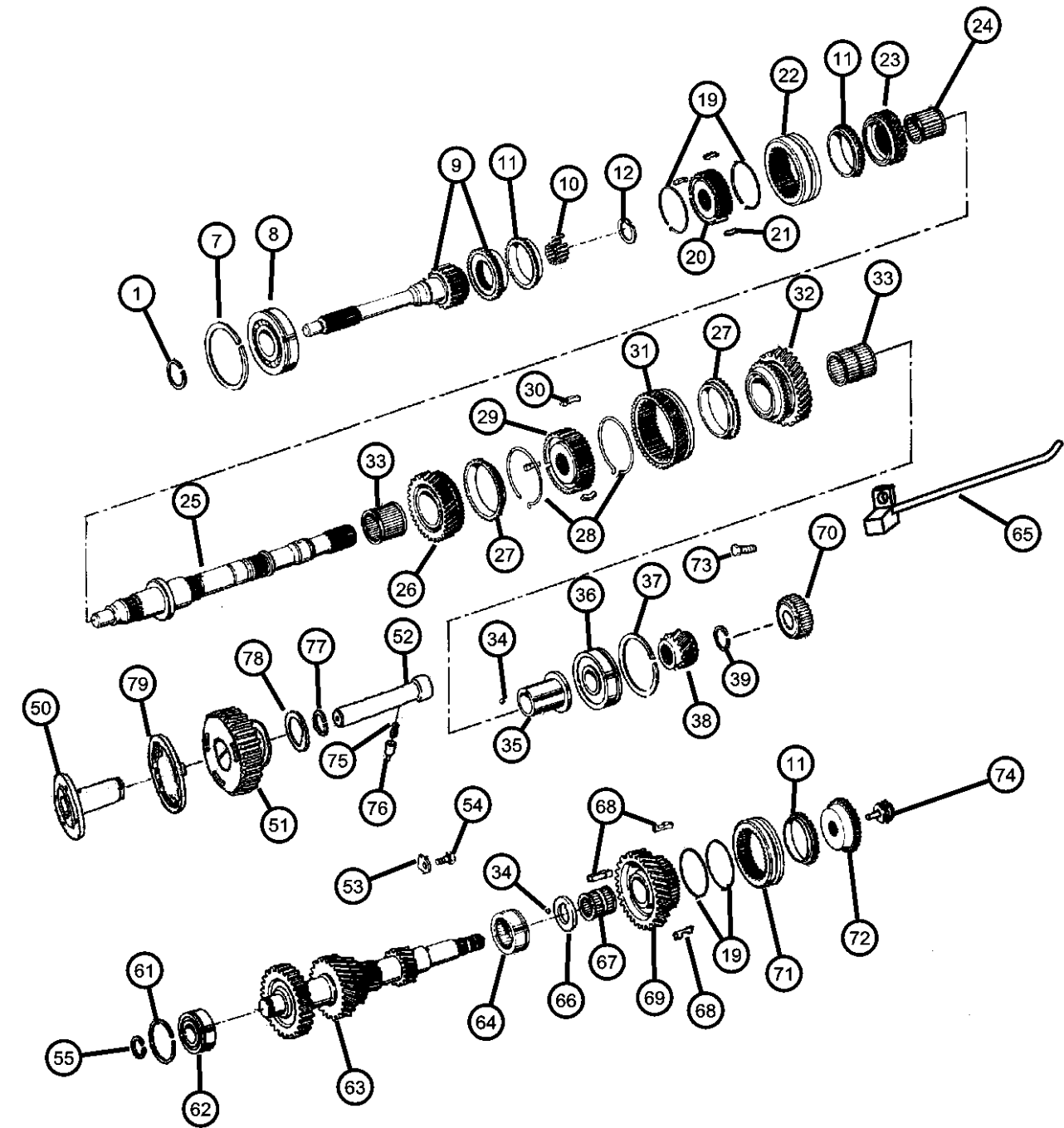
AR = use ase required - = Non illustrated part

Gear Train AX5 (DDQ)
Figure AX-410

	ITEM	PART NUMBER	QTY	LINE	SERIES	BODY	ENGINE	TRANS	TRIM	DESCRIPTION
	-13									SNAP RING, Mainshaft, 1.80mm
		83500599	1	T			EP0	DDQ		
			1	J, U			EP0	DDQ		
	-14									SNAP RING, Mainshaft, 1.85mm
		83500602	1	T			EP0	DDQ		
			1	J, U			EP0	DDQ		
	-15									SNAP RING, Mainshaft, 1.90mm
		83500603	1	T			EP0	DDQ		
			1	J, U			EP0	DDQ		
	-16									SNAP RING, Mainshaft, 1.95mm
		83500604	1	T			EP0	DDQ		
			1	J, U			EP0	DDQ		
	-17									SNAP RING, Mainshaft, 2.00mm
		83500605	1	T			EP0	DDQ		
			1	J, U			EP0	DDQ		
	-18									SNAP RING, Mainshaft, 2.05mm
		83500606	1	T			EP0	DDQ		
			1	J, U			EP0	DDQ		
	19									SPRING, Synchronizer Key
		83500568	4	T			EP0	DDQ		
			4	J, U			EP0	DDQ		
	20									SYNCHRONIZER, Third and Fourth
		83506027	1	T			EP0	DDQ		
			1	J, U			EP0	DDQ		
	21									KEY, Synchronizer
		83506029	3	T			EP0	DDQ		
			3	J, U			EP0	DDQ		
	22									SLEEVE, Synchromesh Clutch Gear
		04740235	1	T			EP0	DDQ		
			1	J, U			EP0	DDQ		
	23									GEAR, Third
		83506019	1	T			EP0	DDQ		
			1	J, U			EP0	DDQ		
	24									BEARING, Third Gear
		83500576	1	T			EP0	DDQ		
			1	J, U			EP0	DDQ		
	25									MAINSHAFT, Transmission
		83502117	1	T			EP0	DDQ		
		83503105	1	J, U			EP0	DDQ		

AR = use ase required - = Non illustrated part

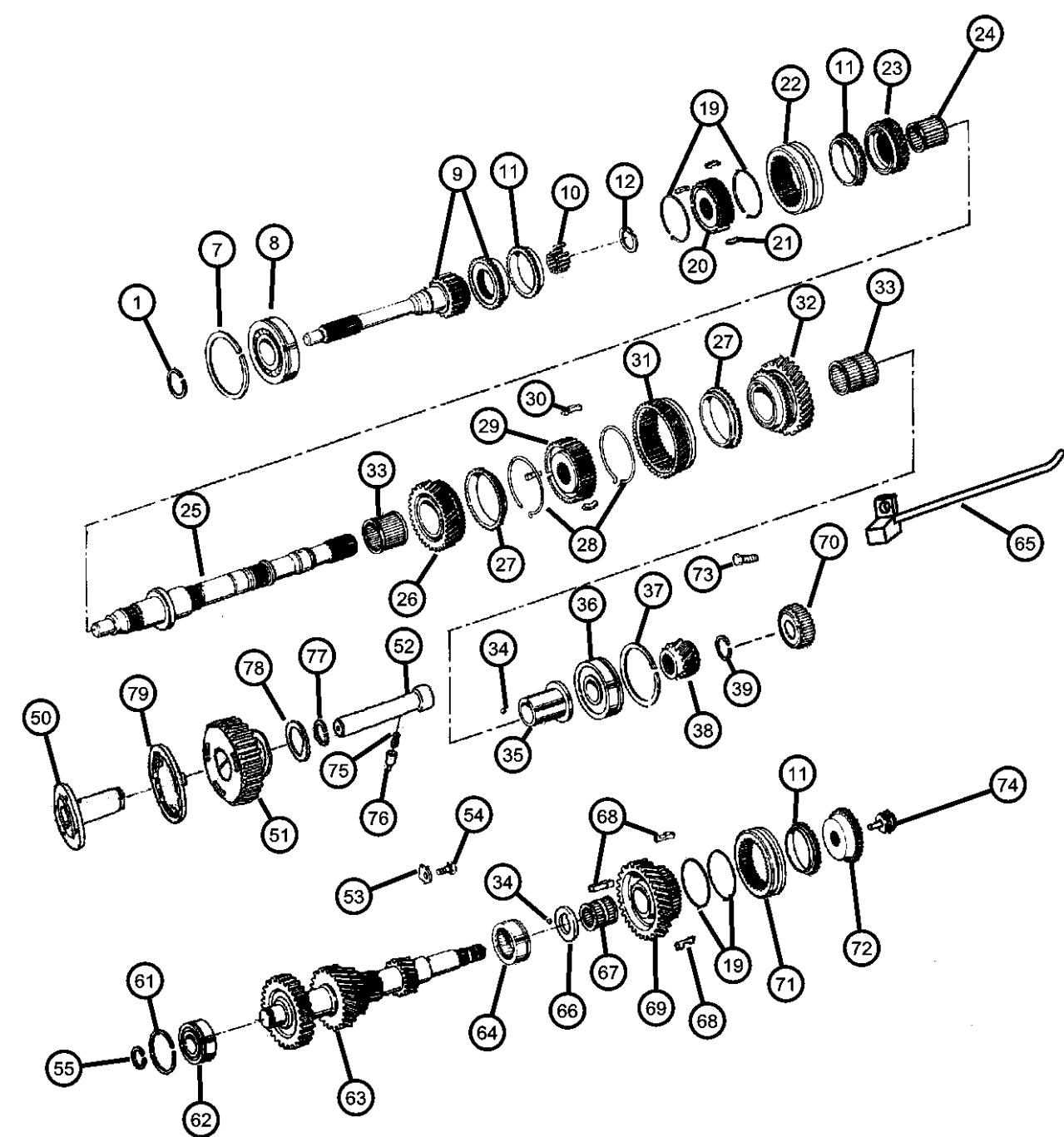
Gear Train AX5 (DDQ)
Figure AX-410



ITEM	PART NUMBER	QTY	LINE	SERIES	BODY	ENGINE	TRANS	TRIM	DESCRIPTION
26	83506018	1	T			EP0	DDQ		GEAR, Second
		1	J, U			EP0	DDQ		
27	83500567	2	T			EP0	DDQ		STOP RING, Synchronizer
		2	J, U			EP0	DDQ		
28	83500569	2	T			EP0	DDQ		SPRING, Synchronizer Key
		2	J, U			EP0	DDQ		
29	83500561	1	T			EP0	DDQ		SYNCHRONIZER, First and Second
		1	J, U			EP0	DDQ		
30	83500564	3	T			EP0	DDQ		KEY, Synchronizer
		3	J, U			EP0	DDQ		
31	04897101AA	1	T			EP0	DDQ		GEAR, Reverse
		1	J, U			EP0	DDQ		
32	83506017	1	T			EP0	DDQ		GEAR, First
		1	J, U			EP0	DDQ		
33	83506031	1	T			EP0	DDQ		BEARING, First Gear
		2	J, U			EP0	DDQ		
34	83500573	2	T			EP0	DDQ		BALL, Reverse
		2	J, U			EP0	DDQ		
35	83506026	1	T			EP0	DDQ		RACE, First Gear
		1	J, U			EP0	DDQ		
36	83506030	1	T			EP0	DDQ		BEARING, Mainshaft
		1	J, U			EP0	DDQ		
37	83500613	1	T			EP0	DDQ		SNAP RING
		1	J, U			EP0	DDQ		
38	83500971	1	T			EP0	DDQ		GEAR, Fifth
		1	J, U			EP0	DDQ		

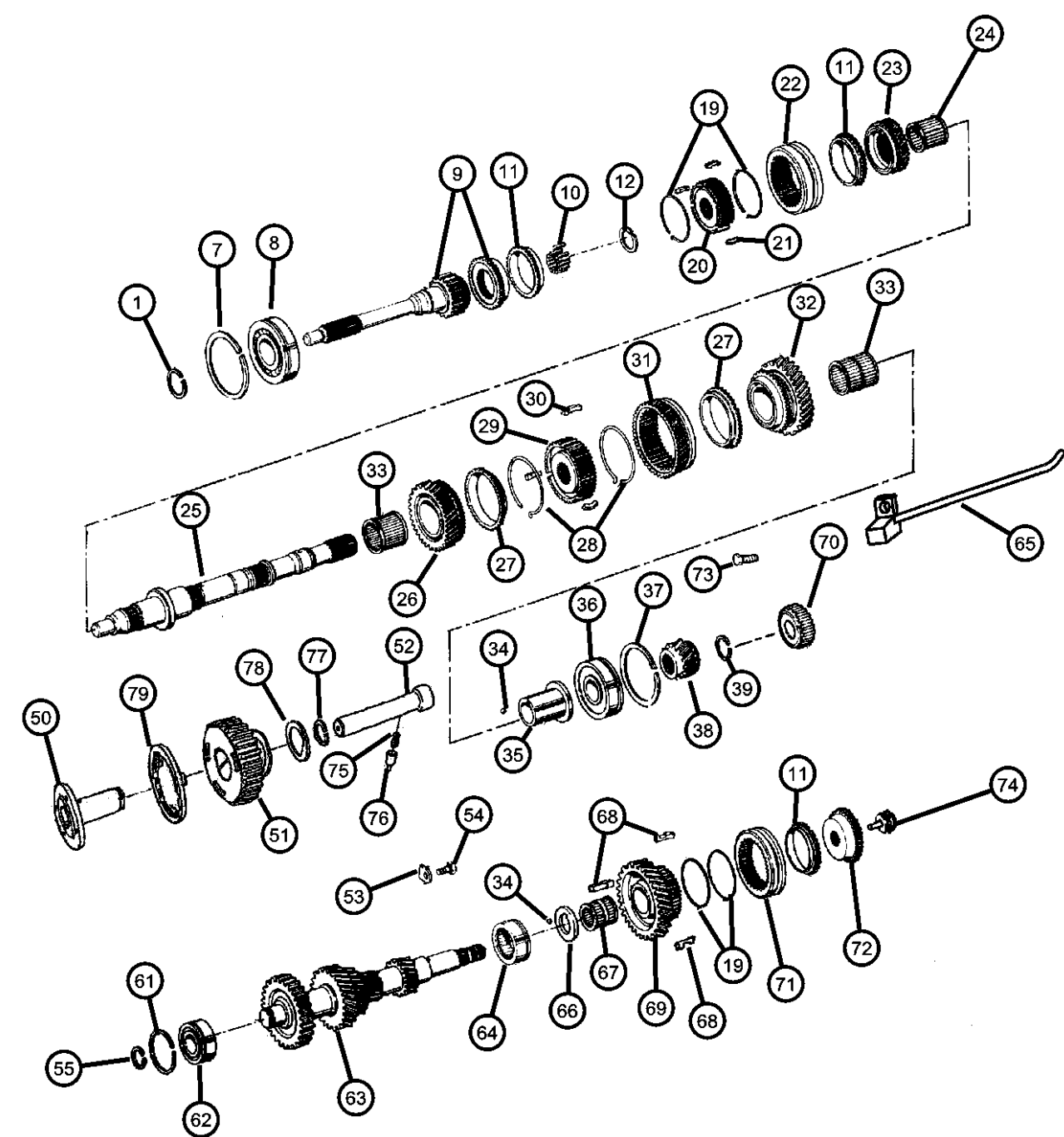
AR = use ase required - = Non illustrated part

Gear Train AX5 (DDQ)
Figure AX-410

	ITEM	PART NUMBER	QTY	LINE	SERIES	BODY	ENGINE	TRANS	TRIM	DESCRIPTION
	39									SNAP RING, Mainshaft, 2.67-2.72mm
		83500587	1	T			EP0	DDQ		
			1	J, U			EP0	DDQ		
	-40									SNAP RING, Mainshaft, 2.73-2.78mm
		83500588	1	T			EP0	DDQ		
			1	J, U			EP0	DDQ		
	-41									SNAP RING, Mainshaft, 2.79-2.84mm
		83500589	1	T			EP0	DDQ		
			1	J, U			EP0	DDQ		
	-42									SNAP RING, Mainshaft, 2.85-2.90mm
		83500590	1	T			EP0	DDQ		
			1	J, U			EP0	DDQ		
	-43									SNAP RING, Mainshaft, 2.91-2.96mm
		83500591	1	T			EP0	DDQ		
			1	J, U			EP0	DDQ		
	-44									SNAP RING, Mainshaft, 2.97-3.02mm
		83500592	1	T			EP0	DDQ		
			1	J, U			EP0	DDQ		
	-45									SNAP RING, Mainshaft, 3.03-3.08mm
		83500593	1	T			EP0	DDQ		
			1	J, U			EP0	DDQ		
	-46									SNAP RING, Mainshaft, 3.09-3.14mm
		83500594	1	T			EP0	DDQ		
			1	J, U			EP0	DDQ		
	-47									SNAP RING, Mainshaft, 3.15-3.20mm
		83500595	1	T			EP0	DDQ		
			1	J, U			EP0	DDQ		
	-48									SNAP RING, Mainshaft, 3.21-3.26mm
		83500596	1	T			EP0	DDQ		
			1	J, U			EP0	DDQ		
	-49									SNAP RING, Mainshaft
		83500597	1	T			EP0	DDQ		
			1	J, U			EP0	DDQ		
	50									RACE, Idler Gear
		04897107AA	1	T			EP0	DDQ		
			1	J, U			EP0	DDQ		

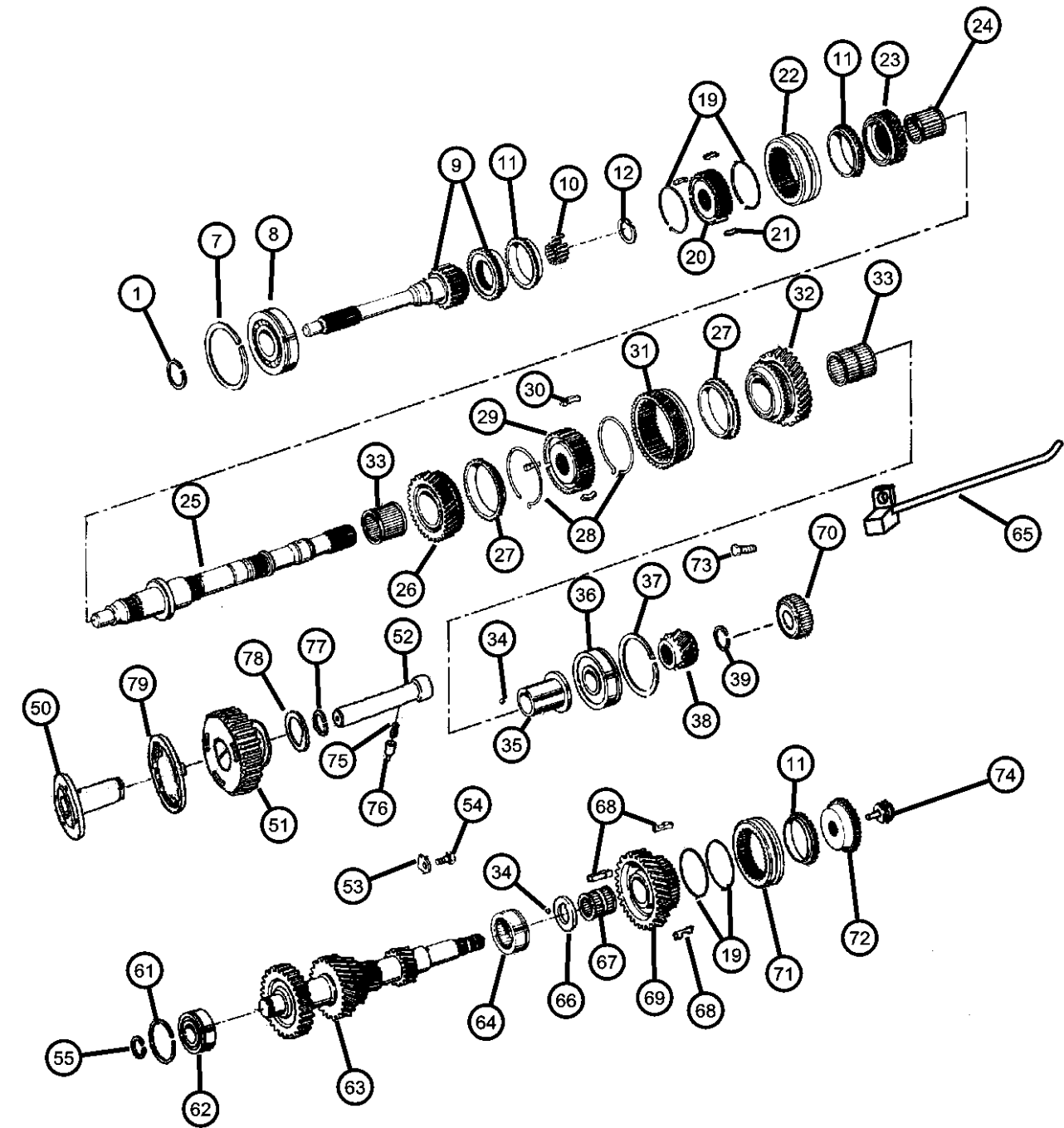
AR = use ase required - = Non illustrated part

Gear Train AX5 (DDQ)
Figure AX-410

										ITEM	PART NUMBER	QTY	LINE	SERIES	BODY	ENGINE	TRANS	TRIM	DESCRIPTION
										51									GEAR, Reverse Idler
											04897102AA	1	J, U			EP0	DDQ		
												1	T			EP0	DDQ		
										52									IDLER SHAFT, Transmission
											04897104AA	1	T			EP0	DDQ		
												1	J, U			EP0	DDQ		
										53									STOPPER, Idler Shaft
											04883380AA	1	T			EP0	DDQ		
												1	J, U			EP0	DDQ		
										54									BOLT AND LOCK WASHER, Hex Head, M8x1.25x20
											83500615	1	T			EP0	DDQ		
												1	J, U			EP0	DDQ		
										55									SNAP RING, Cluster Gear, 2.05mm
											83500581	1	T			EP0	DDQ		
												1	J, U			EP0	DDQ		
										-56									SNAP RING, Cluster Gear, 2.10-2.15mm
											83500582	1	T			EP0	DDQ		
												1	J, U			EP0	DDQ		
										-57									SNAP RING, Cluster Gear, 2.15mm
											83500583	1	T			EP0	DDQ		
												1	J, U			EP0	DDQ		
										-58									SNAP RING, Cluster Gear, 2.20mm
											83500584	1	T			EP0	DDQ		
												1	J, U			EP0	DDQ		
										-59									SNAP RING, Cluster Gear, 2.25mm
											83500585	1	T			EP0	DDQ		
												1	J, U			EP0	DDQ		
										-60									SNAP RING, Cluster Gear, 2.30mm
											83500586	1	T			EP0	DDQ		
												1	J, U			EP0	DDQ		
										61									SNAP RING
											83500612	1	T			EP0	DDQ		
												1	J, U			EP0	DDQ		
										62									BEARING, Cluster Gear
											83506032	1	T			EP0	DDQ		
												1	J, U			EP0	DDQ		
										63									GEAR, Countershaft
											04897103AA	1	T			EP0	DDQ		
												1	J, U			EP0	DDQ		

AR = use ase required - = Non illustrated part

Gear Train AX5 (DDQ)
Figure AX-410

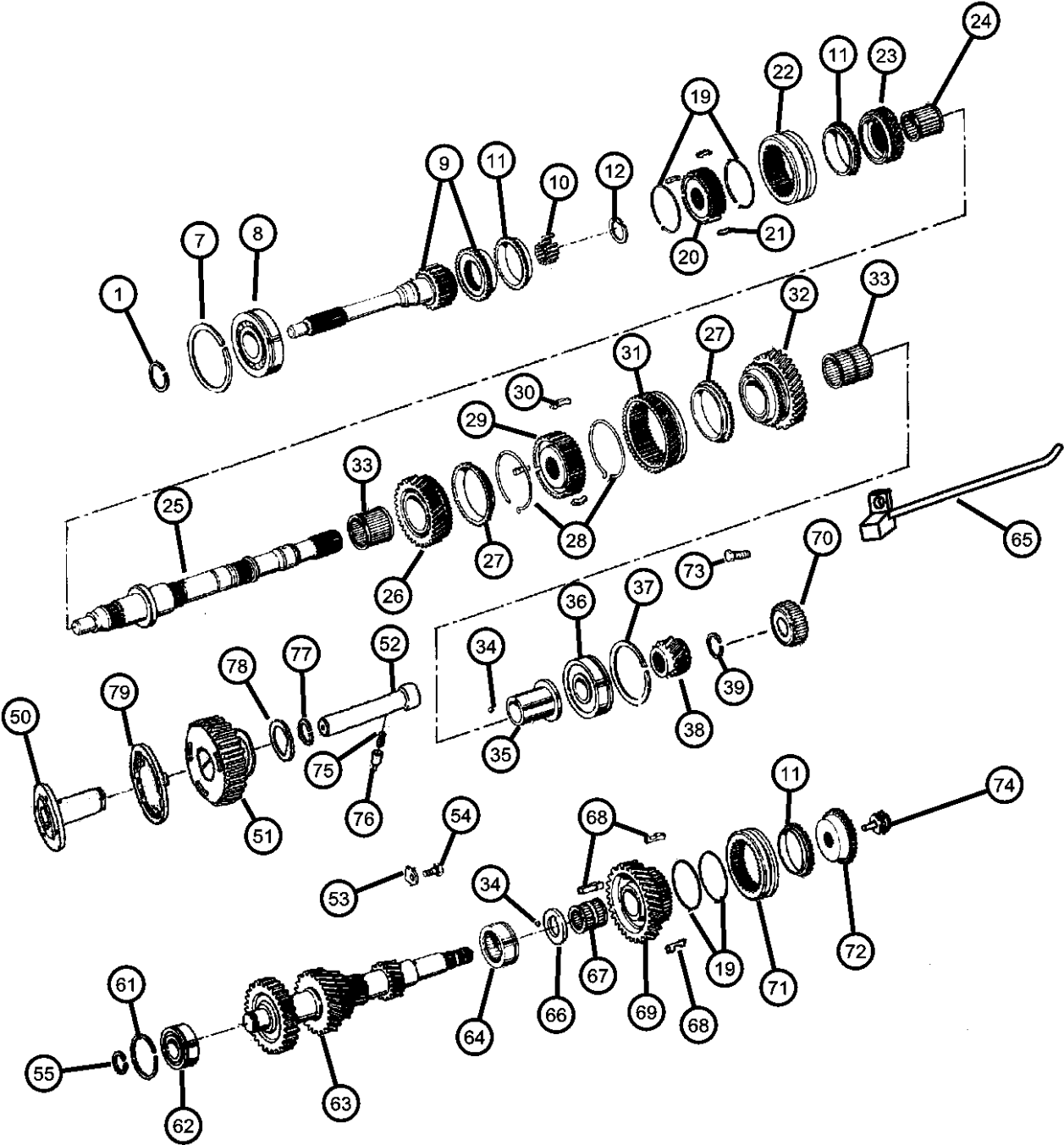


ITEM	PART NUMBER	QTY	LINE	SERIES	BODY	ENGINE	TRANS	TRIM	DESCRIPTION
64	83506032	1	T			EP0	DDQ		BEARING, Cluster Gear
		1	J, U			EP0	DDQ		
65	83502122	1	T			EP0	DDQ		PIPE, Oil Receiver
66	83506025	1	T			EP0	DDQ		THRUST WASHER, Fourth Gear
		1	J, U			EP0	DDQ		
67	83500644	1	T			EP0	DDQ		NEEDLE BEARING, Fifth Gear
		2	J, U			EP0	DDQ		
68	83500641	3	T			EP0	DDQ		KEY, Synchronizer
		3	J, U			EP0	DDQ		
69	83506022	1	T			EP0	DDQ		GEAR, Countershaft Fifth
		1	J, U			EP0	DDQ		
70	83502121	1	T			EP0	DDQ		GEAR, Speedometer Drive
71	04746657	1	T			EP0	DDQ		SLEEVE, Synchronizer
		1	J, U			EP0	DDQ		
72	83506024	1	T			EP0	DDQ		GEAR, Fifth Splined
		1	J, U			EP0	DDQ		
73	83502126	1	T			EP0	DDQ		BOLT, Oil Receiver Pipe
74	83500646	1	T			EP0	DDQ		PIPE, Oil Receiver
		1	J, U			EP0	DDQ		
75	04897110AA	1	T			EP0	DDQ		SPRING, Compression
		1	J, U			EP0	DDQ		
76	04897109AA	1	T			EP0	DDQ		PIN
		1	J, U			EP0	DDQ		
77	04897112AA	1	T			EP0	DDQ		RING, Snap
		1	J, U			EP0	DDQ		
78	04897108AA	1	T			EP0	DDQ		PLATE, Transmission Idler Shaft
		1	J, U			EP0	DDQ		
79									RING, Transmission

AR = use ase required - = Non illustrated part

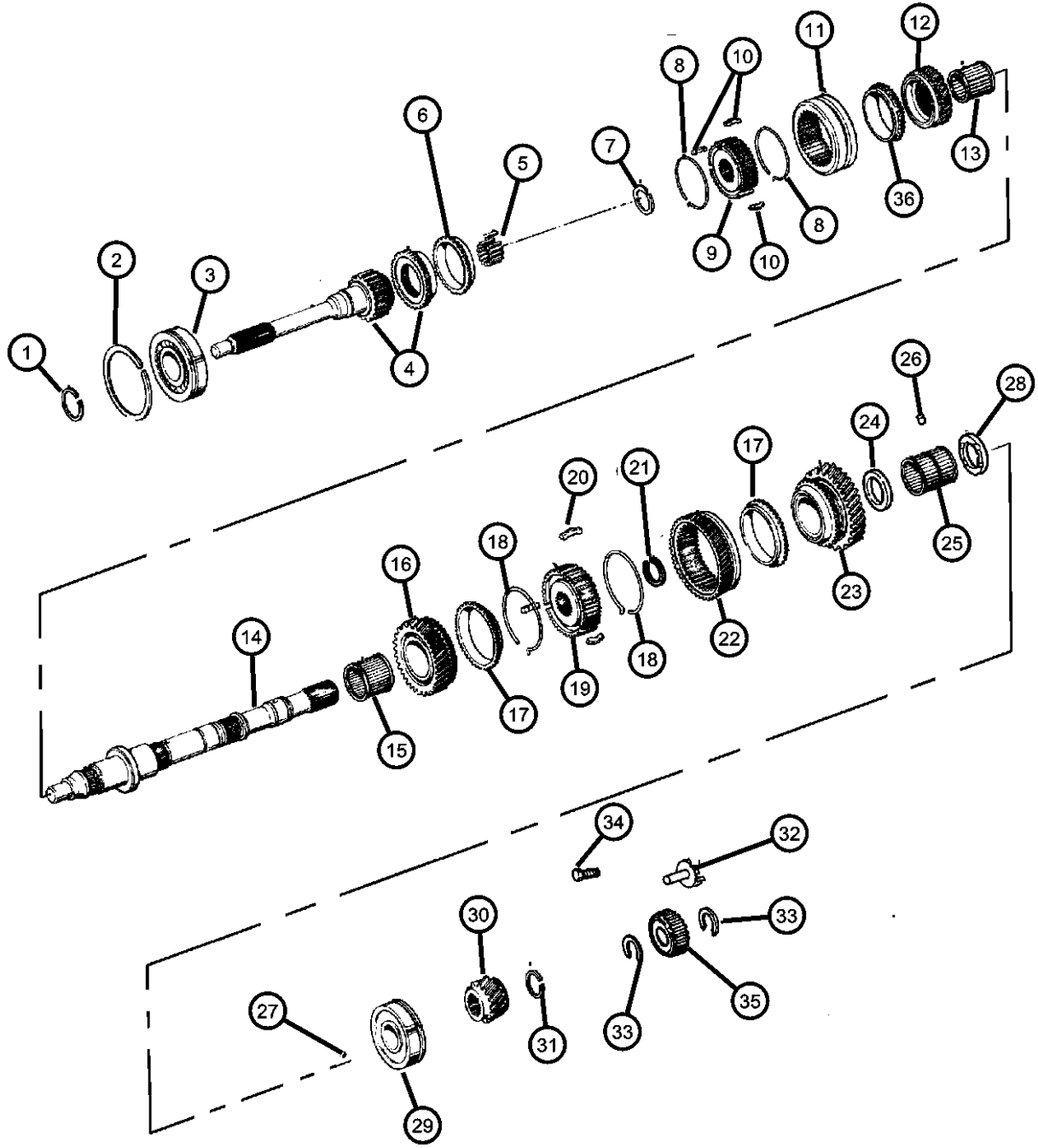
Gear Train AX5 (DDQ)
Figure AX-410

ITEM	PART NUMBER	QTY	LINE	SERIES	BODY	ENGINE	TRANS	TRIM	DESCRIPTION
	04897111AA	1	T			EP0	DDQ		
		1	J, U			EP0	DDQ		



AR = use ase required - = Non illustrated part

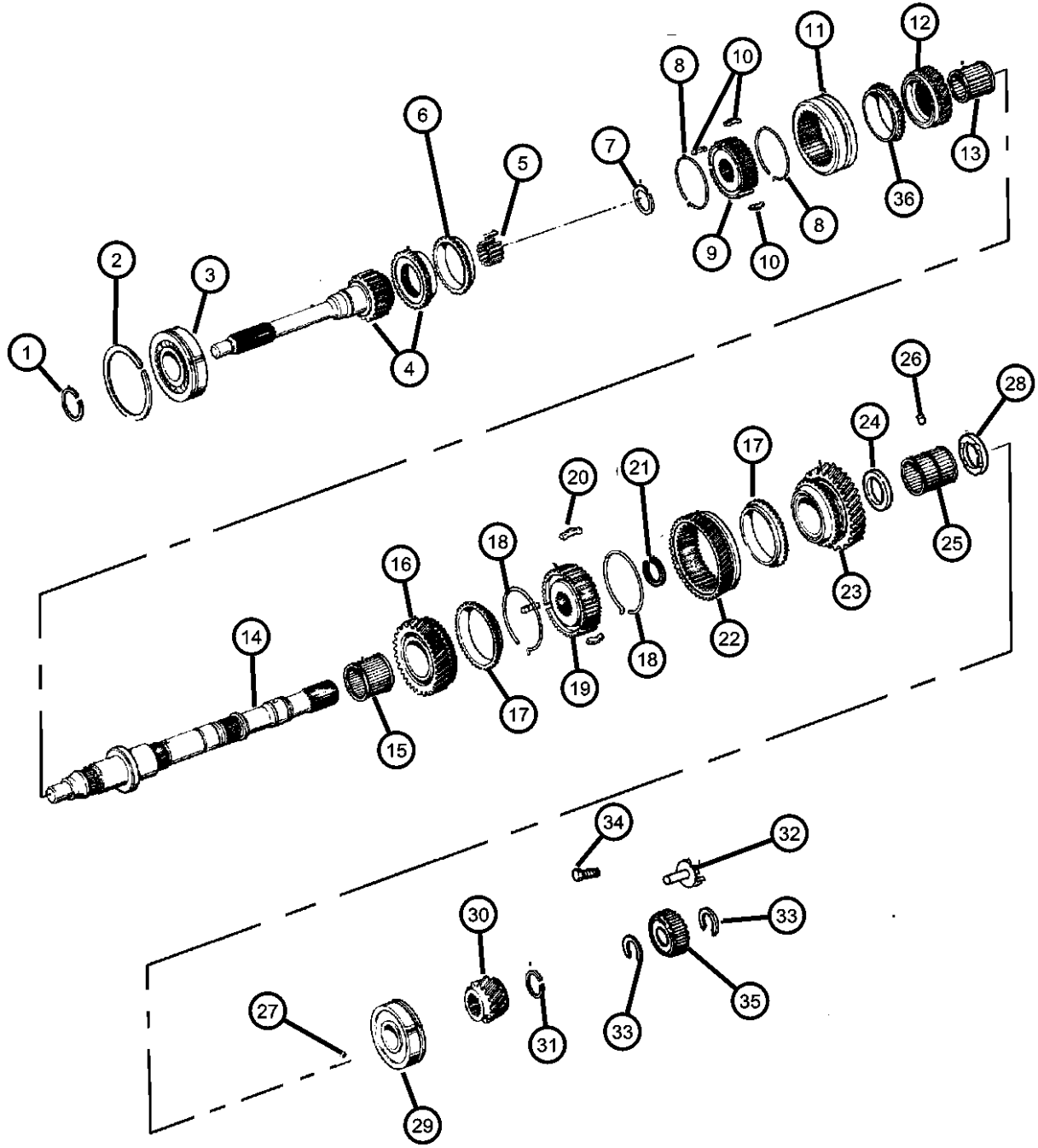
Gear Train AX15 (DDQ)
Figure AX-420



ITEM	PART NUMBER	QTY	LINE	SERIES	BODY	ENGINE	TRANS	TRIM	DESCRIPTION
NOTE: Sales Codes: ENC=2.5L 4 Cyl Turbo Diesel Engine EN0=All 2.5L 4 Cyl Turbo Diesel Engines ERH=4.0L In-Line 6 Engine ER0=All 4.0L In-Line 6 Engines DDQ=5 Speed Manual Transmission									
1	83506099	1	J, U			ER0	DDQ		SNAP RING
		1	T			ER0	DDQ		Stamped A (X=2.10MM/2.15MM)
		1	J, U			ENC	DDQ		Stamped A (X=2.10MM/2.15MM)
	83506214	1	J, U			ER0	DDQ		Stamped B (X=2.15MM/2.20MM)
		1	T			ER0	DDQ		Stamped B (X=2.15MM/2.20MM)
		1	J, U			ENC	DDQ		Stamped B (X=2.15MM/2.20MM)
	83506215	1	J, U			ER0	DDQ		Stamped C (X=2.20MM/2.25MM)
		1	T			ER0	DDQ		Stamped C (X=2.20MM/2.25MM)
		1	J, U			ENC	DDQ		Stamped C (X=2.20MM/2.25MM)
	83506216	1	J, U			ER0	DDQ		Stamped D (X=2.25MM/2.30MM)
		1	T			ER0	DDQ		Stamped D (X=2.25MM/2.30MM)
		1	J, U			ENC	DDQ		Stamped D (X=2.25MM/2.30MM)
	83506217	1	J, U			ER0	DDQ		Stamped E (X=2.30MM/2.35MM)
		1	T			ER0	DDQ		Stamped E (X=2.30MM/2.35MM)
		1	J, U			ENC	DDQ		Stamped E (X=2.30MM/2.35MM)
	83506218	1	J, U			ER0	DDQ		Stamped F (X=2.35MM/2.40MM)
		1	T			ER0	DDQ		Stamped F (X=2.35MM/2.40MM)
		1	J, U			ENC	DDQ		Stamped F (X=2.35MM/2.40MM)
	83506219	1	J, U			ER0	DDQ		Stamped G (X=2.40MM/2.45MM)
		1	T			ER0	DDQ		Stamped G (X=2.40MM/2.45MM)
		1	J, U			ENC	DDQ		Stamped G (X=2.40MM/2.45MM)
2	83506222	1	J, U			ER0	DDQ		SNAP RING
		1	T			ER0	DDQ		
		1	J, U			ENC	DDQ		
3	83506074	1	J, U			ER0	DDQ		BEARING, Input Shaft
		1	T			ER0	DDQ		
		1	J, U			ENC	DDQ		
4	04897048AA	1	J, U			ER0	DDQ		INPUT SHAFT, Transmission
		1	T			ER0	DDQ		
		1	J, U			ENC	DDQ		
5	83506078	1	J, U			ER0	DDQ		NEEDLE BEARING, Input Shaft
		1	J, U			ER0	DDQ		

AR = use ase required - = Non illustrated part

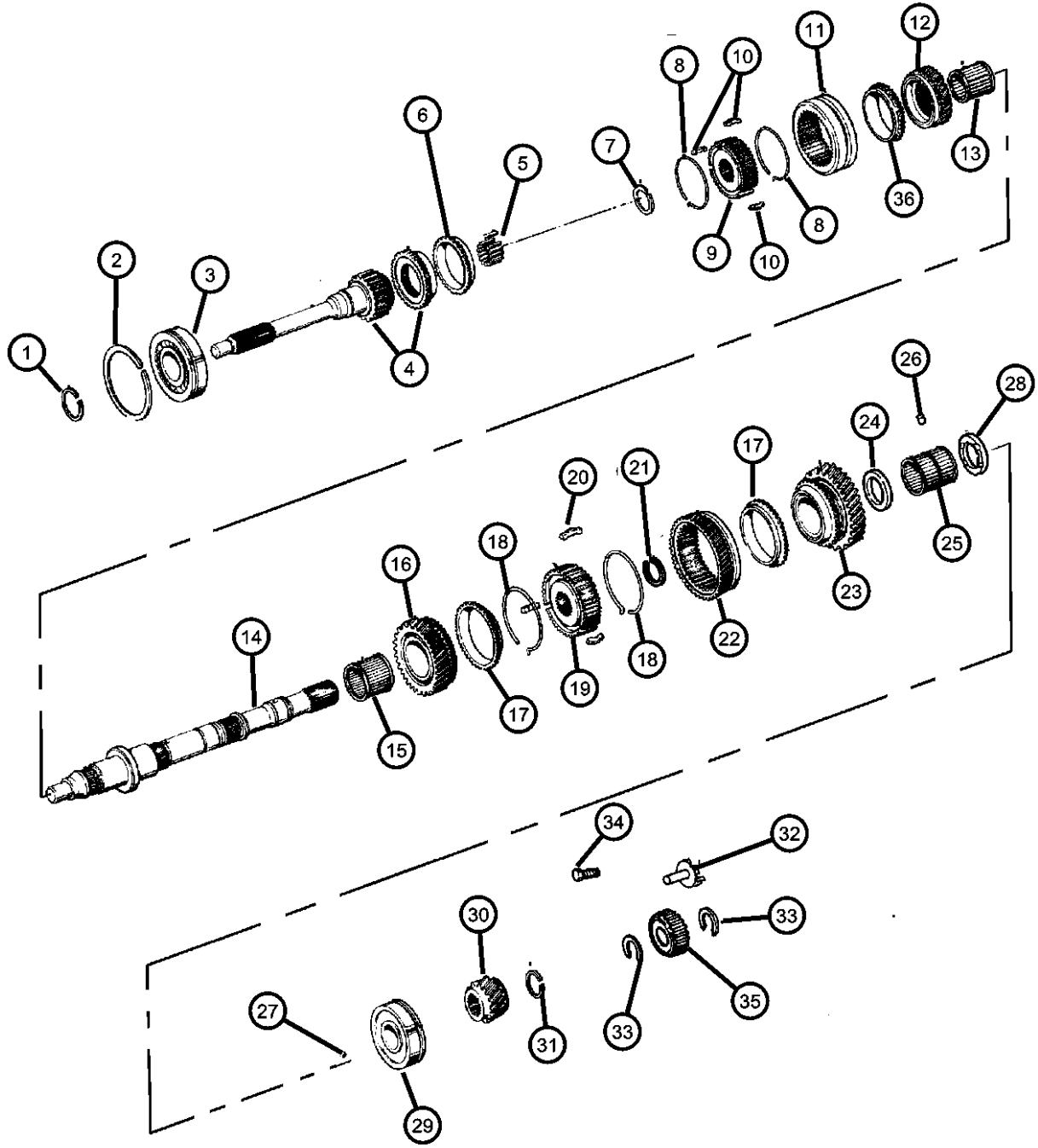
Gear Train AX15 (DDQ)
Figure AX-420



ITEM	PART NUMBER	QTY	LINE	SERIES	BODY	ENGINE	TRANS	TRIM	DESCRIPTION
6	04897052AA	1	T			ER0	DDQ		STOP RING, Synchronizer
		1	J, U			ENC	DDQ		
		1	J, U			ER0	DDQ		
		1	T			ER0	DDQ		
7	83506086	1	J, U			ENC	DDQ		SNAP RING
		1	T			ER0	DDQ		
		1	J, U			ER0	DDQ		
		1	T			ER0	DDQ		
	83506087	1	J, U			ENC	DDQ		
		1	J, U			ER0	DDQ		
		1	T			ER0	DDQ		
		1	J, U			ENC	DDQ		
	83506088	1	J, U			ER0	DDQ		
		1	J, U			ER0	DDQ		
		1	T			ER0	DDQ		
		1	J, U			ENC	DDQ		
	83506090	1	J, U			ER0	DDQ		
		1	T			ER0	DDQ		
		1	J, U			ENC	DDQ		
		1	J, U			ER0	DDQ		
8	83506091	1	J, U			ENC	DDQ		SPRING, Synchronizer Key
		1	T			ER0	DDQ		
		1	J, U			ENC	DDQ		
		1	T			ER0	DDQ		
	83506092	1	J, U			ENC	DDQ		
		1	T			ER0	DDQ		
		1	J, U			ENC	DDQ		
		1	T			ER0	DDQ		
	83506255	2	J, U			ENC	DDQ		
		2	T			ER0	DDQ		
		2	J, U			ENC	DDQ		
		2	T			ER0	DDQ		
9	83506248	1	J, U			ENC	DDQ		HUB, Synchronizer
		1	T			ER0	DDQ		
		1	J, U			ENC	DDQ		
10	83506251	3	J, U			ENC	DDQ		KEY, Synchronizer
		3	T			ER0	DDQ		
		3	J, U			ENC	DDQ		
11	04897050AA	1	J, U			ENC	DDQ		SLEEVE, Synchronizer
		1	J, U			ER0	DDQ		

AR = use ase required - = Non illustrated part

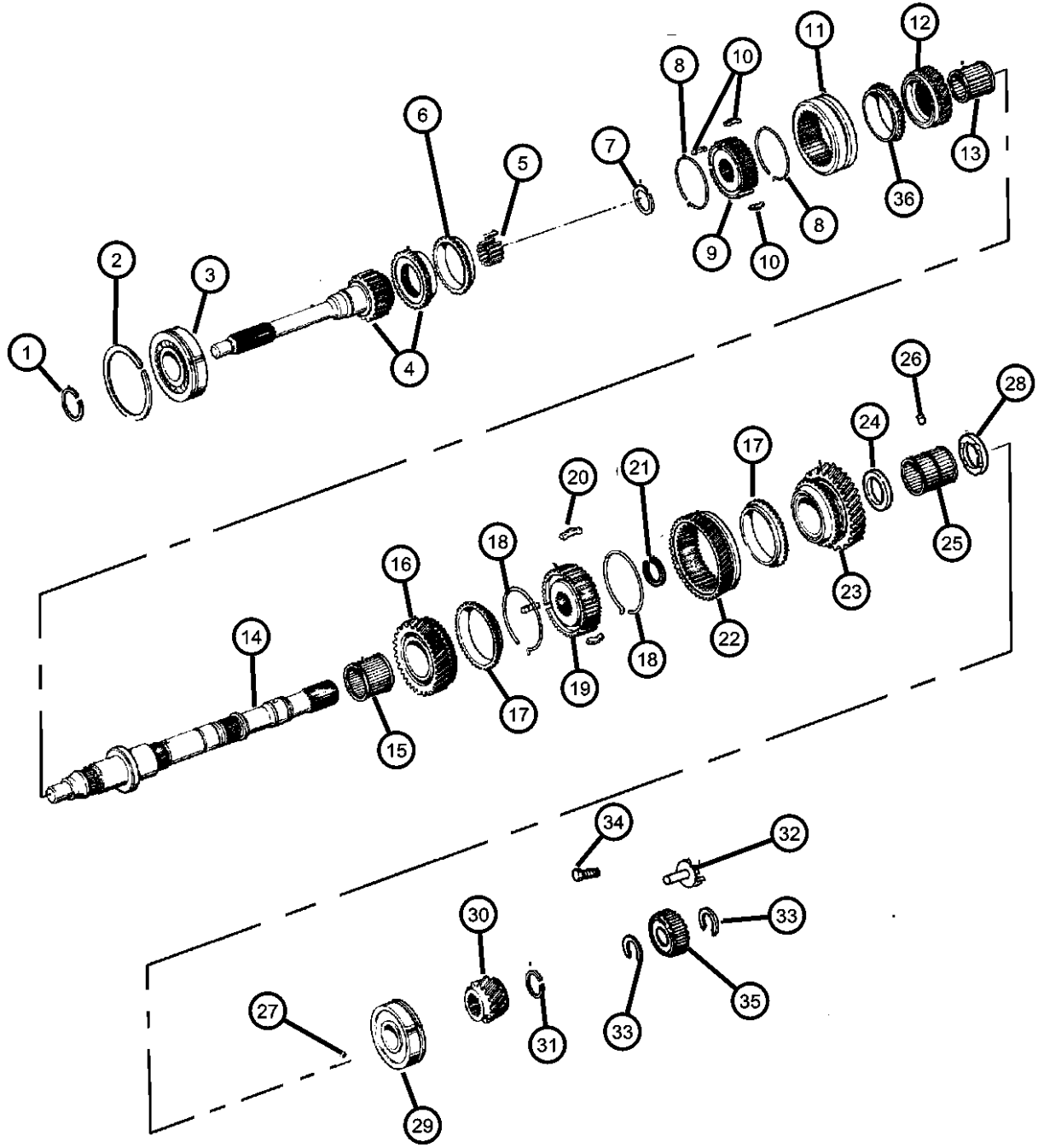
Gear Train AX15 (DDQ)
Figure AX-420



ITEM	PART NUMBER	QTY	LINE	SERIES	BODY	ENGINE	TRANS	TRIM	DESCRIPTION
12	04897047AA	1	T			ER0	DDQ		GEAR, Third
		1	J, U			ENC	DDQ		
		1	J, U			ER0	DDQ		
		1	T			ER0	DDQ		
		1	J, U			ENC	DDQ		
13	83506077	1	J, U			ER0	DDQ		NEEDLE BEARING, Third Gear
		1	T			ER0	DDQ		
		1	J, U			ENC	DDQ		
		1	J, U			ER0	DDQ		
		1	T			ER0	DDQ		
14	04874288 83506243	1	T			ER0	DDQ		SHAFT, Output
		1	J, U			ER0	DDQ		
		1	J, U			ENC	DDQ		
		1	J, U			ER0	DDQ		
		1	T			ER0	DDQ		
15	83506076	1	J, U			ER0	DDQ		NEEDLE BEARING, Second Gear
		1	T			ER0	DDQ		
		1	J, U			ENC	DDQ		
		1	J, U			ER0	DDQ		
		1	T			ER0	DDQ		
16	04636369	1	J, U			ER0	DDQ		GEAR, Second
		1	T			ER0	DDQ		
		1	J, U			ENC	DDQ		
		2	J, U			ER0	DDQ		
		2	T			ER0	DDQ		
17	83506252	2	J, U			ER0	DDQ		STOP RING, Synchronizer
		2	T			ER0	DDQ		
		2	J, U			ENC	DDQ		
		2	J, U			ER0	DDQ		
		2	T			ER0	DDQ		
18	83506254	2	J, U			ER0	DDQ		SPRING, Synchronizer Key
		2	T			ER0	DDQ		
		2	J, U			ENC	DDQ		
		2	J, U			ER0	DDQ		
		2	T			ER0	DDQ		
19	83506247	1	J, U			ER0	DDQ		HUB, Synchronizer
		1	T			ER0	DDQ		
		1	J, U			ENC	DDQ		
		3	J, U			ER0	DDQ		
		3	T			ER0	DDQ		
20	83506250	3	J, U			ER0	DDQ		KEY, Synchronizer
		3	T			ER0	DDQ		
		3	J, U			ENC	DDQ		
		1	J, U			ER0	DDQ		
		1	T			ER0	DDQ		
21	83506093	1	J, U			ER0	DDQ		SNAP RING Stamped B (X=2.35MM/2.40MM)
		1	J, U			ER0	DDQ		

AR = use ase required - = Non illustrated part

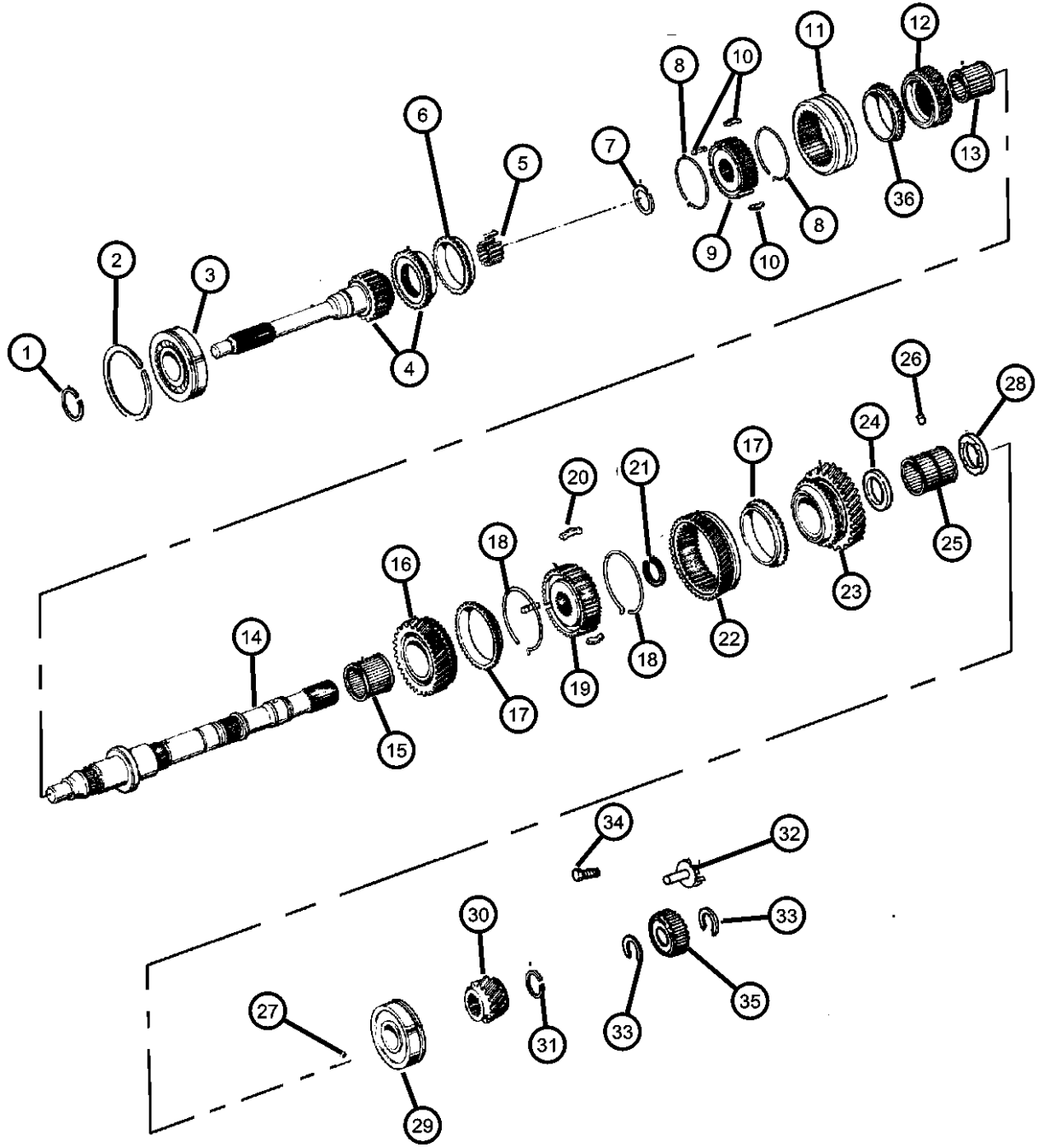
Gear Train AX15 (DDQ)
Figure AX-420



ITEM	PART NUMBER	QTY	LINE	SERIES	BODY	ENGINE	TRANS	TRIM	DESCRIPTION
		1	T			ER0	DDQ		Stamped B (X=2.35MM/2.40MM)
		1	J, U			ENC	DDQ		Stamped B (X=2.35MM/2.40MM)
	83506094	1	J, U			ER0	DDQ		Stamped C (X=2.40MM/2.45MM)
	83506097	1	J, U			ER0	DDQ		Stamped F (X=2.55MM/2.60MM)
		1	T			ER0	DDQ		Stamped F (X=2.55MM/2.60MM)
		1	J, U			ENC	DDQ		Stamped F (X=2.55MM/2.60MM)
	83506098	1	J, U			ER0	DDQ		Stamped G (X=2.60MM/2.65MM)
		1	T			ER0	DDQ		Stamped G (X=2.60MM/2.65MM)
		1	J, U			ENC	DDQ		Stamped G (X=2.60MM/2.65MM)
22									GEAR, Reverse
	05252082	1	J, U			ER0	DDQ		
		1	T			ER0	DDQ		
		1	J, U			ENC	DDQ		
23									GEAR, First
	04636368	1	J, U			ER0	DDQ		
		1	T			ER0	DDQ		
	04796002	1	J, U			ENC	DDQ		
24									SPACER, Output Shaft
	83506280	1	J, U			ER0	DDQ		
		1	T			ER0	DDQ		
		1	J, U			ENC	DDQ		
25									NEEDLE BEARING, First Gear
	83506075	1	J, U			ER0	DDQ		
		1	T			ER0	DDQ		
		1	J, U			ENC	DDQ		
26									PIN, Mainshaft
	83506008	1	J, U			ER0	DDQ		
		1	T			ER0	DDQ		
		1	J, U			ENC	DDQ		
27									BALL, Reverse
	83500573	1	J, U			ER0	DDQ		
		2	T			ER0			
28									THRUST WASHER, First Gear
	83506246	1	J, U			ER0	DDQ		
		1	T			ER0	DDQ		
		1	J, U			ENC	DDQ		
29	83506073	1	J, U			ENC	DDQ		BEARING, Output Shaft
30									GEAR, Fifth
	05252083	1	J, U			ER0	DDQ		
		1	T			ER0	DDQ		

AR = use ase required - = Non illustrated part

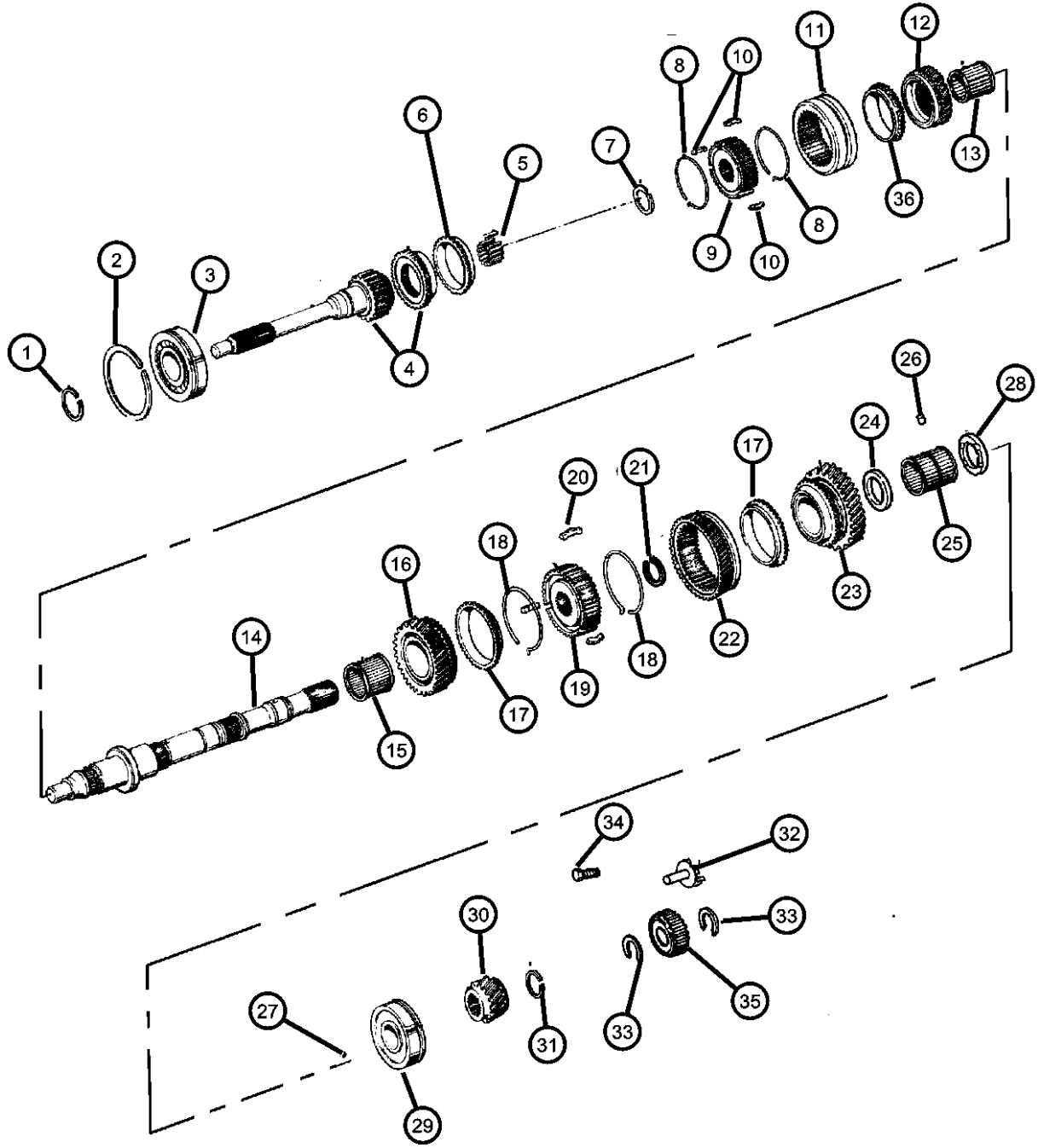
Gear Train AX15 (DDQ)
Figure AX-420



ITEM	PART NUMBER	QTY	LINE	SERIES	BODY	ENGINE	TRANS	TRIM	DESCRIPTION
31		1	J, U			ENC	DDQ		SNAP RING
	83506268	1	J, U			ER0	DDQ		Stamped A (X=2.75MM/2.80MM)
		1	T			ER0	DDQ		Stamped A (X=2.75MM/2.80MM)
		1	J, U			ENC	DDQ		Stamped A (X=2.75MM/2.80MM)
	83506269	1	J, U			ER0	DDQ		Stamped B (X=2.80MM/2.85MM)
		1	T			ER0	DDQ		Stamped B (X=2.80MM/2.85MM)
		1	J, U			ENC	DDQ		Stamped B (X=2.80MM/2.85MM)
	83506270	1	J, U			ER0	DDQ		Stamped C (X=2.85MM/2.90MM)
		1	T			ER0	DDQ		Stamped C (X=2.85MM/2.90MM)
		1	J, U			ENC	DDQ		Stamped C (X=2.85MM/2.90MM)
	83506271	1	J, U			ER0	DDQ		Stamped D (X=2.90MM/2.95MM)
		1	T			ER0	DDQ		Stamped D (X=2.90MM/2.95MM)
	83506272	1	J, U			ER0	DDQ		Stamped E (X=2.95MM/3.00MM)
		1	T			ER0	DDQ		Stamped E (X=2.95MM/3.00MM)
		1	J, U			ENC	DDQ		Stamped E (X=2.95MM/3.00MM)
	83506273	1	J, U			ER0	DDQ		Stamped F (X=2.00MM/3.05MM)
		1	T			ER0	DDQ		Stamped F (X=2.00MM/3.05MM)
		1	J, U			ENC	DDQ		Stamped F (X=2.00MM/3.05MM)
	83506274	1	J, U			ER0	DDQ		Stamped G (X=3.05MM/3.10MM)
		1	T			ER0	DDQ		Stamped G (X=3.05MM/3.10MM)
		1	J, U			ENC	DDQ		Stamped G (X=3.05MM/3.10MM)
	83506275	1	J, U			ER0	DDQ		Stamped H (X=3.10MM/3.15MM)
		1	T			ER0	DDQ		Stamped H (X=3.10MM/3.15MM)
		1	J, U			ENC	DDQ		Stamped H (X=3.10MM/3.15MM)
	83506276	1	J, U			ER0	DDQ		Stamped I (X=3.15MM/3.20MM)
		1	T			ER0	DDQ		Stamped I (X=3.15MM/3.20MM)
		1	J, U			ENC	DDQ		Stamped I (X=3.15MM/3.20MM)
	83506277	1	J, U			ER0	DDQ		Stamped J (X=3.20MM/3.25MM)
		1	T			ER0	DDQ		Stamped J (X=3.20MM/3.25MM)
		1	J, U			ENC	DDQ		Stamped J (X=3.20MM/3.25MM)
	83506278	1	J, U			ER0	DDQ		Stamped K (X=3.25MM/3.30MM)
		1	T			ER0	DDQ		Stamped K (X=3.25MM/3.30MM)
		1	J, U			ENC	DDQ		Stamped K (X=3.25MM/3.30MM)
	83506279	1	J, U			ER0	DDQ		Stamped L (X=3.30MM/3.35MM)
		1	T			ER0	DDQ		Stamped L (X=3.30MM/3.35MM)
		1	J, U			ENC	DDQ		Stamped L (X=3.30MM/3.35MM)
32									PIPE, Oil Receiver
	83500646	1	J, U			ER0	DDQ		
		1	T			ER0	DDQ		

AR = use ase required - = Non illustrated part

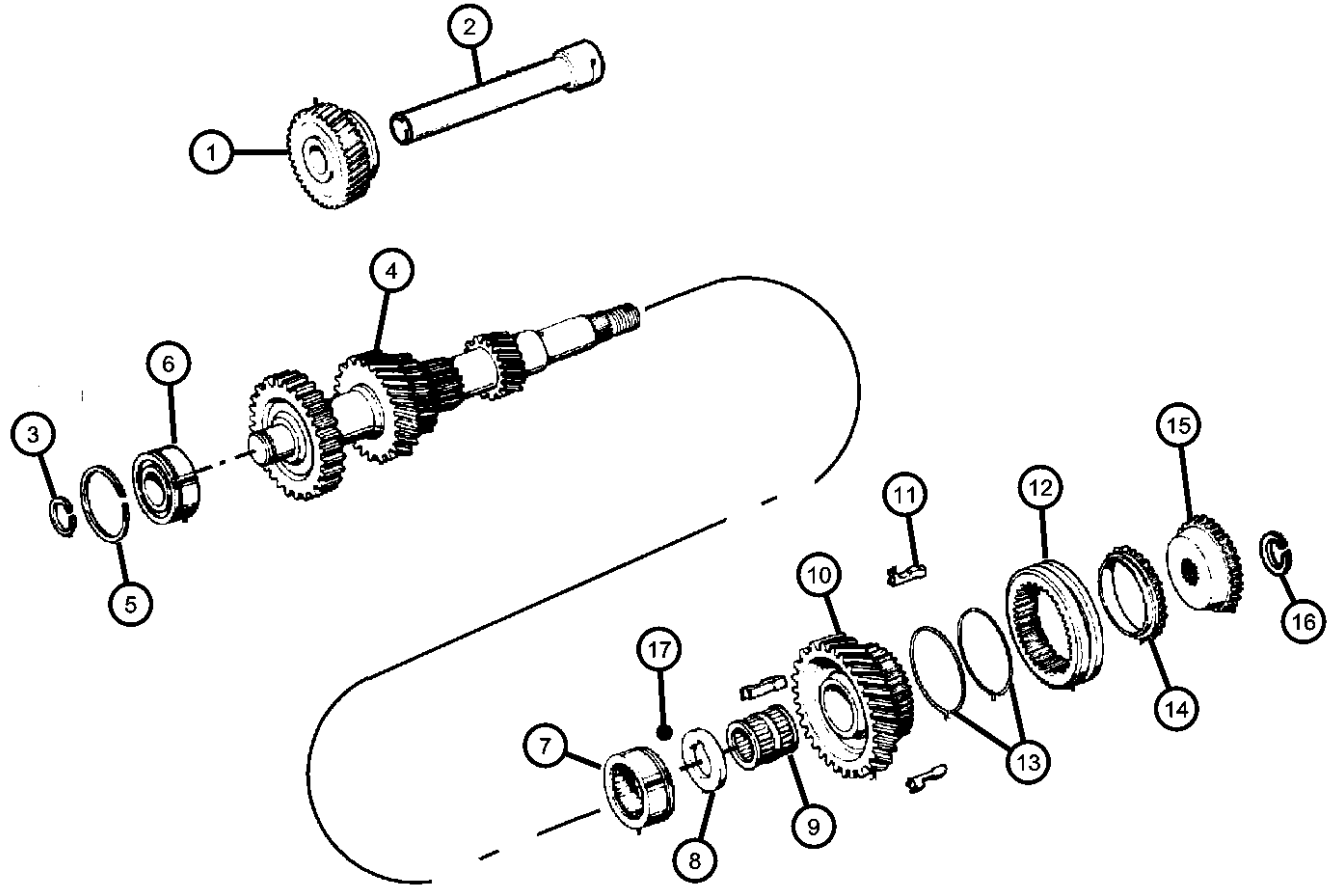
Gear Train AX15 (DDQ)
Figure AX-420



ITEM	PART NUMBER	QTY	LINE	SERIES	BODY	ENGINE	TRANS	TRIM	DESCRIPTION
33	83506222	1	J, U			ENC	DDQ		SNAP RING
		1	J, U			ER0	DDQ		
		1	T			ER0	DDQ		
		1	J, U			ENC	DDQ		
34	04897134AA	1	T			ER0	DDQ		BOLT, Oil Receiver Pipe
35	83506228	1	T			ER0	DDQ		GEAR, Speedometer Drive
36	04637533	1	J, U			ER0	DDQ		STOP RING, Synchronizer
			T			ER0	DDQ		
			J, U			ENC	DDQ		

AR = use ase required - = Non illustrated part

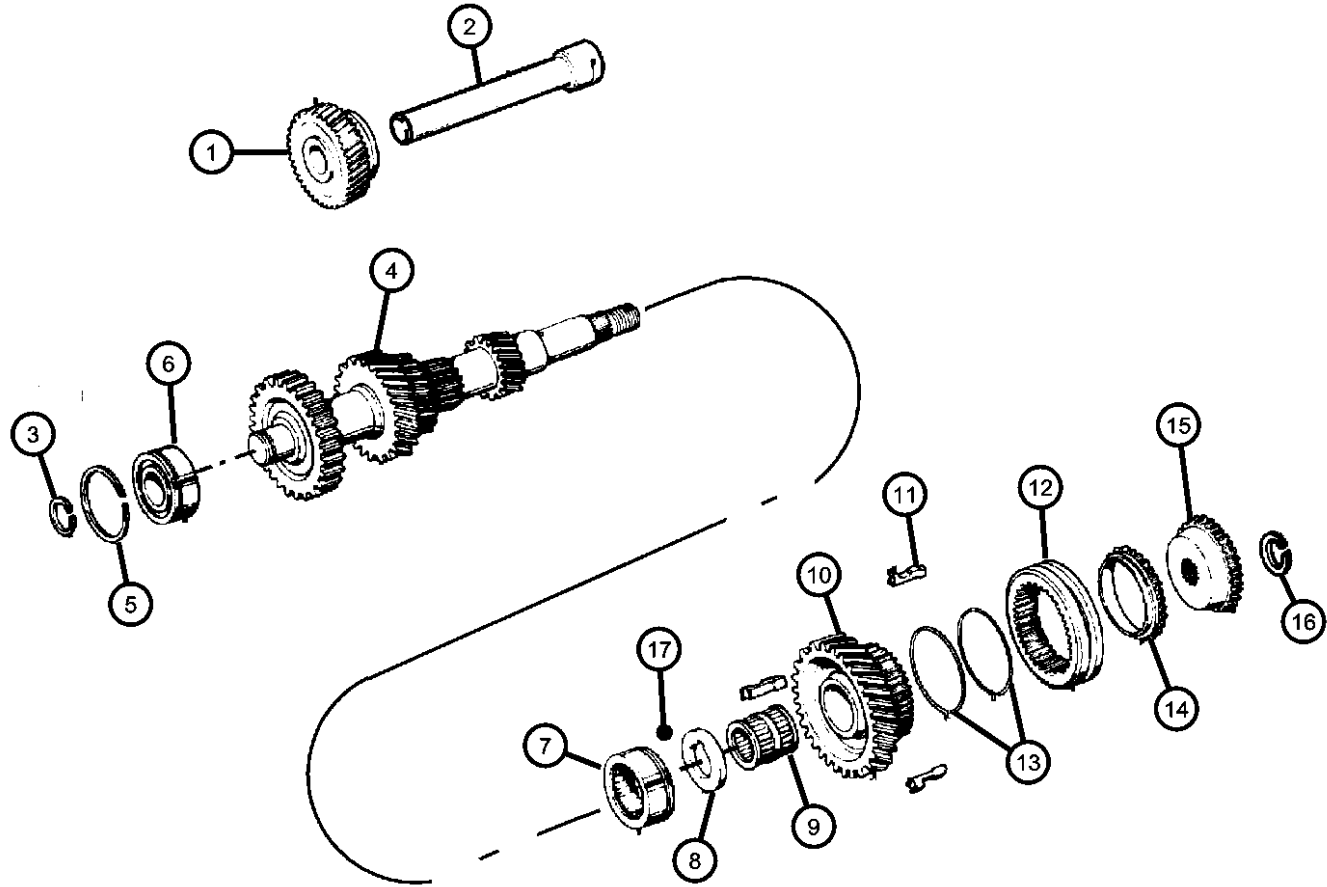
Reverse Idler AX15 (DDQ)
Figure AX-430



ITEM	PART NUMBER	QTY	LINE	SERIES	BODY	ENGINE	TRANS	TRIM	DESCRIPTION
NOTE: Sales Codes: ENC=2.5L 4 Cyl Turbo Diesel Engine EN0=All 2.5L 4 Cyl Turbo Diesel Engines ERH=4.0L In-Line 6 Engine ER0=All 4.0L In-Line 6 Engine DDQ=5 Speed Manual Transmission									
1	05252084	1	J, U			ER0	DDQ		GEAR, Reverse Idler
		1	T			ER0	DDQ		
		1	J, U			ENC	DDQ		
2	83506258	1	J, U			ER0	DDQ		IDLER SHAFT, Transmission
		1	T			ER0	DDQ		
		1	J, U			ENC	DDQ		
3	83506081	1	J, U			ER0	DDQ		SNAP RING Stamped A (X=2.00MM/2.05MM) Stamped A (X=2.00MM/2.05MM) Stamped A (X=2.00MM/2.05MM) Stamped B (X=2.05MM/2.10MM) Stamped B (X=2.05MM/2.10MM) Stamped B (X=2.05MM/2.10MM) Stamped C (X=2.10MM/2.15MM) Stamped C (X=2.10MM/2.15MM) Stamped C (X=2.10MM/2.15MM) Stamped D (X=2.15MM/2.20MM) Stamped D (X=2.15MM/2.20MM) Stamped D (X=2.15MM/2.20MM) Stamped E (X=2.20MM/2.25MM) Stamped E (X=2.20MM/2.25MM) Stamped E (X=2.20MM/2.25MM)
		1	T			ER0	DDQ		
		1	J, U			ENC	DDQ		
	83506082	1	J, U			ER0	DDQ		
		1	T			ER0	DDQ		
		1	J, U			ENC	DDQ		
	83506083	1	J, U			ER0	DDQ		
		1	T			ER0	DDQ		
		1	J, U			ENC	DDQ		
	83506084	1	J, U			ER0	DDQ		
		1	T			ER0	DDQ		
		1	J, U			ENC	DDQ		
	83506085	1	J, U			ER0	DDQ		
		1	T			ER0	DDQ		
		1	J, U			ENC	DDQ		
4	04636371	1	J, U			ER0	DDQ		GEAR, Countershaft
		1	T			ER0	DDQ		
	04796003	1	J, U			ENC	DDQ		
5	83506220	1	J, U			ER0	DDQ		SNAP RING
		1	T			ER0	DDQ		
		1	J, U			ENC	DDQ		
6	83506259	1	J, U			ER0	DDQ		BEARING, Countershaft
		1	T			ER0	DDQ		
		1	J, U			ENC	DDQ		

AR = use ase required - = Non illustrated part

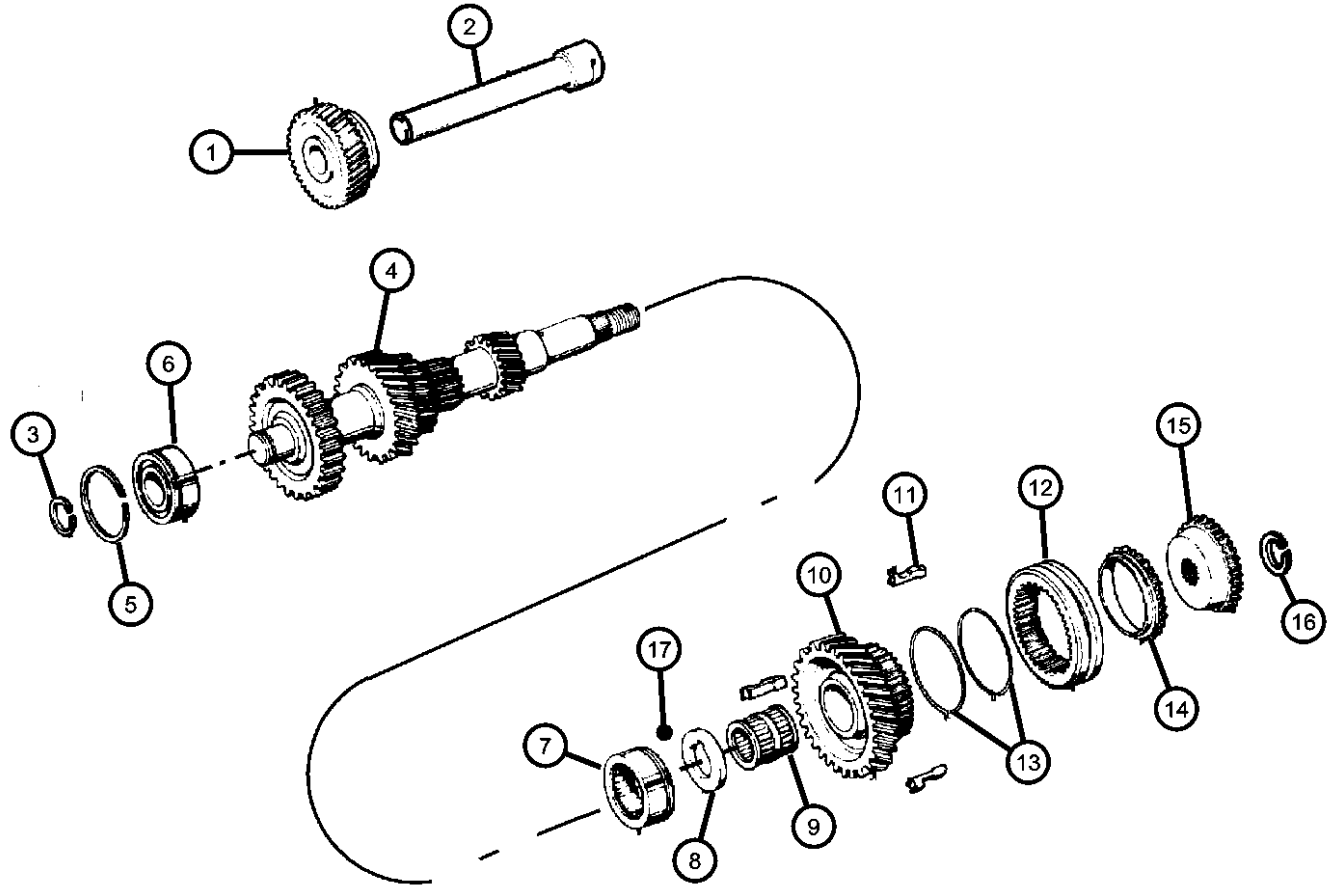
Reverse Idler AX15 (DDQ)
Figure AX-430



ITEM	PART NUMBER	QTY	LINE	SERIES	BODY	ENGINE	TRANS	TRIM	DESCRIPTION
7	83506080	1	J, U			ER0	DDQ		NEEDLE BEARING, Countershaft
		1	T			ER0	DDQ		
		1	J, U			ENC	DDQ		
8	83506245	1	J, U			ER0	DDQ		THRUST WASHER, Fifth Gear
		1	T			ER0	DDQ		
		1	J, U			ENC	DDQ		
9	83506079	1	J, U			ER0	DDQ		NEEDLE BEARING, Fifth Gear
		1	T			ER0	DDQ		
		1	J, U			ENC	DDQ		
10	04637527	1	J, U			ER0	DDQ		GEAR, Countershaft Fifth
		1	T			ER0	DDQ		
		1	J, U			ENC	DDQ		
11	04637532	3	J, U			ER0	DDQ		KEY, Synchronizer
		3	T			ER0	DDQ		
		3	J, U			ENC	DDQ		
12	83506257	1	J, U			ER0	DDQ		SLEEVE, Synchronizer
		1	T			ER0	DDQ		
		1	J, U			ENC	DDQ		
13	04637534	2	J, U			ER0	DDQ		SPRING, Synchronizer
		2	T			ER0	DDQ		
		2	J, U			ENC	DDQ		
14	04637533	1	J, U			ER0	DDQ		STOP RING, Synchronizer
		1	T			ER0	DDQ		
		1	J, U			ENC	DDQ		
15	83506242	1	J, U			ER0	DDQ		GEAR, Fifth Splined
		1	T			ER0	DDQ		
		1	J, U			ENC	DDQ		
16	83506260	1	J, U			ER0	DDQ		SNAP RING Stamped A (X=2.80MM/2.85MM)
		1	T			ER0	DDQ		
		1	J, U			ENC	DDQ		

AR = use ase required - = Non illustrated part

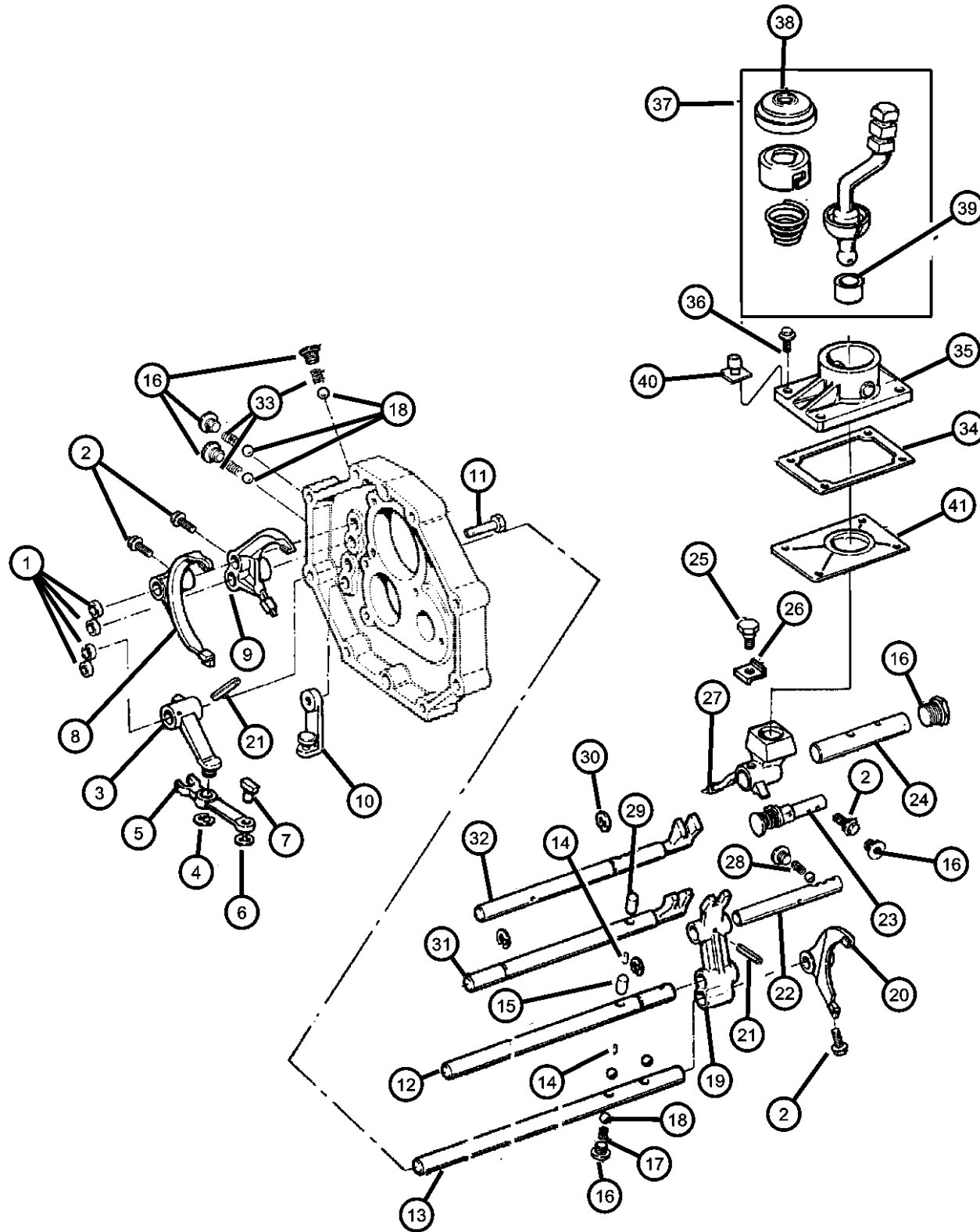
Reverse Idler AX15 (DDQ)
Figure AX-430



ITEM	PART NUMBER	QTY	LINE	SERIES	BODY	ENGINE	TRANS	TRIM	DESCRIPTION
	83506261	1	J, U			ER0	DDQ		Stamped B (X=2.85MM/2.90MM)
		1	T			ER0	DDQ		Stamped B (X=2.85MM/2.90MM)
		1	J, U			ENC	DDQ		Stamped B (X=2.85MM/2.90MM)
	83506262	1	J, U			ER0	DDQ		Stamped C (X=2.90MM/2.95MM)
		1	T			ER0	DDQ		Stamped C (X=2.90MM/2.95MM)
		1	J, U			ENC	DDQ		Stamped C (X=2.90MM/2.95MM)
	83506263	1	J, U			ER0	DDQ		Stamped D (X=2.95MM/3.00MM)
		1	T			ER0	DDQ		Stamped D (X=2.95MM/3.00MM)
		1	J, U			ENC	DDQ		Stamped D (X=2.95MM/3.00MM)
	83506264	1	J, U			ER0	DDQ		Stamped E (X=3.00MM/3.05MM)
		1	T			ER0	DDQ		Stamped E (X=3.00MM/3.05MM)
		1	J, U			ENC	DDQ		Stamped E (X=3.00MM/3.05MM)
	83506265	1	J, U			ER0	DDQ		Stamped F (X=3.05MM/3.10MM)
		1	T			ER0	DDQ		Stamped F (X=3.05MM/3.10MM)
		1	J, U			ENC	DDQ		Stamped F (X=3.05MM/3.10MM)
	83506266	1	J, U			ER0	DDQ		Stamped G (X=3.10MM/3.15MM)
		1	T			ER0	DDQ		Stamped G (X=3.10MM/3.15MM)
		1	J, U			ENC	DDQ		Stamped G (X=3.10MM/3.15MM)
	83506267	1	J, U			ER0	DDQ		Stamped H (X=3.15MM/3.20MM)
		1	T			ER0	DDQ		Stamped H (X=3.15MM/3.20MM)
		1	J, U			ENC	DDQ		Stamped H (X=3.15MM/3.20MM)
17	83500573	1	J, U			ER0	DDQ		BALL, Reverse
		2	T			ER0			
		1	J, U			ENC	DDQ		

AR = use ase required - = Non illustrated part

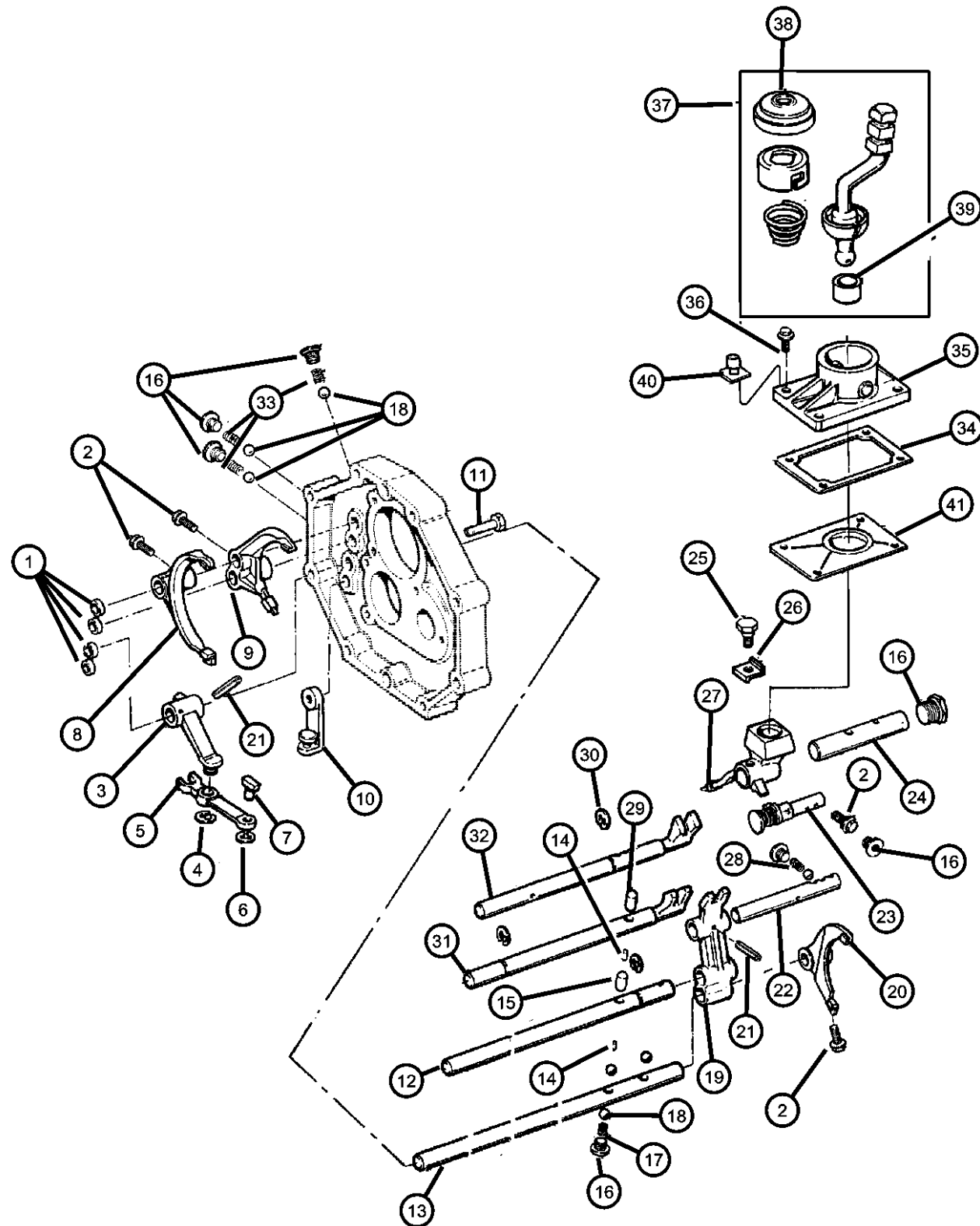
Forks AX5 (DDQ)
Figure AX-910



ITEM	PART NUMBER	QTY	LINE	SERIES	BODY	ENGINE	TRANS	TRIM	DESCRIPTION
NOTE: Sales Codes: ENC=2.5L 4 Cyl Turbo diesel Engine EN0=All 2.5L 4 Cyl Turbo Diesel Engines ERH=4.0L In-Line 6 Engine ER0=All 4.0L In-Line 6 Engines DDQ=5Speed Manual Transmission									
1	83500503	4	T			EP0	DDQ		PLUG, Shift Rail
		4	J, U			EP0	DDQ		
2	83502664	3	T			EP0	DDQ		BOLT, Shift Fork
		3	J, U			EP0	DDQ		
3	83500526	1	T			EP0	DDQ		FORK, Transmission
		1	J, U			EP0	DDQ		
4	83500548	1	T			EP0	DDQ		SNAP RING
		1	J, U			EP0	DDQ		
5	04897099AA	1	T			EP0	DDQ		ARM, Reverse Shift
		1	J, U			EP0	DDQ		
6	83500547	1	T			EP0	DDQ		SNAP RING
		1	J, U			EP0	DDQ		
7	04897100AA	1	T			EP0	DDQ		SHOE, Shift Lever
		1	J, U			EP0	DDQ		
8	04740236	1	T			EP0	DDQ		FORK PACKAGE, Shift
		1	J, U			EP0	DDQ		
9	83502662	1	T			EP0	DDQ		FORK, Transmission
		1	J, U			EP0	DDQ		
10	83500531	1	T			EP0	DDQ		BRACKET, Reverse Arm
		1	J, U			EP0	DDQ		
11	83500549	2	T			EP0	DDQ		BOLT, Bearing Retainer
		2	J, U			EP0	DDQ		
12	04746659	1	T			EP0	DDQ		SHAFT, Gear Shift Fork, Number 3
		1	J, U			EP0	DDQ		

AR = use ase required - = Non illustrated part

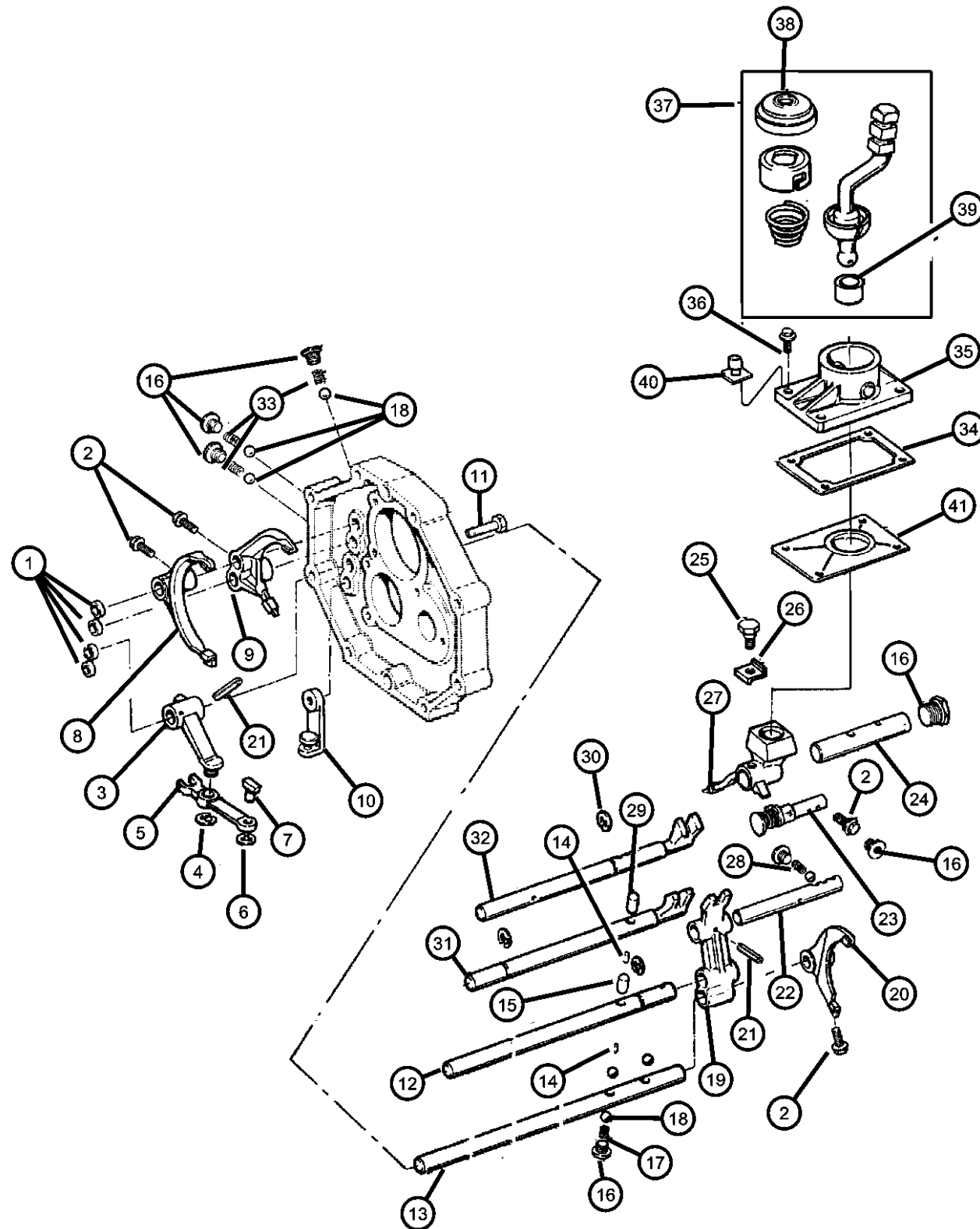
Forks AX5 (DDQ)
Figure AX-910



ITEM	PART NUMBER	QTY	LINE	SERIES	BODY	ENGINE	TRANS	TRIM	DESCRIPTION
13	04746660	1	T			EP0	DDQ		SHAFT, Gear Shift Fork, Number 4
		1	J, U			EP0	DDQ		
14	83500537	2	T			EP0	DDQ		PIN, Shift Shaft
		2	J, U			EP0	DDQ		
15	83500541	1	T			EP0	DDQ		PIN, Interlock, 21.6mm
		1	J, U			EP0	DDQ		
16	83500524	11	T			EP0	DDQ		PLUG, Transmission
		11	J, U			EP0	DDQ		
17	83500638	1	T			EP0	DDQ		SPRING, Compression Shift
		1	J, U			EP0	DDQ		
18	83500542	7	T			EP0	DDQ		BALL, Gearshift Fork Lock
		7	J, U			EP0	DDQ		
19	04746658	1	T			EP0	DDQ		HEAD, Shifter Shaft
		1	J, U			EP0	DDQ		
20	04746656	1	T			EP0	DDQ		FORK, Transmission
		1	J, U			EP0	DDQ		
21	83500540	3	T			EP0	DDQ		PIN, Shift Shaft
		3	J, U			EP0	DDQ		
22	83500536	1	T			EP0	DDQ		SHAFT, Selector
		1	J, U			EP0	DDQ		
23	83500635	1	T			EP0	DDQ		PIN, Reverse
		1	J, U			EP0	DDQ		
24	83500514	1	T			EP0	DDQ		SHAFT, Shift Lever
		1	J, U			EP0	DDQ		
25	83506036	1	T			EP0	DDQ		BOLT
		1	J, U			EP0	DDQ		
26									WASHER, Lock

AR = use ase required - = Non illustrated part

Forks AX5 (DDQ)
Figure AX-910

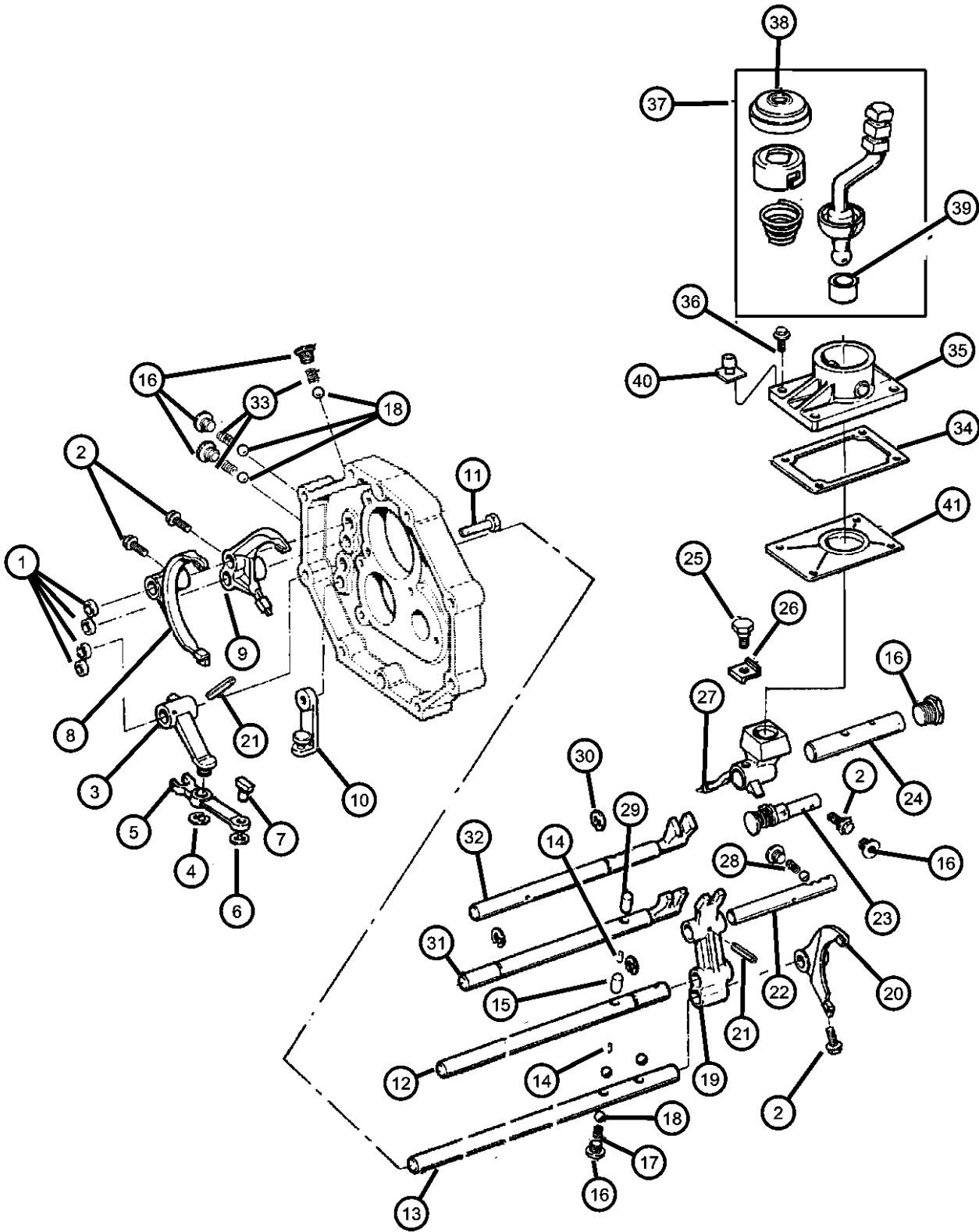


ITEM	PART NUMBER	QTY	LINE	SERIES	BODY	ENGINE	TRANS	TRIM	DESCRIPTION
27	83500626	1	T			EP0	DDQ		HOUSING, Shift Lever
		1	J, U			EP0	DDQ		
28	83500636	1	T			EP0	DDQ		SPRING, Compression
		1	J, U			EP0	DDQ		
29	83500544	1	T			EP0	DDQ		PIN, Interlock, 30.3mm
		1	J, U			EP0	DDQ		
30	83500543	1	T			EP0	DDQ		SNAP RING
		1	J, U			EP0	DDQ		
31	83506054	3	T			EP0	DDQ		SHAFT, Gear Shift Fork, Number 1
		3	J, U			EP0	DDQ		
32	04874510	1	T			EP0	DDQ		SHAFT, Gear Shift Fork, Number 2
		1	J, U			EP0	DDQ		
33	05252068	1	J, U			ER0	DDQ		SPRING, Compression Detent
		1	T			ER0	DDQ		
34	83500545	3	T			EP0	DDQ		GASKET, Shift Lever Housing
		3	J, U			EP0	DDQ		
35	83500521	1	T			EP0	DDQ		RETAINER, Control Shift Lever
		1	J, U			EP0	DDQ		
36	04864208	1	T			EP0	DDQ		BOLT AND LOCK WASHER, Hex Head, M8x1.25x30
		1	J, U			EP0	DDQ		
37	83500525	4	J, U			EP0	DDQ		LEVER, Gearshift
		4	T			EP0	DDQ		
38	04874289	1	T			EP0	DDQ		BOOT, Gearshift
		1	J, U			EP0	DDQ		
39	83500520	1	T			EP0	DDQ		BUSHING, Shift Lever
		1	J, U			EP0	DDQ		
	83500519	1	T			EP0	DDQ		

AR = use ase required - = Non illustrated part

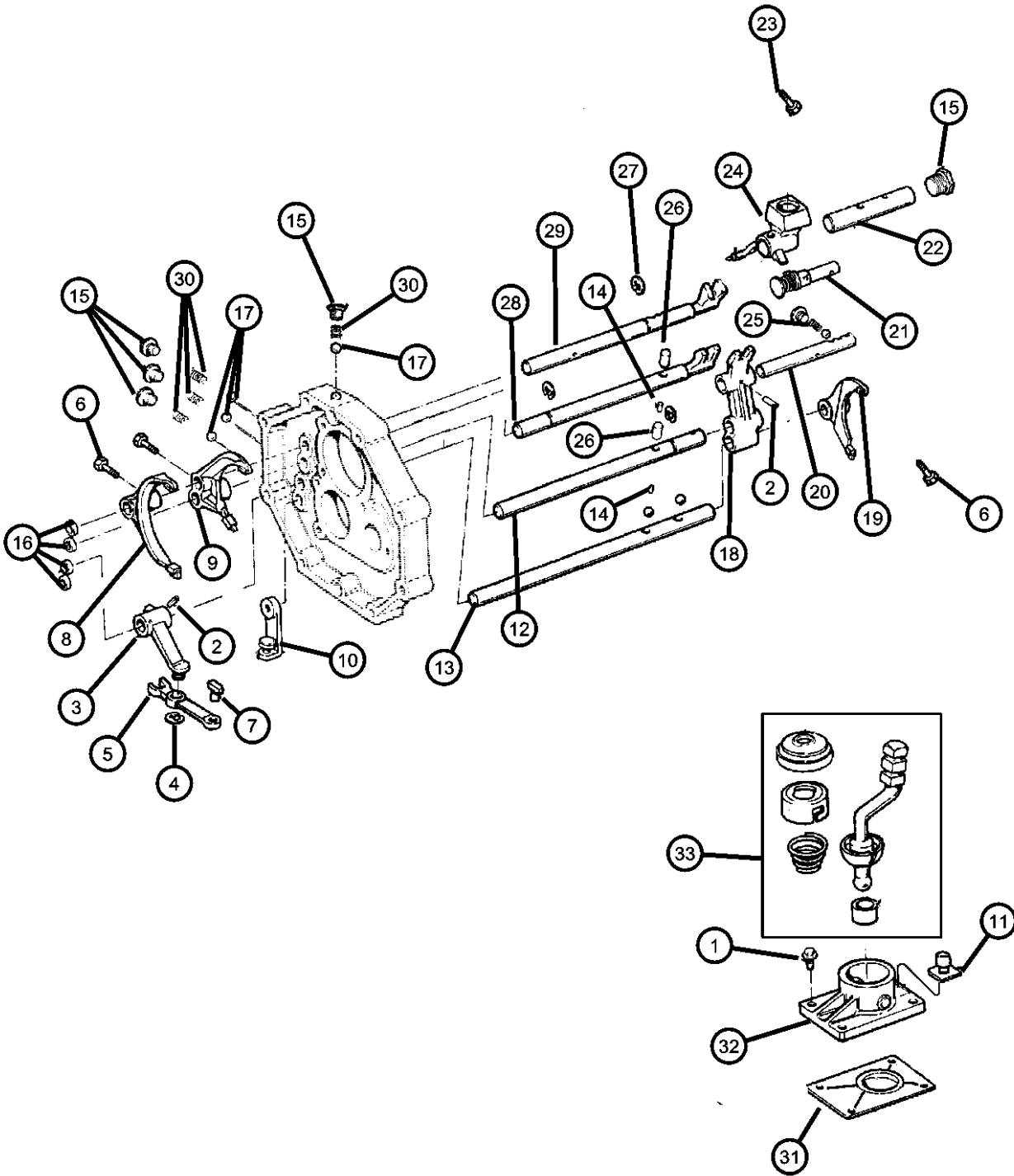
Forks AX5 (DDQ)
Figure AX-910

ITEM	PART NUMBER	QTY	LINE	SERIES	BODY	ENGINE	TRANS	TRIM	DESCRIPTION
		1	J, U			EP0	DDQ		
40	04864215	1	J, U			EP0	DDQ		CAP, Vent
41									
	04864216	1	T			EP0	DDQ		SHIELD, Transmission
		1	J, U			EP0	DDQ		



AR = use ase required - = Non illustrated part

Forks AX15 (DDQ)
Figure AX-920

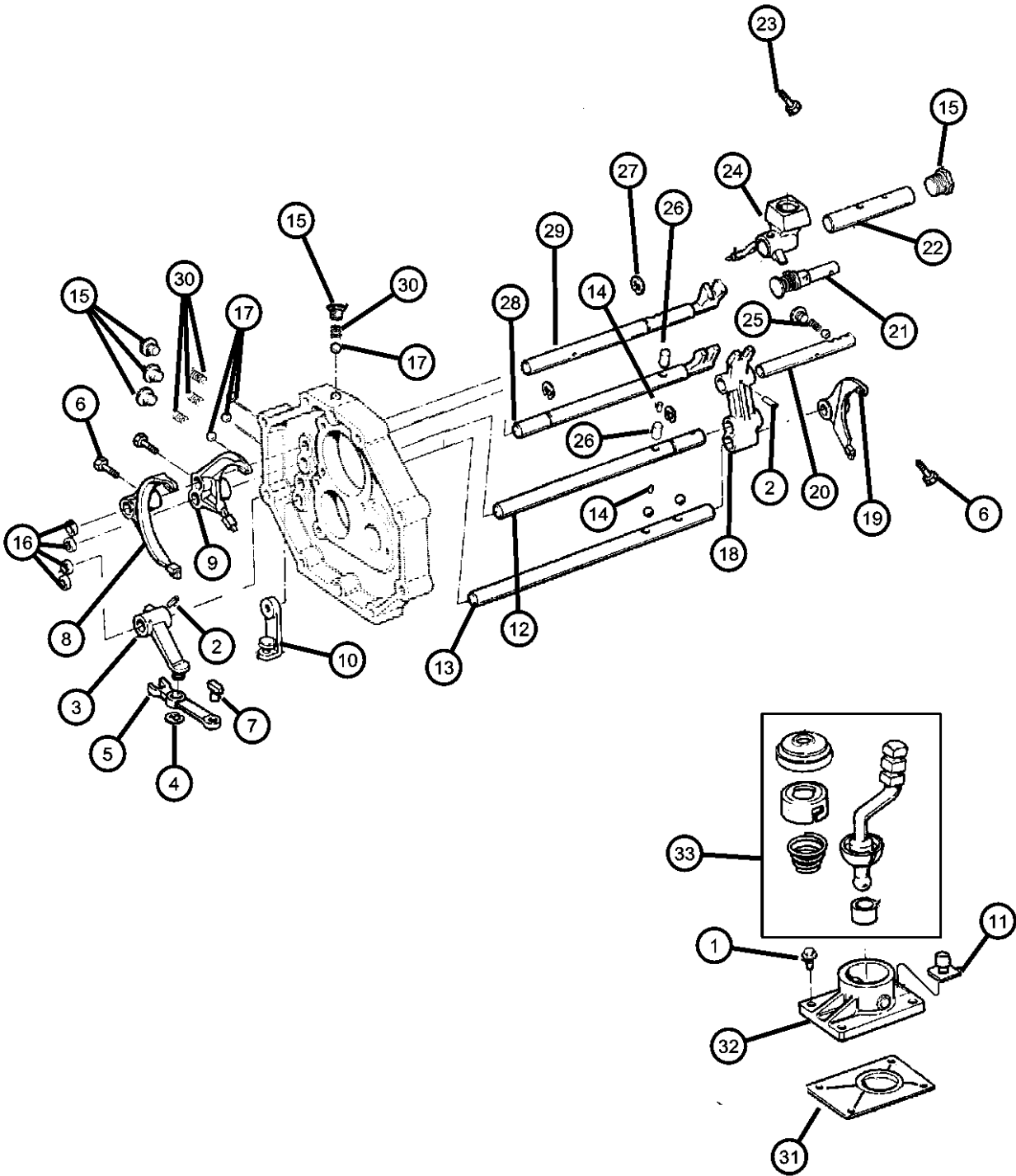


NOTE:
ENC=2.5L 4 Cyl Turbo Diesel Engine
EN0=All 2.5L 4 Cyl Turbo Diesel Engines
ERH=4.0L In-Line 6 Engine
ER0=All 4.0L In-Line 6 Engines
DDQ=5 Speed Manual Transmission

ITEM	PART NUMBER	QTY	LINE	SERIES	BODY	ENGINE	TRANS	TRIM	DESCRIPTION
1	83500525	4	J, U			ER0	DDQ		BOLT AND LOCK WASHER, Hex Head, M8x1.25x30
			T			ER0	DDQ		
			J, U			ENC	DDQ		
2	83500540	3	J, U			ER0	DDQ		PIN, Shift Shaft
			T			ER0	DDQ		
			J, U			ENC	DDQ		
3	05252056	1	J, U			ER0	DDQ		FORK, Transmission
			T			ER0	DDQ		
			J, U			ENC	DDQ		
4	83500548	1	J, U			ER0	DDQ		SNAP RING
			T			ER0	DDQ		
			J, U			ENC	DDQ		
5	05252060	1	J, U			ER0	DDQ		ARM, Reverse Shift
			T			ER0	DDQ		
			J, U			ENC	DDQ		
6	05252214	1	J, U			ER0	DDQ		BOLT AND WASHER, Gear Shift Fork
			T			ER0	DDQ		
			J, U			ENC	DDQ		
7	05252062	1	J, U			ER0	DDQ		SHOE, Shift Lever
			T			ER0	DDQ		
			J, U			ENC	DDQ		
8	05252058	1	J, U			ER0	DDQ		FORK, Transmission
			T			ER0	DDQ		
			J, U			ENC	DDQ		
9	05252057	1	J, U			ER0	DDQ		FORK, Transmission
		1	T			ER0	DDQ		

AR = use ase required - = Non illustrated part

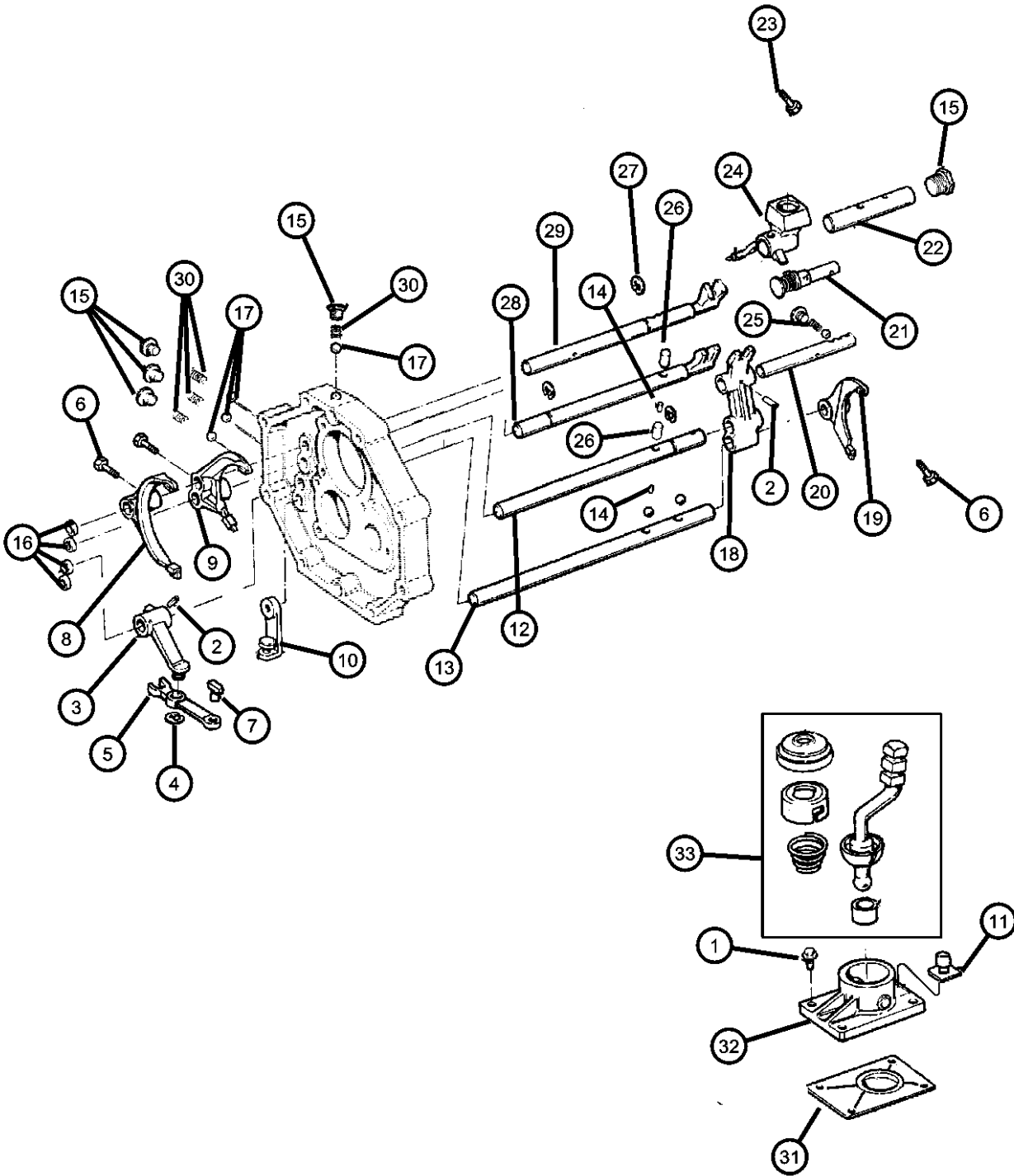
Forks AX15 (DDQ)
Figure AX-920



ITEM	PART NUMBER	QTY	LINE	SERIES	BODY	ENGINE	TRANS	TRIM	DESCRIPTION
10	05252063	1	J, U			ENC	DDQ		BRACKET, Reverse Shift Rod
		1	J, U			ER0	DDQ		
		1	T			ER0	DDQ		
		1	J, U			ENC	DDQ		
11	04864223	1	J, U			ER0	DDQ		CAP, Vent
		1	T			ER0	DDQ		
		1	J, U			ENC	DDQ		
		1	J, U			ENC	DDQ		
12	05252070	1	J, U			ER0	DDQ		SHAFT, Gear Shift Fork, Number 3
		1	T			ER0	DDQ		
		1	J, U			ENC	DDQ		
		1	J, U			ENC	DDQ		
13	05252071	1	J, U			ER0	DDQ		SHAFT, Gear Shift Fork, Number 4
		1	T			ER0	DDQ		
		1	J, U			ENC	DDQ		
		1	J, U			ENC	DDQ		
14	83500537	2	T			ER0			PIN, Shift Shaft
		2	T			ER0	DDQ		
		2	J, U			ENC	DDQ		
		2	J, U			ENC	DDQ		
15	83500524	6	J, U			ER0	DDQ		PLUG, Transmission
		6	T			ER0			
		6	J, U			ENC	DDQ		
		6	J, U			ENC	DDQ		
16	83500503	4	J, U			ER0	DDQ		PLUG, Shift Rail
		4	T			ER0			
		4	J, U			ENC	DDQ		
		4	J, U			ENC	DDQ		
17	83500542	7	J, U			ER0	DDQ		BALL, Gearshift Fork Lock
		7	T			ER0			
		7	J, U			ENC	DDQ		
		7	J, U			ENC	DDQ		
18	05252064	1	J, U			ER0	DDQ		HEAD, Shifter Shaft
		1	T			ER0	DDQ		
19	05252059	1	T			ER0	DDQ		FORK, Transmission
		1	J, U			ENC	DDQ		
20									SHAFT, Gear Shift Fork, Number 5

AR = use ase required - = Non illustrated part

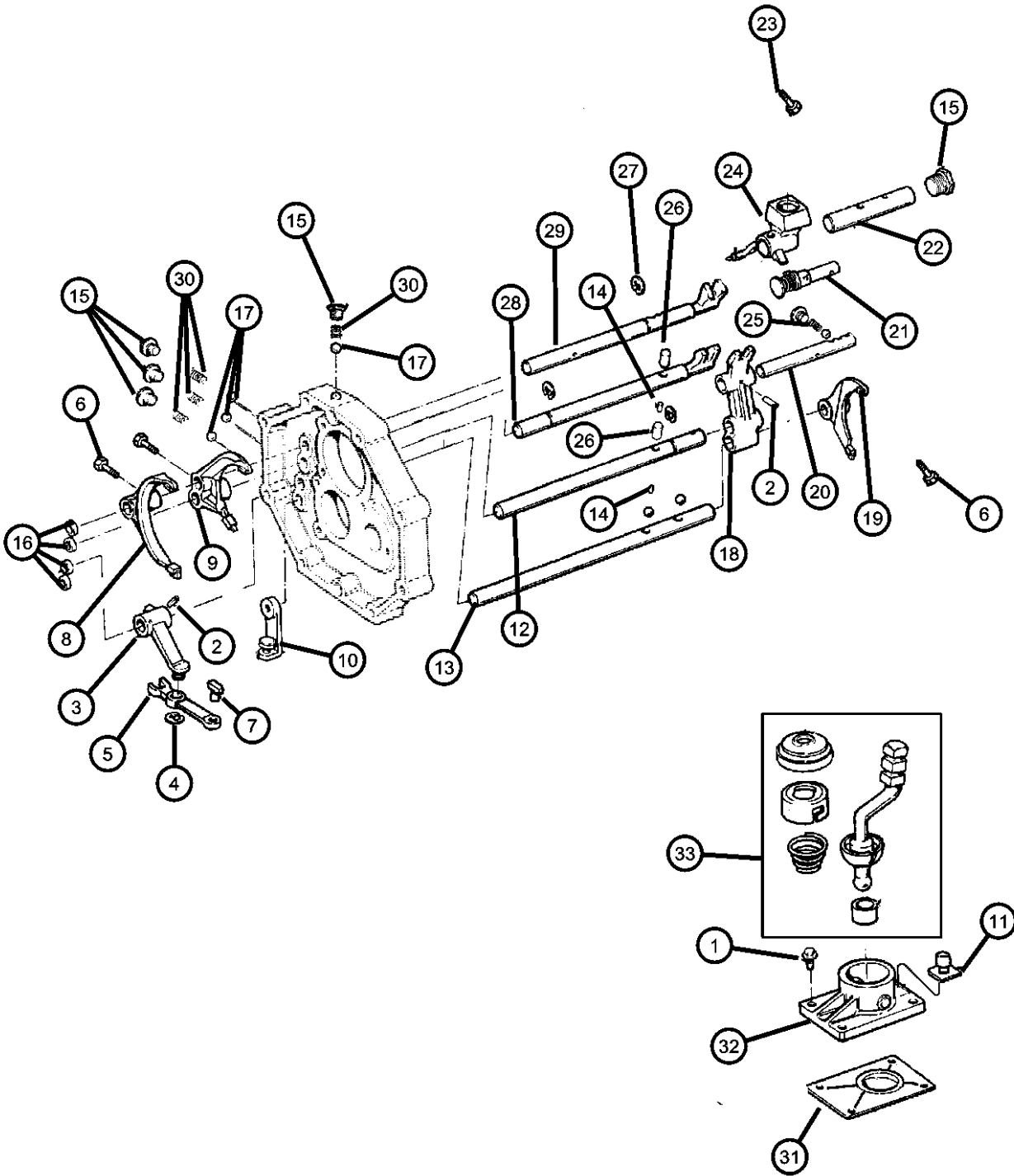
Forks AX15 (DDQ)
Figure AX-920



ITEM	PART NUMBER	QTY	LINE	SERIES	BODY	ENGINE	TRANS	TRIM	DESCRIPTION
21	05252065	1	J, U			ER0	DDQ		PIN, Reverse
		1	T			ER0	DDQ		
		1	J, U			ENC	DDQ		
22	83500635	1	J, U			ER0	DDQ		SHAFT, Shift Lever
		1	T			ER0	DDQ		
		1	J, U			ENC	DDQ		
23	05252037	1	J, U			ER0	DDQ		BOLT, Hex Head, M8x1.25x22
		1	T			ER0	DDQ		
		1	J, U			ENC	DDQ		
24	34201373	1	J, U			ER0	DDQ		HOUSING, Shift Lever
		1	T			ER0	DDQ		
		1	J, U			ENC	DDQ		
25	05252041	1	J, U			ER0	DDQ		SPRING, Compression
		1	T			ER0	DDQ		
		1	J, U			ENC	DDQ		
26	83500544	1	J, U			ER0	DDQ		PIN, Interlock, 30.3mm
		1	T			ER0	DDQ		
		1	J, U			ENC	DDQ		
27	83500543	2	J, U			ER0	DDQ		SNAP RING
		2	T			ER0	DDQ		
		2	J, U			ENC	DDQ		
28	05252076	1	J, U			ER0	DDQ		SHAFT, Gear Shift Fork, Number 1
		1	T			ER0	DDQ		
		1	J, U			ENC	DDQ		
29	05252066	1	J, U			ER0	DDQ		SHAFT, Gear Shift Fork, Number 2
		1	T			ER0	DDQ		
		1	J, U			ENC	DDQ		
30	05252068	1	J, U			ER0	DDQ		SPRING, Compression
		1	T			ER0	DDQ		
		1	J, U			ENC	DDQ		

AR = use ase required - = Non illustrated part

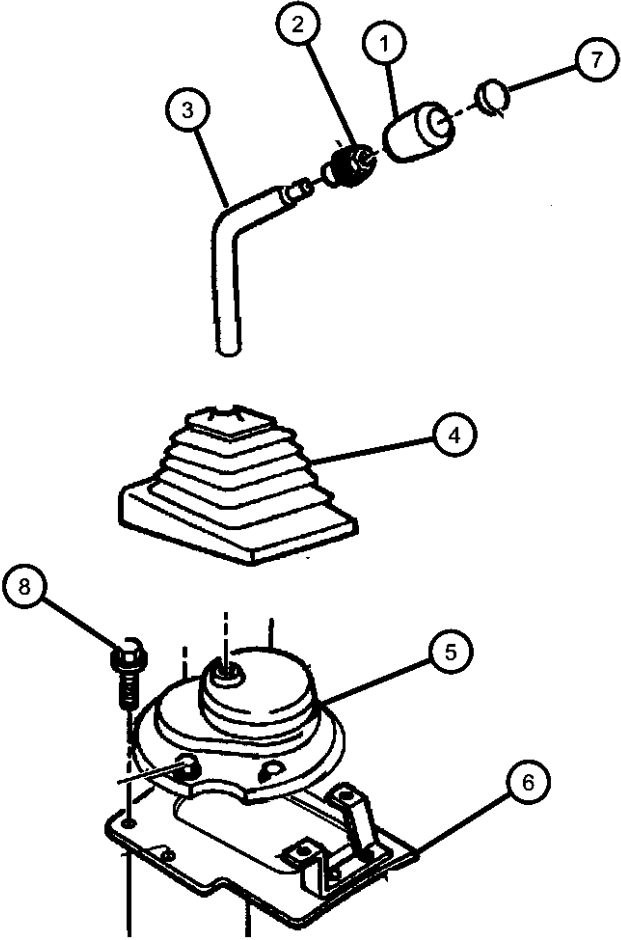
Forks AX15 (DDQ)
Figure AX-920



ITEM	PART NUMBER	QTY	LINE	SERIES	BODY	ENGINE	TRANS	TRIM	DESCRIPTION
	05252075	1	J, U			ER0	DDQ		
		1	T			ER0	DDQ		
		1	J, U			ENC	DDQ		
31	04864224	1	J, U			ER0	DDQ		SHIELD, Transmission
		1	T			ER0	DDQ		
		1	J, U			ENC	DDQ		
32	04864221	1	J, U			ER0	DDQ		RETAINER, Control Shift Lever
		1	T			ER0	DDQ		
		1	J, U			ENC	DDQ		
33	04874290 05252042	1	J, U			ENC	DDQ		LEVER, Gearshift
		1	J, U			ER0	DDQ		
		1	T			ER0	DDQ		

AR = use ase required - = Non illustrated part

Gearshift Controls (DDQ)
Figure AX-1210

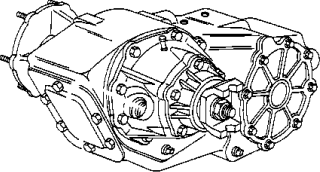

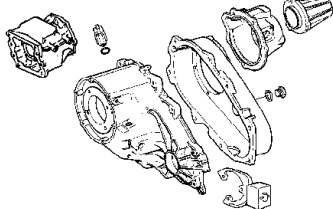
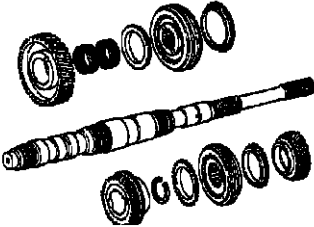
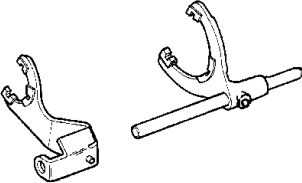


ITEM	PART NUMBER	QTY	LINE	SERIES	BODY	ENGINE	TRANS	TRIM	DESCRIPTION
NOTE: Sales Codes: ENC=2.5L 4 Cyl Turbo Diesel Engine EN0=All 2.5L 4 Cyl Turbo Diesel Engines ERH=4.0L In-Line 6 Engine ER0=All 4.0L In-Line 6 Engines DDQ=5 Speed Manual Transmission									
1	52104174	1					DD0		KNOB, Gearshift
2	06502556	1					DBB		NUT, Hex, M10-1.5
3									LEVER, Gearshift
	04874289	1	T			EP0	DDQ		
		1	J, U			EP0	DDQ		
	04874290	1	J, U			ENC	DDQ		
	05252042	1	J, U			ER0	DDQ		
		1	T			ER0	DDQ		
4	52104079AB	1					DDQ		BOOT, Gear Shift Lever
5	52104217	1					DBB		BOOT, Gear Shift Lever
6	52104216	1					DBB		COVER, Floor Pan
7	04446921	1					DD0		INSERT, Transmission Shift Knob
8	J4001701	7							SCREW, Hex Self Tapping, .19-16x.50

AR = use ase required - = Non illustrated part

Group - 231

Transfer Case Model 231 [DHJ, DHK, DHN]

<div>231-100</div> <div>Transfer Case Assembly</div> <div></div>	<div>231-1200</div> <div>Gearshift Controls</div> <div></div>	<div>231-200</div> <div>Case and Related Parts</div> <div></div>	<div>231-400</div> <div>Gear Train</div> <div></div>
<div>231-900</div> <div>Fork and Rails</div> <div></div>			

Group - 231 Transfer Case Model 231 [DHJ, DHK, DHN]

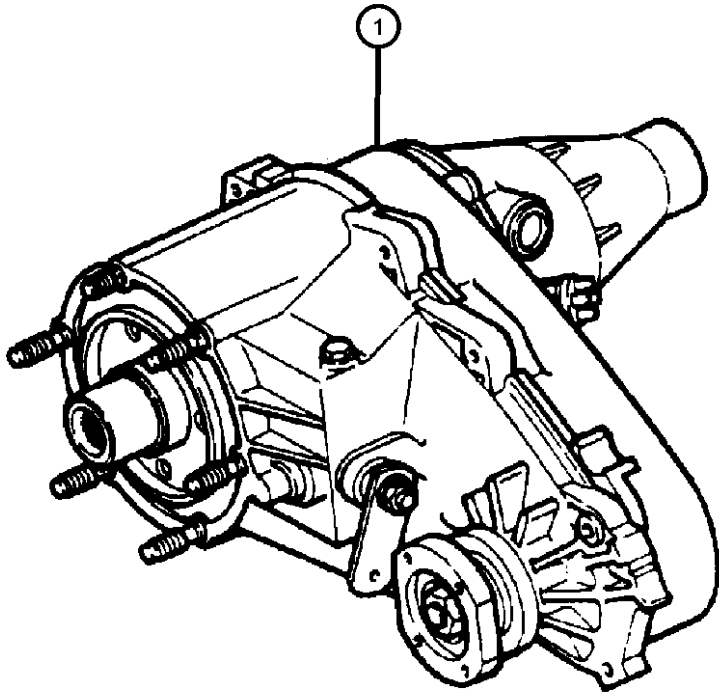
Illustration Title	Group-Fig. No.
Transfer Case Assembly	
Transfer Case Command Trac (DHN)	Fig. 231 - 110
Case and Related Parts	
Case & Related Parts Command Trac (DHN)	Fig. 231 - 210
Gear Train	
Gear Train Command Trac (DHN)	Fig. 231 - 410
Fork and Rails	
Fork & Rails Command Trac (DHN)	Fig. 231 - 910
Gearshift Controls	
Gearshift Controls Command Trac (DHN)	Fig. 231 - 1220

Transfer Case Command Trac (DHN)
Figure 231-110

ITEM	PART NUMBER	QTY	LINE	SERIES	BODY	ENGINE	TRANS	TRIM	DESCRIPTION
------	----------------	-----	------	--------	------	--------	-------	------	-------------

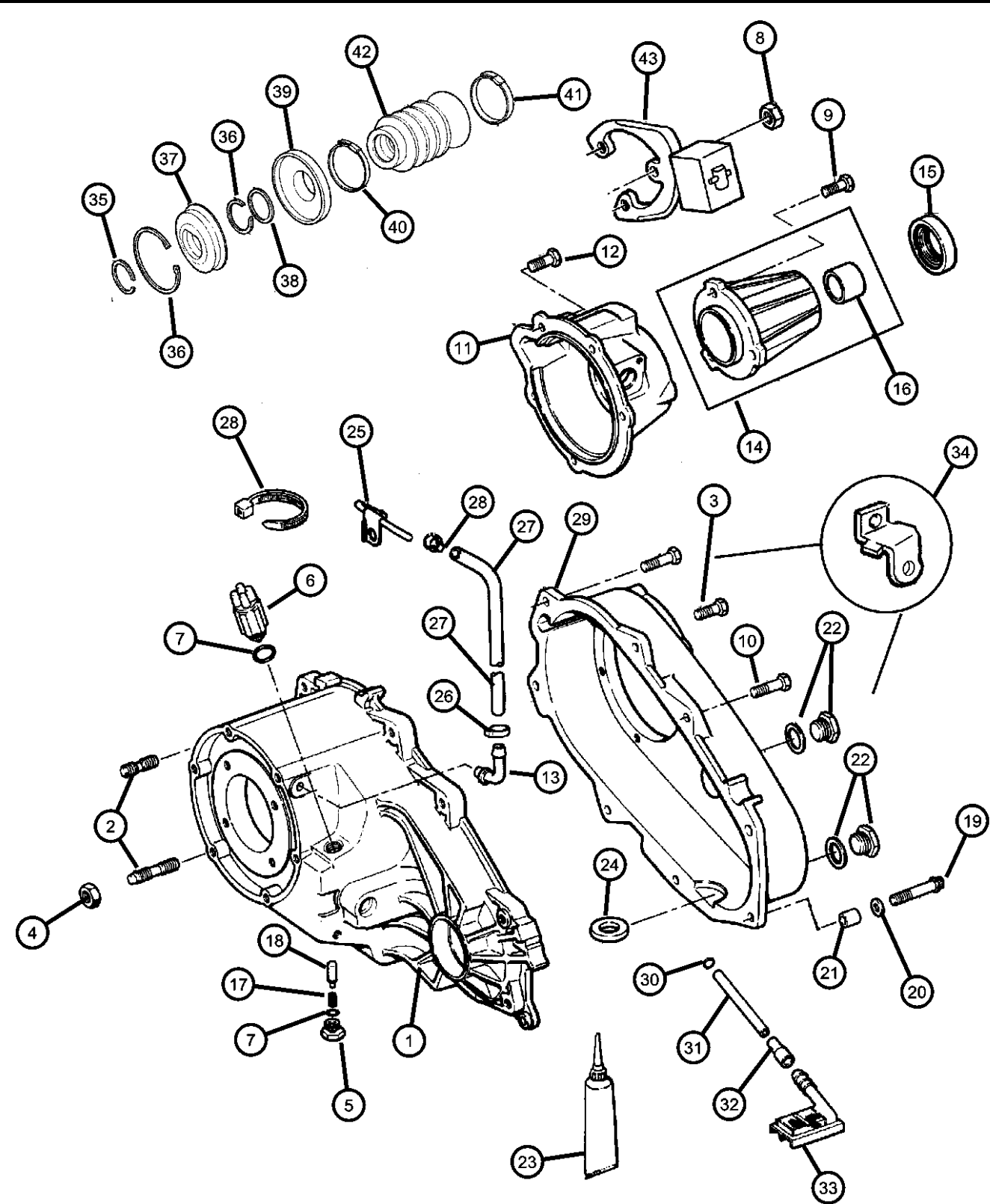
NOTE:
Sales Codes:
EN0=All 2.5L 4 Cyl Turbo Diesel
ER0=All 4.0L In-Line 6 Engine
EP0=All 2.5L SMPI Engines
DDQ =Manual Transmission 5 Speed

1									TRANSFER CASE, NV231
	52098913	1	J, U			EN0	DDQ		
	R2098913								Mopar Reman Manual Transmission
	52099212	1	J, U			ER0			
	R2099212								Mopar Remanufactured Part
	52099310	1	J, U			EP0	DDQ		
	R2099310								Mopar Remanufactured Part



AR = use ase required - = Non illustrated part

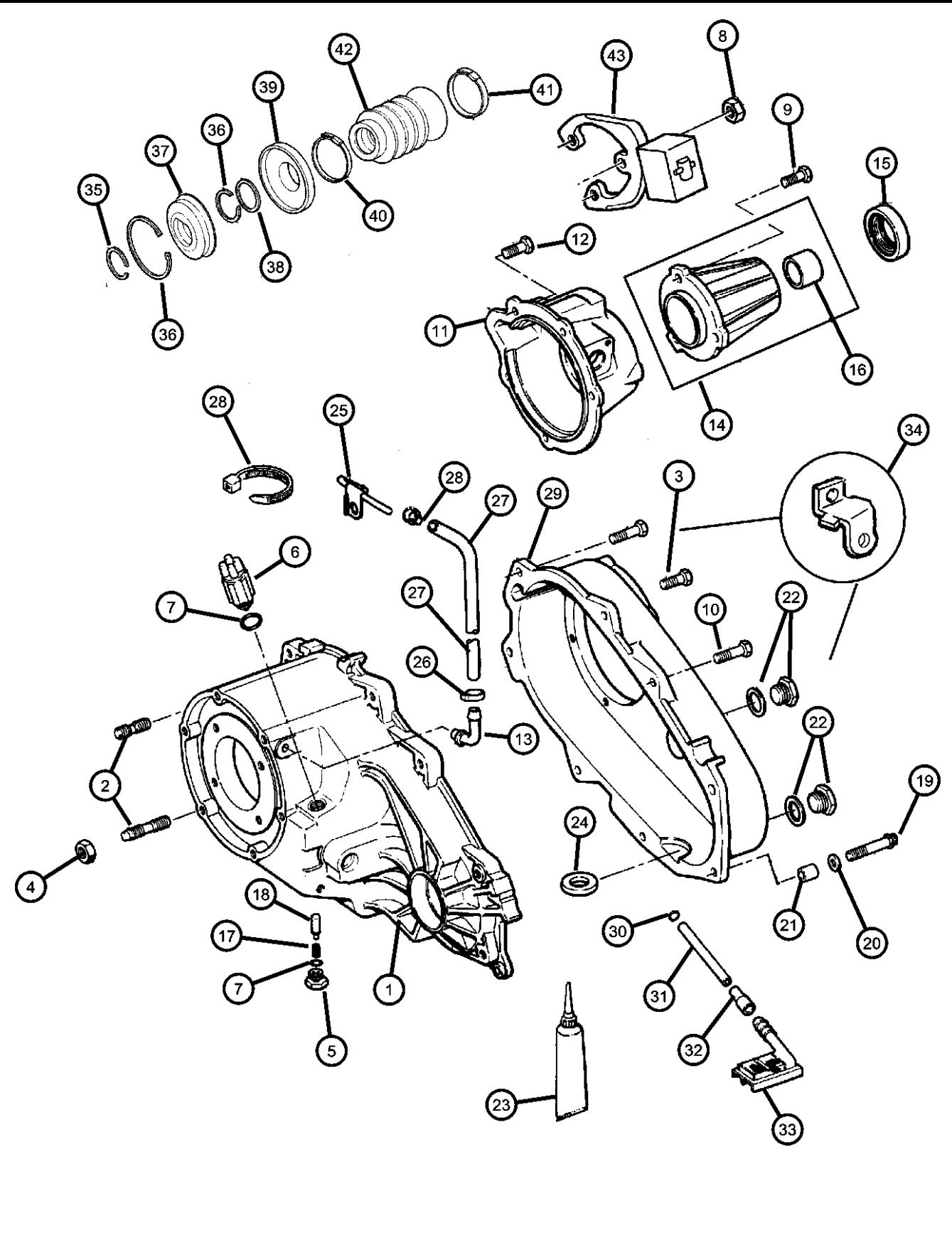
Case & Related Parts Command Trac (DHN)
Figure 231-210



ITEM	PART NUMBER	QTY	LINE	SERIES	BODY	ENGINE	TRANS	TRIM	DESCRIPTION
NOTE: Sales Codes: ENC=2.5L 4 Cyl Turbo Diesel Engine. EN0=2.5L 4 Cyl Turbo Diesel Engine EPE=2.5L 4 Cyl Engine EP0=2.5L 4 Cyl Engine ERH=4.0L In-Line 6 Engine ER0=All 4.0L In-Line 6 Engines DDQ = Manual Transmission 5 Speed DGS = Aisin Automatic Transmission									
1									CASE, Transfer Front
	04796949	1	J, U			EN0	DDQ		
	04798111	1	J, U			EP0	DDQ		
		1	J, U			ER0			
2									STUD, M10x1.54x36
	04505365	6	J, U			ER0			
		6	J, U			EP0			
		6	J, U			EN0	DDQ		
3									BOLT, Twelve Point Head, M10x1.5x48
	J8130979	1	J, U			ER0			
		1	J, U			EP0	DDQ		
		1	J, U			EN0	DDQ		
4									NUT AND CONED WASHER, Hex, .375-24
	J4006681	6	J, U			EP0	DG0		
		6	J, U			EN0, ER0			
5									SCREW
	04886473AA	1	J, U			ER0			
		1	J, U			EP0	DDQ		
		1	J, U			EN0	DDQ		
6									SWITCH, Transfer Case Mode
	J8134473	1	J, U			EP0	DDQ		
		1	J, U			ER0			
		1	J, U			EN0	DDQ		
7									SEAL, Vacuum Switch
	04338956	2	J, U			EN0	DDQ		
		2	J, U			EP0			
		2	J, U			ER0			
8	06502337	3	J, U			EN0	DDQ		NUT, M10x1.5
9									STUD
	04720708	3	J, U			EN0	DDQ		
		1	J, U			EN0	DDQ		
10									BOLT, Transfer Case
	04210617	5	J, U			EP0			

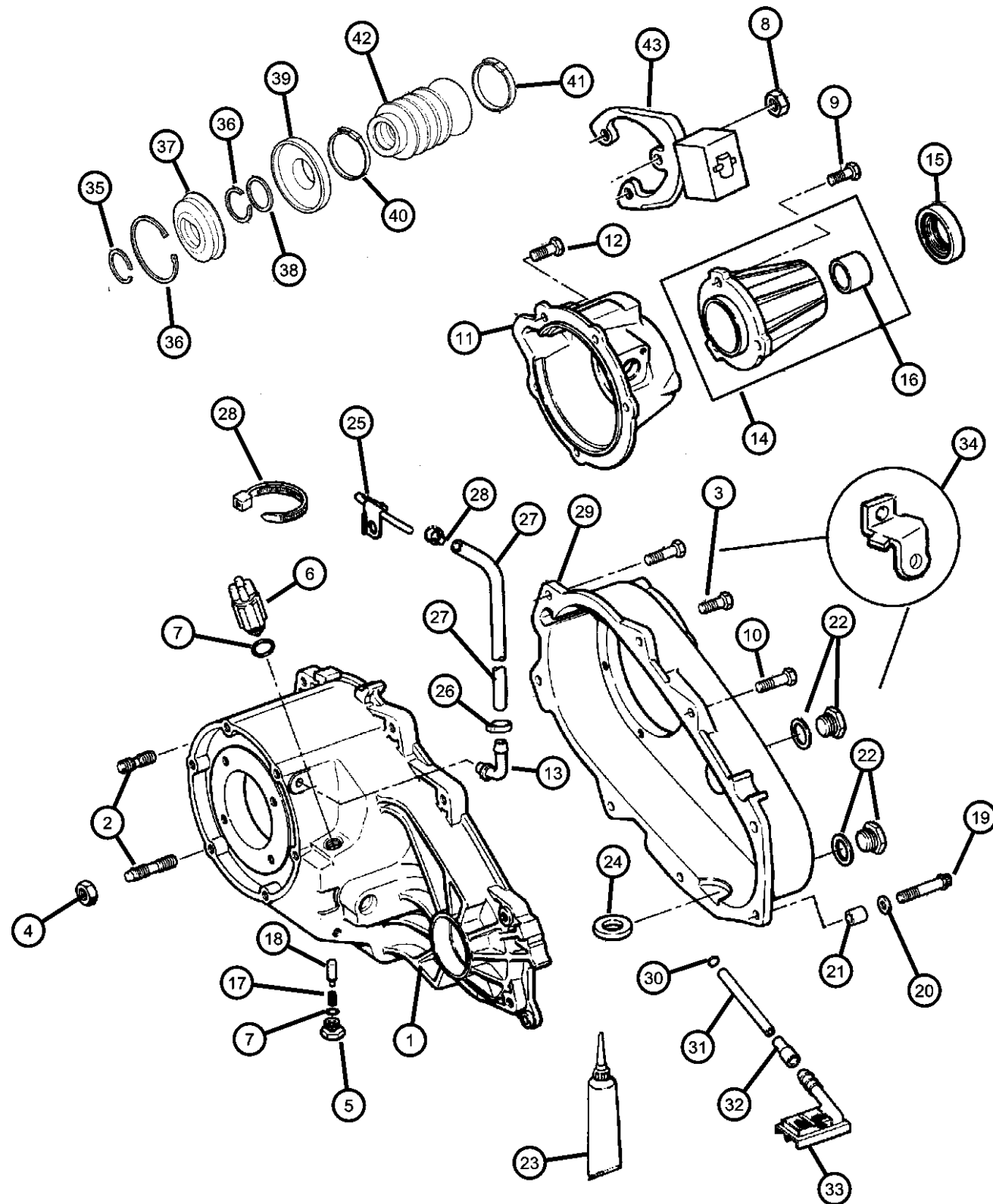
AR = use ase required - = Non illustrated part

Case & Related Parts Command Trac (DHN)
Figure 231-210

										ITEM	PART NUMBER	QTY	LINE	SERIES	BODY	ENGINE	TRANS	TRIM	DESCRIPTION
										11		5	J, U			ER0			RETAINER, Transfer Case Rear
												5	J, U			EN0	DDQ		
											04798115	1	J, U			ER0			BOLT
										12		1	J, U			EP0	DDQ		
											06500318	9	J, U			EP0			VENT, Transfer Case
												9	J, U			EN0	DDQ		
										13		4	J, U			ER0	DG0		
											04796910	1	J, U			ER0			EXTENSION, Transfer Case
												1	J, U			EP0	DDQ		
										14		1	J, U			EN0	DDQ		
											04338973	1	J, U			ER0			SEAL, Output
												1	J, U			EP0	DDQ		
										15		1	J, U			EN0	DDQ		
											04798117	1	J, U			EP0	DDQ		BUSHING, Extension Housing
												1	J, U			ER0			
												1	J, U			ER0	DG0		
										16	J8134490	1	J, U			EN0	DDQ		SPRING, Shift Detent
										17		1	J, U			EP0	DDQ		
											04638497	1	J, U			ER0			
												1	J, U			EN0	DDQ		PLUNGER
										18		1	J, U			ER0			
											53008217	1	J, U			EP0	DDQ		
												1	J, U			EN0	DDQ		BOLT, Hex Flange Head
										19		2	J, U			ER0			
											04210614	2	J, U			EP0			
												2	J, U			EN0	DDQ		WASHER, Flat
										20		2	J, U			EP0			
											04210983	2	J, U			ER0			
												2	J, U			EN0	DDQ		DOWEL, Transfer Case
										21		2	J, U			ER0			
											04116310	2	J, U			ER0			

AR = use ase required - = Non illustrated part

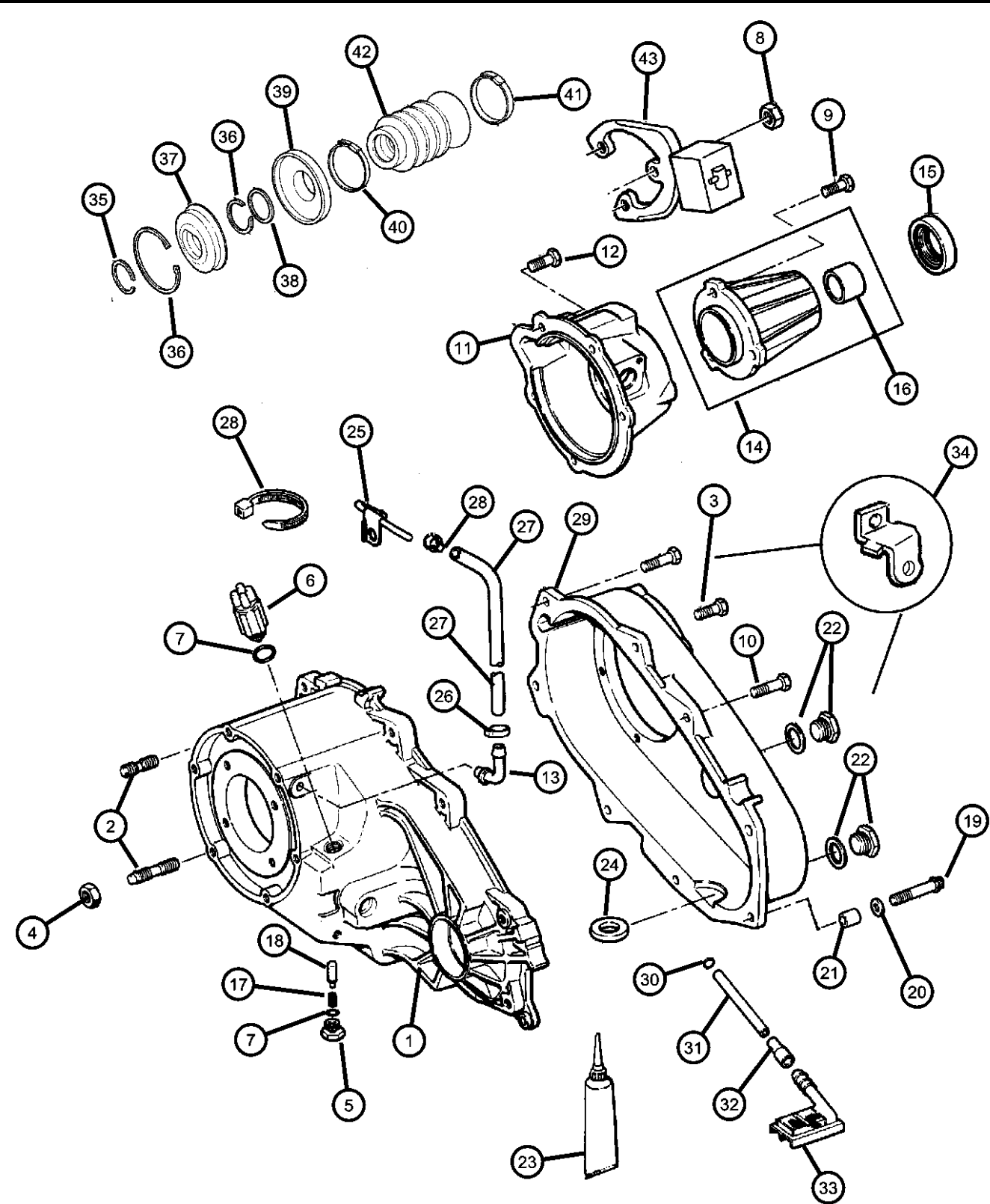
Case & Related Parts Command Trac (DHN)
Figure 231-210



ITEM	PART NUMBER	QTY	LINE	SERIES	BODY	ENGINE	TRANS	TRIM	DESCRIPTION
22	04856641	2	J, U			EP0			PLUG, Oil Fill
		2	J, U			EN0	DDQ		
		2	J, U			ER0			
		2	J, U			EP0			
23	04318025	2	J, U			EN0	DDQ		SEALANT, RTV
		1	J, U			ER0			
		1	J, U			EP0	DDQ		
		1	J, U			ER0	DG0		
24	03681601	1	J, U			ER0			MAGNET, Transmission
		1	J, U			EP0	DDQ		
		1	J, U			EN0	DDQ		
		1	J, U						
25	J5352955	1	J, U						VENT, Axle
26	06502081	2	J, U						CLAMP, Oil Cooler Line
27	04443176	1							HOSE, Fuel, .31 I.D. 50 Foot Roll
28	04641780	1							STRAP, Tie
29	04886222AA	1	J, U			ER0			CASE, Transfer Rear
		1	J, U			EP0	DDQ		
		1	J, U			EN0	DDQ		
		1	J, U						
30	04338942	1	J, U			ER0			SEAL, Oil
		1	J, U			EP0	DDQ		
		1	J, U			EN0	DDQ		
		1	J, U						
31	04338941	1	J, U			ER0			TUBE, Oil Pickup
		1	J, U			EP0	DDQ		
		1	J, U			EN0	DDQ		
		1	J, U						
32	04338944	1	J, U			ER0			CONNECTOR, Oil Tube Pickup
		1	J, U			EN0	DDQ		
33	04338943	1	J, U			ER0			FILTER, Transfer Case Oil
		1	J, U			EP0	DDQ		
		1	J, U			EN0	DDQ		
		1	J, U						
34	52098522	1	J, U			EP0, ER0			BRACKET, Tube
35	04798116	1	J, U			ER0			SNAP RING

AR = use ase required - = Non illustrated part

Case & Related Parts Command Trac (DHN)
Figure 231-210



ITEM	PART NUMBER	QTY	LINE	SERIES	BODY	ENGINE	TRANS	TRIM	DESCRIPTION
36	J8134488	1	J, U			EP0	DDQ		SNAP RING
		2	J, U			ER0			
		2	J, U			EP0			
		1	J, U			EN0	DDQ		
37	04798112	1	J, U			EP0	DDQ		SEAL, Output
		1	J, U			ER0			
38	04798118	1	J, U			ER0			WASHER
		1	J, U			EP0	DDQ		
39	04798119	1	J, U			ER0			SLINGER, Oil
		1	J, U			EP0	DDQ		
40	04798122	1	J, U			EP0	DDQ		CLAMP, Boot
		1	J, U			ER0	DG0		
41	04798121	1	J, U			ER0			CLAMP, Boot
		1	J, U			EP0	DDQ		
42	04798123	1	J, U			ER0			BOOT, Driveshaft
		1	J, U			EP0	DDQ		
		1	J, U			EN0	DDQ		
43	52098509	1	J, U			EN0	DDQ		DAMPER, Transfer Case

AR = use ase required - = Non illustrated part

Gear Train Command Trac (DHN)
Figure 231-410

ITEM	PART NUMBER	QTY	LINE	SERIES	BODY	ENGINE	TRANS	TRIM	DESCRIPTION
<div>NOTE: Sales Codes: ENC=2.5L 4 Cyl Turbo Diesel Engine. EN0=All 2.5L 4 Cyl Turbo Diesel Engines EPE=2.5L 4 Cyl Gas Engine. EP0=All 2.5L 4 Cyl Gas Engines ERH=4.0L In-Line6 Engine ER0=4.0L In-line 6 Engine DDQ = Manual Transmission 5 Speed DCS = Aisin Warner Automatic Trasnmission.</div>									
1	04796907	1	J, U			EN0	DDQ		MAINSHAFT, Transfer Case
2	04167929	1	J, U			ER0			SEAL, Input Gear
		1	J, U			EN0	DDQ		
3	83503156	1	J, U			EN0	DDQ		EXTENSION, Transfer Case
4	04210603	1	J, U			EP0	DDQ		SEAL, Main Shaft
		1	J, U			EN0	DDQ		
5	04338936	1	J, U			ER0			PUMP, Transfer Case Oil
		1	J, U			EP0	DDQ		
		1	J, U			EN0	DDQ		
6	04338892	2	J, U			ER0			BEARING
		2	J, U			EP0			
		2	J, U			EN0	DDQ		
7	J8134488	2	J, U			ER0			SNAP RING
		2	J, U			EP0			
		1	J, U			EN0	DDQ		
8	83503507	1	J, U			EP0	DDQ		BEARING, Input Shaft
		1	J, U			ER0			
		1	J, U			EN0	DDQ		
9	04338909	1	J, U			ER0			RING
		1	J, U			EP0	DDQ		
		1	J, U			EN0	DDQ		
10	04796903	1	J, U			ER0			GEAR, Low Range Planetary
		1	J, U			EP0	DDQ		
		1	J, U			EN0	DDQ		
11		1							THRUST WASHER, Planetary Carrier

AR = use ase required - = Non illustrated part

Gear Train Command Trac (DHN)
Figure 231-410

ITEM	PART NUMBER	QTY	LINE	SERIES	BODY	ENGINE	TRANS	TRIM	DESCRIPTION
	04338908	2	J, U			EP0			
		2	J, U			ER0			
		2	J, U			EN0	DDQ		
12	04338910	1	J, U			EN0	DDQ		SNAP RING
13	04338933	1	J, U			EP0	DDQ		SNAP RING
	04741240	1	J, U			EN0	DDQ		
		1	J, U			EP0	DDQ		HUB, Synchronizer Mode
		1	J, U			EN0	DDQ		
15	04796909	1	J, U			ER0			SLEEVE, Mode Synchronizer
	04219065	1	J, U			EP0	DDQ		
		1	J, U			EN0	DDQ		
		1	J, U			EP0	DDQ		SNAP RING, Annulus Gear
17	04796906	1	J, U			EN0	DDQ		SLEEVE, Shift Range
	04797013	1	J, U			EP0	DDQ		
		1	J, U			ER0			
		1	J, U			EN0	DDQ		SPROCKET, Transfer Case
19	03821558	1	J, U			EP0	DDQ		SNAP RING
	04796904	1	J, U			EN0	DDQ		
		1	J, U			EP0	DDQ		GEAR, Input
		1	J, U			ER0			
21	04269189	1	J, U			EN0	DDQ		BEARING, Output Shaft
		1	J, U			EP0	DDQ		
		1	J, U			EN0	DDQ		
22									CHAIN, Transfer Case

AR = use ase required - = Non illustrated part

Gear Train Command Trac (DHN)
Figure 231-410

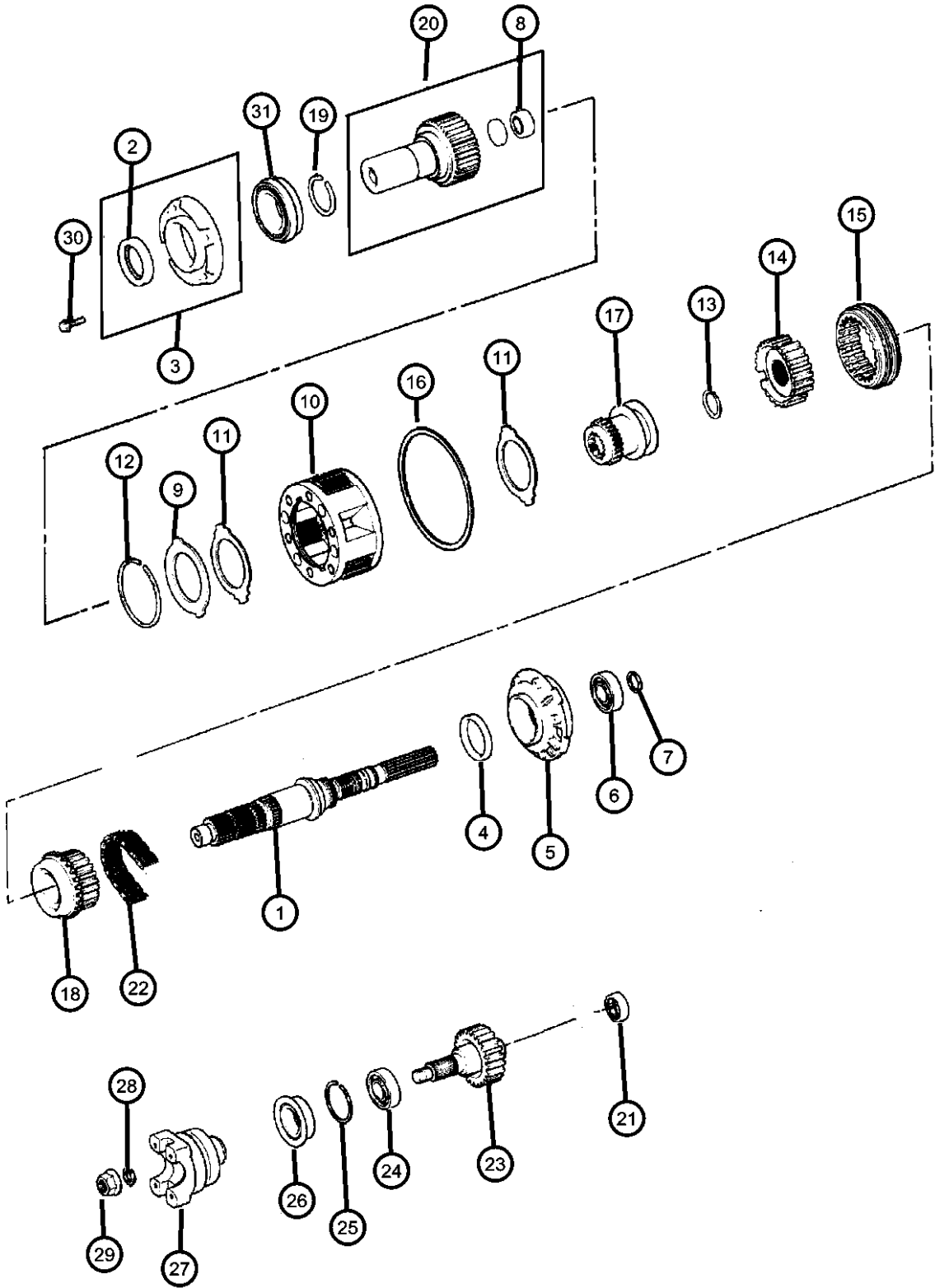
ITEM	PART NUMBER	QTY	LINE	SERIES	BODY	ENGINE	TRANS	TRIM	DESCRIPTION
23	04338935	1	J, U			ER0			OUTPUT SHAFT, Transfer Case
		1	J, U			EP0	DDQ		
		1	J, U			EN0	DDQ		
24	04338934	1	J, U			ER0			BEARING
		1	J, U			EP0	DDQ		
		1	J, U			EN0	DDQ		
25	04338892	2	J, U			ER0			SNAP RING, Bearing
		2	J, U			EP0			
		2	J, U			EN0	DDQ		
26	04338894	1	J, U			EP0	DDQ		SEAL, Output
		1	J, U			ER0			
		1	J, U			EN0	DDQ		
27	04338893	1	J, U			EN0	DDQ		YOKE, Transfer Case Output
	04798112	1	J, U			EP0	DDQ		
		1	J, U			ER0			
28	04446494	1	J, U			EN0	DDQ		WASHER, Flat
		1	J, U			ER0			
		1	J, U			EP0	DDQ		
29	04210983	2	J, U			EP0			With Transfer Case (52099212)
		2	J, U			ER0			
		2	J, U			EN0	DDQ		
30	04446487	1	J, U			ER0			NUT, Hex Flange
		1	J, U			EP0	DDQ		
		1	J, U			EN0	DDQ		
31	04446488	1	J, U			ER0			BEARING, Input Gear
		1	J, U			EP0	DDQ		
		1	J, U			EN0	DDQ		
32	06500318	9	J, U			ER0			BOLT
		9	J, U			EP0			
		9	J, U			EN0	DDQ		
33	04746155	1	J, U			ER0			
		1	J, U			ER0			

AR = use ase required - = Non illustrated part

Gear Train Command Trac (DHN)
Figure 231-410

ITEM	PART NUMBER	QTY	LINE	SERIES	BODY	ENGINE	TRANS	TRIM	DESCRIPTION
------	-------------	-----	------	--------	------	--------	-------	------	-------------

1	J, U					EP0	DDQ		
1	J, U					EN0	DDQ		



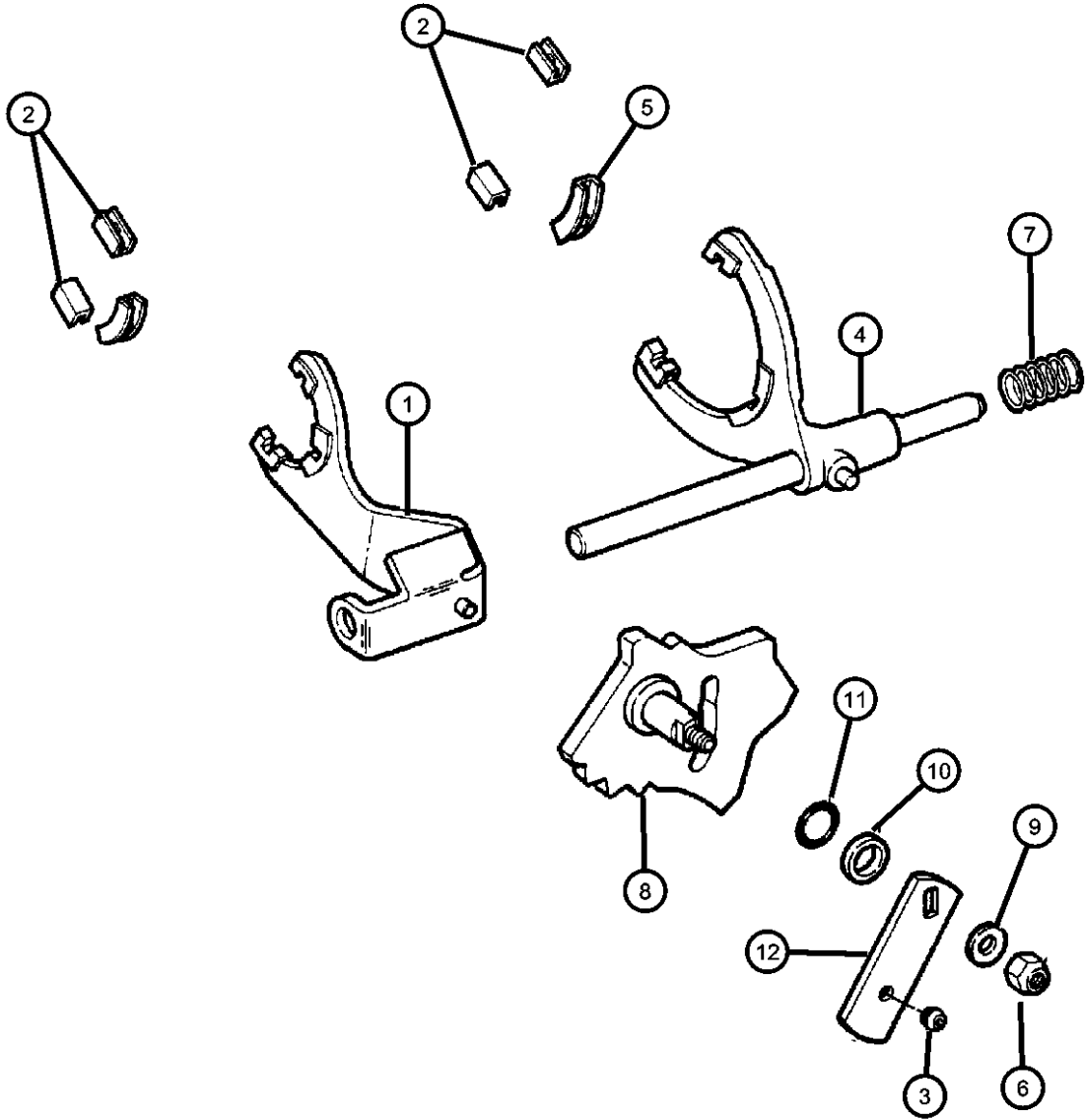
AR = use ase required - = Non illustrated part

Fork & Rails Command Trac (DHN)
Figure 231-910

ITEM	PART NUMBER	QTY	LINE	SERIES	BODY	ENGINE	TRANS	TRIM	DESCRIPTION
NOTE: Sales Codes: ENC=2.5L 4 Cyl Turbo Diesel Engine EN0=All 2.5L 4 Cyl Turbo Diesel Engine EPE=2.5L 4 Cyl Gas Engine EP0=All 2.5L 4 Cyl Gas Engine ERH=4.0L In-Line 6 Engine ER0=All 4.0L In-Line 6 Engine DDQ=Manual Transmission 5 Speed DGS=Aisin Warner Automatic Transmission									
1									FORK, Transfer Case Mode Shift
	04741237	1	J, U			ER0			
		1	J, U			EP0	DDQ		
		1	J, U			EN0	DDQ		
2									PAD, Shift Fork
	04167969	2	J, U			ER0			
		2	J, U			EP0			
		2	J, U			EN0	DDQ		
3									BUSHING, Shift Lever
	53004810	1	J, U			ER0			
		1	J, U			EP0	DDQ		
		1	J, U			EN0	DDQ		
4									FORK, Transfer Case Mode Shift
	04741237	1	J, U			ER0			
		1	J, U			EP0	DDQ		
		1	J, U			EN0	DDQ		
5									PAD, Shift Fork
	04219073	1	J, U			ER0			
		1	J, U			EP0	DDQ		
		1	J, U			EN0	DDQ		
6									NUT, Hex Flange Lock
	00152345	1	J, U			ER0			
		1	J, U			EP0	DDQ		
		1	J, U			EN0	DDQ		
7									SPRING, Mode Shift Rail
	04338925	1	J, U			ER0			
		1	J, U			EP0	DDQ		
		1	J, U			EN0	DDQ		
8									SECTOR, Transfer Case
	04638845	1	J, U			EP0	DDQ		
		1	J, U			ER0			
		1	J, U			EN0	DDQ		
9									WASHER, Flat
	S2436163	1	J, U			ER0			

AR = use ase required - = Non illustrated part

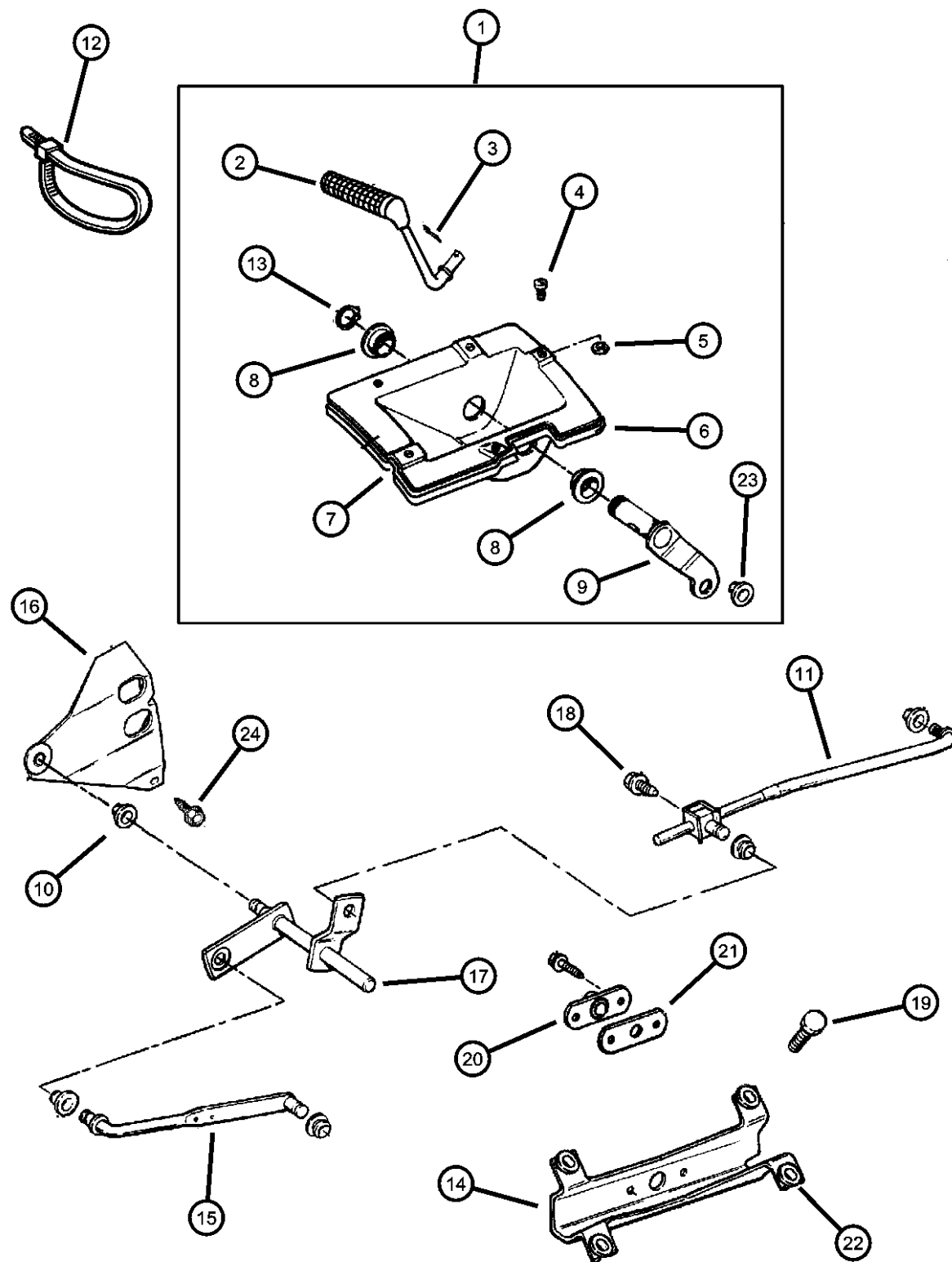
Fork & Rails Command Trac (DHN)
Figure 231-910



ITEM	PART NUMBER	QTY	LINE	SERIES	BODY	ENGINE	TRANS	TRIM	DESCRIPTION
10	04167964	1	J, U			EP0	DDQ		RETAINER, Rear Clutch
		1	J, U			EN0	DDQ		
		1	J, U			ER0			
11	04167963	1	J, U			EP0	DDQ		SEAL, O-Ring
		1	J, U			EN0	DDQ		
		1	J, U			ER0			
12	04897185AA	1	J, U			EP0	DDQ		LEVER, Selector
		1	J, U			EN0	DDQ		
		1	J, U			ER0			

AR = use ase required - = Non illustrated part

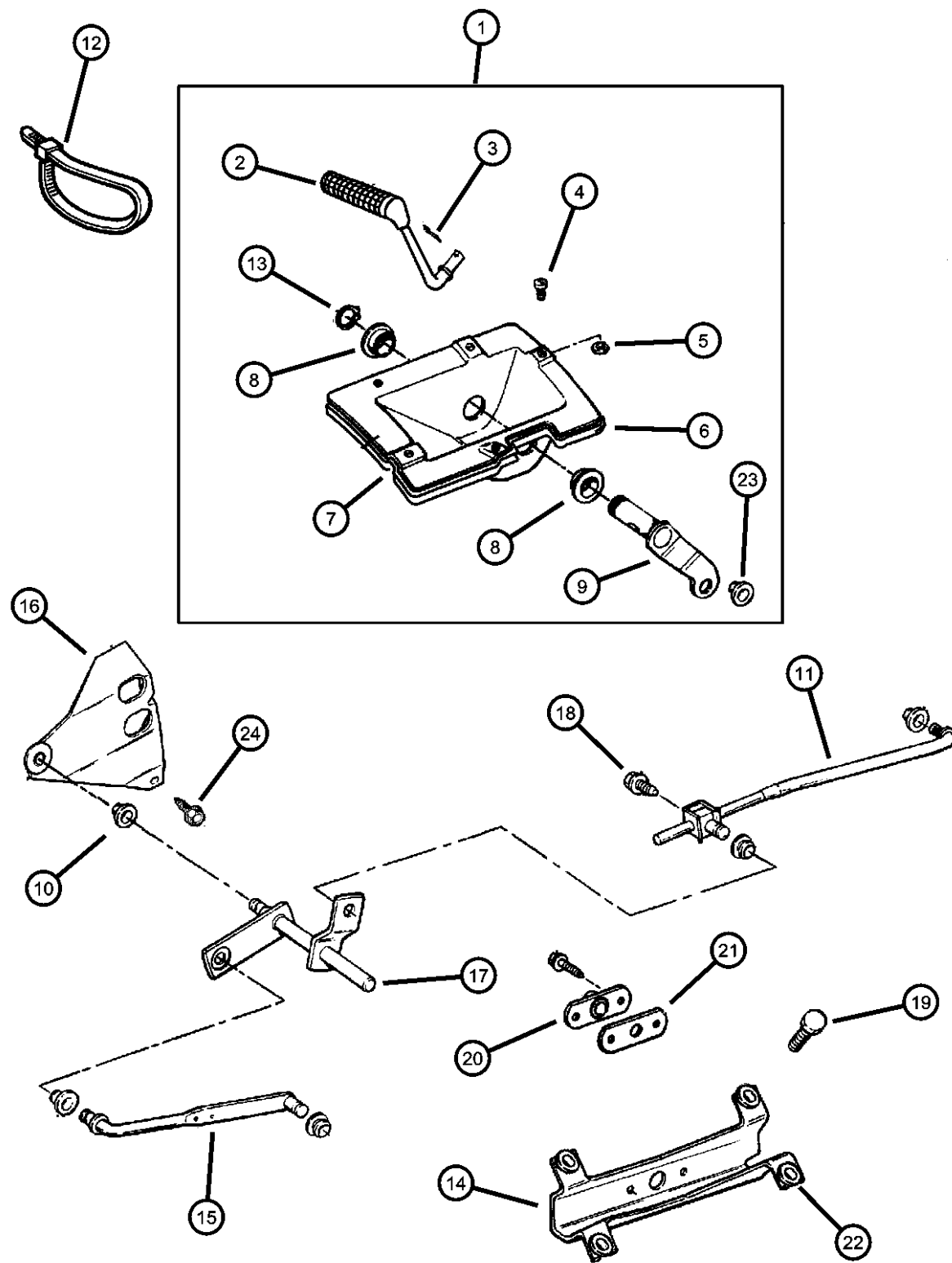
Gearshift Controls Command Trac (DHN)
Figure 231-1220



ITEM	PART NUMBER	QTY	LINE	SERIES	BODY	ENGINE	TRANS	TRIM	DESCRIPTION
NOTE: ENC=2.5L 4 Cyl Turbo Diesel Engine EN0=All 2.5L 4 Cyl Turbo Diesel Engines EPE=2.5L 4 Cyl Gas Engine EP0=All 2.5L 4 Cyl Gas Engine ERH=4.0L In-Line 6 Engine ER0=All 4.0L In-Line 6 Engines DDQ = Manual Transmission 5 Speed DGS = Aisin Warner Automatic Transmission									
1									SHIFTER, Transfer Case
	52104100AC	1	J						
	52104101AC	1	U						
2									LEVER, Transfer Case Shifter
	52079256	1	J						
		1	U						
3									PIN, Cotter
	J4006723	1	J						
		1	U						
4	52077671	1	U						FASTENER, Push On
5									NUT, Push, M5
	06100839	2	J						
		2	U						
6									BOOT, Transfer Case Lever
	52104019	1	J						
		1	U						
7	53001284	1	U						HOUSING, Shift Lever
8									BUSHING, Shift Control
	53000639	2	J						
		2	U						
9									LEVER, Transfer Case
	53005150AC	1	J						
		1	U						
10									BUSHING, Shift Lever
	53004810	1	J, U			ER0			
		1	J, U			EP0	DDQ		
		1	J, U			EN0	DDQ		
11									ROD, Gear Shift Control, Transfer Case
	52104073	1	J, U			EP0			
		1	J, U			ER0	DG0		
12									STRAP, Retaining
	J3693058	1	J						
		1	U						
13									SNAP RING

AR = use ase required - = Non illustrated part

Gearshift Controls Command Trac (DHN)
Figure 231-1220

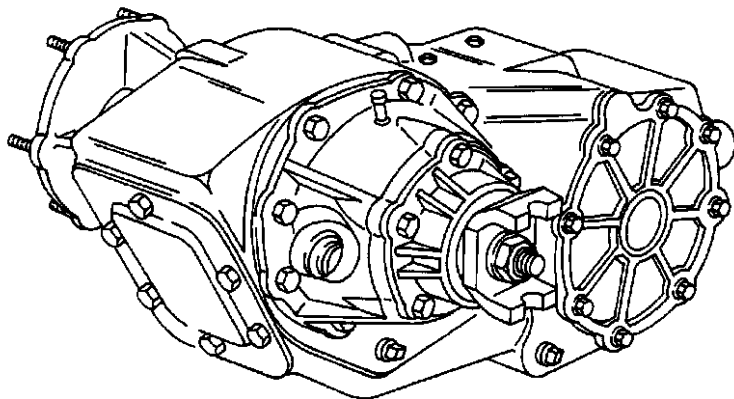


ITEM	PART NUMBER	QTY	LINE	SERIES	BODY	ENGINE	TRANS	TRIM	DESCRIPTION
	11505389	1	J						
		1	U						
14	52104017AB	1	J, U			EP0			BRACKET, Torque Shaft
		1	J, U			ER0	DG0		
	52104018AB	1	J, U			ENC, ER0	DDQ		
15	53004941	1	J, U			EP0			ROD, Gear Shift Control, Transfer Case
	53004942	1	J, U			ER0	DG0		
	53005448	1	J, U			ER0	DDQ		
16	52077574	1	J, U			ERH	DDQ		BRACKET, Torque Shaft
	52078605	1	J, U			ENC	DBB		
	53005069	1	J, U			EP0			
17	52078541	1	J, U			ENC	DBB		TORQUE SHAFT, Transfer Case
	53005151	1	J, U			EP0			
	53005552	1	J, U			ER0	DDQ		
18	J4006036	1	J, U						BOLT, Hex Head, .312-18x.50
19	06503811	4	J, U						BOLT, Hex Head, M6x1.00x20.00
20	52078134	1	J, U			EP0			BEARING, Transfer Case Shift
		1	J, U			ER0	DG0		
		1	J, U			ENC, ER0	DDQ		
21	53005154	1	J, U			EP0			GASKET, Gearshift Control Rod
		1	J, U			ER0	DG0		
		1	J, U			ENC, ER0	DDQ		
22	52104014	4	J, U			ENC, ER0	DDQ		GROMMET
		4	J, U			EP0			
		4	J, U			ER0			
23	03575333	1	J						GROMMET, Control Rod Front
		1	U						
24	11504336	1	J, U			ER0	DG0		BOLT, Hex Head, M8x1.25x16

AR = use ase required - = Non illustrated part

Group - 242

Transfer Case Model 242 [DHC, DHP]



Group - 242 Transfer Case Model 242 [DHC, DHP]

Illustration Title

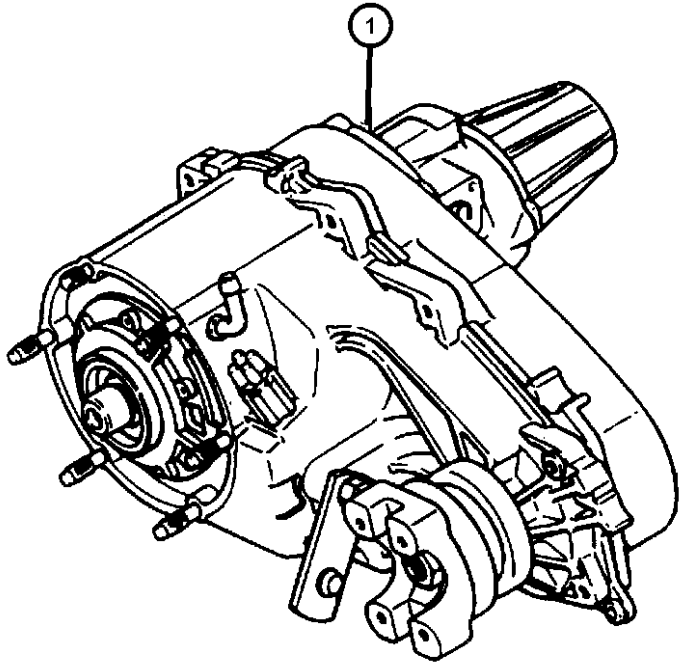
Group-Fig. No.

Transfer Case Assembly	
Transfer Case Select Trac (DHP)	Fig. 242 - 110
Case and Related Parts	
Case & Related Parts Select Trac (DHP)	Fig. 242 - 210
Gear Train	
Gear Train Select Trac (DHP)	Fig. 242 - 410
Fork and Rails	
Fork & Rail Select Trac (DHP)	Fig. 242 - 910
Gearshift Controls	
Gearshift Controls Select Trac (DHP)	Fig. 242 - 1210

<div><div>242-100</div><div>Transfer Case Assembly</div><div></div></div>	<div><div>242-1200</div><div>Gearshift Controls</div><div></div></div>	<div><div>242-200</div><div>Case and Related Parts</div><div></div></div>	<div><div>242-400</div><div>Gear Train</div><div></div></div>
<div><div>242-900</div><div>Fork and Rails</div><div></div></div>			

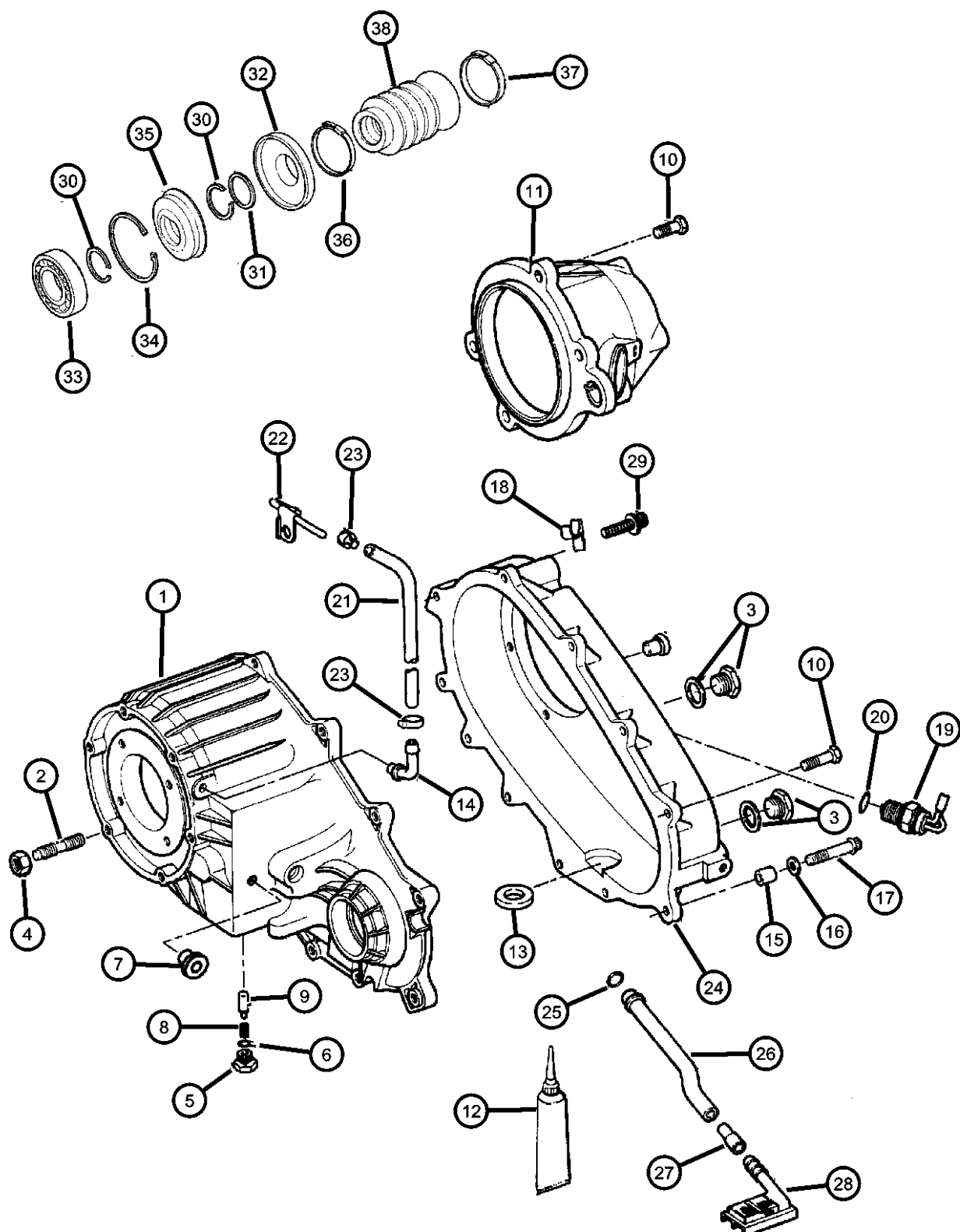
Transfer Case Select Trac (DHP)
Figure 242-110

ITEM	PART NUMBER	QTY	LINE	SERIES	BODY	ENGINE	TRANS	TRIM	DESCRIPTION
NOTE: ERH=4.0L In-Line 6 Engine ER0=All 4.0L In-line 6 Engines DGS= Aisin Warner Automatic Transmission									
1	52098899 R2098899	1	J, U			ER0	DG0		TRANSFER CASE, NP242 Mopar Remanufactured Part



AR = use ase required - = Non illustrated part

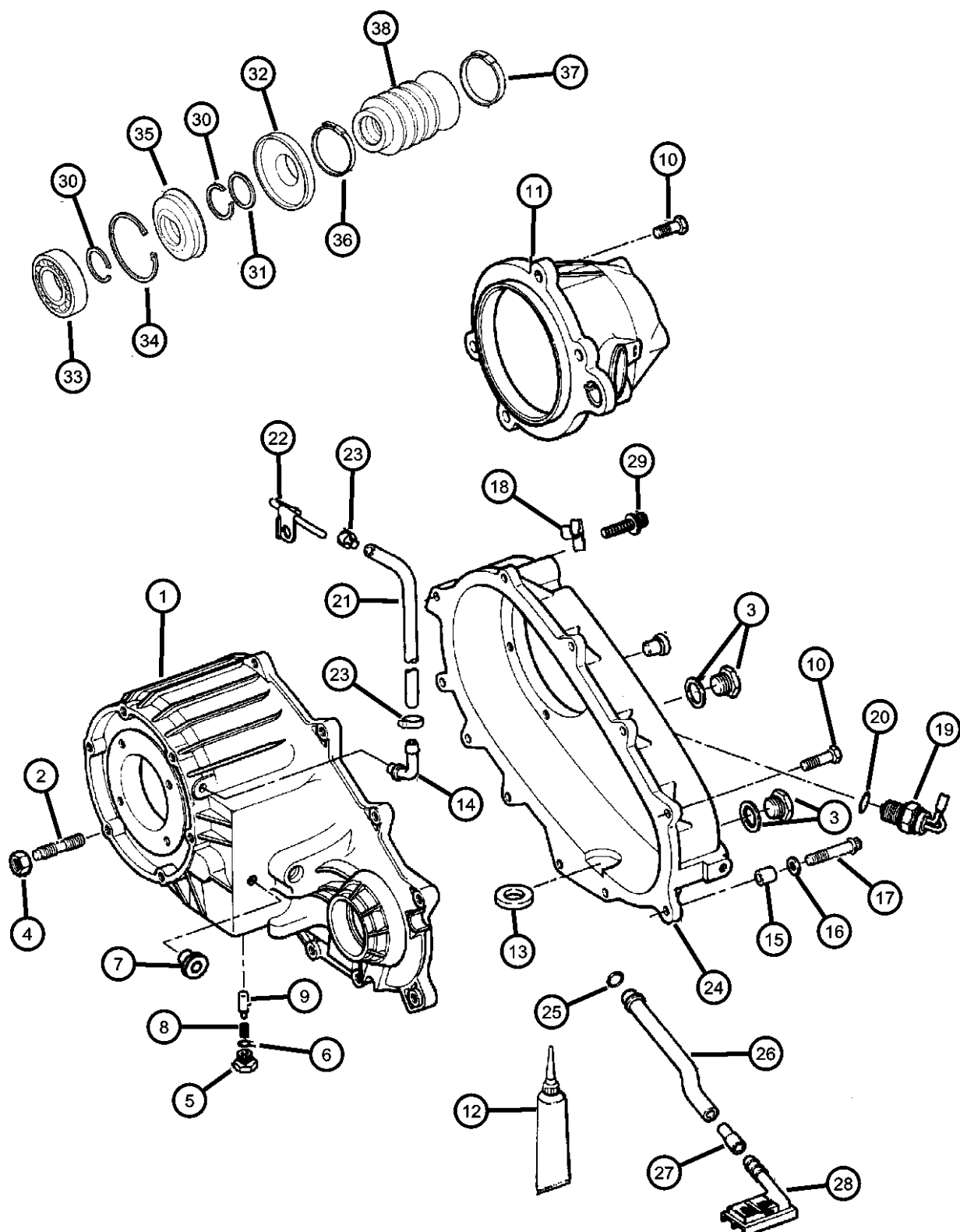
Case & Related Parts Select Trac (DHP)
Figure 242-210



ITEM	PART NUMBER	QTY	LINE	SERIES	BODY	ENGINE	TRANS	TRIM	DESCRIPTION
NOTE: Sales Codes: ERH=4.0L In-Line 6 Engine ER0=All 4.0L In-Line 6 Engines									
1	04856389	1	J, U			ER0	DG0		CASE, Transfer Front
2	04505365	6	J, U			ER0	DG0		STUD, M10x1.54x36
3	04856641	2	J, U			ER0	DG0		PLUG, Oil Fill
4	J4006681	6	J, U			EN0, ER0			NUT AND CONED WASHER, Hex, .375-24
5	04886473AA	1	J, U			ER0	DG0		SCREW
6	04338956	2	J, U			ER0	DG0		SEAL, Vacuum Switch
7	00015105	1	J, U			ER0	DG0		PLUG, Transmission Case
8	04638497	1	J, U			ER0	DG0		SPRING, Shift Detent
9	53008217	1	J, U			ER0	DG0		PLUNGER
10	04210617	12	J, U			ER0	DG0		BOLT, Transfer Case
11	04856391	1	J, U			ER0	DG0		RETAINER, Transfer Case Rear
12	04318025	1	J, U			ER0	DG0		SEALANT, RTV
13	03681601	1	J, U			ER0	DG0		MAGNET, Transmission
14	04796910	1	J, U			ER0	DG0		VENT, Transfer Case
15	04116310	1	J, U			ER0	DG0		DOWEL, Transfer Case
16	83503512	1	J, U			ER0	DG0		WASHER, Flat
17	04210614	2	J, U			ER0	DG0		BOLT, Hex Flange Head
18	52118181	1	J, U			ER0	DG0		CLIP
19	56006755	1	J, U			ER0	DG0		SWITCH, Transfer Case Mode
20	04338956	2	J, U			ER0	DG0		SEAL, Vacuum Switch
21	04443176	AR	J, T			ER0			HOSE, Fuel, .31 I.D. 50 Foot Roll
		AR	U			ER0			
22	04796910	1	J, U			ER0			VENT, Transfer Case
23	06502081	2	J, U						CLAMP, Oil Cooler Line
24	04886373AA	1	J, U			ER0	DG0		CASE, Transfer Case Rear
25	04338942	1	J, U			ER0			SEAL, Oil
26	83503523	1	J, U			ER0	DG0		TUBE, Oil Pickup
27	04338944	1	J, U			ER0	DG0		CONNECTOR, Oil Tube Pickup
28	04338943	1	J, U			ER0	DG0		FILTER, Transfer Case Oil
29	J8130979	1	J, U			ER0	DG0		BOLT, Twelve Point Head, M10x1.5x48
30	J8134488	2	J, U			ER0	DG0		SNAP RING
31	04798118	1	J, U			ER0	DG0		WASHER
32	04798119	1	J, U			ER0	DG0		SLINGER, Oil
33	04338892	1	J, U			ER0	DG0		BEARING
34	04798116	1	J, U			ER0	DG0		SNAP RING
35	04798117	1	J, U			ER0	DG0		SEAL, Output

AR = use ase required - = Non illustrated part

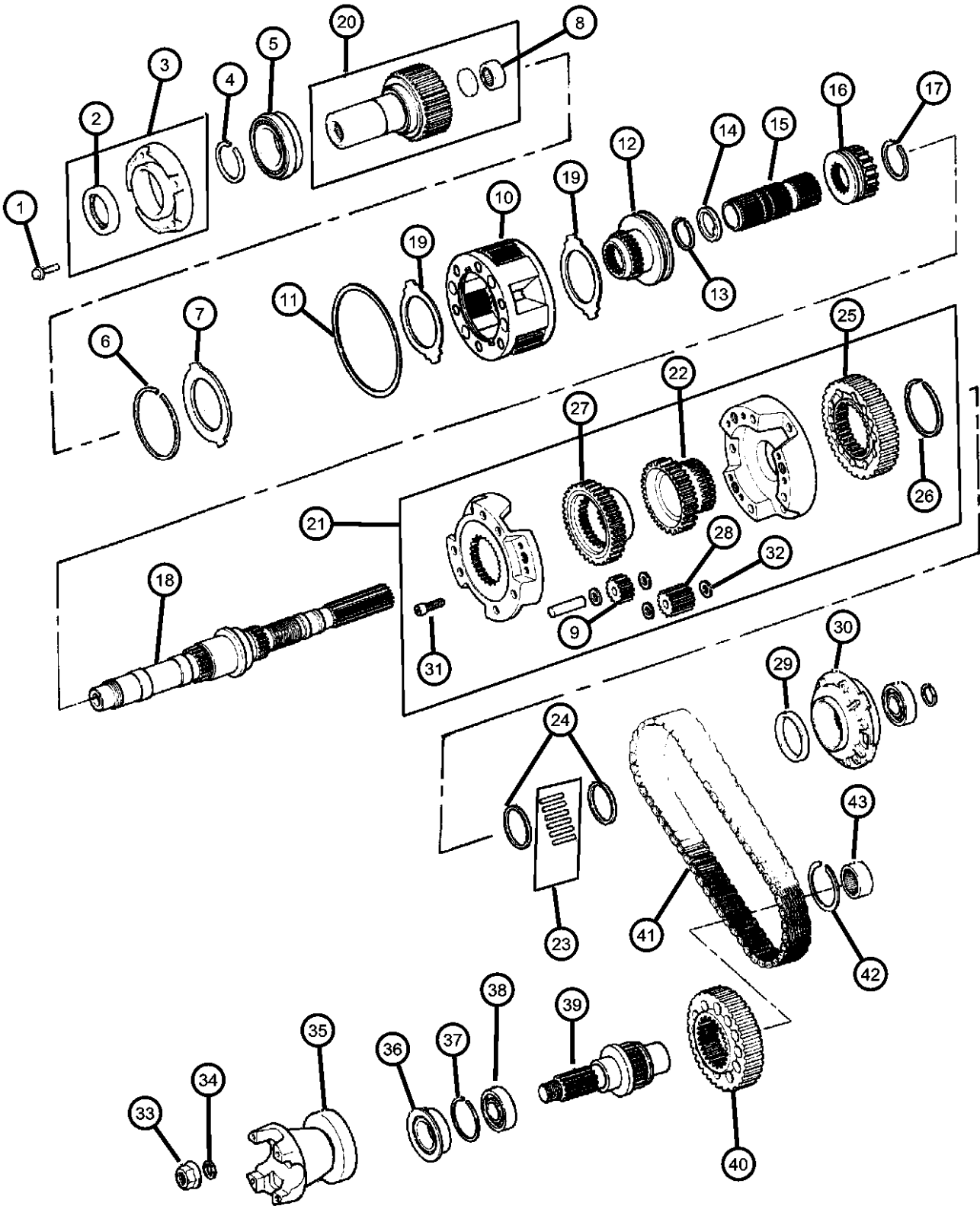
Case & Related Parts Select Trac (DHP)
Figure 242-210



ITEM	PART NUMBER	QTY	LINE	SERIES	BODY	ENGINE	TRANS	TRIM	DESCRIPTION
36	04798121	1	J, U			ER0	DG0		CLAMP, Boot
37	04798122	1	J, U			ER0	DG0		CLAMP, Boot
38	04798123	1	J, U			ER0	DG0		BOOT, Driveshaft

AR = use ase required - = Non illustrated part

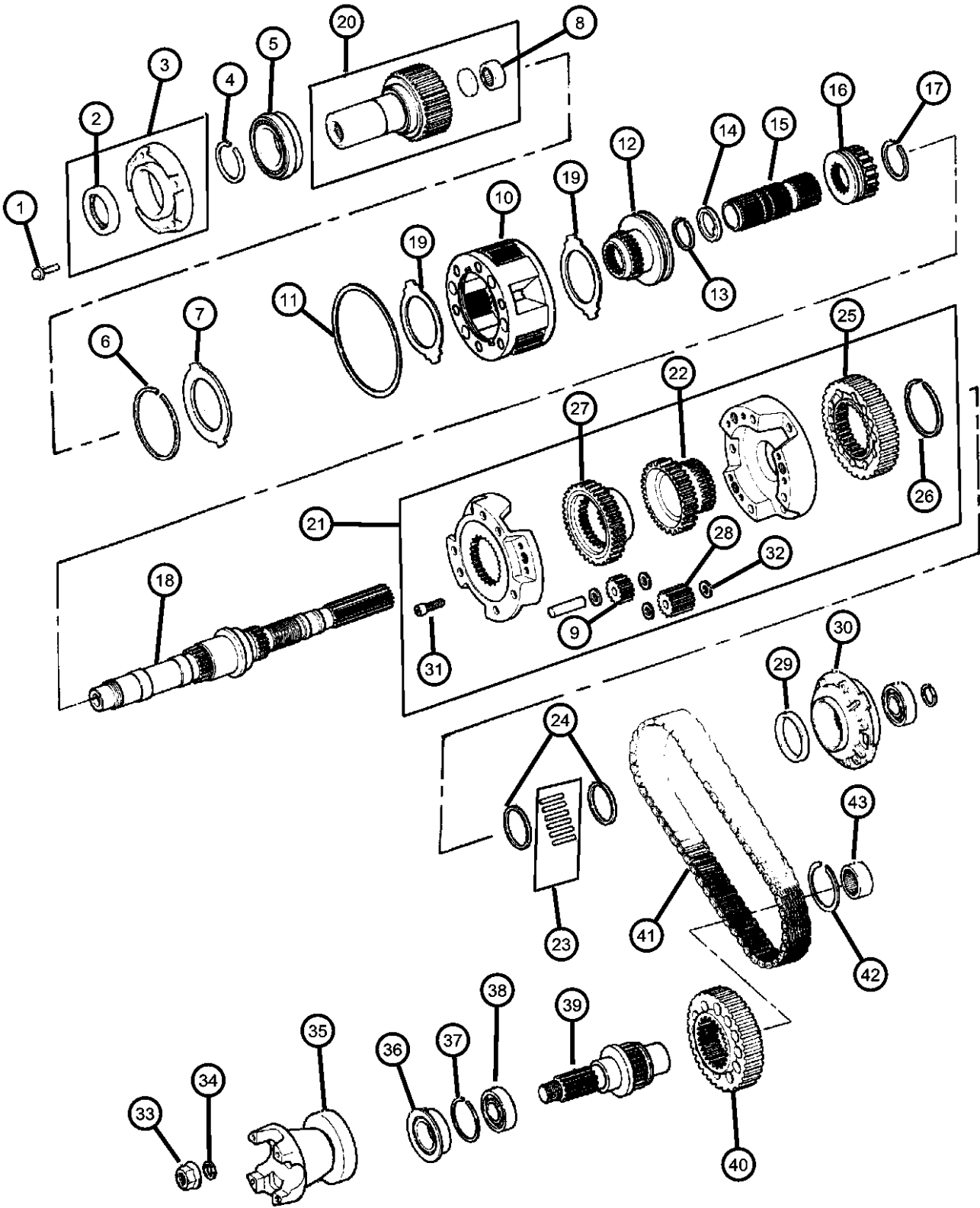
Gear Train Select Trac (DHP)
Figure 242-410



ITEM	PART NUMBER	QTY	LINE	SERIES	BODY	ENGINE	TRANS	TRIM	DESCRIPTION
NOTE: Sales Codes: ERH=4.0L In-line 6 Engine ER0=All 4.0L In-Line 6 Engines DGS = Aisin Warner Automatic Transmission									
1	06500318	4	J, U			ER0	DG0		BOLT
2	04167929	1	J, U			ER0	DG0		SEAL, Input Gear
3	04338973	1	J, U			ER0	DG0		EXTENSION, Transfer Case
4	03821558	1	J, U			ER0	DG0		SNAP RING
5	04746155	1	J, U			ER0	DG0		BEARING, Input Gear
6	04338910	1	J, U			ER0	DG0		SNAP RING
7	04338909	1	J, U			ER0	DG0		RING
8	83503507	1	J, U			ER0	DG0		BEARING, Input Shaft
9	83504170	3	J, U			ER0	DG0		GEAR, Planetary
10	04796903	1	J, U			ER0	DG0		GEAR, Low Range Planetary
11	04219065	1	J, U			ER0	DG0		SNAP RING, Annulus Gear
12	04798279	1	J, U			ER0	DG0		SLEEVE, Shift Range
13	83503540	1	J, U			ER0	DG0		SNAP RING
14	83503539	1	J, U			ER0	DG0		WASHER, Intermediate Sleeve
15	04798277	1	J, U			ER0	DG0		SHAFT, Intermediate
16	83503542	1	J, U			ER0	DG0		SLEEVE, Mode Synchronizer
17	83503537	1	J, U			ER0	DG0		SNAP RING
18	04798145	1	J, U			ER0	DG0		MAINSHAFT, Transfer Case
19	04338908	2	J, U			ER0	DG0		THRUST WASHER, Planetary Carrier
20	04798126	1	J, U			ER0	DG0		GEAR, Input
21	83503529	1	J, U			ER0	DG0		CARRIER, Differential
22	83503530	1	J, U			ER0	DG0		SPROCKET, Transfer Case
23	83503543	1	J, U			ER0	DG0		BEARING PACKAGE, Transfer Case
24	83503533	2	J, U			ER0	DG0		SPACER, Sprocket
25	83503518	1	J, U			ER0	DG0		SPROCKET, Transfer Case
26	83503532	1	J, U			ER0	DG0		SNAP RING
27	83503536	1	J, U			ER0	DG0		SPROCKET, Differential
28	83504169	3	J, U			ER0	DG0		GEAR, Planetary
29	04210603	1	J, U			ER0	DG0		SEAL, Main Shaft
30	04338936	1	J, U			ER0	DG0		PUMP, Transfer Case Oil
31	03820898	3	J, U			ER0	DG0		SCREW
32	83504168	12	J, U			ER0	DG0		WASHER, Differential Gear
33	04167924	1	J, U			ER0	DG0		NUT, Transfer Case Yoke
34	04210973	1	J, U			ER0	DG0		WASHER, Transfer Case Yoke
35	04798138	1	J, U			ER0	DG0		YOKE, Transfer Case
36	04798125	1	J, U			ER0	DG0		SEAL, Output Shaft

AR = use ase required - = Non illustrated part

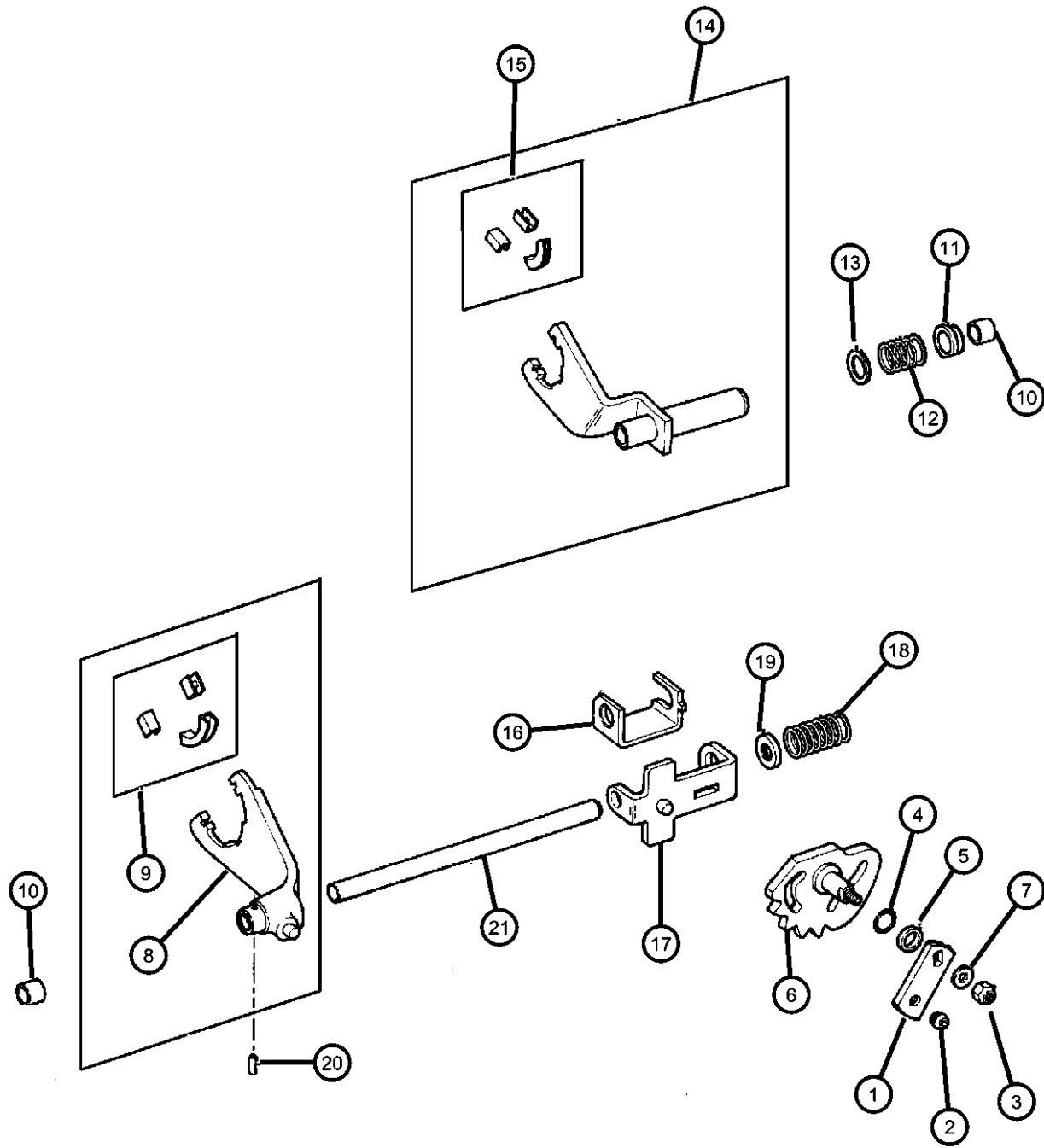
Gear Train Select Trac (DHP)
Figure 242-410



ITEM	PART NUMBER	QTY	LINE	SERIES	BODY	ENGINE	TRANS	TRIM	DESCRIPTION
37	0089331A	1	J, U			ER0	DG0		SNAP RING
38	04269189	1	J, U			ER0	DG0		BEARING, Output Shaft
39	83503517	1	J, U			ER0	DG0		OUTPUT SHAFT, Transfer Case
40	83503518	1	J, U			ER0	DG0		SPROCKET, Transfer Case
41	83504575	1	J, U			ER0	DG0		CHAIN, Transfer Case
42	04167991	1	J, U			ER0	DG0		SNAP RING, Bearing
43	04269189	1	J, U			ER0	DG0		BEARING, Output Shaft

AR = use ase required - = Non illustrated part

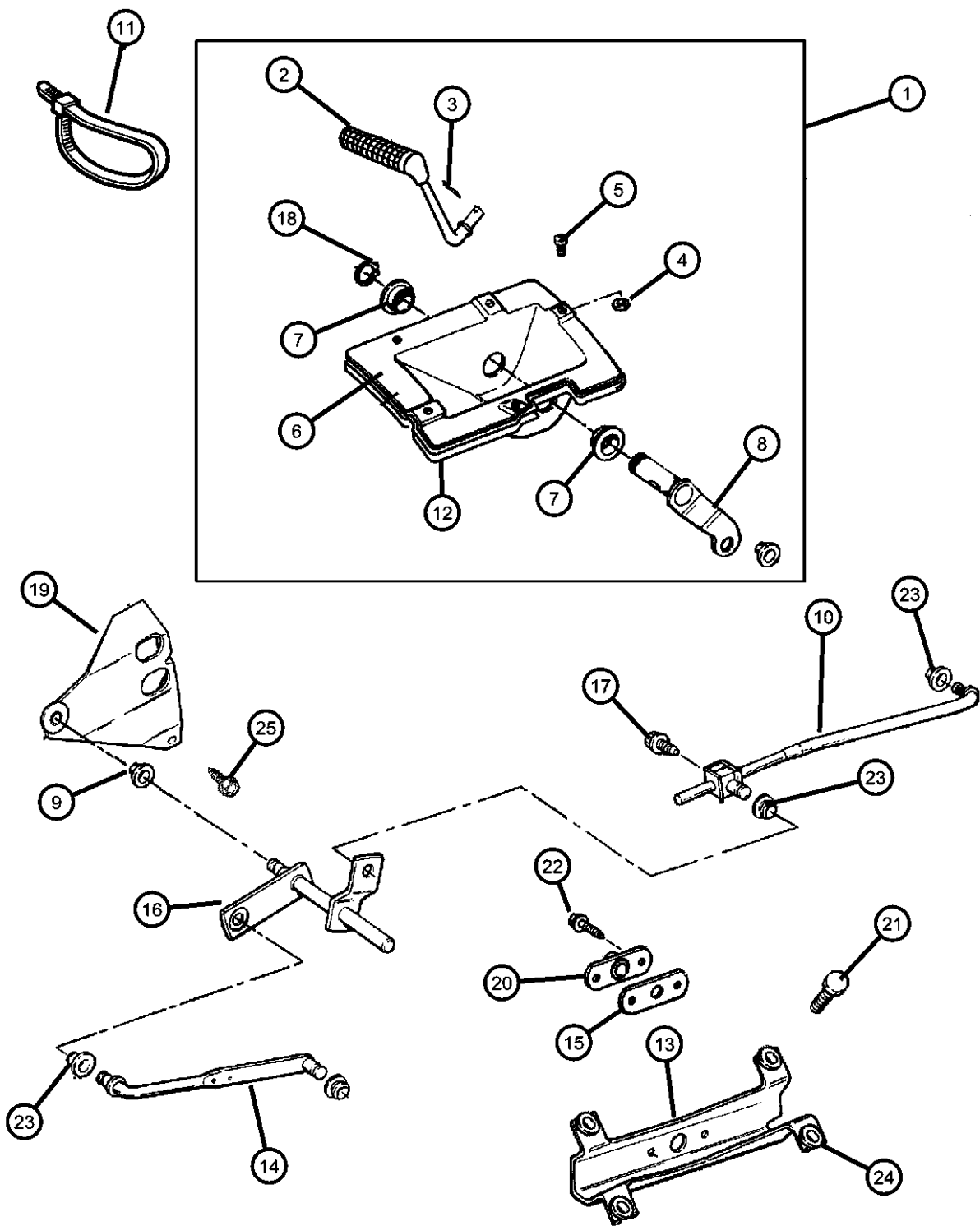
Fork & Rail Select Trac (DHP)
Figure 242-910



ITEM	PART NUMBER	QTY	LINE	SERIES	BODY	ENGINE	TRANS	TRIM	DESCRIPTION
NOTE: Sales Codes: ERH = 4.0L In-Line Engine ER0=All 4.0L In-Line 6 Engines DGS = Aisin Warner Automatic Transmission									
1	53004227	1	J, U			ER0	DG0		LEVER, Transfer Case
2	53004810	1	J, U			ER0	DG0		BUSHING, Shift Lever
3	00152345	1	J, U			ER0	DG0		NUT, Hex Flange Lock
4	04167963	1	J, U			ER0	DG0		SEAL, O-Ring
5	04167964	1	J, U			ER0	DG0		RETAINER, Rear Clutch
6	04638949	1	J, U			ER0	DG0		SECTOR, Transfer Case
7	04638949	1							WASHER, (NOT SERVICED)
8	83503508	1	J, U			ER0	DG0		FORK, Range
9	04167970	1	J, U			ER0	DG0		PAD, Shift Fork
10	J8134291	1	J, U			ER0	DG0		BUSHING, Shift Fork
11	83503514	1	J, U			ER0	DG0		BUSHING, Shift Rail
12	83503513	1	J, U			ER0	DG0		SPRING, Mode Shift Fork
13	83503512	1	J, U			ER0	DG0		WASHER, Flat
14	04638950	1	J, U			ER0	DG0		FORK, Transfer Case Mode Shift
15	04167970	1	J, U			ER0	DG0		PAD, Shift Fork
16	83503510	1	J, U			ER0	DG0		BRACKET, Shift Mode
17	83503511	1	J, U			ER0	DG0		BRACKET, Shift Mode
18	83503513	1	J, U			ER0	DG0		SPRING, Mode Shift Fork
19	83503515	1	J, U			ER0	DG0		CUP, Shift Fork Spring
20	01664355	1	J, U			ER0	DG0		PIN, Shift Fork
21	83504469	1	J, U			ER0	DG0		RAIL, Transfer Case

AR = use ase required - = Non illustrated part

Gearshift Controls Select Trac (DHP)
Figure 242-1210

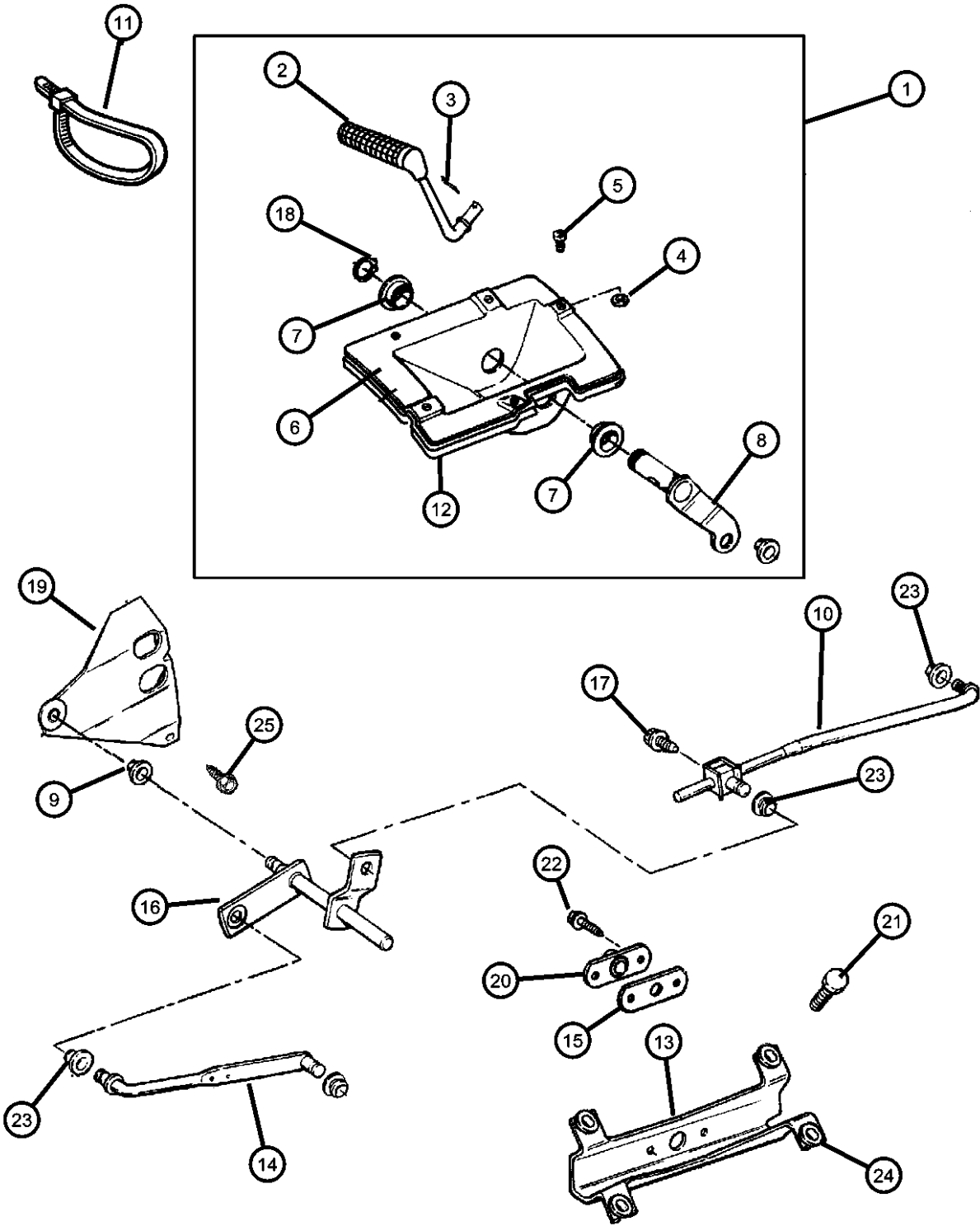


ITEM	PART NUMBER	QTY	LINE	SERIES	BODY	ENGINE	TRANS	TRIM	DESCRIPTION
NOTE: Sales Codes: ERH = 4.0L In-Line 6 Engine ER0=All 4.0L In-Line 6 Engines DGS = Aisin Warner Automatic Transmission									
1									SHIFTER, Transfer Case
	52104102AB	1	J				DG0		
	52104103AB	1	U				DG0		
2									LEVER, Transfer Case Shifter
	52079256	1	J				DG0		
		1	U				DG0		
3									PIN, Cotter
	J4006723	1	J				DG0		
		1	U				DG0		
4									NUT, Push, M5
	06100839	2	J				DG0		
		2	U				DG0		
5									FASTENER, Push On
	52077671	1	J				DG0		
		1	U				DG0		
6									HOUSING, Shift Lever
	53001284	1	J				DG0		
		1	U				DG0		
7									BUSHING, Shift Control
	53000639	2	J				DG0		
		2	U				DG0		
8									LEVER, Transfer Case
	53005150	1	J				DG0		
		1	U				DG0		
9	53004810	1	J, U			ER0	DG0		BUSHING, Shift Lever
10	52104073	1	J, U			ER0	DG0		ROD, Gear Shift Control, Transfer Case
11									STRAP, Retaining
	J3693058	1	J				DG0		
		1	U				DG0		
12									BOOT, Transfer Case Lever
	52104019	1	J				DG0		
		1	U				DG0		
13	52104017AB	1	J, U			ER0	DG0		BRACKET, Torque Shaft
14	53004943	1	J, U			ER0	DG0		ROD, Gear Shift Control, Transfer Case
15	53005154	1	J, U			ER0	DG0		GASKET, Gearshift Control Rod
16	53005552	1	J, U			ER0	DDQ		TORQUE SHAFT, Transfer Case

AR = use ase required - = Non illustrated part

Figure 242-1210

ITEM	PART NUMBER	QTY	LINE	SERIES	BODY	ENGINE	TRANS	TRIM	DESCRIPTION
17	J4006036	1	J, U						BOLT, Hex Head, .312-18x.50
18									SNAP RING
	11505389	1	J				DG0		
		1	U				DG0		
19	53005071AB	1	J, U			ER0	DG0		BRACKET, Torque Shaft
20	52078134	1	J, U			ER0	DG0		BEARING, Transfer Case Shift
21	06503811	4	J, U						BOLT, Hex Head, M6x1.00x20.00
22	34201381	2	J, U			ER0			SCREW, Hex Flange Head
23									Tapping, M6x1.00x20.00
									GROMMET, Control Rod Front
	03575333	1	J				DG0		
		1	U				DG0		
24	52104014	4	J, U			ER0			GROMMET
25	11504336	1	J, U			ER0	DG0		BOLT, Hex Head, M8x1.25x16



AR = use ase required - = Non illustrated part

<< RETURN TO GROUP INDEX

Group - 21P

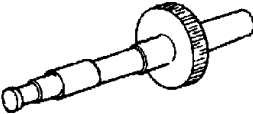
Speedometer Pinions

Group - 21P Speedometer Pinions

Illustration Title

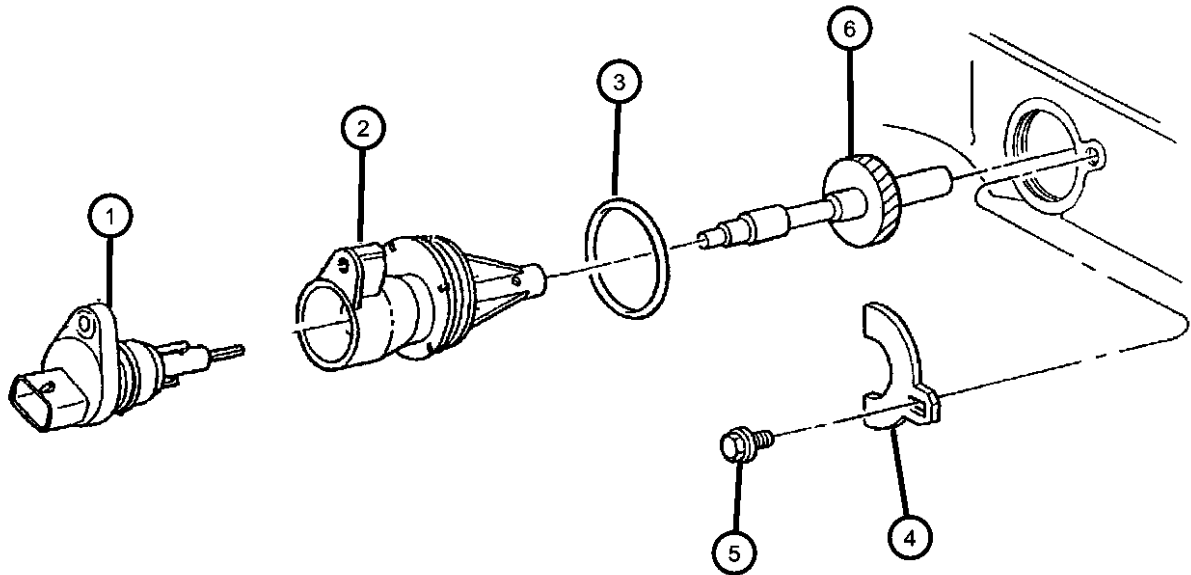
Group-Fig. No.

Speedometer Pinions	
Speedometer Pinion	Fig. 21P - 110

<div><div>21P-100</div><div>Speedometer Pinions</div><div></div></div>			
--	--	--	--

Speedometer Pinion
Figure 21P-110

ITEM	PART NUMBER	QTY	LINE	SERIES	BODY	ENGINE	TRANS	TRIM	DESCRIPTION
1	56027905	1							SENSOR, Vehicle Speed
2	52069315	1				ENC, EPE, ER0			HOUSING, Speedometer Drive Gear
3	06035709	1				ENC, EPE, ER0			O RING, Trans Speedo Adapter
4	02892399	1							CLAMP, Speedometer
5	00180077	1							BOLT, Hex Head, 5/16x18x3/4
6									PINION, Speedometer Drive
	52067634	1							3.55 Axle Ratio
	52067636	1							3.73 Axle Ratio
	52067640	1							4.11 Axle Ratio3



AR = use ase required - = Non illustrated part

Group - 22

Wheels, Covers and Jacks

Group - 22 Wheels, Covers and Jacks

Illustration Title

Group-Fig. No.

Wheels and Hardware

Wheels and HardwareFig. 22 - 110

Wheel Covers and Center Caps


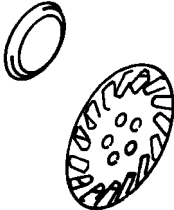
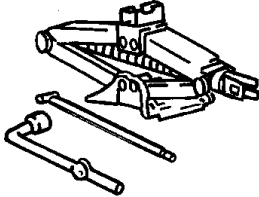
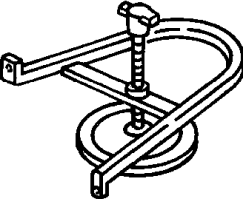
Wheel CapFig. 22 - 210

Jack Stowage


Jack Stowage.....Fig. 22 - 310

Spare Tire Stowage

Wheel, SpareFig. 22 - 410

<div><div>022-100</div><div>Wheels and Hardware</div></div> <div></div>	<div><div>022-200</div><div>Wheel Covers and Center Caps</div></div> <div></div>	<div><div>022-300</div><div>Jack Stowage</div></div> <div></div>	<div><div>022-400</div><div>Spare Tire Stowage</div></div> <div></div>
--	---	--	---

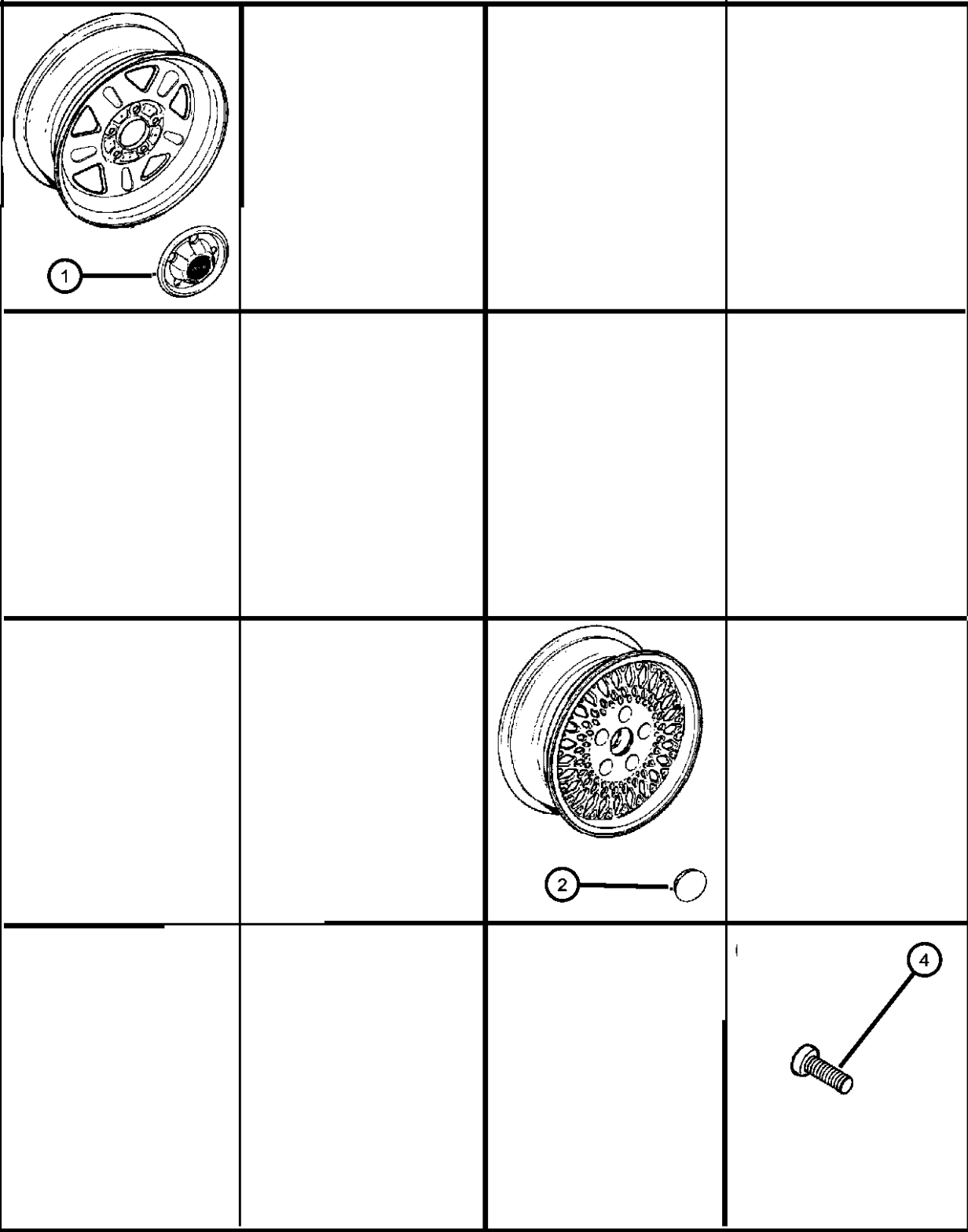
Wheels and Hardware
Figure 22-110



ITEM	PART NUMBER	QTY	LINE	SERIES	BODY	ENGINE	TRANS	TRIM	DESCRIPTION
Note: Sales Code: WJW = 15 x 7.0 Aluminium 'Ecco' WJ1 = 15x7.0 Aluminum 5 Spoke WJ7 = 15 x7.0 Luxury Auminium									
1	5EE80TAE	4							WHEEL, Aluminum
		1							15 X 7.0 Aluminium 'Ecco' (WJW)
									Spare 15 X 7.0 Aluminium 'Ecco' (WJW)
2	5GC85MA8AA	4							WHEEL, Aluminum
		1							15 X7.0 Aluminium, 5 Spoke (WJ1)
									Spare 15 X7.0 Aluminium, 5 Spoke (WJ1)
3	5CC18KS7	4							WHEEL, Aluminum
		1							15 x 7.0 Luxury Aluminium (WJ7)
									Spare 15 x 7.0 Luxury Aluminium (WJ7)
4	J4006956	20							NUT, Wheel, .50x20
5	34202523	12							SCREW, Hex Flange Head, M4.8x1.59x11.00
-6	02073355	4							STEM, Wheel Valve

AR = use ase required - = Non illustrated part

Wheel Cap
Figure 22-210

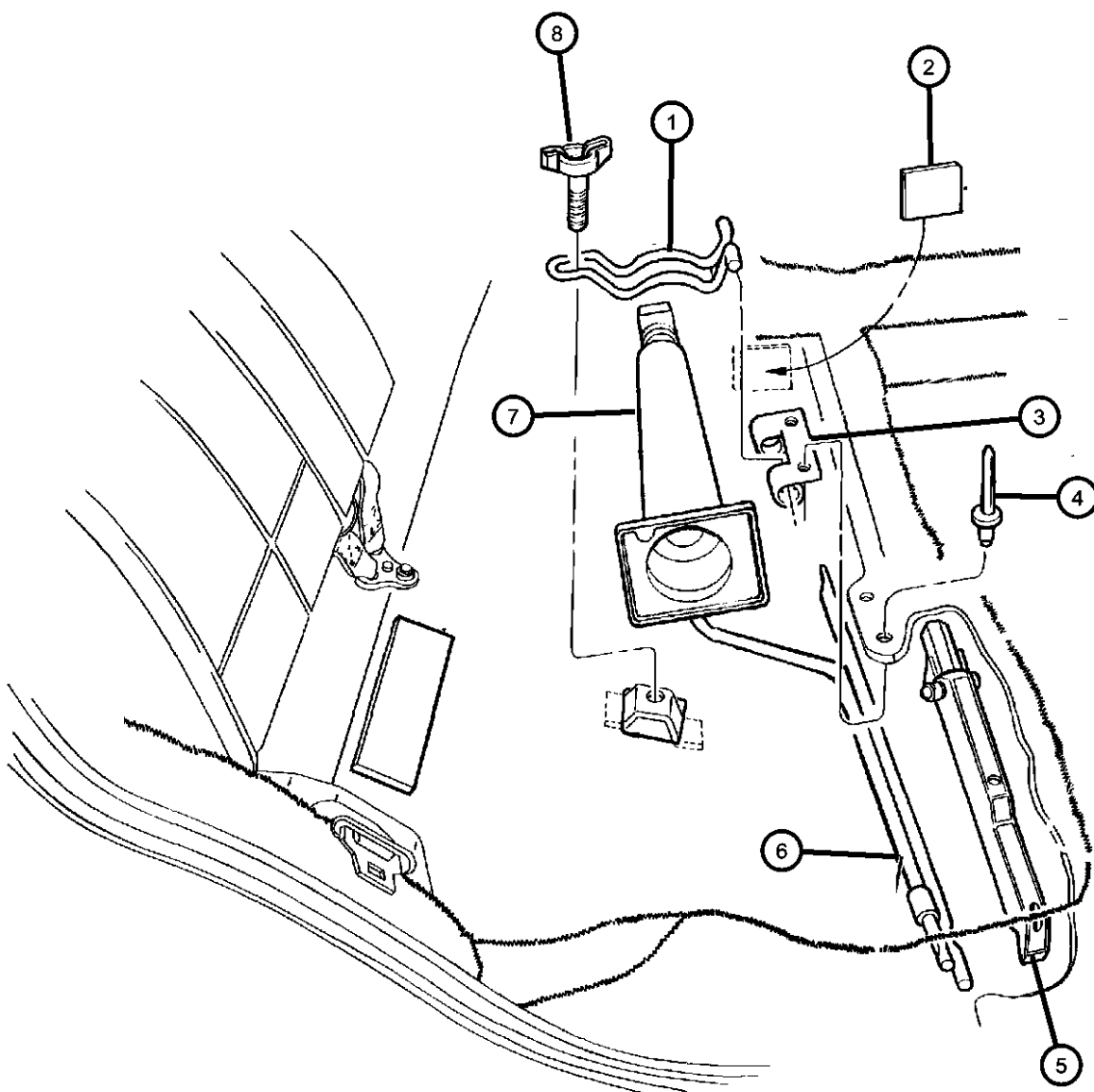


ITEM	PART NUMBER	QTY	LINE	SERIES	BODY	ENGINE	TRANS	TRIM	DESCRIPTION
------	-------------	-----	------	--------	------	--------	-------	------	-------------

Note: Sales Code: WJW = 15 x 7.0 Aluminium 'Ecco' WJ1 = 15 x 7.0 Alumnium, 5 Spoke WJ7 = 15x7.0 Aluminum Luxury									
1	5CF97L3X	4							CAP, Wheel Center, Brushed Aluminum "Jeep" Name, 15x7.0 Luxury Aluminium (WJ7)
2	5DY07TA8	4							CAP, Wheel Center, 15x7.0 Aluminium 5 Spoke (WJ1)
-3	5DY07TAE	4							CAP, Wheel Center, 15x7.0 Aluminum 'Ecco' (WJW)
4	34202523	12							SCREW, Hex Flange Head, M4.8x1.59x11.00

AR = use ase required - = Non illustrated part

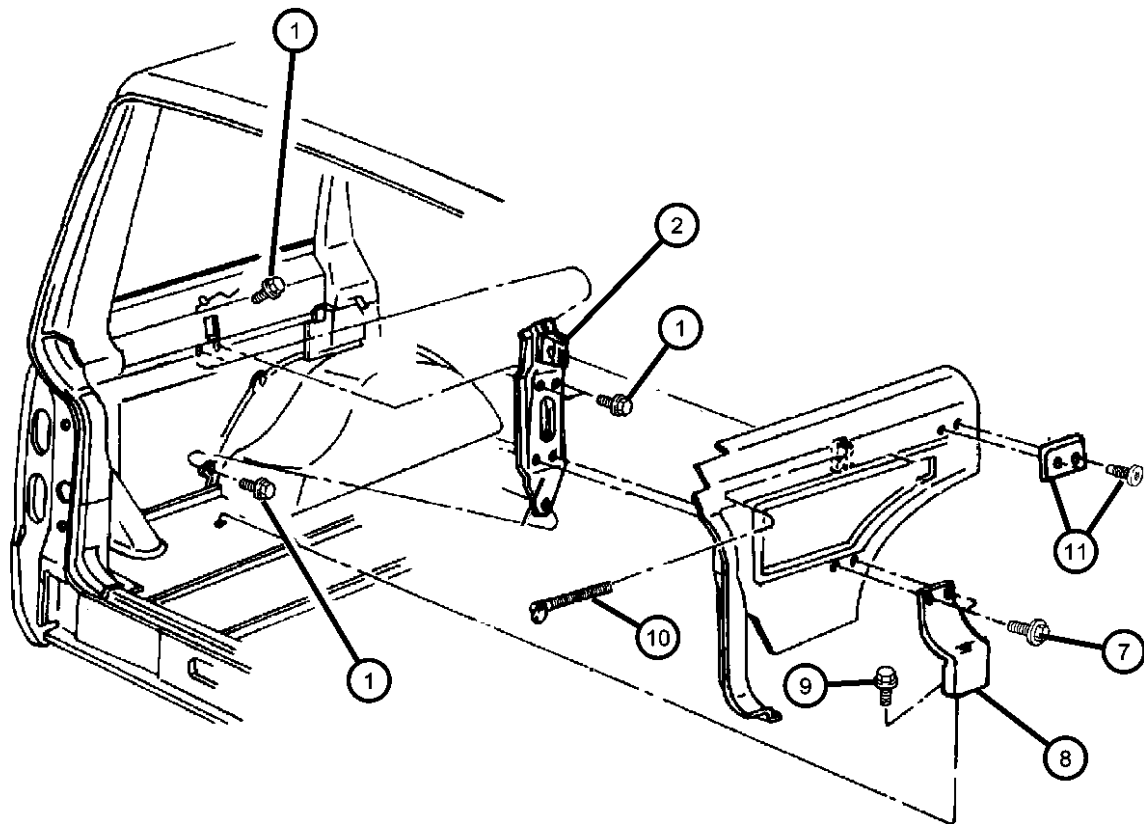
Jack Stowage
Figure 22-310



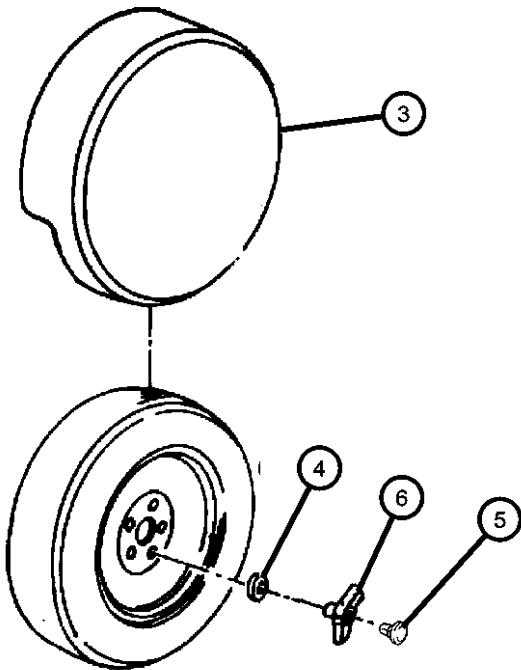
ITEM	PART NUMBER	QTY	LINE	SERIES	BODY	ENGINE	TRANS	TRIM	DESCRIPTION
1									RETAINER, Jack Hold Down
	52003474AB	1							
	56022649AA	1							Argentina
2	56022649AA	1							LABEL, Jack Ok, (NOT SERVICED),
3	52001202	1							BRACKET, Jack
4	34201684	2							RIVET, M3.18x2.37
5	52003583	1							WRENCH, Wheel Lug Nut
6	52000221	1							HANDLE, Jack
7									JACK
	52059104	1							
	56022650AA	1							Argentina
8	52000354	1							WINGSCREW

AR = use ase required - = Non illustrated part

Wheel, Spare
Figure 22-410



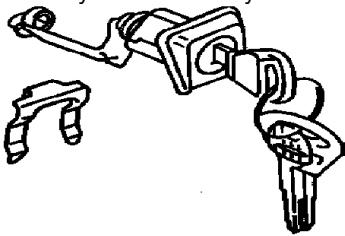
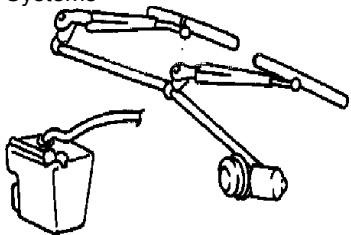
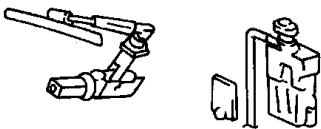
ITEM	PART NUMBER	QTY	LINE	SERIES	BODY	ENGINE	TRANS	TRIM	DESCRIPTION
1	34201381	2	J, U						SCREW, Hex Flange Head Tapping, M6x1.00x20.00
2	55235195AB	1							BRACKET, Swing Bolt Retainer
3									COVER, Inside Spare Tire
	5FM76VK9AC	1							Dark Suede
	5FM76LAZAD	1							Agate
	5GW491K9AA	1							Agate, LT235/75R15 BSW All Terrain, Argentina
	5GW49LAZAA	1							Dark Suede, Lt235/75R15 BSW All Terrain, Argentina
	5GY67LAZAA	1							Agate, P235/70R15 OWL All Season, Venezuela
	5GY67VK9AA	1							Dark Suede, P235/70R15 OWL All Season, Venezuela
4	52087669	1							CUP, Spare Tire Retention
5	52000733	1							CAP, Spare Tire Wing Nut
6	06503070	1							WINGNUT, Jack and Tire Hold Down
7	34201610	2							SCREW AND WASHER, Hex Head, M6x1x30
8	55000859	1							BRACKET, Spare Tire
9	55000859	1							SCREW, (NOT SERVICED)
10	55235181AC	1							BOLT, Spare Wheel Hold Down
11	55235181AC	1							REST, Spare Tire, (NOT SERVICED)



AR = use ase required - = Non illustrated part

Group - 23D

Wiper/Lock Cylinder and Keys

<div><div>23D-100</div><div>Lock Cylinders and Keys</div></div>	<div><div>23D-200</div><div>Windshield Wiper and Washer Systems</div></div>	<div><div>23D-300</div><div>Rear Wiper and Washer System</div></div>	
---	--	--	--

Group - 23D Wiper/Lock Cylinder and Keys

Illustration Title

Group-Fig. No.

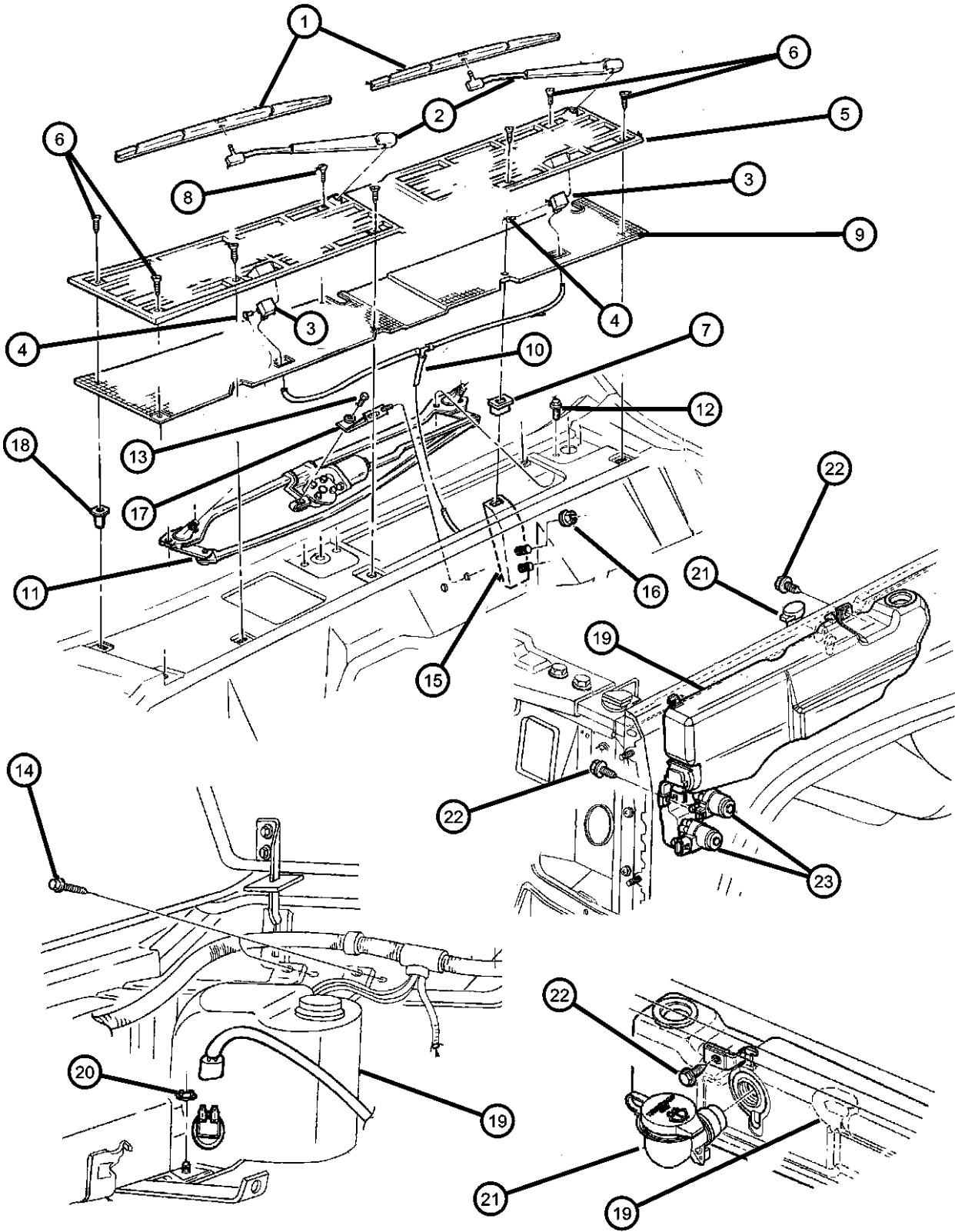
Lock Cylinders and Keys	
Lock Cylinders and Keys	Fig. 23D - 120
Windshield Wiper and Washer Systems	
Windshield Wiper and Washer (LHD)	Fig. 23D - 220
Windshield Wiper and Washer (RHD)	Fig. 23D - 222
Rear Wiper and Washer System	
Rear Wiper and Washer	Fig. 23D - 320

Lock Cylinders and Keys
Figure 23D-120

										ITEM	PART NUMBER	QTY	LINE	SERIES	BODY	ENGINE	TRANS	TRIM	DESCRIPTION
										1	05003843AA	1							CYLINDER, Ignition Lock
										-2	04864651	1							CYLINDER, Door Lock
										3	04778125	1							CYLINDER LOCK, DOOR OR LIFTGATE, BRIGHT
										4	04746315	AR							CYLINDER, Glove Box Lock
										5	55075824	1							LEVER, Door Lock Cylinder
										6	55075838	1							LEVER, Liftgate Lock Cylinder
										7	05003378AC	1							MODULE PACKAGE, Keyless Entry
										8	56036862AB	2							TRANSMITTER, Keyless Entry
										9	83504802	2							BATTERY, Transmitter
										10									CLIP, Latch
											04658444	1							Purple
											04658445	1							Orange
										11	06026125	1							CLIP, Retainer
										12	05010366AA	2							KEY, Master
										13	05257132	1							TUMBLER, Ignition Number 1
										14	05257133	AR							TUMBLER, Ignition Number 2
										15	05257134	AR							TUMBLER, Ignition Number 3
										16	05257135	1							TUMBLER, Ignition Number 4
										17	04778117	1							TUMBLER, Door and Deck Number 1, Wide
										18	04778118	1							TUMBLER, Door and Deck Number 2, Wide
										19	04778119	1							TUMBLER, Door and Deck Number 3, Wide
										20	04778120	1							TUMBLER, Door and Deck Number 4, Wide
										21	04778150	1							SHUTTER, Door, Deck and Liftgate, Bright
										22	04778121	1							SPRING, Door and Deck Tumbler
										23	04882178	1							CAP, Door Lock Cylinder
										-24	56009920AD	1							LABEL, General Information, Immobilizer Transmitter/Receiver
										-25	55314965AB	1							TRIM RING, Ignition Key Cylinder

AR = use ase required - = Non illustrated part

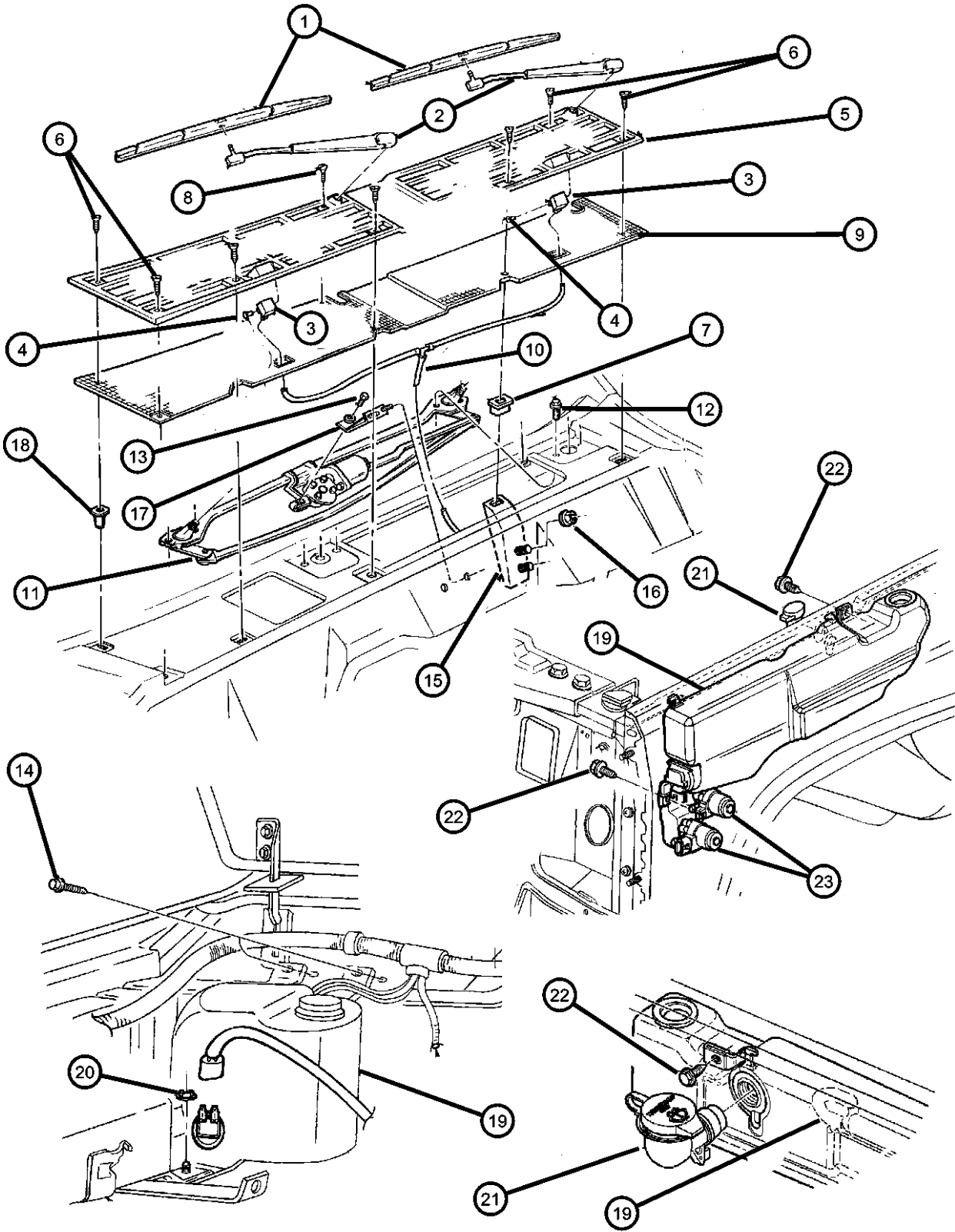
Windshield Wiper and Washer (LHD)
Figure 23D-220



ITEM	PART NUMBER	QTY	LINE	SERIES	BODY	ENGINE	TRANS	TRIM	DESCRIPTION
1	55155650	1	J, T						BLADE, Wiper
	WBFLAT01AA								Mopar Alternative Flat Blade Set
	WBW00018AD								Mopar Alternative Winter Wiper Blades
	WB000018AE								Mopar V-Line Alternative Part
	55155652	1	U		74				
2	55154919AB	1							ARM, Wiper
3	56001601	2							NOZZLE, Washer, Windshield
4	J4004262	2							PIN, Push, .15x.41
5	55008832AB	1	J, T						GRILLE, Cowl Panel
6	34201230	4							SCREW, Round Washer Head AB
7	34201872	2							NUT, Snap In, M4.2 x 1.41
8	34201872	2							SCREW, .164-18x.625, (NOT SERVICED)
9	55008833	1	J, T						SCREEN, Cowl
10	55155041AC	1							HOSE, Windshield Washer
11									MOTOR, Wiper
	04856478	1	J, T						Without Pivot
	R4856478								Mopar Remanufactured Part
	55155297	1	J, T						With Pivot
12	34201496	4							SCREW, Pan Plastite, M7.25x3.18x25.00
13	34201389	2							BOLT, Hex Flange Head, M12x1.18x35
14	06101786	2							SCREW, Self Tapping, M6x1x15
15	55235370AB	1	J, T						BRACKET, Grille To Cowl Extension
16	34201358	2							NUT AND WASHER, Hex Nut-Sealing Washer, M6 x 1.00
17									BRACKET, Wiper Motor
	55003036	1	J, T						Without Grommet
	55154526	1	J, T						With Grommet
18	J4005242	5							NUT, Push
19									RESERVOIR, Washer
	04778344	1							With Sensor
	04778345	1							Without Sensor
20	06100047	1							NUT AND WASHER, Hex Nut-Coned Washer, M6 x 1.00
21	55154812AB	1							FILLER NECK AND CAP, Washer Reservoir
22	06033567	2							BOLT AND WASHER, Hex Head, .19-16x.75
23									PUMP, Washer, Windshield
	04778347	1							Front
	04778348	1							Rear

AR = use ase required - = Non illustrated part

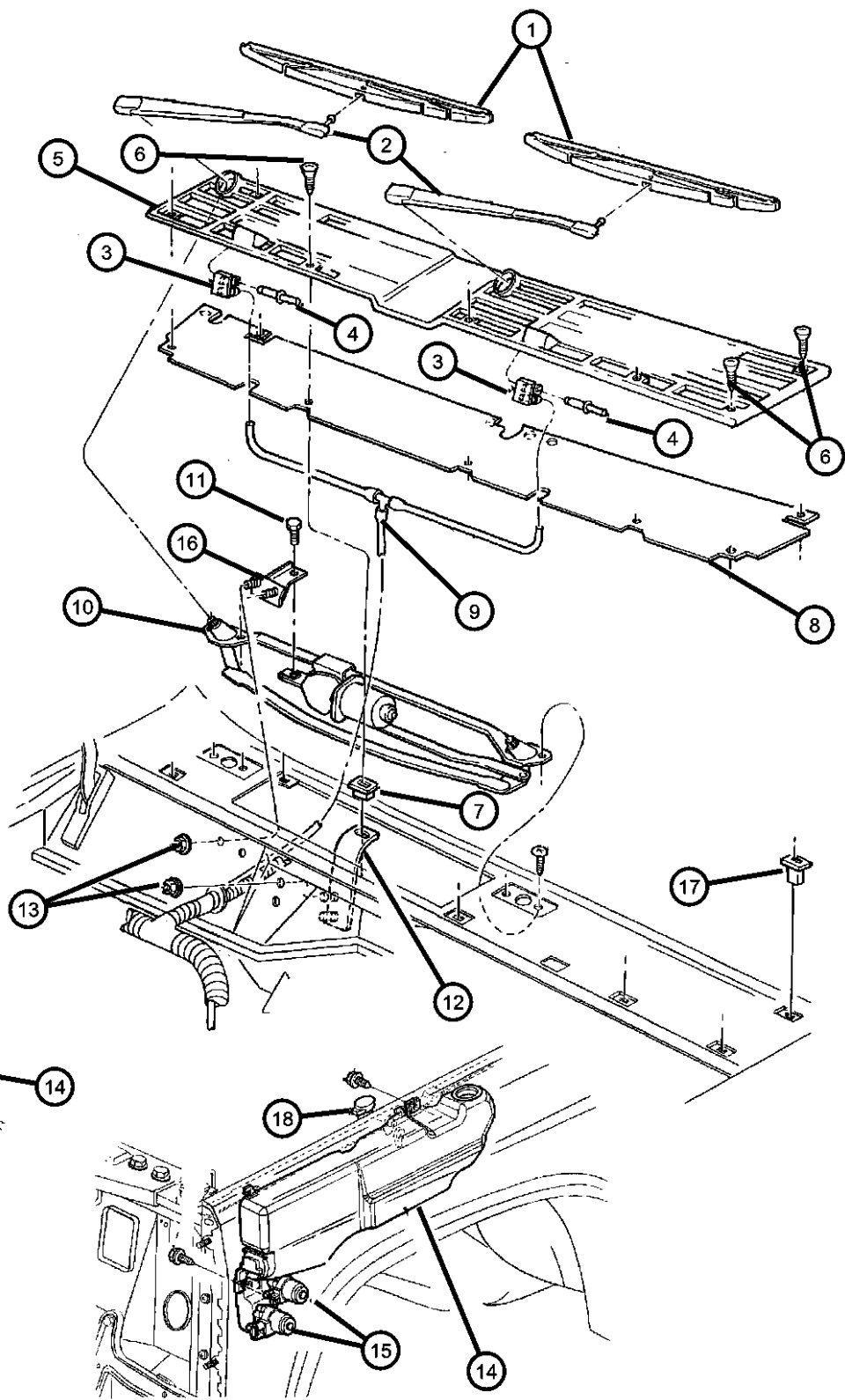
Windshield Wiper and Washer (LHD)
Figure 23D-220



ITEM	PART NUMBER	QTY	LINE	SERIES	BODY	ENGINE	TRANS	TRIM	DESCRIPTION
-24									GROMMET, Washer Reservoir
	04778346	1							Sensor With Pump
	04778350	1							Sensor With Dual Pump

AR = use ase required - = Non illustrated part

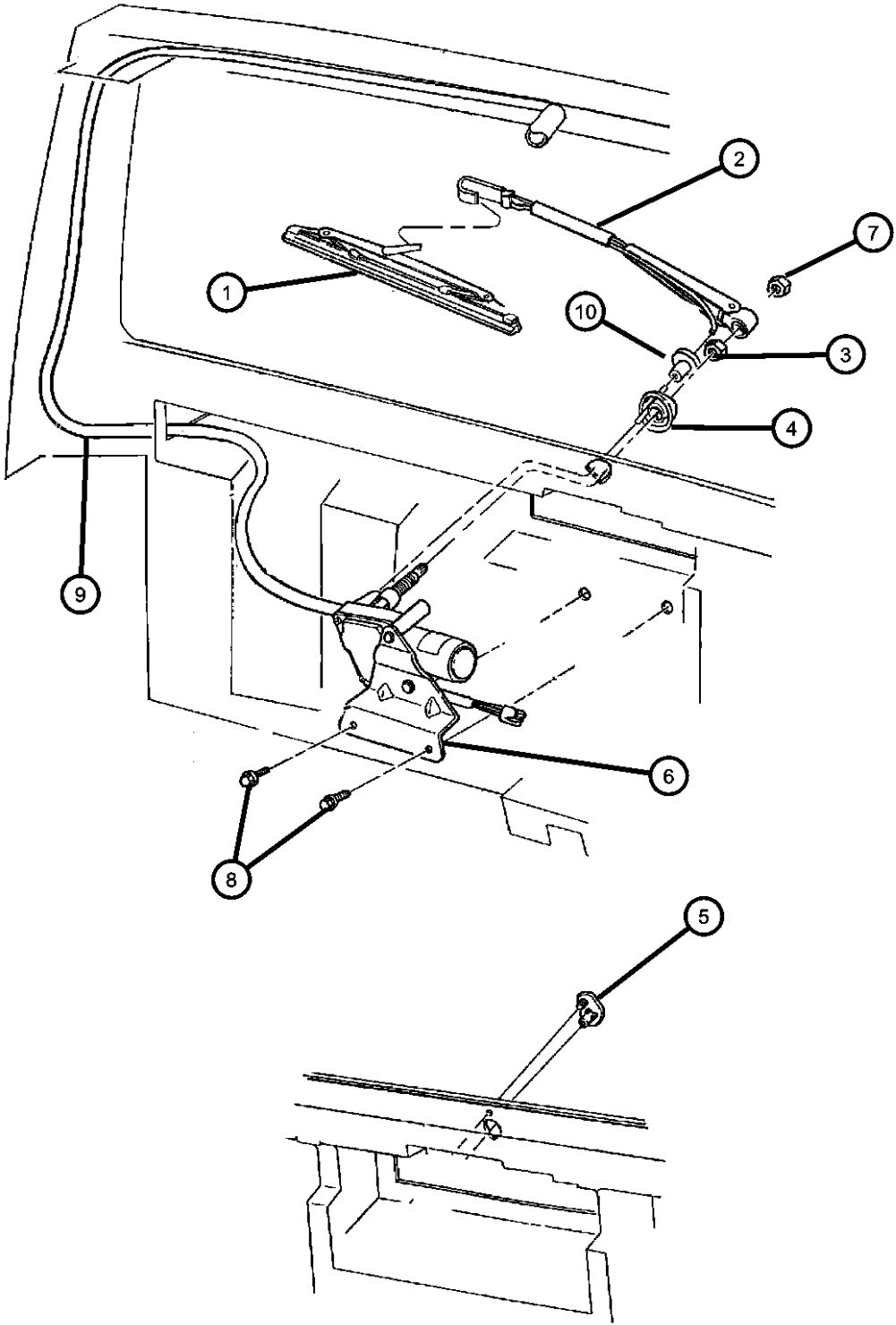
Windshield Wiper and Washer (RHD)
Figure 23D-222



ITEM	PART NUMBER	QTY	LINE	SERIES	BODY	ENGINE	TRANS	TRIM	DESCRIPTION
1	55155652	1	U		74				BLADE, Wiper
2	55155651	1	U		74				ARM, Wiper
3	56001601	2							NOZZLE, Washer, Windshield
4	J4004262	2							PIN, Push, .15x.41
5	55027696	1	U		74				GRILLE, Cowl Panel
6	34201230	7							SCREW, Round Washer Head AB
7	34201872	AR							NUT, Snap In, M4.2 x 1.41
8	55027697	1	U		74				SCREEN, Cowl
9	55027697	1							HOSE, Windshield Washer, 0156 ID=4MM, (NOT SERVICED)
10	55155300	1	U		74				MOTOR, Wiper
11	34201686	1							BOLT, Hex Flange Head, M12x1.18x35
12	55235371AB	1	U		74				BRACKET, Extension to Cowl Top
13	34201358	2							NUT AND WASHER, Hex Nut-Sealing Washer, M6 x 1.00
14	04778344	1							RESERVOIR, Washer
15	04778347	1							PUMP, Washer, Windshield
16	55154763	1	U		74				BRACKET, Wiper Motor
17	J4005242	5							NUT, Push
18	55154812AB	1							FILLER NECK AND CAP, Washer Reservoir
-19	04778346	1							GROMMET, Washer Reservoir
-20	04778350	1							GROMMET, Washer Reservoir
-21	55154979	1							SENSOR, Washer Fluid Level

AR = use ase required - = Non illustrated part

Rear Wiper and Washer
Figure 23D-320



ITEM	PART NUMBER	QTY	LINE	SERIES	BODY	ENGINE	TRANS	TRIM	DESCRIPTION
1	55154920AB	1							BLADE, Wiper
	WBW00013AD								Mopar Alternative Winter Wiper Blades
	WB000013AE								Mopar V-Line Alternative Part
2	55154919AB	1							ARM, Wiper
3	06502299	1							CAPS, M16x1.00
4	55154942AB	1							BEZEL, Liftgate Wiper Motor
5	55154939AB	1							PLUG, Liftgate
6	55154944AB	1							MOTOR, Wiper
7	06500165	1							NUT, Wiper Arm
8	06101780	3							SCREW, M6x1x25
9	55155041AC	1							HOSE, Windshield Washer
10									CLIP, Tube
	32000404	1	U		74				
	34201633	1	J, T						
-11	04778344	1							RESERVOIR, Washer
-12	04778348	1							PUMP, Washer, Windshield

AR = use ase required - = Non illustrated part

Group - 24

Air Conditioning & Heater

Group - 24 Air Conditioning & Heater

Illustration Title

Group-Fig. No.

Air Conditioner and Heater Units

Hevac Unit	Fig. 24 - 110
Hevac Unit, Severe Duty	Fig. 24 - 120

Air Conditioner and Heater Plumbing

Plumbing, Heater 2.5, 4.0L Engines, LHD	Fig. 24 - 210
Plumbing, Heater 2.5, 4.0L Engine, RHD	Fig. 24 - 220
Plumbing, Heater 2.5L Diesel Engine, LHD	Fig. 24 - 230
Plumbing, Heater 2.5L Diesel Engine, RHD	Fig. 24 - 240
Plumbing, Air Conditioning 2.5, 4.0L Engine, LHD	Fig. 24 - 250
Plumbing, Air Conditioning 2.5L Gas Engine, RHD	Fig. 24 - 260
Plumbing, Air Conditioning, 4.0L Engine, RHD	Fig. 24 - 270
Plumbing, Air Conditioning, Severe Duty.....	Fig. 24 - 275
Plumbing, Air Conditioning, 2.5L Diesel Engine, LHD.....	Fig. 24 - 280
Plumbing, Air Conditioning, 2.5L Diesel Engine, RHD	Fig. 24 - 290

Air Conditioner and Heater Controls

Control, Heater and Air Conditioning	Fig. 24 - 310
--	---------------

Air Conditioning Compressor

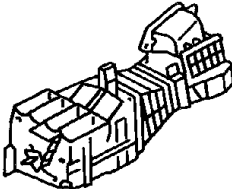
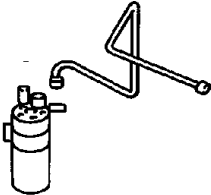
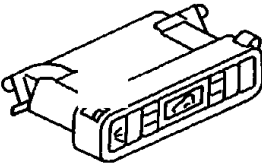
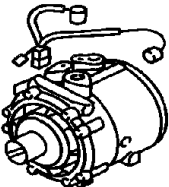

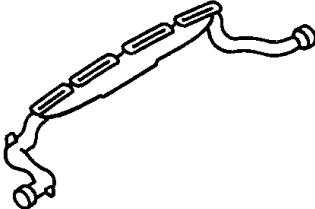
Compressor, Air Conditioning	Fig. 24 - 410
Compressor, Air Conditioning, Diesel.....	Fig. 24 - 415

Air Conditioning Compressor Mounting

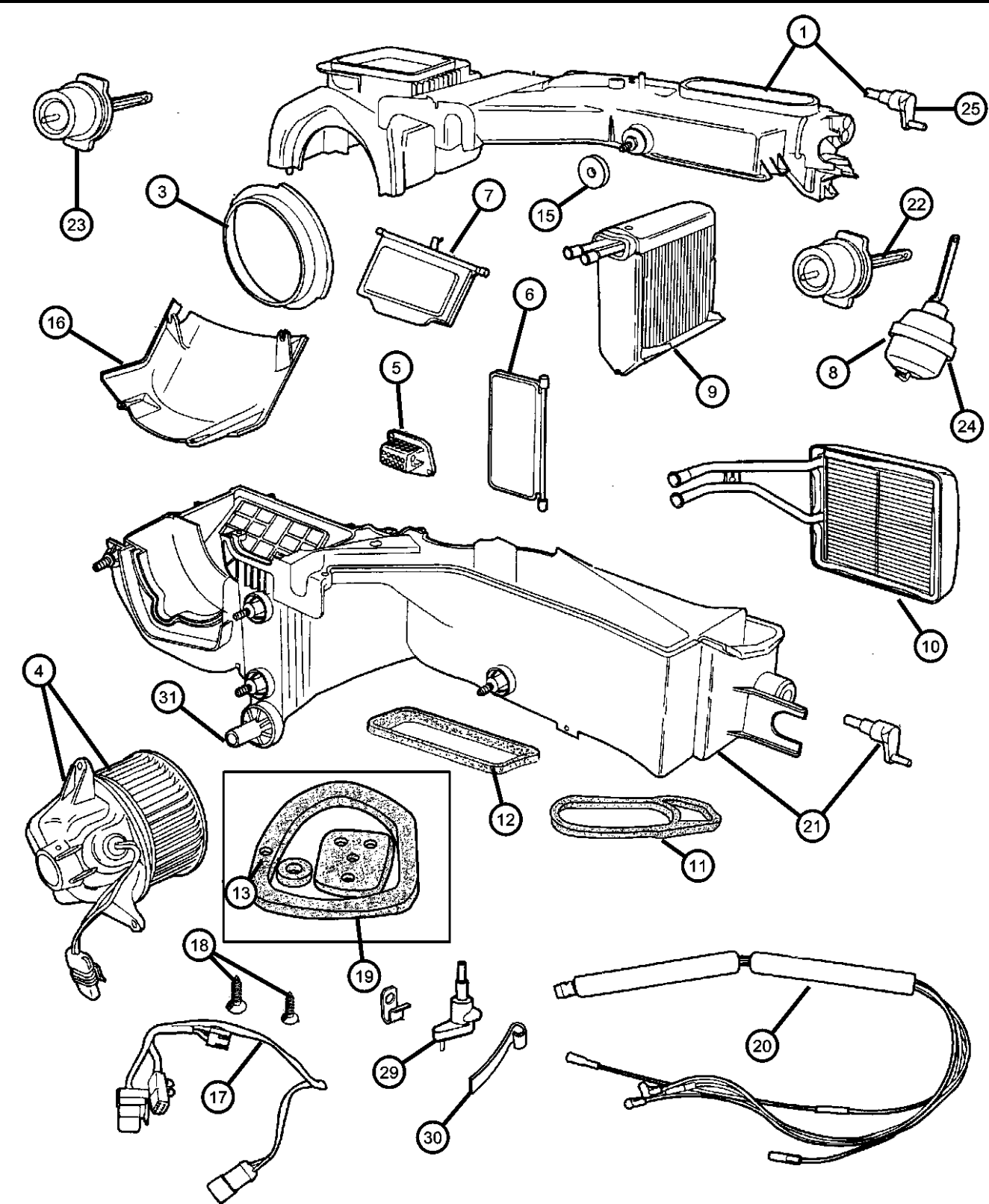
Compressor Mounting	Fig. 24 - 510
---------------------------	---------------

Air Ducts and Outlets

Air Distribution Ducts.....	Fig. 24 - 610
-----------------------------	---------------

<div><div>024-100</div><div>Air Conditioner and Heater Units</div><div></div></div>	<div><div>024-200</div><div>Air Conditioner and Heater Plumbing</div><div></div></div>	<div><div>024-300</div><div>Air Conditioner and Heater Controls</div><div></div></div>	<div><div>024-400</div><div>Air Conditioning Compressor</div><div></div></div>
<div><div>024-500</div><div>Air Conditioning Compressor Mounting</div><div></div></div>	<div><div>024-600</div><div>Air Ducts and Outlets</div><div></div></div>		

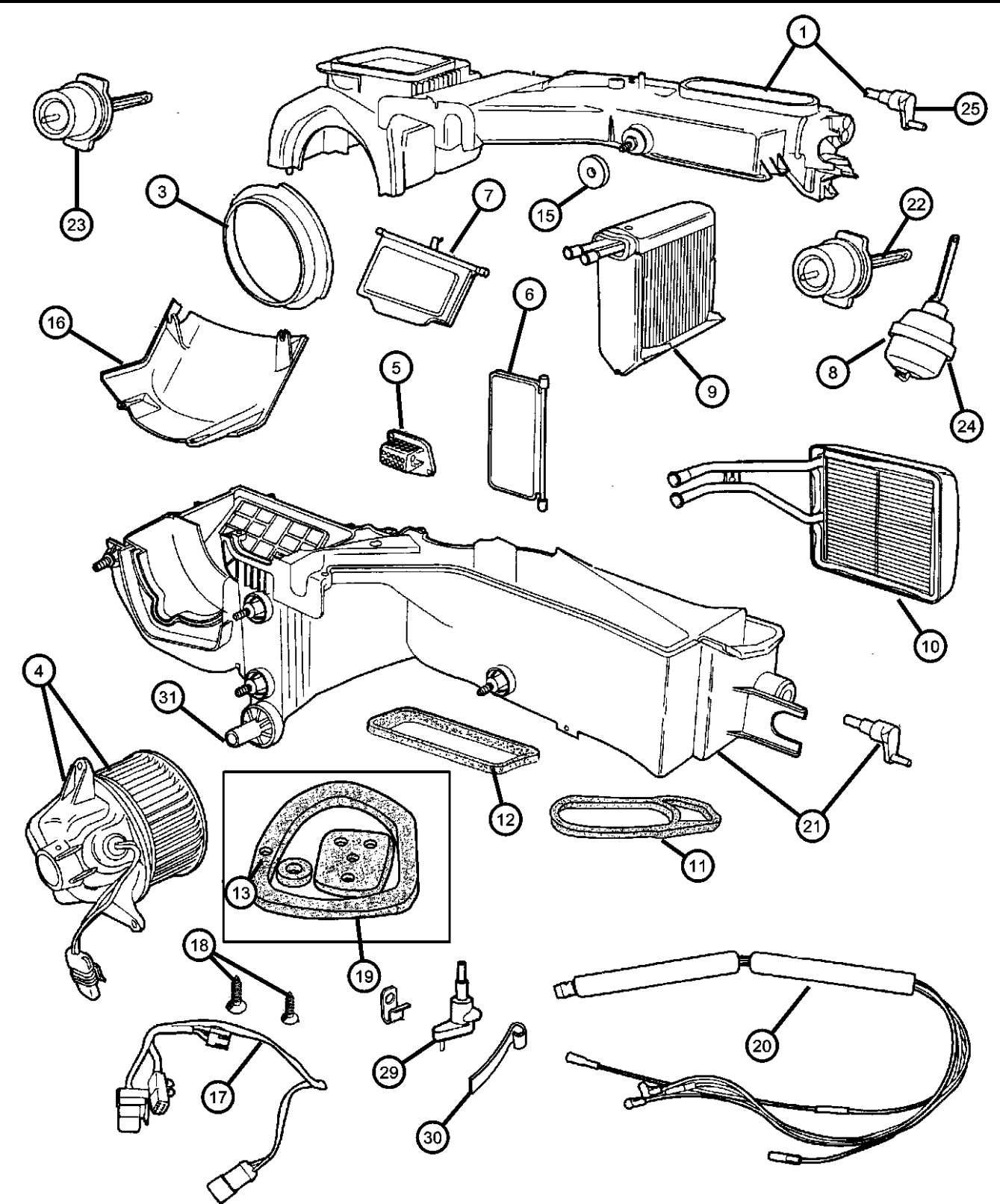
Hevac Unit
Figure 24-110



ITEM	PART NUMBER	QTY	LINE	SERIES	BODY	ENGINE	TRANS	TRIM	DESCRIPTION
1	04864943	1	J, T			ER0			HOUSING, A/C Upper
	04864945	1	U		74				Upper
-2	05013736AA	1	J, T						Upper
	05013739AA	1	U		74				HOUSING, Heater
3	04864951	1	J, T			ER0			RING
		1	U		74				
4	04864956	1	U		74				BLOWER
	04886150AA	1	J, T			ER0			
5	04864957	1	U		74				RESISTOR, Blower Motor
6	04897610AA	1	J, T						DOOR, Blend Air
	04897611AA	1	U		74				
7	04864992	1	J, T						DOOR, Fresh Air
	04864993	1	U		74				
8	04864994	1	J, T			ER0			ACTUATOR, Vacuum
		1	U		74				
9	04864999AB	1	J, T			ER0			EVAPORATOR KIT, A/C
	04874044AC	1	U		74				
10	04874045	1	J, T			ER0			CORE, Heater
	04874046	1	U		74				
11	04874063	1	J, T			ER0			SEAL, Demister
	04874065	1	U		74				
12	04874068	1	J, T			ER0			SEAL, Vent
		1	U		74				
13	04874069AB	1	J, T			ER0			SEAL, Drain To Dash
	04874070AB	1	U		74				
-14	04874071AB	1	J, T						SEAL, Drain Tube
	04874072AB	1	U		74				
15	55005519	1							WASHER, Sealing

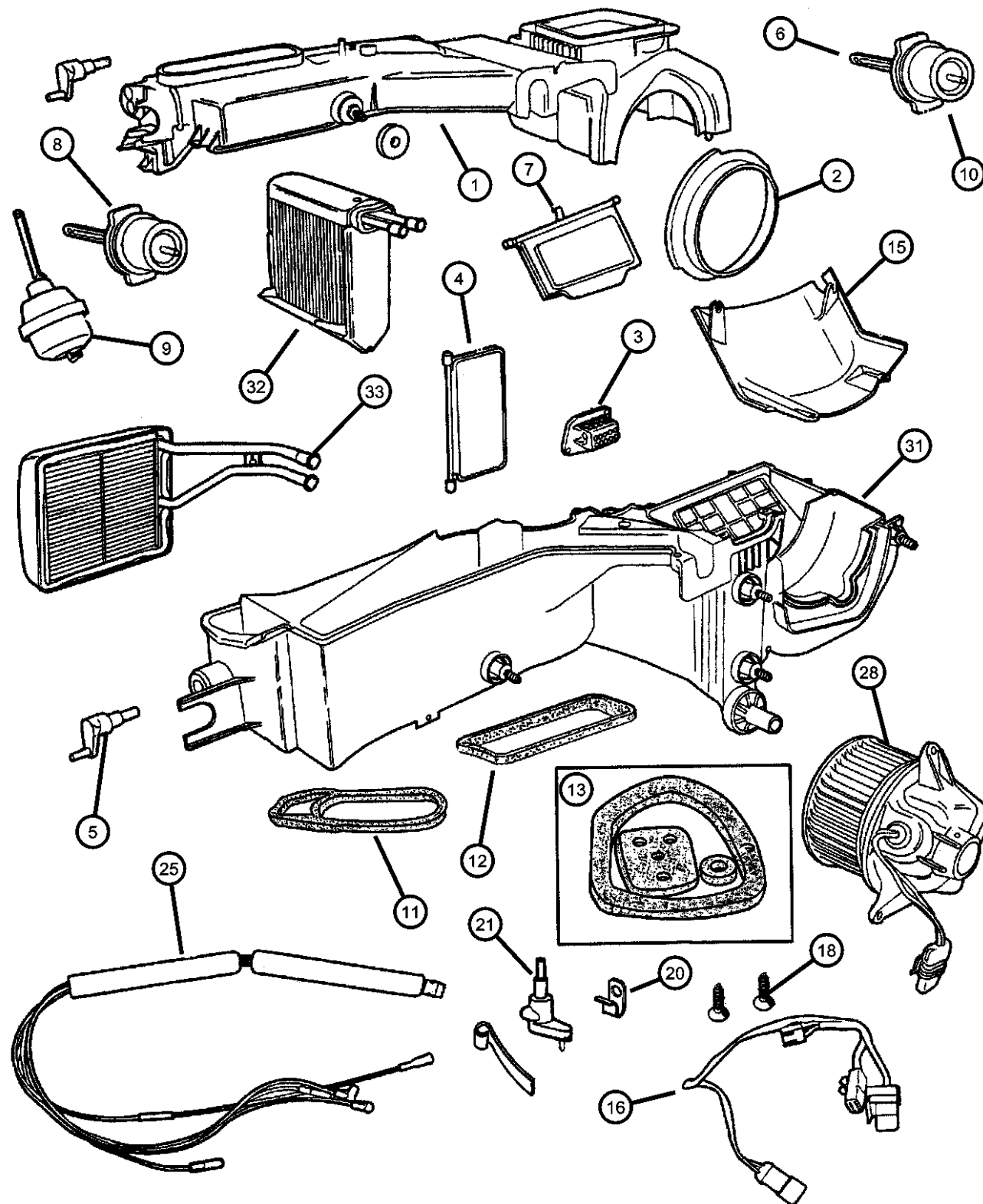
AR = use ase required - = Non illustrated part

Hevac Unit
Figure 24-110

										ITEM	PART NUMBER	QTY	LINE	SERIES	BODY	ENGINE	TRANS	TRIM	DESCRIPTION
										16	04874078	1	J, T			ER0			COVER, Recirculating Valve
											04874079	1	U		74				
										17	05013744AA	1	J, T		74				WIRING, Air Conditioning Module
												1	U		74				
										18	04734227	15	J, T		74				SCREW, Hex Head, M4.8-1.59x19
												15	U		74				
										19	04644388	4	J, T		74				CLIP, A/C Heater Housing
												4	U		74				
										20	05011340AB	1							HARNESS, Heater Vacuum
										21	05013735AA	1	J, T						HOUSING, A/C Lower
										22	04864995	2	J, T		74				ACTUATOR, Vacuum
												1	U		74				
										23	04864996	1	J, T						ACTUATOR, Vacuum
										24	05013741AA	1	J, T		74				ACTUATOR, Blend Door
												1	U		74				
										25	05013742AA	1	J, T						ADAPTER, Blend Door, A/C and Heater
											05013743AA	1	U		74				
										-26	05013744AA	1	J, T		74				WIRING, Air Conditioning Module
												1	U		74				
										-27	05013745AA	1	J, T						BRACKET, Blend Door Adapter, A/C and Heater
										-28	05014108AA	1	J, T						LEVER, Defroster Door
										29	04897628AA	1	U		74				LEVER, Blend Air Door
											04897629AA	1	J, T						
										30	04874077	1	J, T						SPRING, A/C Heater Mode Door
												1	U		74				
										31	56000724AB	1							TUBE, Evaporator Housing

AR = use ase required - = Non illustrated part

Hevac Unit, Severe Duty
Figure 24-120

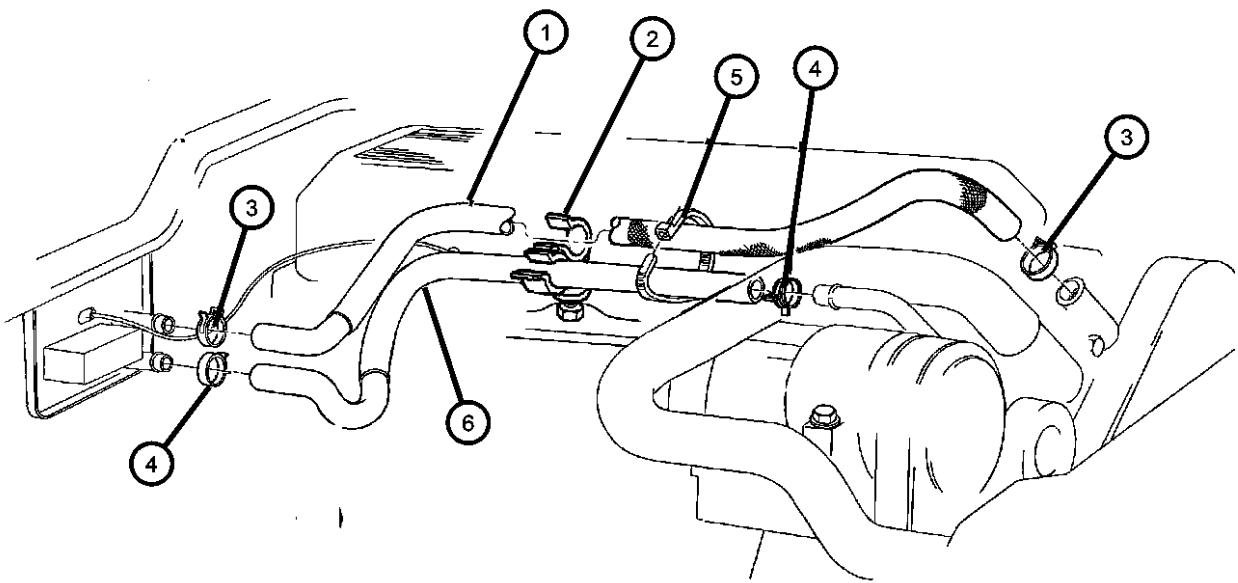


ITEM	PART NUMBER	QTY	LINE	SERIES	BODY	ENGINE	TRANS	TRIM	DESCRIPTION
1	04864945	1	U		74				HOUSING, A/C Upper
2	04864951	1	U		74				RING
3	04864957	1	U		74				RESISTOR, Blower Motor
4	04897611AA	1	U		74				DOOR, Blend Air
5	05013743AA	1	U		74				ADAPTER, Blend Door, A/C and Heater, Link Spacer
6	05013741AA	1	U		74				ACTUATOR, Blend Door, Electric
7	04864993	1	U		74				DOOR, Fresh Air
8	04864994	1	U		74				ACTUATOR, Vacuum, Defrost Door Actuator
9	04864995	1	U		74				ACTUATOR, Vacuum, Blend Door Actuator
10	04864996	1	U		74				ACTUATOR, Vacuum, Recycle Door Actuator
11	04874065	1	U		74				SEAL, Demister
12	04874068	1	U		74				SEAL, Vent
13	04874070AB	1	U		74				SEAL KIT, A/C And Heater Unit
-14	04897640AA	1	U		74				SEAL, Air Inlet
15	04874079	1	U		74				COVER, Recirculating Valve
16	05013744AA	1	U		74				WIRING, Air Conditioning Module
-17	06031087	5	U		74				WASHER, A/C Unit Mounting Stud
18	04734227	1	U		74				SCREW, Hex Head, M4.8-1.59x19
-19	06035322	1							SCREW
20	04644388	1	U		74				CLIP, A/C Heater Housing
21	05003013AA	1	U		74				LEVER, A/C Floor Door Duct
-22	05003014AA	1	U		74				DUCT AND SEAL, A/C And Heater Air Outlet
-23	05003015AA	1	U		74				DUCT, Aux A/C And Heater, Auxiliary Blower, Lower Duct
-24	05003016AA	1	U		74				DUCT, Aux A/C And Heater, Auxiliary Blower Transition Duct
25	05017519AA	1	U		74				VACUUM HARNESS, Heater and A/C, Auxiliary Blower Vacuum Harness
-26	05003018AA	1	U		74				INSULATOR, Air Conditioning, Upper Housing Top Insulation
-27	05003019AA	1	U		74				INSULATOR, Air Conditioning, Upper Housing Firewall Intulation
28	04864956	1	U		74				BLOWERPrimary
-29	05003020AA	1	U		74				MOTOR, Blower, Auxiliary Blower Motor, Severe Use
-30	56022231AA	1	U		74				CONTROL, A/C Thermostat
31	05017520AA	1	U		74				HOUSING, A/C And Heater, With Studs, Lever & Actuator, Lower
32	56022230AA	1	U		74	EP0, ER0			EVAPORATOR, Air Conditioning
33	04874046	1	U		74				CORE, Heater

AR = use ase required - = Non illustrated part

Plumbing, Heater 2.5, 4.0L Engines, LHD
Figure 24-210

ITEM	PART NUMBER	QTY	LINE	SERIES	BODY	ENGINE	TRANS	TRIM	DESCRIPTION
Note: Sales Code EP0 = 2.5L Gas Engine									
Note: Sales Code ER0 = 4.0L Engine									
1									HOSE, Heater Supply
	55036925AC	1	J, T			EP0			
	55037326AC	1	J, T			ER0			
2	55035933AB	1	J, T			EP0, ER0			BRACKET, Hose
3	06502018	1				EN0			CLAMP, Hose, M28.9 x 1.60
4									CLAMP, Heater Hose
	06502017	1	J, T			EP0			
		2	J, T			ER0			
5	04641780	1							STRAP, Tie
6									HOSE, Heater Return
	55036924AC	1	J, T			ER0			
	55036926AC	1	J, T			EP0			

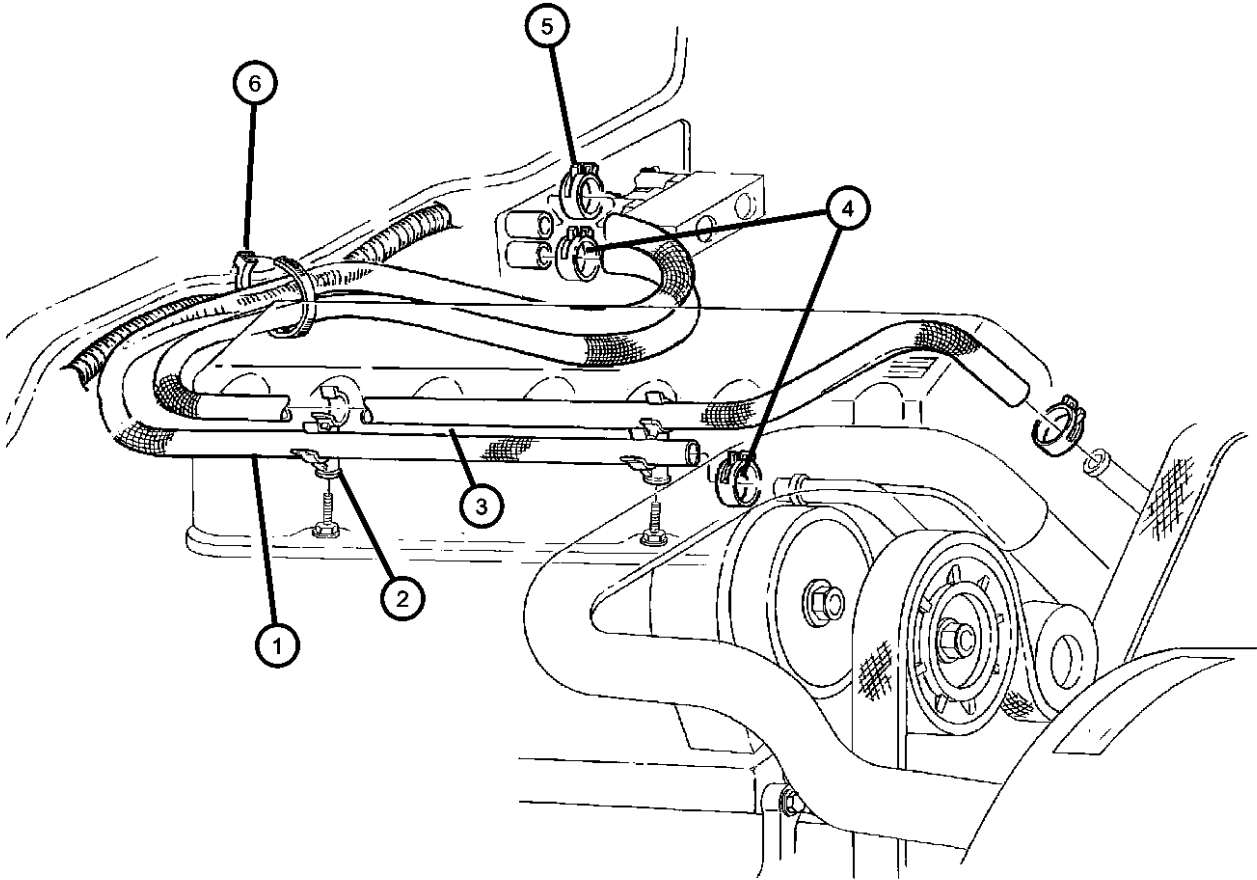


AR = use ase required - = Non illustrated part

Plumbing, Heater 2.5, 4.0L Engine, RHD
 Figure 24-220

ITEM	PART NUMBER	QTY	LINE	SERIES	BODY	ENGINE	TRANS	TRIM	DESCRIPTION
------	-------------	-----	------	--------	------	--------	-------	------	-------------

Note: Sales Code EP0 = 2.5L Gas Engine
 Note: Sales Code ER0 = 4.0L Engine

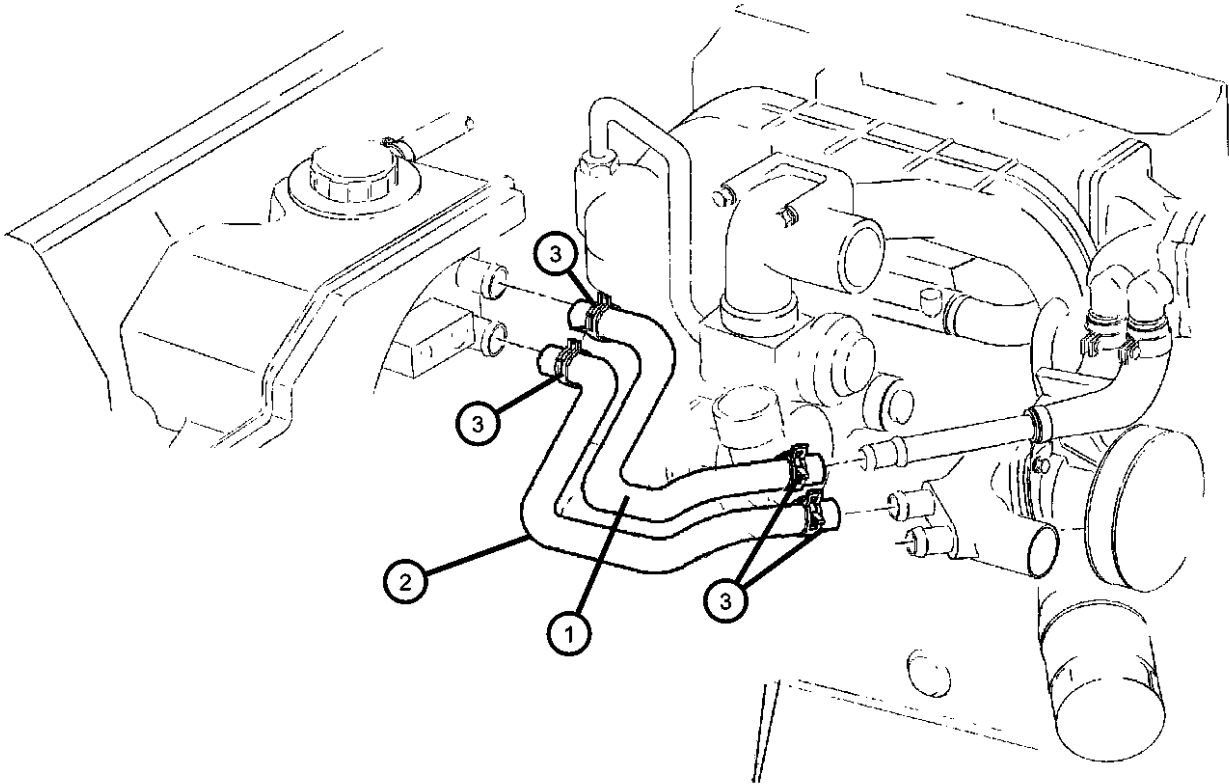


1									HOSE, Heater Return
	55037333AC	1	U		74	ER0			
	55037334AC	1	U		74	EP0			
2									BRACKET, Hose
	55035933AB	2	U		74	EP0, ER0			
		1	J, T			EP0, ER0			
3									HOSE, Heater Supply
	55037268AC	1	U		74	EP0			
	55037269AC	1	U		74	ER0			
4									CLAMP, Heater Hose
	06502017	1	U		74	ER0			
		2	U		74	EP0			
5	06502018	1	U		74	ER0			CLAMP, Hose, M28.9 x 1.60
6	04641780	2							STRAP, Tie

AR = use ase required - = Non illustrated part

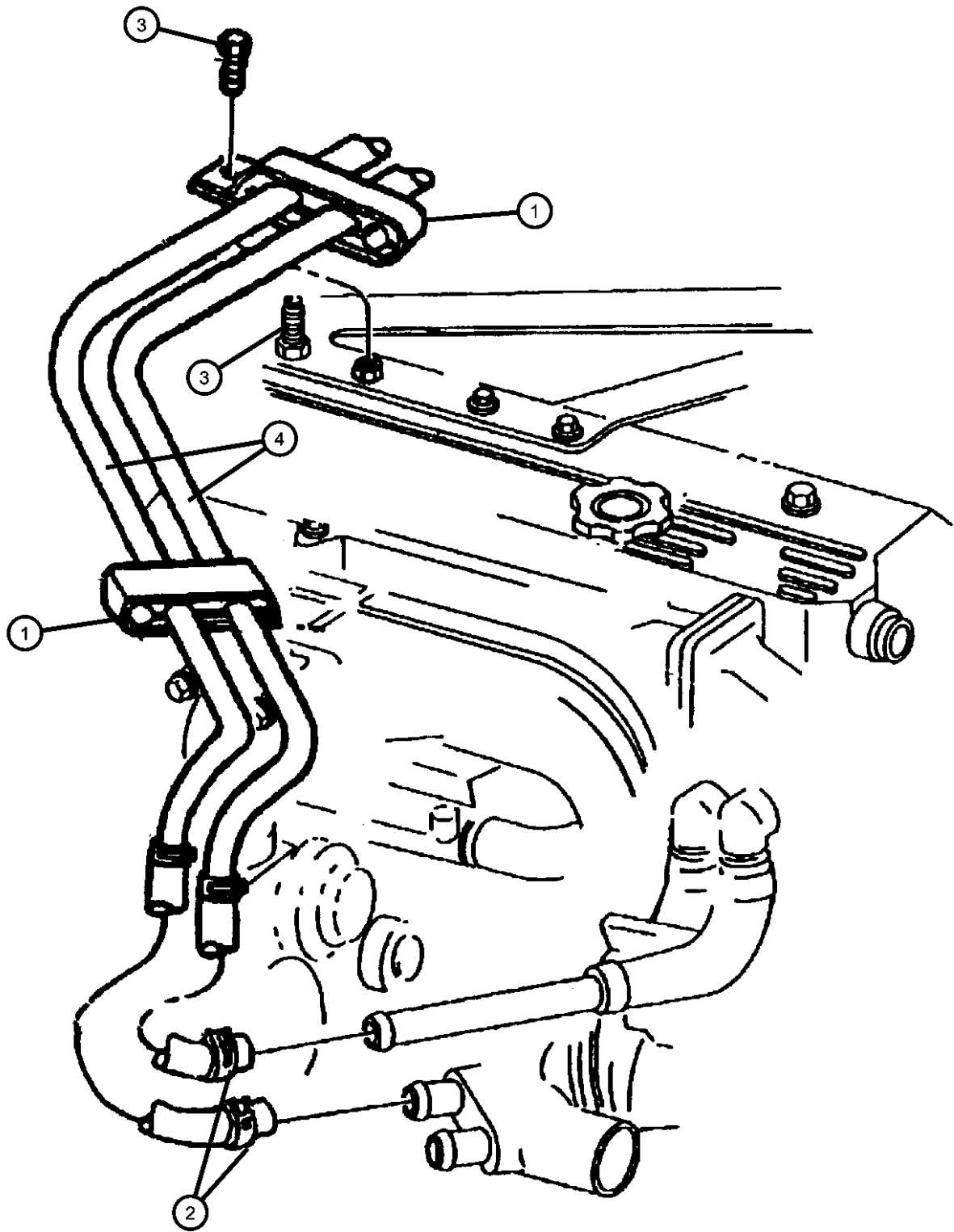
Plumbing, Heater 2.5L Diesel Engine, LHD
Figure 24-230

ITEM	PART NUMBER	QTY	LINE	SERIES	BODY	ENGINE	TRANS	TRIM	DESCRIPTION
Note: Sales Code EN0 = 2.5L Diesel Engine									
1	55037301	1	J, T			EN0			HOSE, Heater Supply
2	55037319	1	J, T			EN0			HOSE, Heater Return
3	06502017	2	J, T			EN0			CLAMP, Heater Hose



AR = use ase required - = Non illustrated part

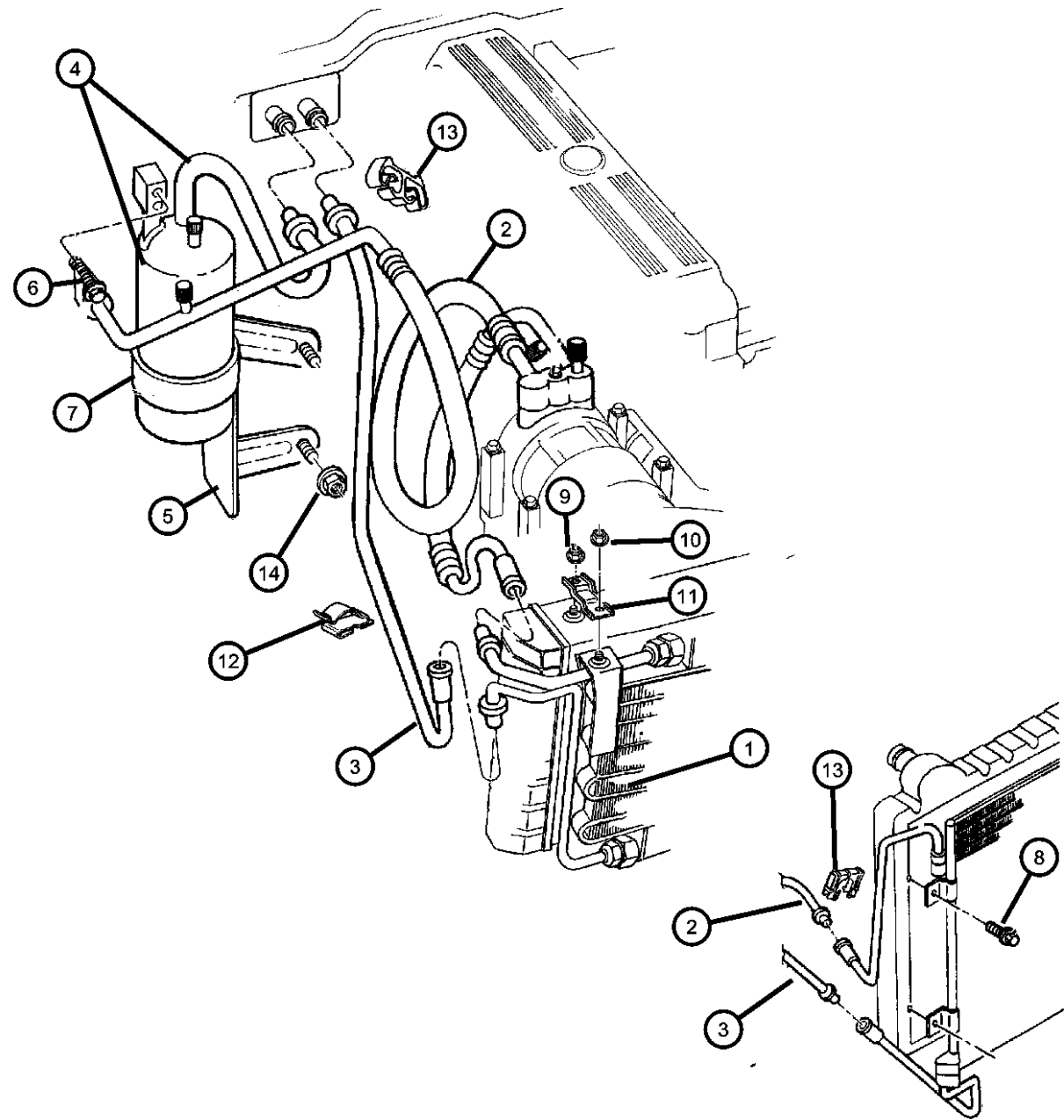
Plumbing, Heater 2.5L Diesel Engine, RHD
Figure 24-240



ITEM	PART NUMBER	QTY	LINE	SERIES	BODY	ENGINE	TRANS	TRIM	DESCRIPTION
Note: Sales Code EN0 = 2.5L Diesel Engine									
1	52001603	1	J, T			ENC			CLIP, Heater Hose
2	04546298	1	U		74	EN0			CLAMP, Heater Hose
3	04546298	1							SCREW, (NOT SERVICED)
4	52129121AB	1	U		74	EN0			HOSE AND TUBE, Heater Supply And Return

AR = use ase required - = Non illustrated part

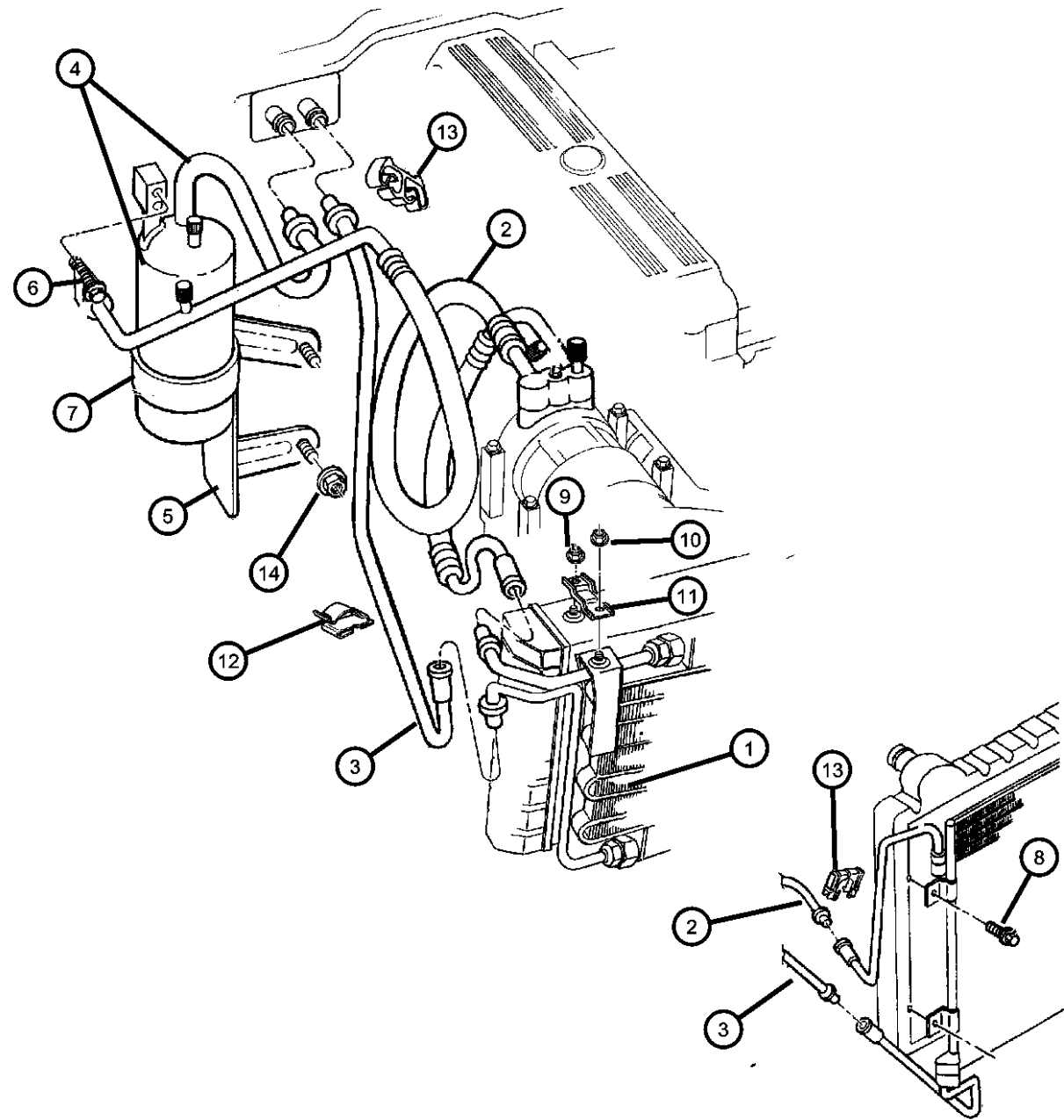
Plumbing, Air Conditioning 2.5, 4.0L Engine, LHD
Figure 24-250



ITEM	PART NUMBER	QTY	LINE	SERIES	BODY	ENGINE	TRANS	TRIM	DESCRIPTION
Note: Sales Code EP0 = 2.5L Gas Engine Note: Sales Code ER0 = 4.0L Engine									
1	55036595AD	1	J, T			EP0, ER0			CONDENSER, A/C
2									LINE, A/C Suction & Discharge
	55036635AC	1	J, T			ER0			
	55037492AA	1	J, T			EP0			
3									LINE, A/C Liquid
	55036632AC	1	J, T			ER0			
	55037218AC	1	U		74	ER0			
	55037495AA	1	U		74	EP0			
	55037554AA	1	J, T			EP0			
4									ACCUMULATOR, Suction Line
	55036630AD	1	J, T			EP0, ER0			
	55036649AD	1	U		74	EN0, ER0			
	55037479AC	1	U		74	EP0			
5									BRACKET, Accumulator
	55036619	1	J, T			EP0, ER0			
	55036620AD	1	U		74	EP0, ER0			
6	55036620AD	1							BOLT, Hex Flange Head, M8x1.25x30, (NOT SERVICED)
7	55037431AB	1	J, T			EP0, ER0			BAND, Accumulator Retaining
8	55037431AB	1							BOLT AND CONED WASHER, Hex Head, M8x30x20, (NOT SERVICED)
9	06503226	4							NUT, Hex Flange, M5x.8
10	06100814	2							NUT, Hex, M6
11									BRACKET, Radiator to Condenser
	56002231	2	U		74	EP0, ER0			
		2	J, T			EN0			
12	55037289	1				ER0			CLIP, A/C Liquid Line
13									CLIP, A/C Quick Disconnect
	04596152	3				EN0			Discharge
	04596153	1							Suction Line
14	06504997AA	3	J, T						SCREW
-15									O RING, A/C Suction Line
	04740401	1	J, T			ER0			
		1	U		74	ER0			
		2	U		74	EP0			
	04761737	1	J, T			EP0			
-16									O RING, A/C Liquid Line
	04741705	2	J, T			ER0			
		4	U		74	EP0			

AR = use ase required - = Non illustrated part

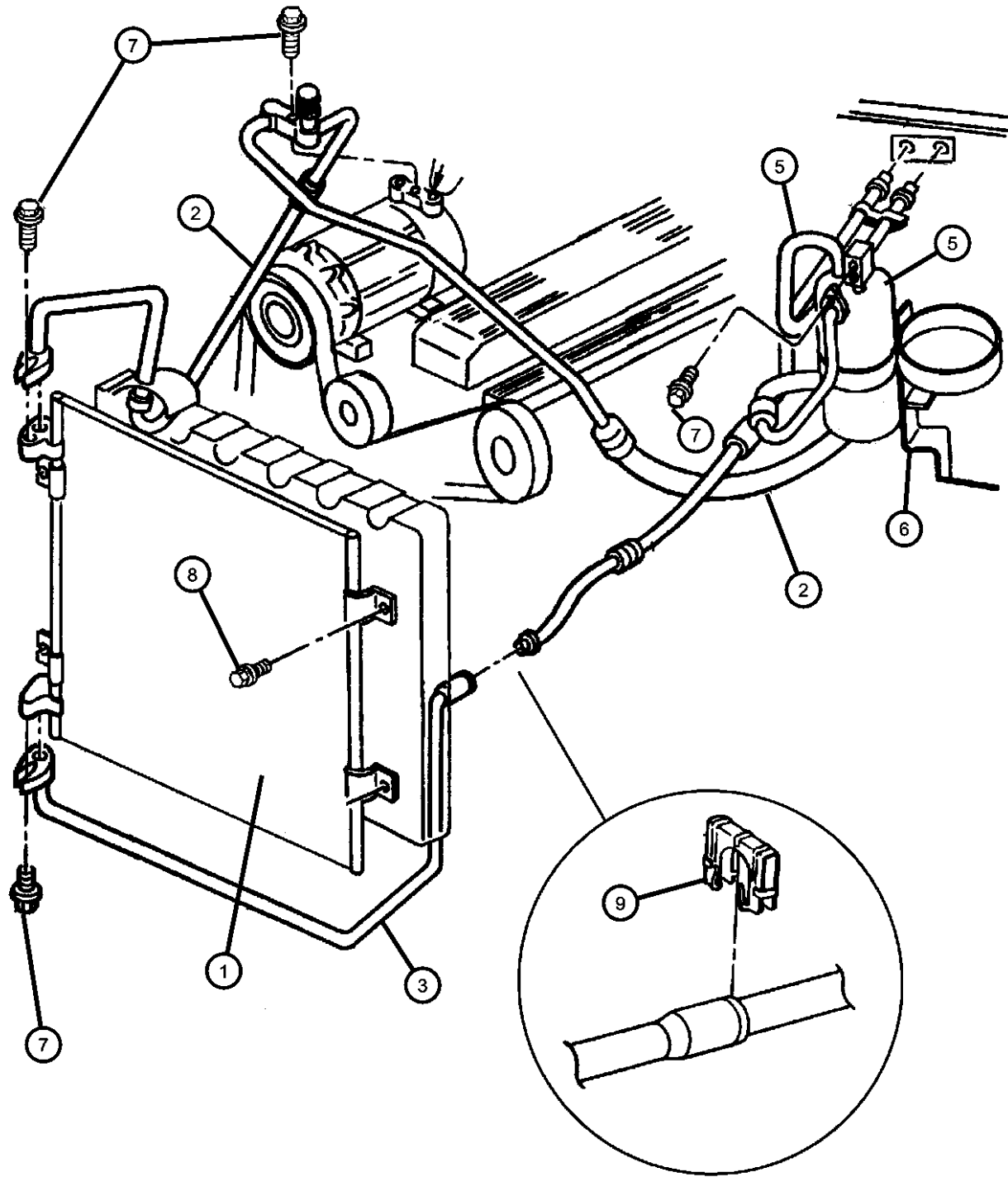
Plumbing, Air Conditioning 2.5, 4.0L Engine, LHD
Figure 24-250



ITEM	PART NUMBER	QTY	LINE	SERIES	BODY	ENGINE	TRANS	TRIM	DESCRIPTION
		1	J, T			EP0			
		2	U		74	ER0			
-17	04897617AA	1	J, T			ER0			SWITCH, A/C High Pressure Cut Off
		1	U		74	ER0			
		1	U		74	EP0			
-18	04882334	1	J, T			ER0			VALVE, A/C Discharge Line Check
		1	U		74	EP0			
-19	04882335	1	J, T			ER0			CAP, A/C Check Valve
		1	J, T			EP0			
		1	U		74	ER0			
-20	04762788	1	J, T			ER0			VALVE CORE, Service Port
		1	U		74	ER0			
-21	04728856	1	J, T			ER0			SPRING, Quick Disconnect
		2	U		74	EP0			
		1	U		74	ER0			
-22	04897614AA	1	J, T			EP0, ER0			SWITCH, A/C Cycling
		1	U		74	EN0, ER0			

AR = use ase required - = Non illustrated part

Plumbing, Air Conditioning 2.5L Gas Engine, RHD
Figure 24-260

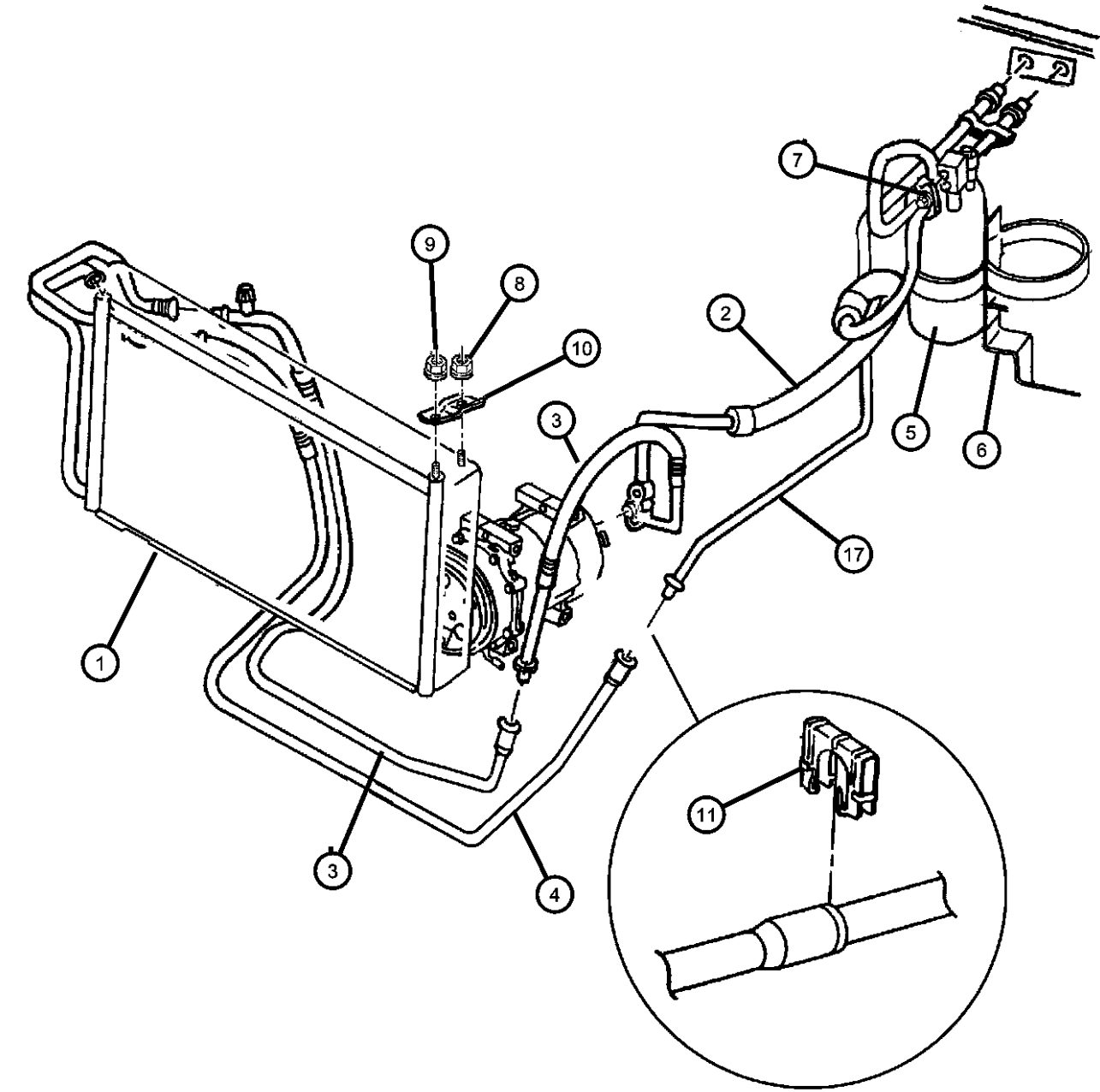


ITEM	PART NUMBER	QTY	LINE	SERIES	BODY	ENGINE	TRANS	TRIM	DESCRIPTION
Note: Sales Code EP0 = 2.5L Gas Engine									
1	55036595AD	1	J, T			EP0, ER0			CONDENSER, A/C
2	55037493AA	1	U		74	EP0			LINE, A/C Suction & Discharge
3	55037495AA	1	U		74	EP0			LINE, A/C Liquid
-4	55037220	1	U		74	EP0			BRACKET, A/C Line
5	55037479AB	1	U		74	EP0			ACCUMULATOR, Suction Line
6	55036620AD	1	U		74	EP0, ER0			BRACKET, Accumulator
7	55036620AD	1							BOLT, Hex Flange Head, M8x1.25x30, (NOT REQUIRED)
8	55036620AD	1							BOLT AND CONED WASHER, Hex Head, M8x30x20, (NOT SERVICED)
9									CLIP, A/C Quick Disconnect
	04596152	2				EP0			Discharge
	04596153	1							Suction Line
-10	04897617AA	1	U		74	ER0			SWITCH, A/C High Pressure Cut Off
-11	04740401	2	U		74	EP0			O RING, A/C Suction Line
-12	04882334	1	U		74	EP0			VALVE, A/C Discharge Line Check
-13	04882335	1	U		74	EP0			CAP, A/C Check Valve
-14	04761737	1	U		74	EP0			O RING, A/C Suction Line
-15	04723029	2	U		74	EP0			VALVE, A/C Discharge Line Check
-16	04728856	2	U		74	EP0			SPRING, Quick Disconnect
-17	04741705	2	U		74	EP0			O RING, A/C Liquid Line

AR = use ase required - = Non illustrated part

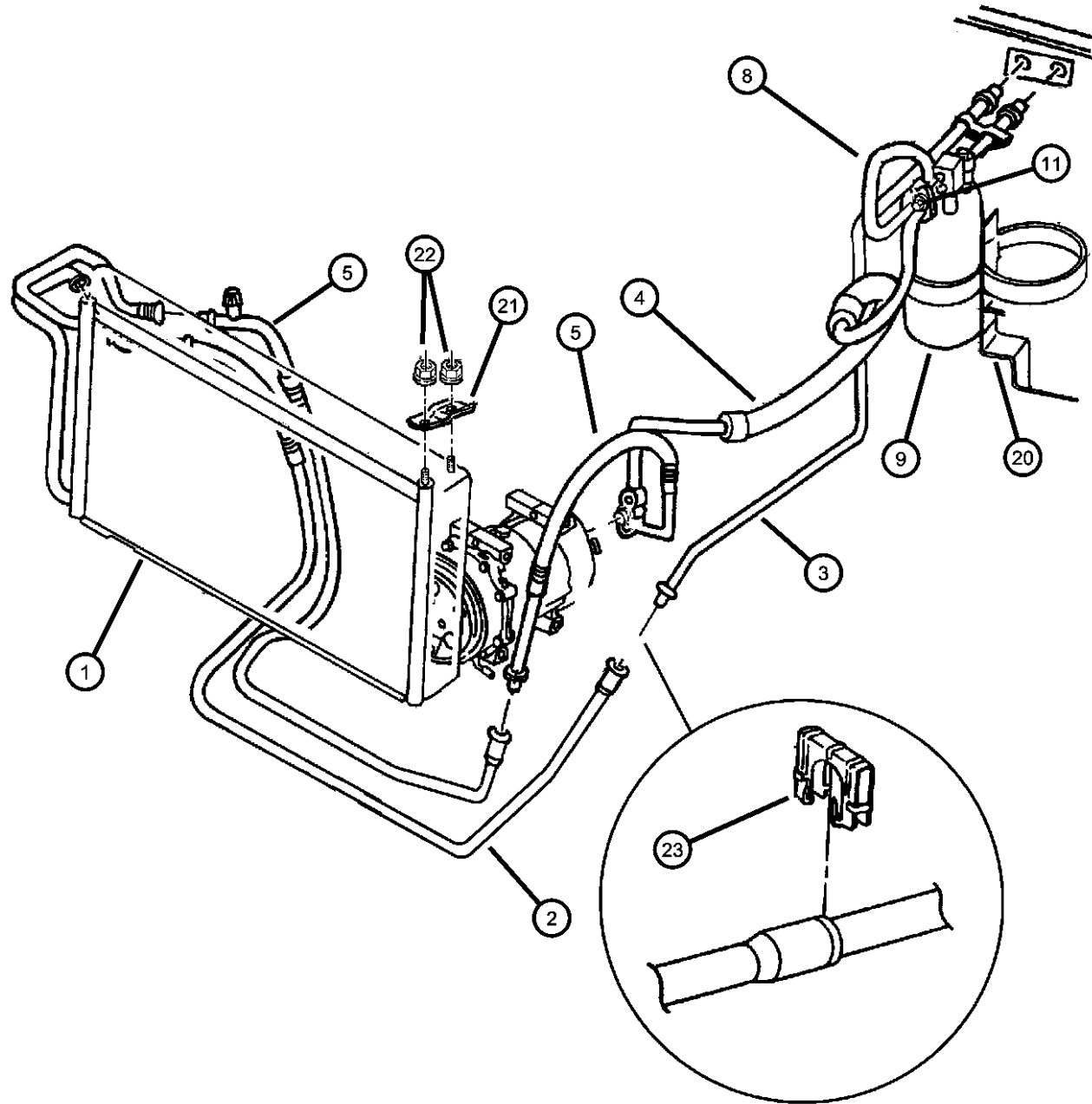
Plumbing, Air Conditioning, 4.0L Engine, RHD
Figure 24-270

ITEM	PART NUMBER	QTY	LINE	SERIES	BODY	ENGINE	TRANS	TRIM	DESCRIPTION
Note: Sales Code ER0 = 4.0L Engine									
1	04741705	2							CONDENSER, A/C, Purchased Locally, (NOT SERVICED)
2	55036638	1	U		74	ER0			LINE, A/C Suction & Discharge
3	55037446AB	1	U		74	ER0			LINE, A/C Discharge
4									LINE, A/C Liquid
	55036633AB	1	U		74	ER0			
	56022273	1	U		74	EP0, ER0			With Sales Code [XDN]
5	55036649AC	1	U		74	EN0, ER0			ACCUMULATOR, Suction Line
6	55036620AD	1	U		74	EP0, ER0			BRACKET, Accumulator
7	55036620AD	1							BOLT, Hex Flange Head, M8x1.25x30, (NOT SERVICED)
8	11502722	2							NUT, Hex Flange, M5x.8
9	06100814	2							NUT, Hex, M6
10	56002231	2	U		74	EP0, ER0			BRACKET, Radiator to Condenser
11									CLIP, A/C Quick Disconnect
	04596152	4	U		74	ER0			Discharge
	04596153	1							Suction Line
-12	04897617AA	1	U		74	ER0			SWITCH, A/C High Pressure Cut Off
-13	04740401	1	U		74	ER0			O RING, A/C Suction Line
-14	04723029	1	U		74	EN0, ER0			VALVE, A/C Discharge Line Check
-15	05264642	1	U		74	ER0			CAP, A/C Check Valve
-16	04762788	1	U		74	EN0			VALVE CORE, Service Port
17	55036633AC	1	U		74	ER0			LINE, A/C Liquid



AR = use ase required - = Non illustrated part

Plumbing, Air Conditioning, Severe Duty
Figure 24-275

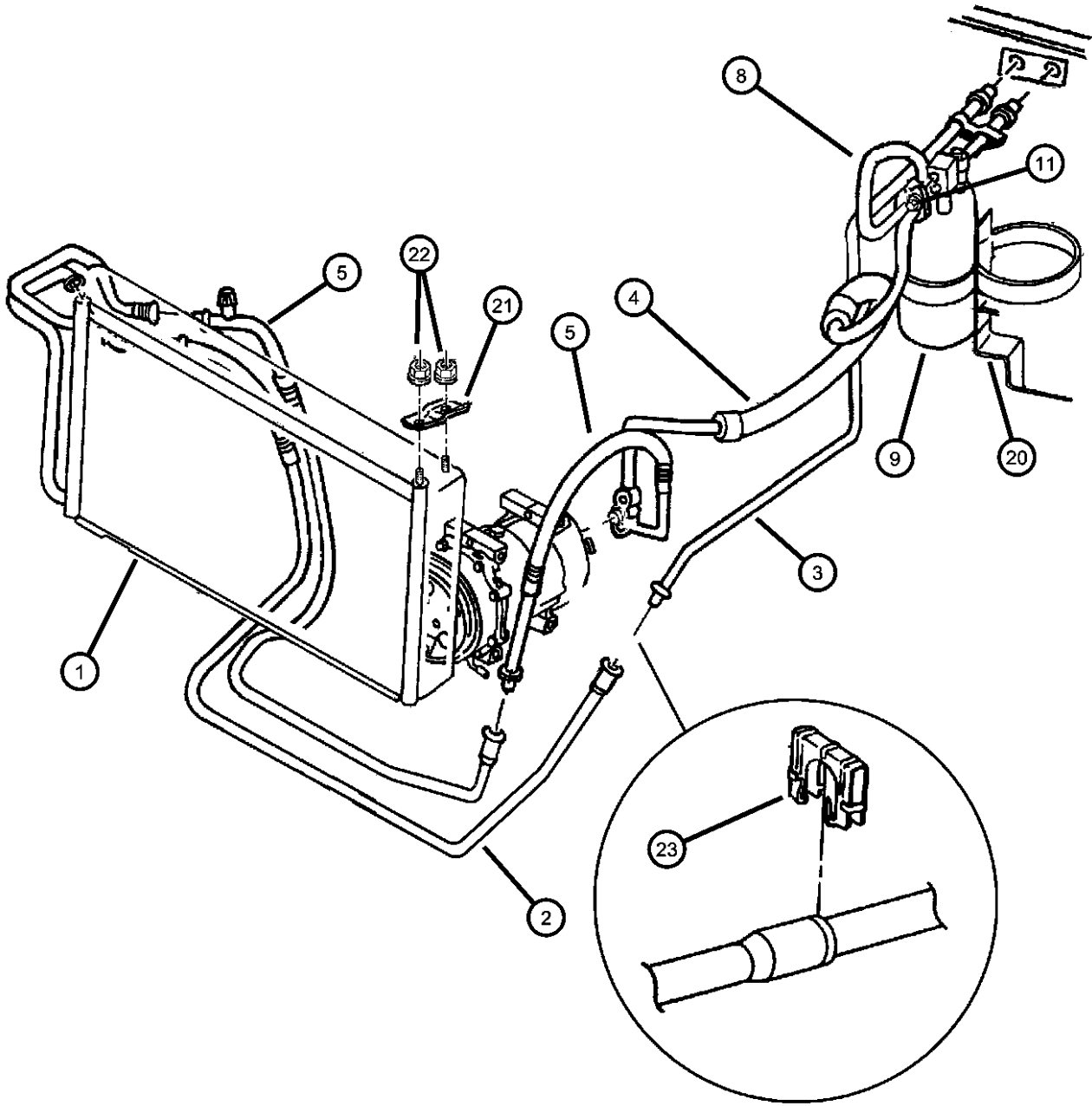


ITEM	PART NUMBER	QTY	LINE	SERIES	BODY	ENGINE	TRANS	TRIM	DESCRIPTION
Note: Sales Codes: ER0 =All 4.0L In-Line 6 Engine EP0=All 2.5L 4 Cyl. Engine XDN=Severe Duty Air Conditioner									
1	56022233AA	1	U		74	EP0, ER0			CONDENSER, A/C
2	56022273	1	U		74	EP0, ER0			LINE, A/C Liquid, Condenser Out \ With [XDN]
3	56022123	1	U		74	EP0, ER0			LINE, A/C Liquid, Line In To Evaporator,With [XDN]
4	56022272	1	U		74	ER0			SUCTION and DISCHARGE LIN, With [XDN]
5									HOSE, A/C Discharge
	56022203AA	1	U		74	EP0			
	56022208AA	1	U		74	ER0			
-6	56022220AA	1	U		74	ER0			CLAMP, Suction Line To Compressor, With [XDN]
-7	06101452	1	U		74	EP0			SCREW AND WASHER, Hex Head, M8x1.25x20, A/C Lines To Compressor Bracket, With [XDN]
8									HOSE, Suction
	56022205AA	1	U		74	EP0			
	56022214AA	1	U		74	ER0			
9	56022215AA	1	U		74	EP0, ER0			RECEIVER DRIER, With [XDN]
-10	06101682	2	U		74	EP0, ER0			BOLT AND CONED WASHER, Hex Head, M6x1.0x20
11	06101451	2	U		74	EP0, ER0			SCREW AND WASHER, Hex Head, M6x1x25, A/C Lines To Drier, With [XDN]
-12	56022219AA	1	U		74	ER0			CLAMP, Upper Receiver Bracket To A/C Line, With [XDN]
-13	06501714	2	U		74	EP0			SCREW AND WASHER, Hex Head, M6x1x18, Upper Drier Clamp,With [XDN]
-14	56022227AA	1	U		74	EP0			CLAMP, A/C Lines To Compresor Bracket, With [XDN]
-15	56022226AA	1	U		74	EP0			BRACKET, A/C Line, A/C Bracket To Compressor ,With [XDN]
-16	56022225AA	1	U		74	EP0			CLAMP, Discharge Line To Crossmember, With [XDN]
-17	56022224AA	1	U		74	EP0			BRACKET, A/C Line, A/C Line To Crossmember,With [XDN]
-18	56022223AA	1	U		74	ER0			CLAMP, A/C Line Clamp, With [XDN]
-19	56022222AA	1	U		74	ER0			BRACKET, A/C Line, A/C Line Bracket, With [XDN]
20									BRACKET, A/C Filter Drier
	56022216AA	1	U		74	EP0, ER0			Upper
	56022218AA	1	U		74	EP0, ER0			Lower
21	56002231	2	U		74	EP0, ER0			BRACKET, Radiator to Condenser
22	06100814	2							NUT, Hex, M6

AR = use ase required - = Non illustrated part

Plumbing, Air Conditioning, Severe Duty
Figure 24-275

ITEM	PART NUMBER	QTY	LINE	SERIES	BODY	ENGINE	TRANS	TRIM	DESCRIPTION
23	04596152	4	U		74	ER0			CLIP, A/C Quick Disconnect
		4	U		74	ER0			Discharge Line
									Suction Line



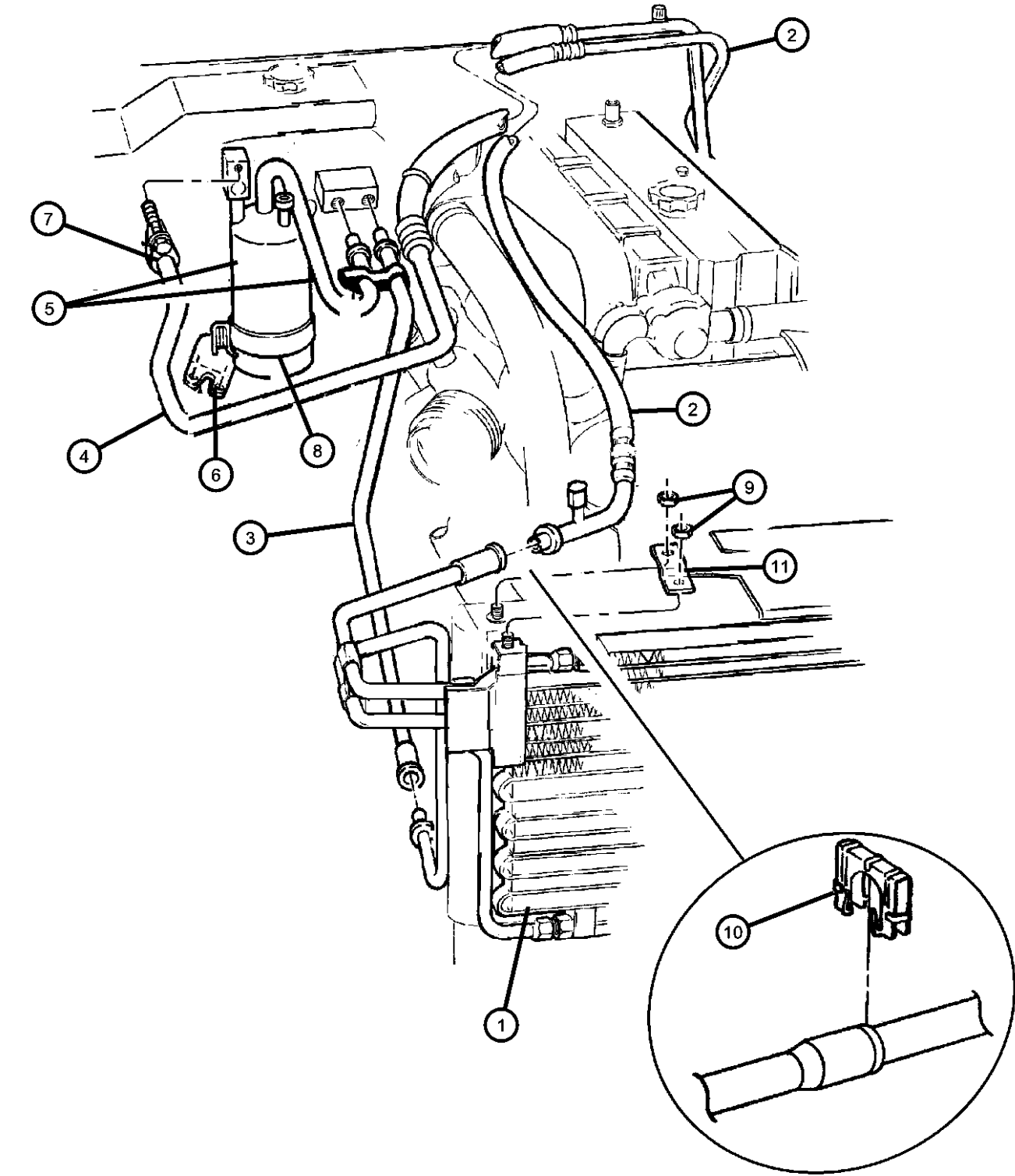
AR = use ase required - = Non illustrated part

Plumbing, Air Conditioning, 2.5L Diesel Engine, LHD
Figure 24-280

ITEM	PART NUMBER	QTY	LINE	SERIES	BODY	ENGINE	TRANS	TRIM	DESCRIPTION
------	-------------	-----	------	--------	------	--------	-------	------	-------------

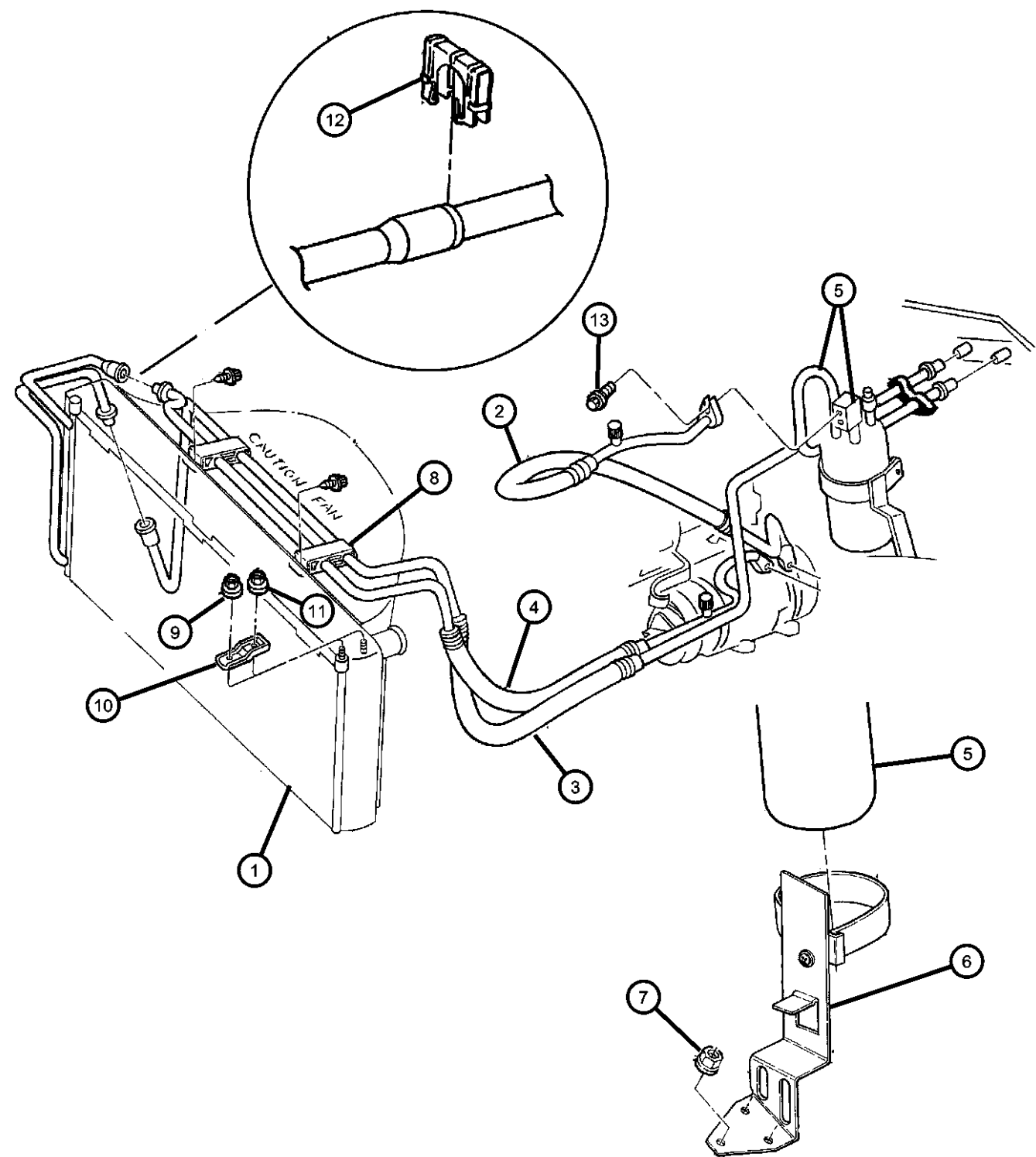
Note: Sales Code EN0 = 2.5L Diesel Engine

1	55036599AB	1				EN0			CONDENSER, A/C
2	55037366AB	1	J, T			EN0			LINE, A/C Suction
3	55036650	1	J, T			EN0			LINE, A/C Liquid
4	55036652	1	J, T			EN0			LINE, A/C Discharge
5	55036648AD	1	J, T			EN0			ACCUMULATOR, Suction Line
6	55036646	1	J, T			EN0			BRACKET, Accumulator
7	55036646	1							BOLT, Hex Flange Head, M8x1.25x30, (NOT REQUIRED)
8	55037410AB	1	J, T			EN0			BAND, Accumulator Retaining
9	06100814	2							NUT, Hex, M6
10	04596152	3				EN0			CLIP, A/C Quick Disconnect
11	56002231	2	J, T			EN0			BRACKET, Radiator to Condenser
-12	04740401	1	J, T			EN0			O RING, A/C Suction Line
-13	04723029	1	J, T			EN0			VALVE, A/C Discharge Line Check
-14	04762788	1	J, T			EN0			VALVE CORE, Service Port



AR = use ase required - = Non illustrated part

Plumbing, Air Conditioning, 2.5L Diesel Engine, RHD
Figure 24-290



ITEM	PART NUMBER	QTY	LINE	SERIES	BODY	ENGINE	TRANS	TRIM	DESCRIPTION
Note: Sales Code EN0 = 2.5L Diesel Engine									
1	55036599AB	1				EN0			CONDENSER, A/C
2	55036653AB	1	U		74	EN0			LINE, A/C Suction
3	55037494AA	1	U		74	EN0			LINE, A/C Liquid
4	55037497AB	1	U		74	EN0			LINE, A/C Discharge
5	55036649AC	1	U		74	EN0, ER0			ACCUMULATOR, Suction Line
6	55036647AB	1	U		74	EN0			BRACKET, Accumulator
7	06033560	1							NUT AND WASHER, Hex Nut-Coned Washer, .25-20
8	55037344	2	U		74	EN0			CLIP, Discharge Line
9	06100814	2							NUT, Hex, M6
10	56002231	2	J, T			EN0			BRACKET, Radiator to Condenser
11	11502722	4							NUT, Hex Flange, M5x.8
12	04596152	3				EN0			CLIP, A/C Quick Disconnect
13	04596152	3							BOLT, Hex Flange Head, M8x1.25x30, (NOT REQUIRED)
-14	04740401	1	U		74	EN0, ER0			O RING, A/C Suction Line
-15	04882334	1	U		74	EN0			VALVE, A/C Discharge Line Check
-16	04882335	1	U		74	EN0			CAP, A/C Check Valve
-17	04762788	1	U		74	EN0			VALVE CORE, Service Port
-18	04728856	1	U		74	EN0			SPRING, Quick Disconnect
-19	04741705	1	U		74	EN0			O RING, A/C Liquid Line

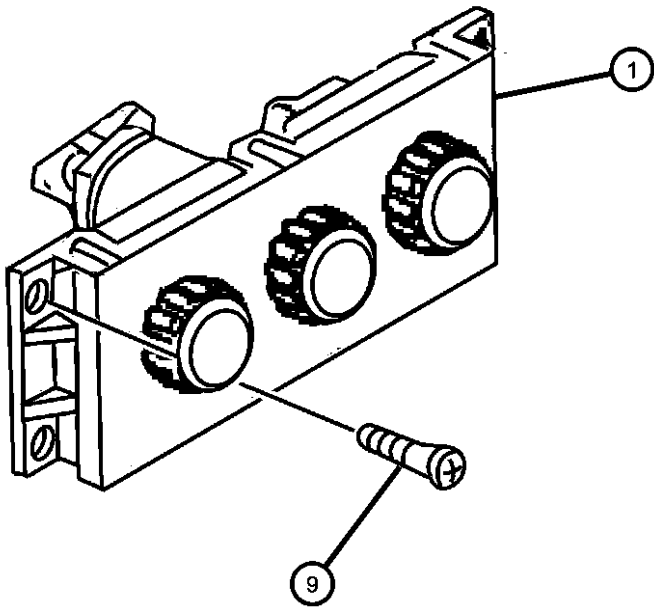
AR = use ase required - = Non illustrated part

Control, Heater and Air Conditioning
Figure 24-310

ITEM	PART NUMBER	QTY	LINE	SERIES	BODY	ENGINE	TRANS	TRIM	DESCRIPTION
------	-------------	-----	------	--------	------	--------	-------	------	-------------

Note: Sales Code EP0 = 2.5L Gas Engine

1	05011343AB	1							CONTROL, A/C And Heater
-2	04882861	3							KNOB, A/C And Heater Control - Slide
-3	55036909AC	1	J, T			EP0			VACUUM HARNESS, Heater and A/C
-4	05003281AA	1							BULB, Heater and A/C Control
-5	05011342AB	1							CONTROL, Heater
-6	04882861	3							KNOB, A/C And Heater Control - Slide
-7	05011340AB	1							HARNESS, Heater Vacuum
-8	05003281AA	1							BULB, Heater and A/C Control
9	06032723	2							SCREW, Self Tapping, M4.2x1.69x19.05



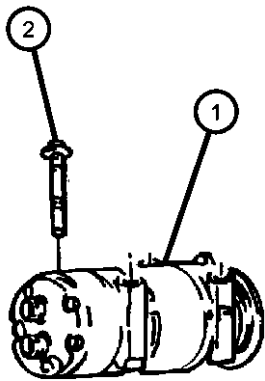
AR = use ase required - = Non illustrated part

Compressor, Air Conditioning
Figure 24-410

ITEM	PART NUMBER	QTY	LINE	SERIES	BODY	ENGINE	TRANS	TRIM	DESCRIPTION
------	----------------	-----	------	--------	------	--------	-------	------	-------------

Note:
Sales Codes:
EP0 =All 2.5L 4 Cyl. Engine
ER0 =All 4.0L In-Line 6 Engine
XND=Severe Duty Air Conditioner

1									COMPRESSOR, Air Conditioning
	55037205AG	1	J, T			EP0, ER0			
	55037359	1	U		74	EP0			With [XND]
	R7150036								Mopar Remanufactured Part
	55037360	1	U		74	ER0			With [XND]
2	55037360	1							STUD, (NOT SERVICED),



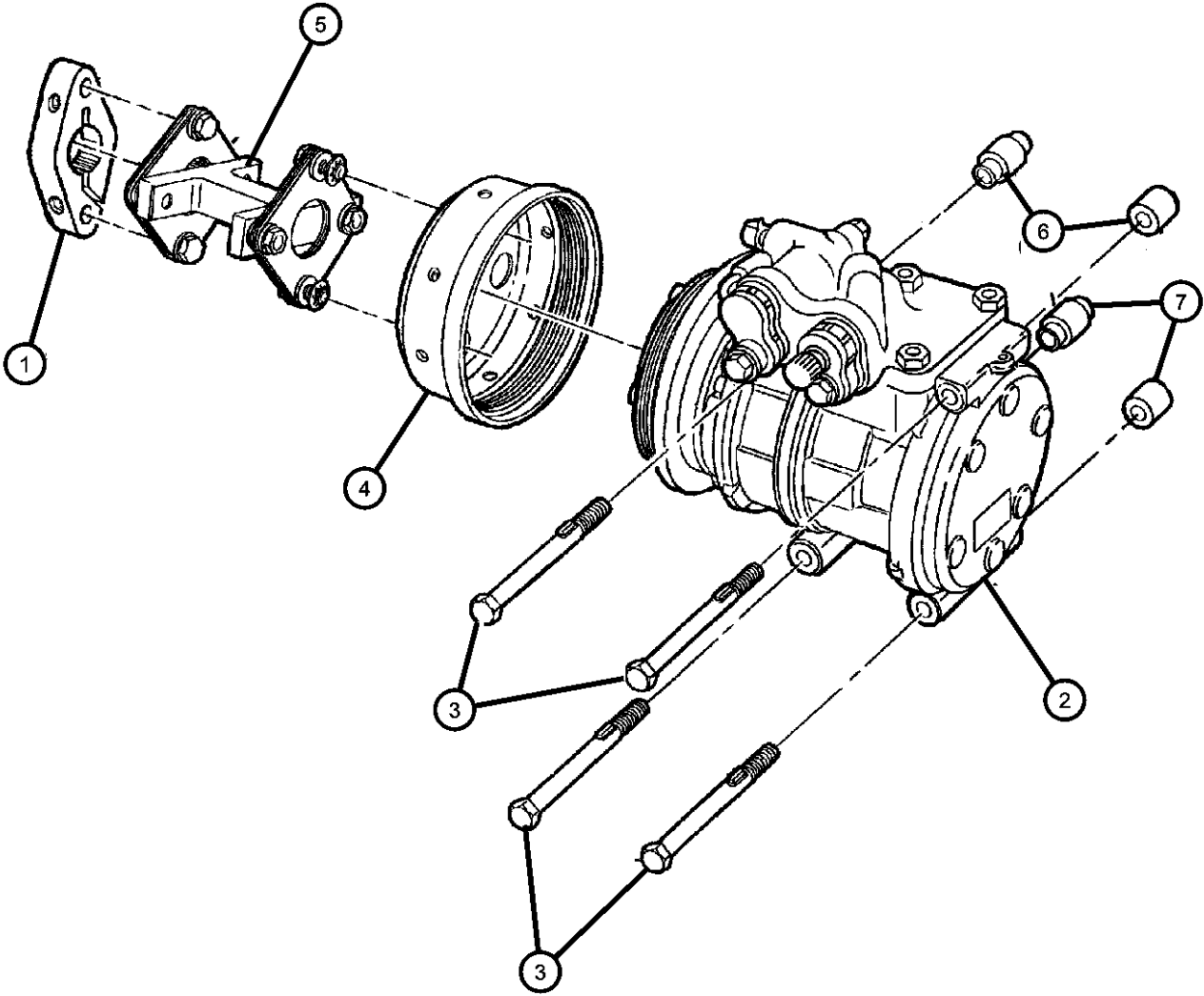
AR = use ase required - = Non illustrated part

Compressor, Air Conditioning, Diesel
Figure 24-415

ITEM	PART NUMBER	QTY	LINE	SERIES	BODY	ENGINE	TRANS	TRIM	DESCRIPTION
------	-------------	-----	------	--------	------	--------	-------	------	-------------

Note: Sales Code EN0 = 2.5L Diesel Engine

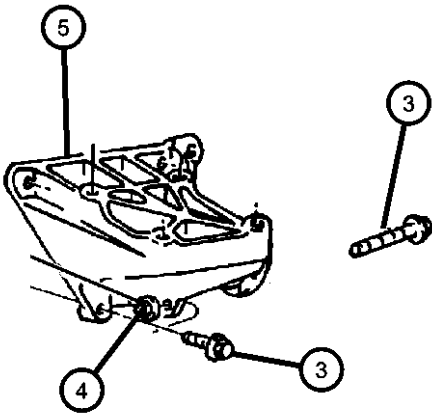
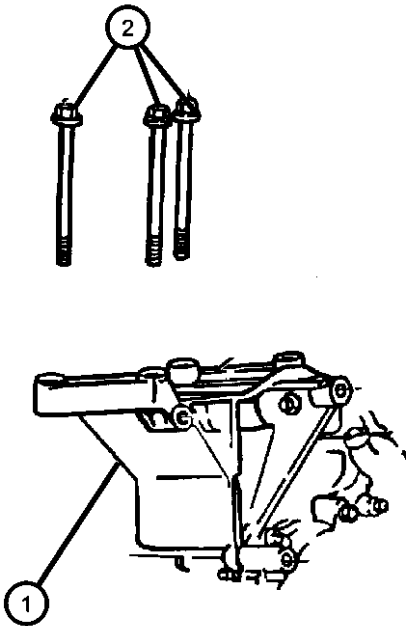
1	04864600	1				EN0			FLANGE, Accessory Drive
2	55035993AD	1				EN0			COMPRESSOR, Air Conditioning
3	06503802	4				EN0			SCREW, M8-1.25
4	04797754	1				EN0			CUP, A/C DRIVE
5	04797720AB	1				EN0			SHAFT, Power Steering Pump
6	55036677	2				EN0			SPACER, A/C Compressor
7	55036678	2				EN0			SPACER, A/C Compressor



AR = use ase required - = Non illustrated part

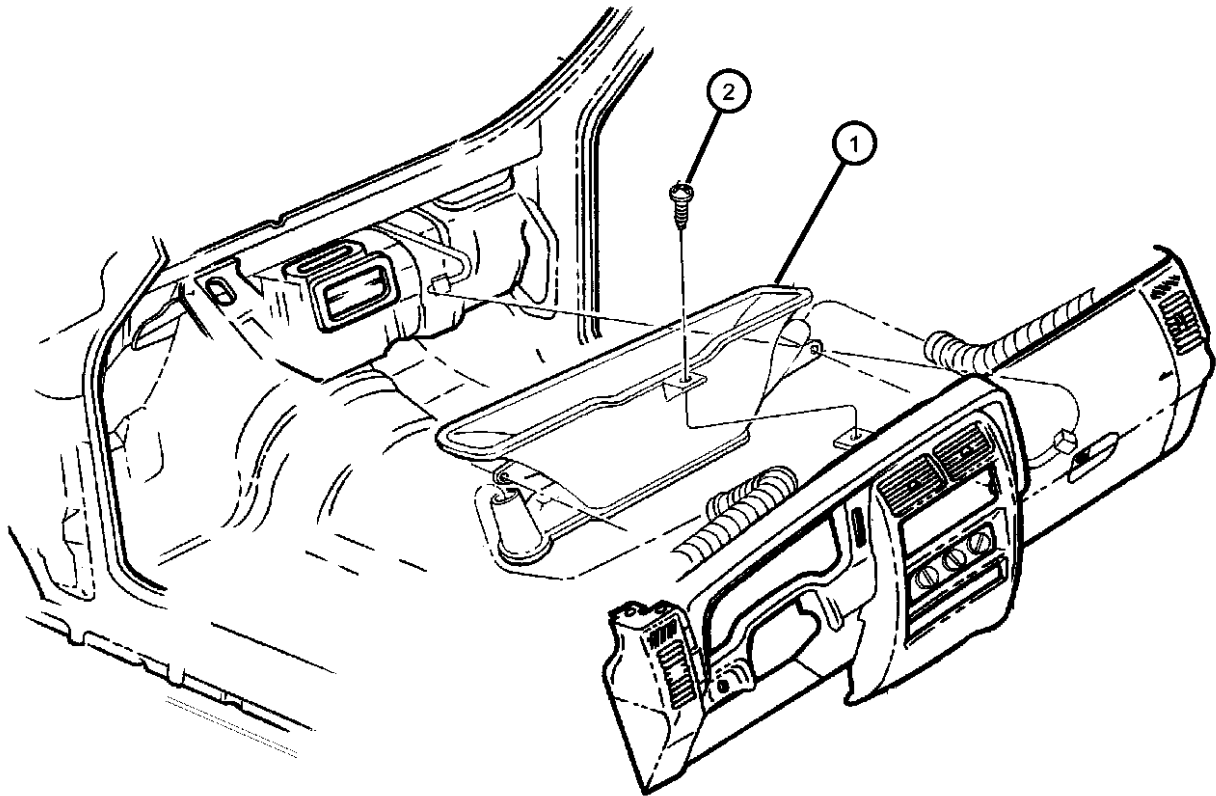
Compressor Mounting
Figure 24-510

ITEM	PART NUMBER	QTY	LINE	SERIES	BODY	ENGINE	TRANS	TRIM	DESCRIPTION
Note: Sales Code EP0 = 2.5L Gas Engine									
Note: Sales Code ER0 = 4.0L Engine									
1	53010207	1	J, T			EP0			BRACKET, Alternator And Compressor
2	06502957	1	J, T			ER0			BOLT, Hex Flange Head, M10-1.5x90.0
3	J4007073	2							SCREW AND WASHER, .375-16x1.125
4									NUT, Hex Flange, M10x1.5
	06502135	1	J, T			EP0			
		1	U		74	ER0			
5	53011002	1	J, T			ER0			BRACKET, A/C Compressor

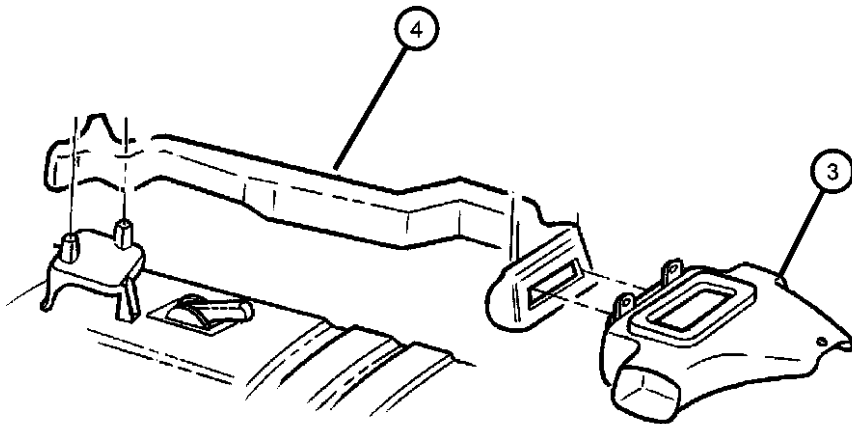


AR = use ase required - = Non illustrated part

Air Distribution Ducts
Figure 24-610



ITEM	PART NUMBER	QTY	LINE	SERIES	BODY	ENGINE	TRANS	TRIM	DESCRIPTION
1	55036682	1	J, T						DUCT, Defroster
	55036683	1	U		74				
2	55036683	1							SCREW, Self Tapping, M4.2x1.69x19.05, (NOT SERVICED)
3	55036869	1	J, T						DUCT, Floor Console
	55036870	1	U		74				
4	55036789AB	1							DUCT, Rear Floor Heat



AR = use ase required - = Non illustrated part

Group - 25

Emission Systems

Group - 25 Emission Systems

Illustration Title

Group-Fig. No.

Emission Labels
Emission Labels.....

Fig. 25 - 110

EGR System
EGR System.....

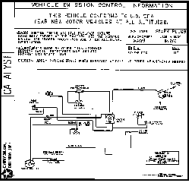
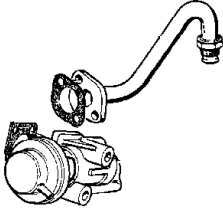

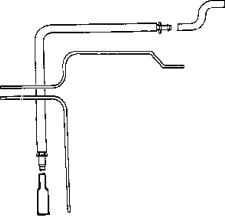
Fig. 25 - 210

Vacuum Canister
Vacuum Canister.....

Fig. 25 - 335

Emission Harness
Emission Control Vacuum Harness.....
Emission Control Vacuum Harness.....

Fig. 25 - 430
Fig. 25 - 450

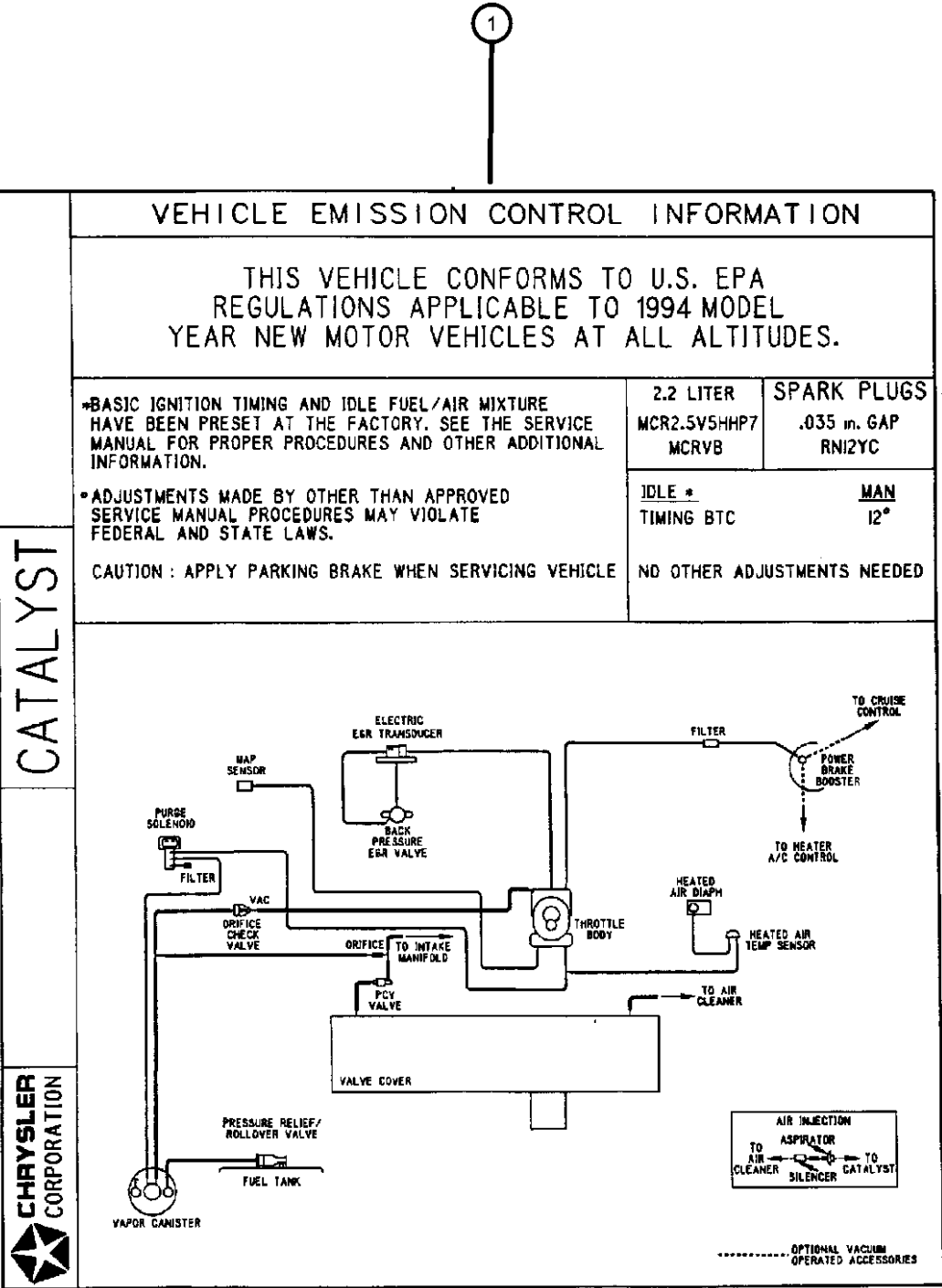
<div><div>025-100</div><div>Emission Labels</div><div></div></div>	<div><div>025-200</div><div>EGR System</div><div></div></div>	<div><div>025-300</div><div>Vacuum Canister</div><div></div></div>	<div><div>025-400</div><div>Emission Harness</div><div></div></div>
--	--	---	--

Emission Labels
Figure 25-110

ITEM	PART NUMBER	QTY	LINE	SERIES	BODY	ENGINE	TRANS	TRIM	DESCRIPTION
------	-------------	-----	------	--------	------	--------	-------	------	-------------

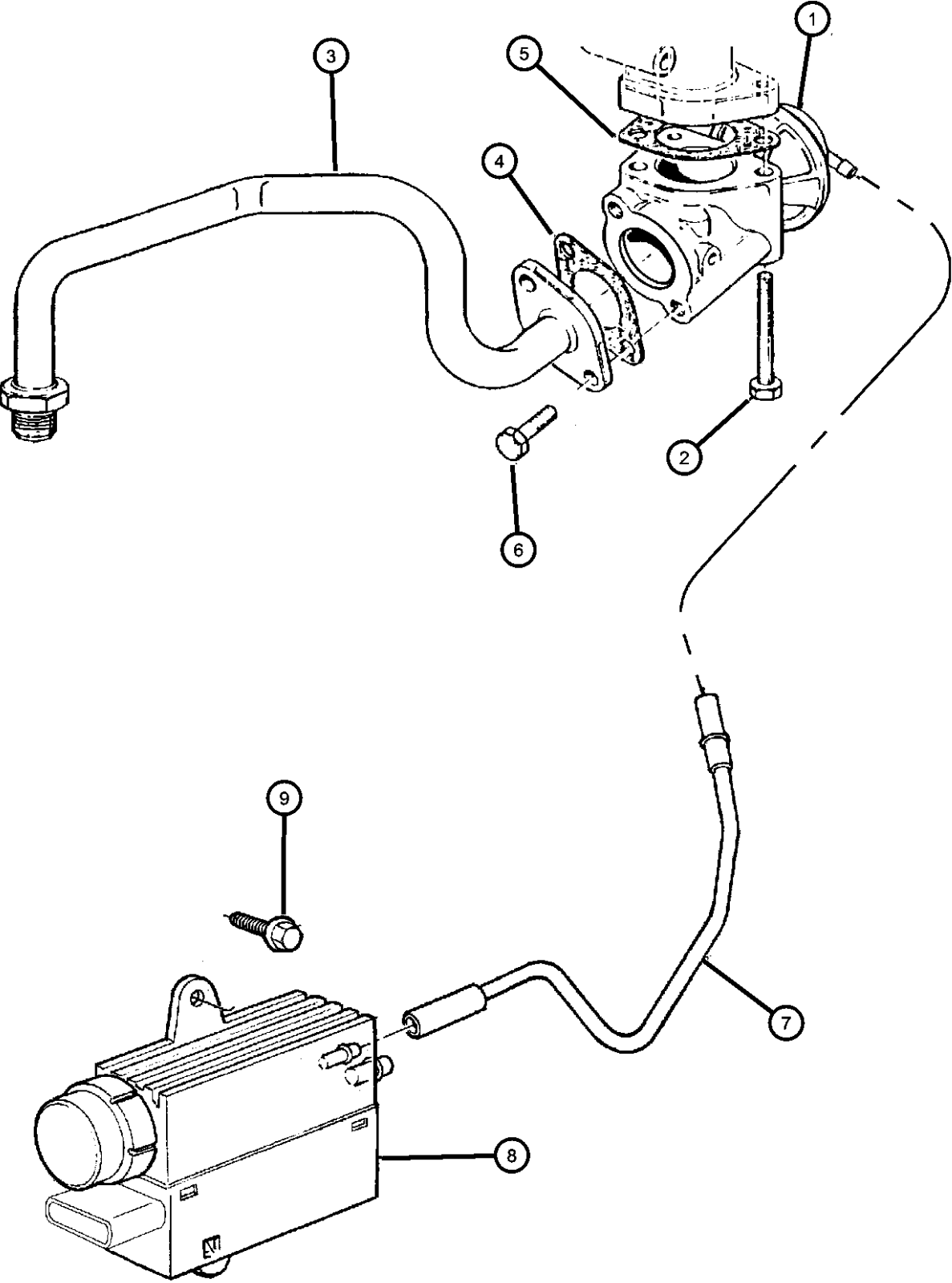
NOTE:
Sales Codes:
ERH=4.0L In-Line 6 Engine
EPE=2.5 SMPI 4 Cyl Engine

1									LABEL, Emission
	53013303AA	1				ERH			
	53031939AA	1				EPE			



AR = use ase required - = Non illustrated part

EGR System
Figure 25-210



ITEM	PART NUMBER	QTY	LINE	SERIES	BODY	ENGINE	TRANS	TRIM	DESCRIPTION
NOTE: ENC=2.5L 4 Cyl Turbo Diesel EN0=All 2.5L Turbo Diesel Engines									
1	04882409	1				EN0			VALVE, EGR
2	05003565AA	2				EN0			BOLT
3	04864751	1				EN0			PIPE, EGR to Manifold
4	04720208	1				EN0			GASKET, EGR Tube Flange
5	04778965	1				EN0			GASKET, EGR Tube
6	04864537	2				EN0			BOLT, 8Mx20
7	53031542	1				EN0			TUBE, Exhaust Gas Recovery
8	56027094	1				EN0			MODULATOR, Vacuum Electric
9	56027094	1							SCREW/WASHER, Hex Head, .250-14x.500, (NOT SERVICED)

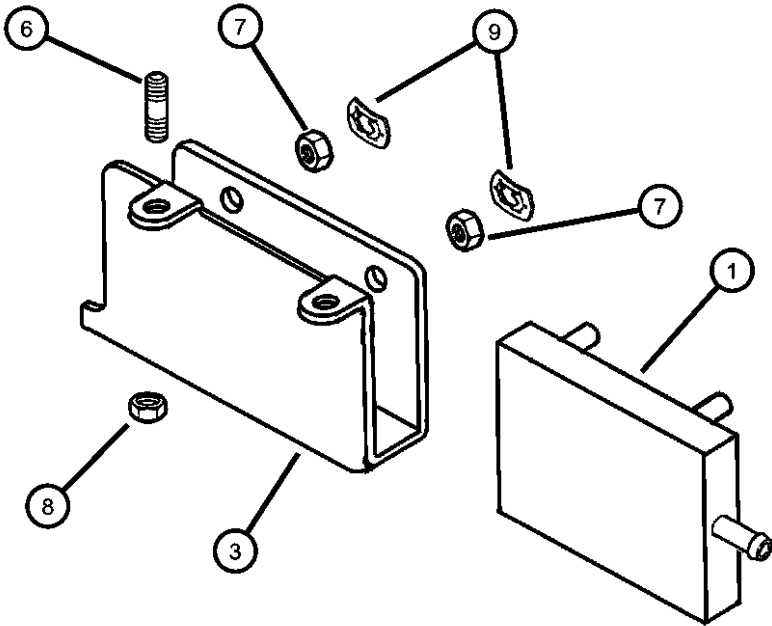
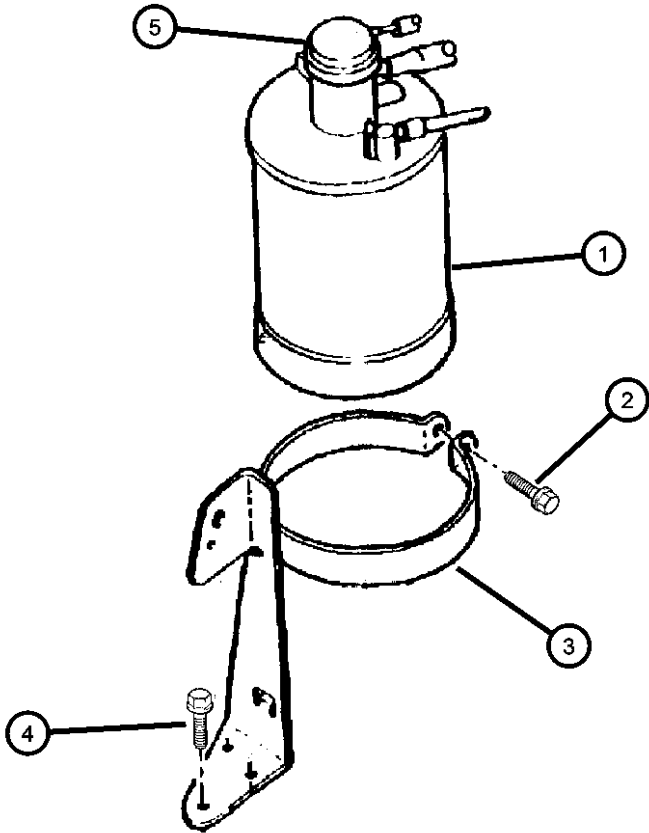
AR = use ase required - = Non illustrated part

Vacuum Canister
Figure 25-335

ITEM	PART NUMBER	QTY	LINE	SERIES	BODY	ENGINE	TRANS	TRIM	DESCRIPTION
------	-------------	-----	------	--------	------	--------	-------	------	-------------

NOTE:
Sales Codes:
ER0=All 4.0L In-Line 6 Engines
EP0=All 2.5L 4 Cyl Engines

1	53031904AB	1				EP0, ER0			CANISTER, Vapor
2	J9420882	1				EP0, ER0			SCREW, Hex Flange Head, .25-14x1.50
3	53007836	1	J, T			EP0, ER0			BRACKET, Vapor Canister
4	06035058	3	J, T			EP0, ER0			SCREW, Hex Flange Head, .19-16x.50
5	04192074	1				EP0, ER0			CAP, Vapor Canister
6	04192074	1							STUD, M6X1.00X.250-14X30.00, (NOT SERVICED)
7	04192074	1							GROMMET, Air Cleaner Bracket, (NOT SERVICED)
8	06500284	6							NUT, Hex, M6x1.00
9	J4005242	5							NUT, Push



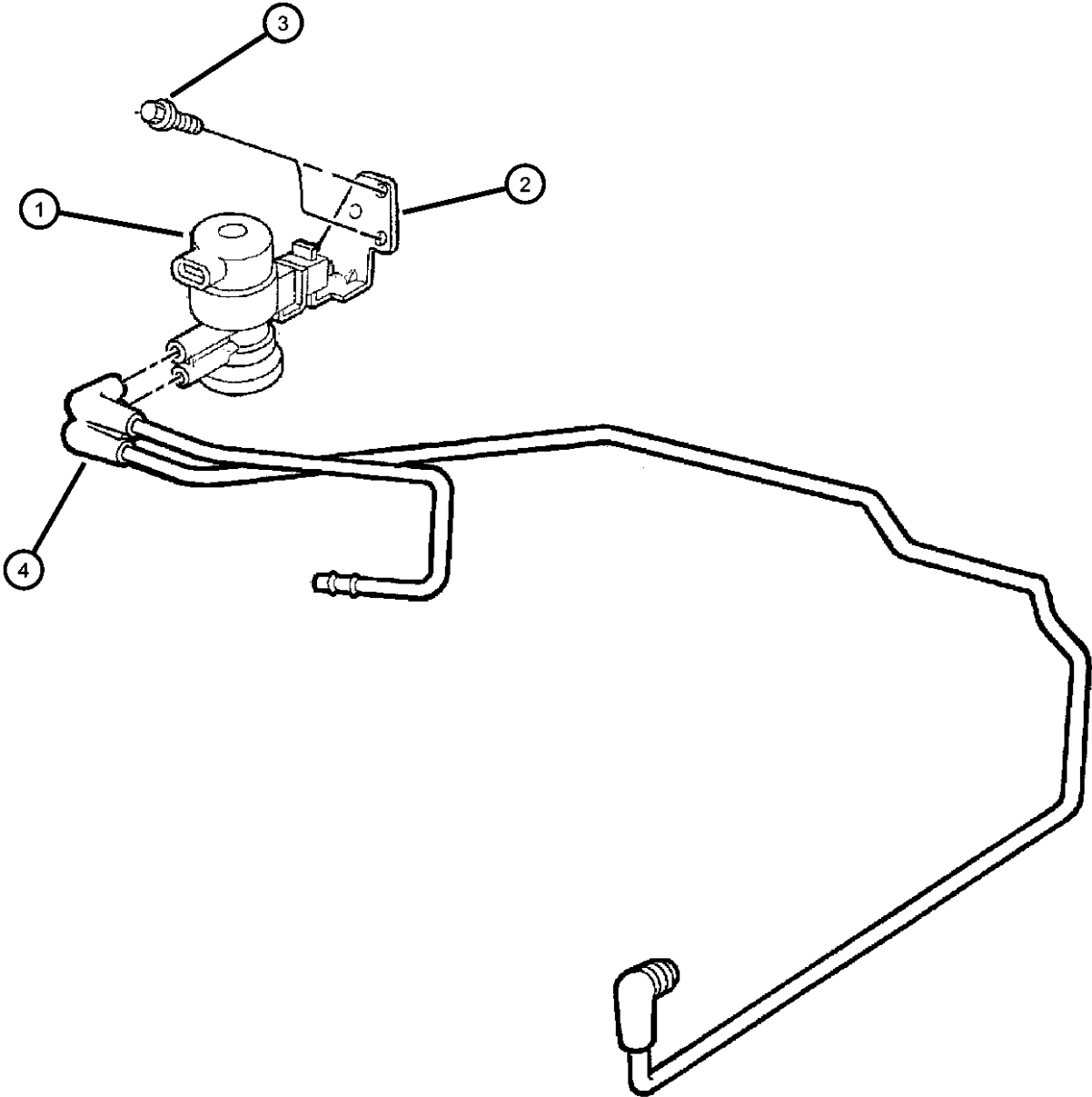
AR = use ase required - = Non illustrated part

Emission Control Vacuum Harness
Figure 25-430

ITEM	PART NUMBER	QTY	LINE	SERIES	BODY	ENGINE	TRANS	TRIM	DESCRIPTION
------	----------------	-----	------	--------	------	--------	-------	------	-------------

NOTE:
Sales Codes:
EP0=All 2.5L Gas Engines
ER0=All 4.0L Engines

1	04669475AB	1				EP0, ER0			SOLENOID, Duty Cycle Purge
2	56027773AB	1				EP0, ER0			BRACKET, Duty Cycle Purge Solenoid
3	06032988	2				EP0, ER0			SCREW
4	04854149	1	U		74	EP0			HARNESS, Duty Cycle Purge Solenoid



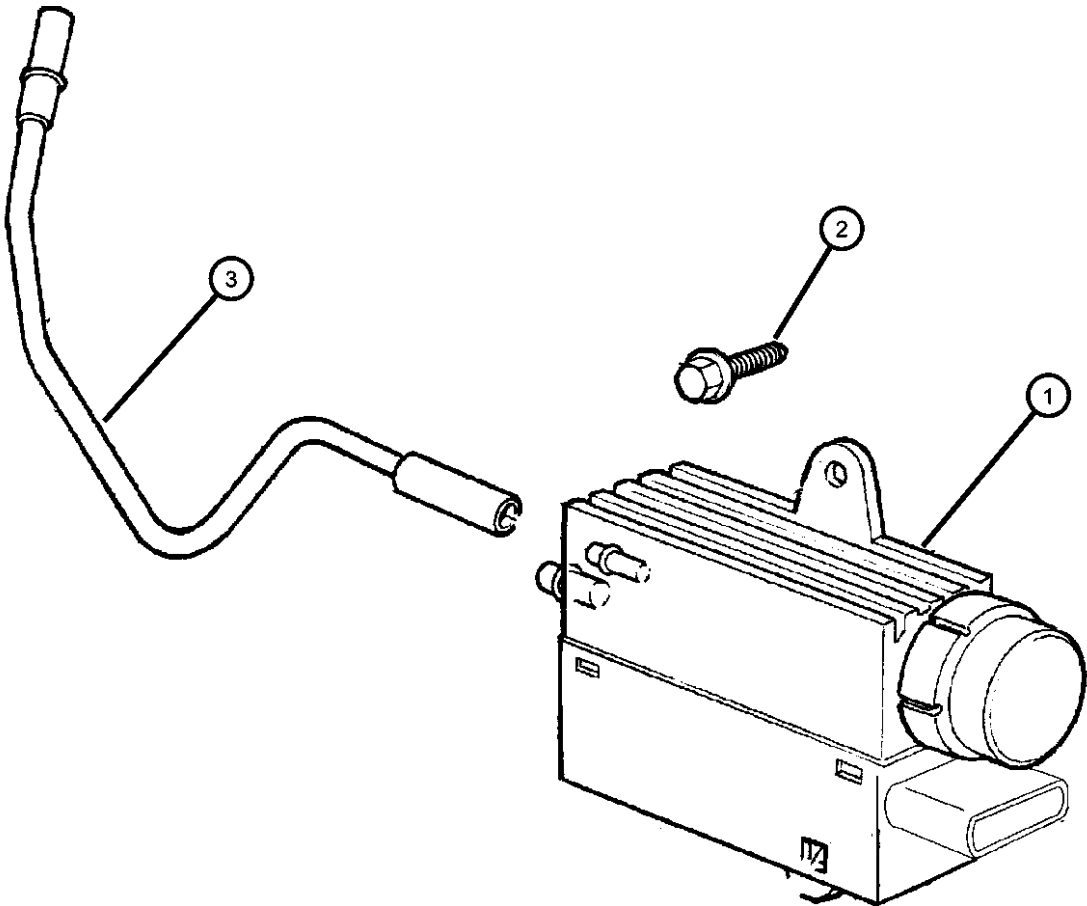
AR = use ase required - = Non illustrated part

Emission Control Vacuum Harness
Figure 25-450

ITEM	PART NUMBER	QTY	LINE	SERIES	BODY	ENGINE	TRANS	TRIM	DESCRIPTION
------	----------------	-----	------	--------	------	--------	-------	------	-------------

NOTE:
Sales Codes:
ENC=2.5L Turbo Diesel Engine
EN0= All 2.5L Turbo Diesel Engines

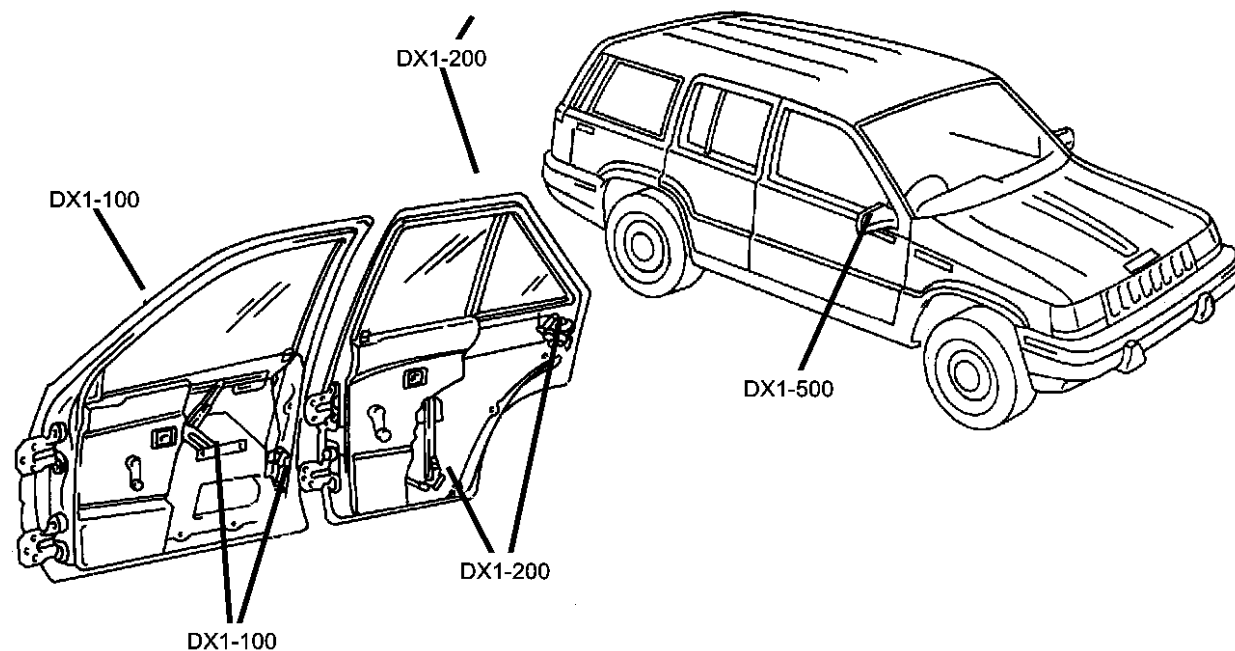
1	56027094	1				EN0			MODULATOR, Vacuum Electric
2	06034959	2				EN0			SCREW, Hex Flange Head, .25-14x.549
3	53031542	1				EN0			TUBE, Exhaust Gas Recovery



AR = use ase required - = Non illustrated part

Group - DX1

Doors and Related Parts



Group - DX1 Doors and Related Parts


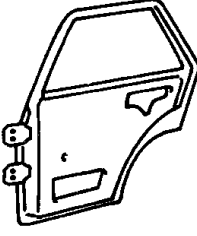
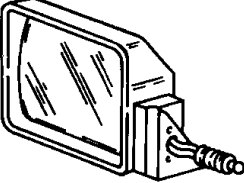
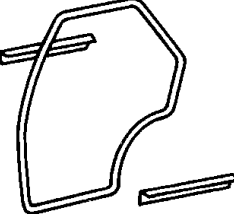
Illustration Title Group-Fig. No.

Front Door	
Door, Front, Shell and Hinges.....	Fig. DX1 - 110
Door, Front, Glass and Regulator.....	Fig. DX1 - 120
Door, Front, Lock and Control.....	Fig. DX1 - 130

Rear Door	
Door, Rear, Shell and Hinges	Fig. DX1 - 210
Door, Rear, Glass and Regulator	Fig. DX1 - 220
Door, Rear, Lock and Control	Fig. DX1 - 230

Exterior Mirror	
Mirrors, Exterior	Fig. DX1 - 510

Weatherstrips and Seals	
Door, Front, Weatherstrips and Seals	Fig. DX1 - 610
Door, Rear, Weatherstrips , and Seals	Fig. DX1 - 620

DX1-100 Front Door	DX1-200 Rear Door	DX1-500 Exterior Mirror	DX1-600 Weatherstrips and Seals
			

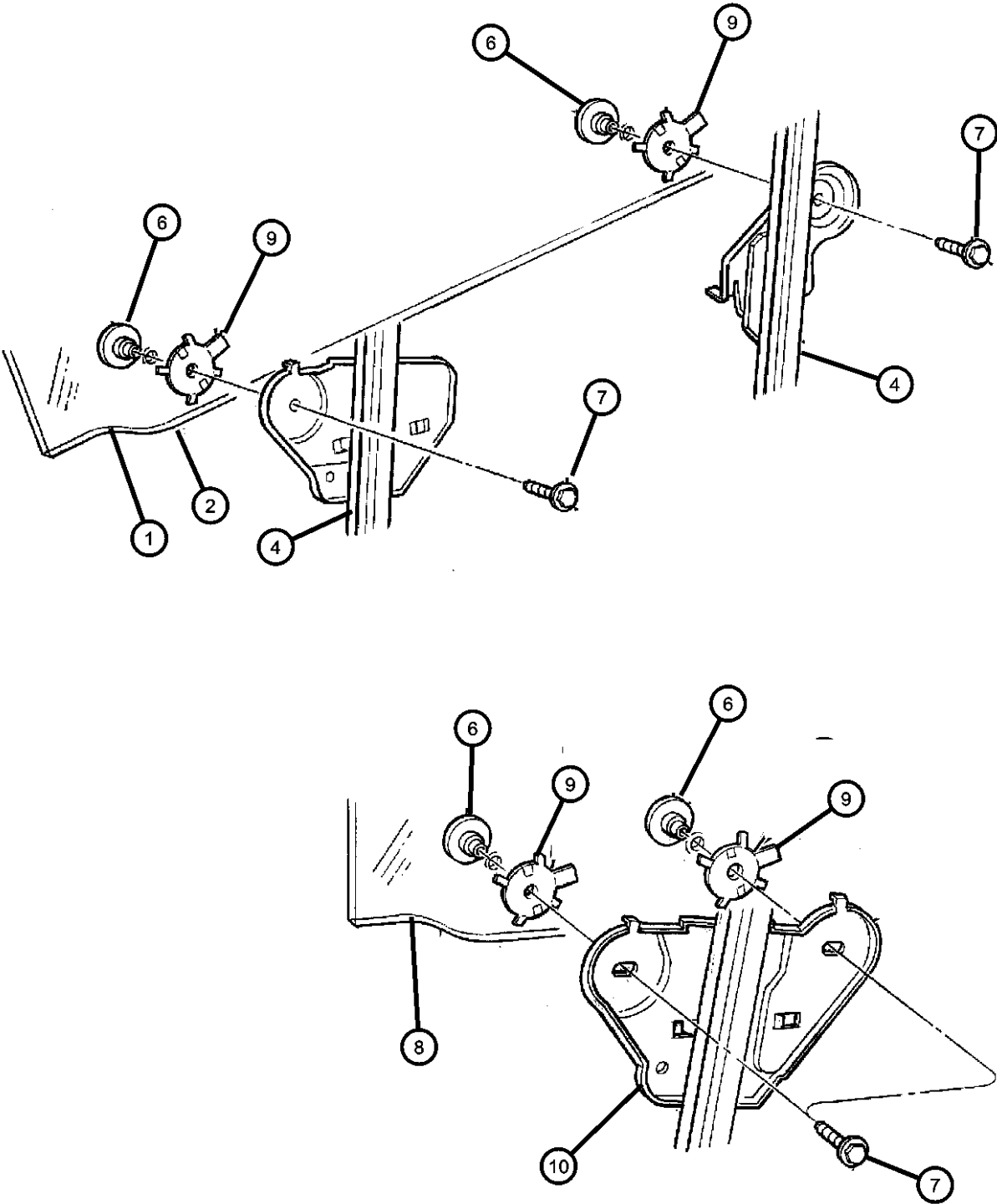
Door, Front, Shell and Hinges
Figure DX1-110

Diagram illustrating the assembly of the front door, showing the door shell, hinges, and various fasteners and components labeled 1 through 17.

ITEM	PART NUMBER	QTY	LINE	SERIES	BODY	ENGINE	TRANS	TRIM	DESCRIPTION
1									DOOR, Front
	55175424AE	1	J		72				Right
	55175425AE	1	J		72				Left
	55235906AA	1			74				Right
	55235907AA	1			74				Left
-2									PANEL, Door Outer Repair
	05003400AA	1	J		72				Right
	05003401AA	1	J		72				Left
	05003402AB	1			74				Right
	05003403AB	1			74				Left
3	55235368AC	4							HINGE, Door
4	06505434AA	12			74				SCREW, M8-1.25
5	55002361	2							BRACKET, Check Arm
6	55012900	2							PIN, Check Arm
7	55235571AB	2							CHECK, Front Door
8	55235571AB	2							LOCK NUT, Hex Flange, M6-1.00, (NOT SERVICED)
9									SPACER, Door
	55074906	1	J		72				Lower Right
	55074907	1	J		72				Lower left
	55074908	1	J		72				Upper Right
	55074909	1	J		72				Upper Left
10	J4006990	4	J		72				RIVET, Blind Expansion (R-Lok)
11	55006216	2	J		72				REINFORCEMENT, Door Spacer
12	34201684	4	J		72				RIVET, M3.18x2.37
13	55002367	2							PLUG, Door Wiring Conduit
14	55002368	2							PLUG, Door Latch
15	55002368	2							SCREW, (NOT SERVICED)
16	55004920	AR							SHIM
17	55004920	AR							PLATE, Door Hinge, 55004592, (NOT SERVICED)

AR = use ase required - = Non illustrated part

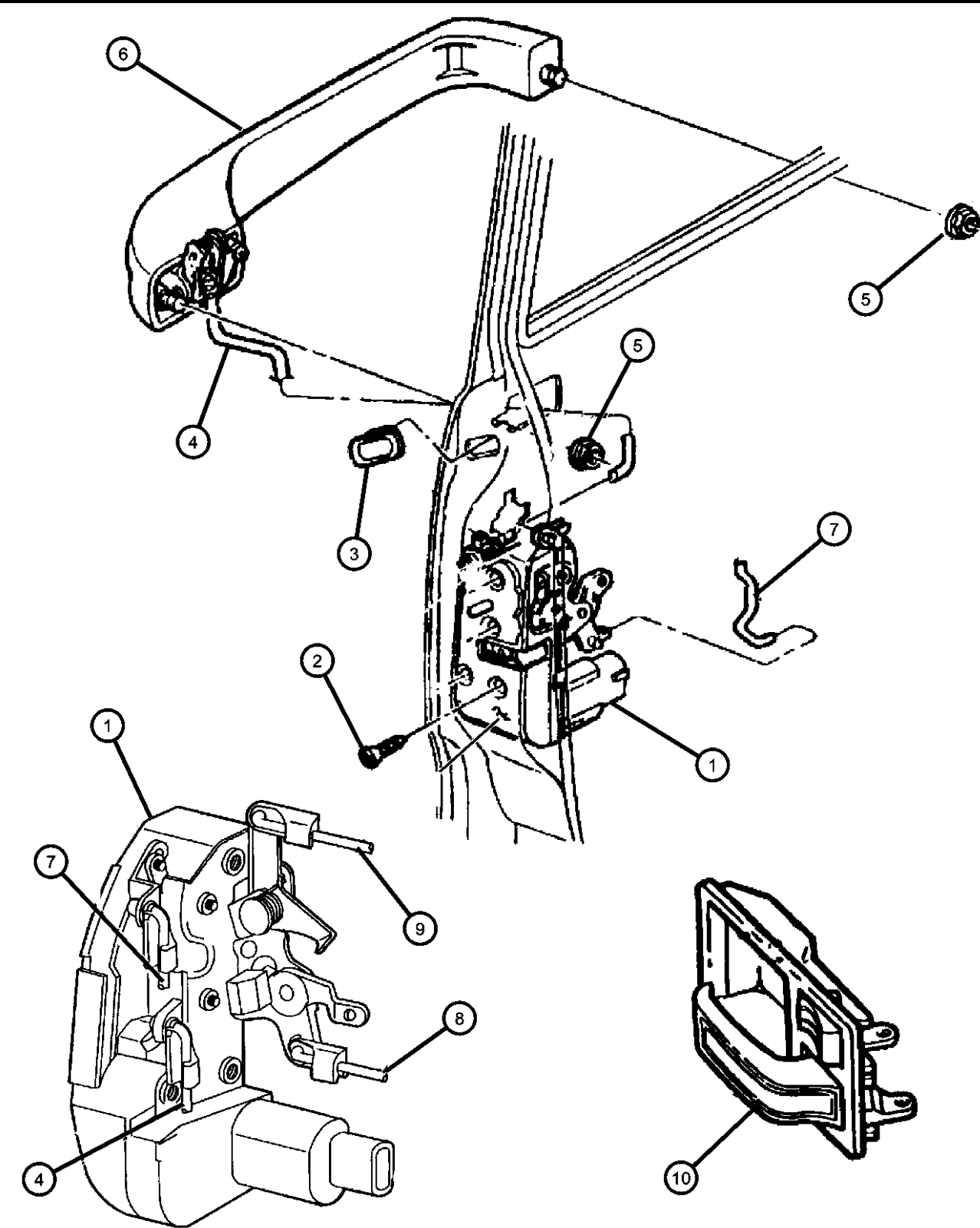
Door, Front, Glass and Regulator
Figure DX1-120



ITEM	PART NUMBER	QTY	LINE	SERIES	BODY	ENGINE	TRANS	TRIM	DESCRIPTION
1	55175437 DD09231GTN	1	J		72				GLASS, DoorLeft Collision Replacement Glass
2	55175430 DD09228GTN	1			74				GLASS, Front Door Tinted, Venezuela, Right Collision Replacement Glass
	55175431 DD09229GTN	1			74				Tinted, Venezuela, Left Collision Replacement Glass
	56022600AA	1			74				Tinted, Argentina, Right
	56022601AA	1			74				Tinted, Argentina, Left
-3	55076172AB	1			74				CHANNEL, Glass Run Lower Right
	55076173AB	1			74				Left
4	55076276AH	1	J		72				REGULATOR, Front Door Window Right
	55076277AH	1	J		72				Left
-5	0FW80SK5	2							HANDLE, Window Regulator Medium Camel
	0FW80TAZ	2							Agate
6	04415943	4							RETAINER, Glass to Liftplate
7	34201807	4							BOLT, Hex Flange Head, M6x1.00x16
8	55175430 DD09228GTN	1			74				GLASS, Front Door Right Collision Replacement Glass
	55175431 DD09229GTN	1			74				Left Collision Replacement Glass
9	35026818	4							RETAINER, Glass to Liftplate
10	55076053AF	1			74				REGULATOR, Front Door Window Without Power Windows, Left
	55154959AH	1			74				With Power Windows, Left

AR = use ase required - = Non illustrated part

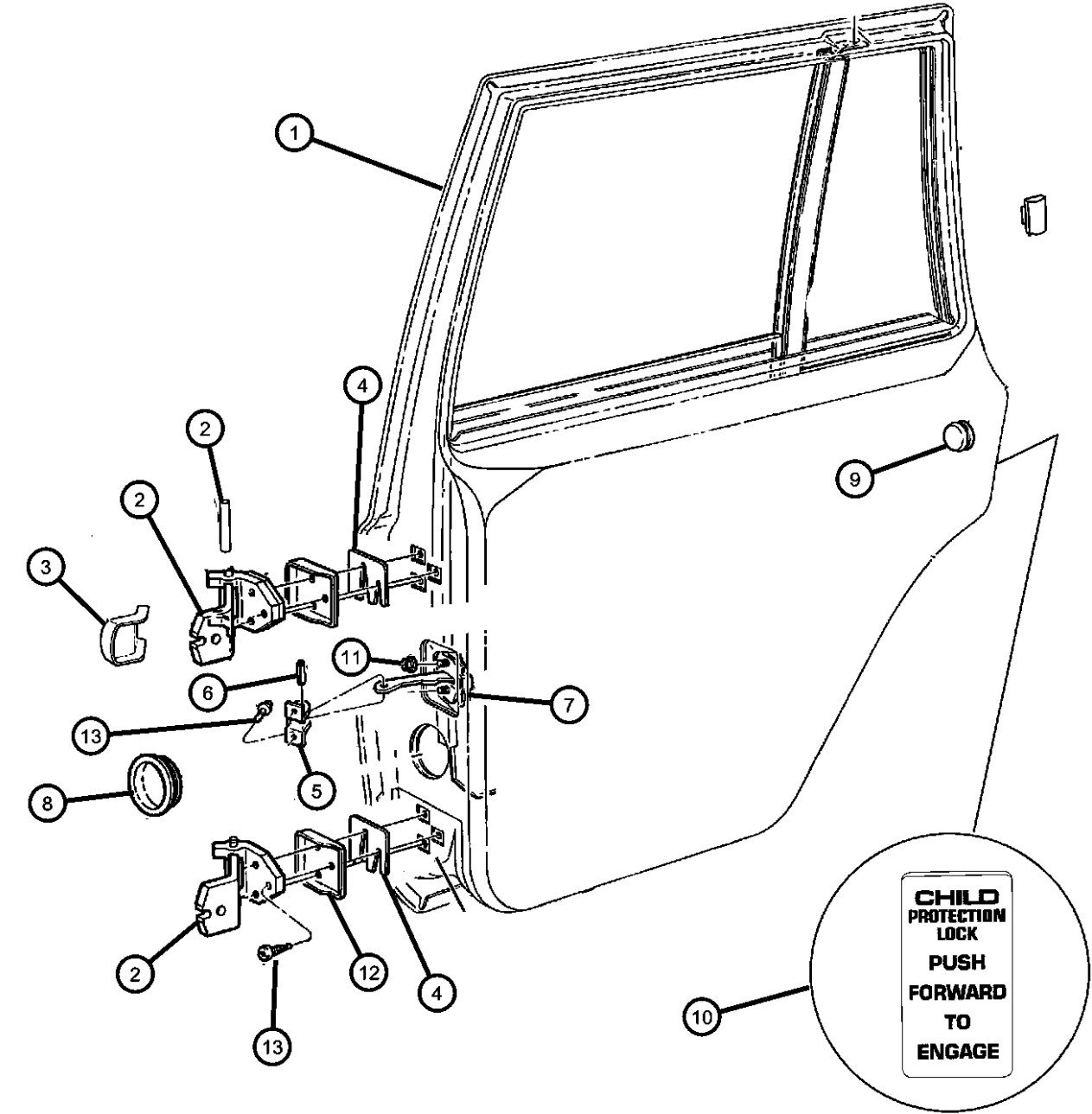
Door, Front, Lock and Control
Figure DX1-130



ITEM	PART NUMBER	QTY	LINE	SERIES	BODY	ENGINE	TRANS	TRIM	DESCRIPTION
1	55033436AB	1							LATCH, Front Door
	55033437AB	1							Without Power Locks, Right
	55295772AC	1							Without Power Locks, Left
	55295773AC	1							With Power Locks, Right
									With Power Locks, Left
2	06033876	6							SCREW, Tapping, M6.3x1.8x38.1
3	55002368	2							PLUG, Door Latch
4									ROD, Outside Handle to Latch
	55076226	1	J		72				Right
	55076227	1	J		72				Left
	55235318	1			74				Right
	55235319	1			74				Left
5	06503226	4							NUT, Hex Flange, M5x.8
6									HANDLE, Exterior Door
	55076056AB	1			74				Right
	55076057AB	1			74				Left
7									LINK, Key Cylinder To Latch
	55076046	1	J		72				Right
	55076047	1	J		72				Left
	55235326	1			74				Right
	55235327	1			74				Left
8									LINK, Latch Release
	55076040AB	1			74				Right
	55076041AB	1			74				Left
	55076316AC	1	J		72				Right
	55076317AC	1	J		72				Left
9									ROD, Inside Lock to Latch
	55076273AC	1			74				Left
	55076320AB	1	J		72				Right
	55076321AB	1	J		72				Left
10									HANDLE, Door Interior, 6505449AA Rivet
	55076054	1			74				Right
	55076055	1			74				Left

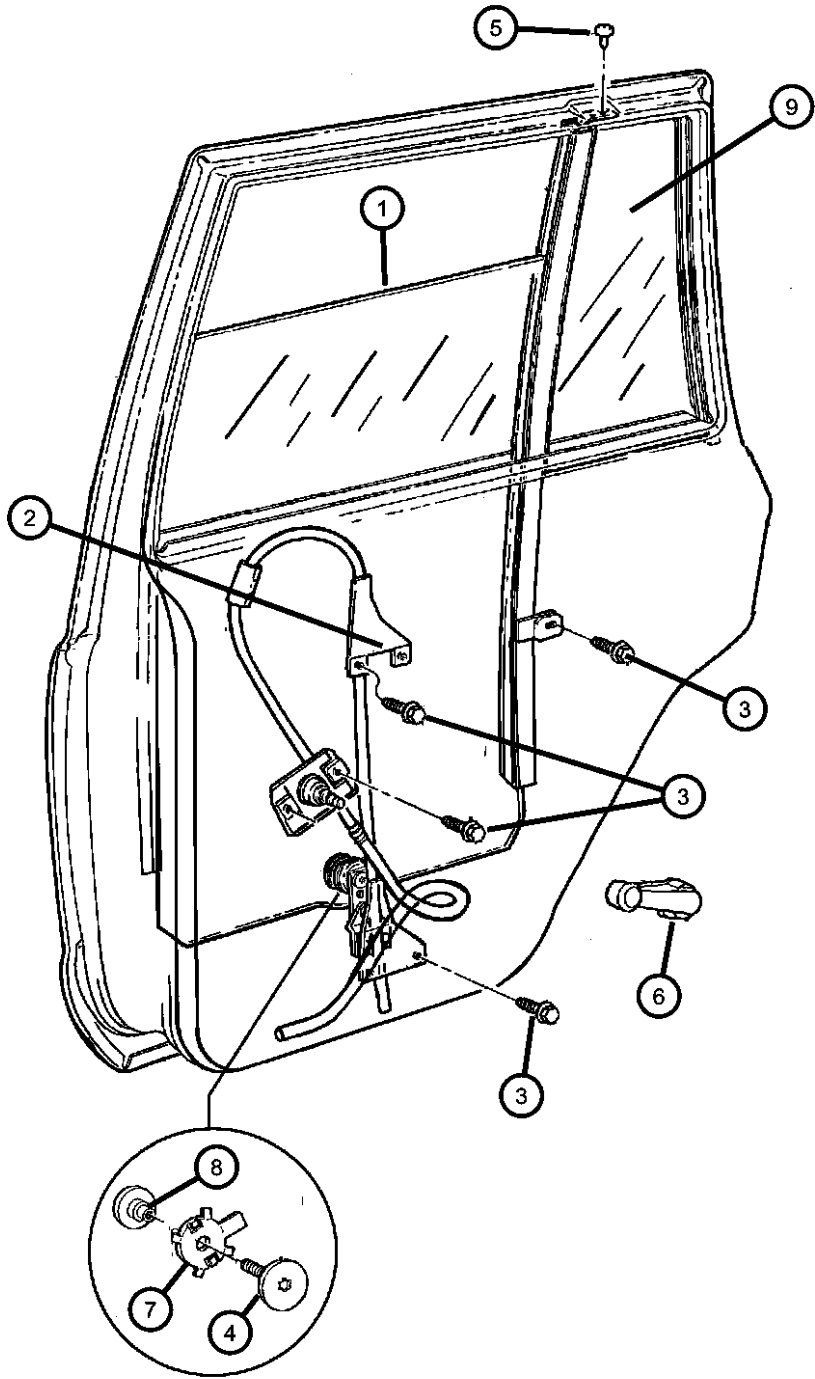
AR = use ase required - = Non illustrated part

Door, Rear, Shell and Hinges
Figure DX1-210

	ITEM	PART NUMBER	QTY	LINE	SERIES	BODY	ENGINE	TRANS	TRIM	DESCRIPTION
	1	55235904AA	1			74				DOOR, RearRight
	2	55235369AC	4			74				HINGE, Door
	3	55235822AA	4			74				COVER, Body Half Hinge
	4	55235822AA	4							SHIM, Door Hinge Plate, (NOT SERVICED)
	5	55002361	2							BRACKET, Check Arm
	6	55012900	2							PIN, Check Arm
	7	55075259AB	2			74				CHECK, Rear Door
	8	55002367	2							PLUG, Door Wiring Conduit
	9	04854035	1							PLUG, Access Hole
	10									LABEL, Child Protection Lock, English
		04445060	2			74				Rear Door Lock
		04615729	2			74				Sliding Door Window
	11	04615729	2							NUT, (NOT SERVICED),
	12									TAPPING PLATE, Door Hinge
		55000248	1			74				Right
		55000249	1			74				Left
	13	55000249	1							SCREW, (NOT SERVICED)

AR = use ase required - = Non illustrated part

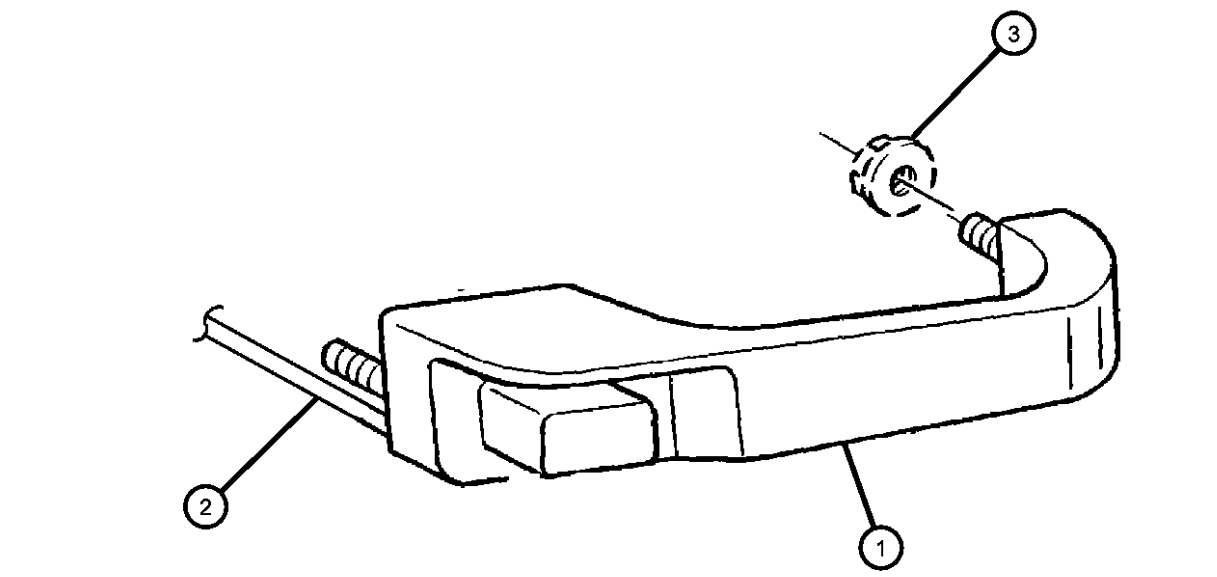
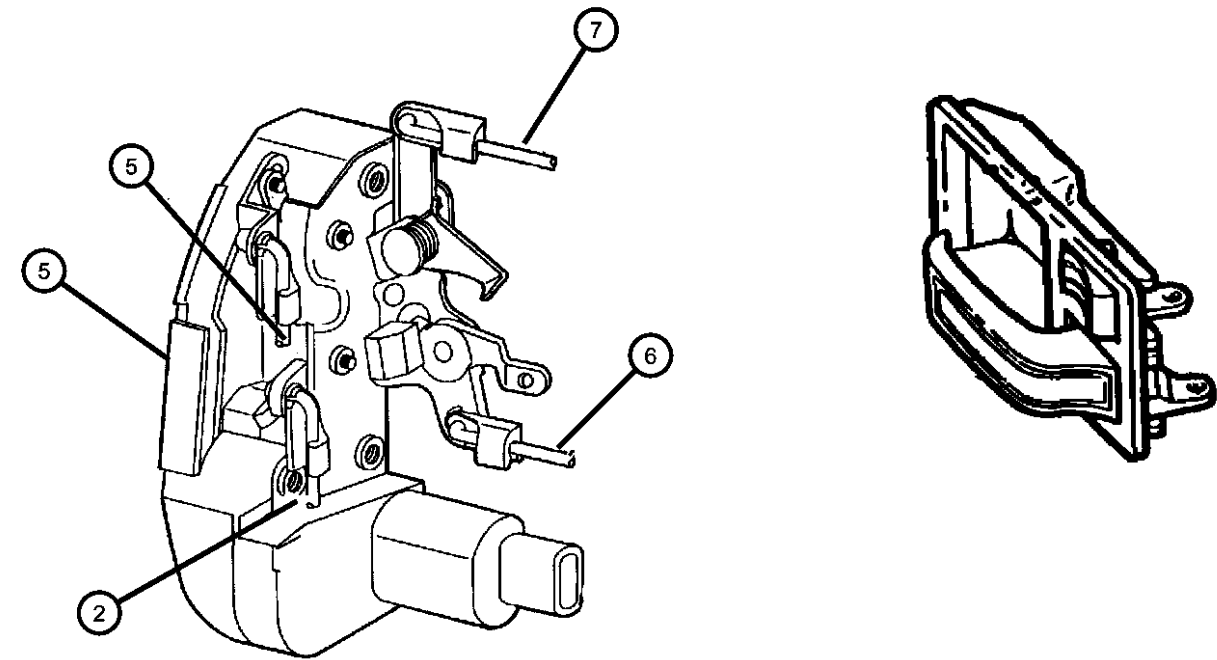
Door, Rear, Glass and Regulator
Figure DX1-220



ITEM	PART NUMBER	QTY	LINE	SERIES	BODY	ENGINE	TRANS	TRIM	DESCRIPTION
1									GLASS, Rear Door
	55000590	1			74				Tinted, Right
	DD06603GTN								Collision Replacement Glass
	55000591	1			74				Tinted, Left
2	DD06604GTN								Collision Replacement Glass
									REGULATOR, Rear Door Window
	55076292AD	1			74				Manual, Right
	55076293AD	1			74				Manual, Left
	55154960AE	1			74				Electric, Right
3	55154961AE	1			74				Electric, Left
	06504357	4			74				SCREW AND WASHER, Hex Head, M6x1x12, Power Window Regulator
4	55154752	2			74				SCREW FASTNER, Glass To Regulator, M6, Window Regulator to Glass
									SCREW, (NOT SERVICED)
5	55154752	2							HANDLE, Window Regulator
	0FW80SK5	2							Camel
	0FW80TAZ	2							Agate
6	04415943	4							RETAINER, Glass to Liftplate, Window Regulator to Glass
	35026818	2			74				RETAINER, Glass to Liftplate, Window Regulator to Glass
7									GLASS, Rear Door
	55235564	1			74				Fixed Vent Window, Right
	55235565	1			74				Fixed Vent Window, Left

AR = use ase required - = Non illustrated part

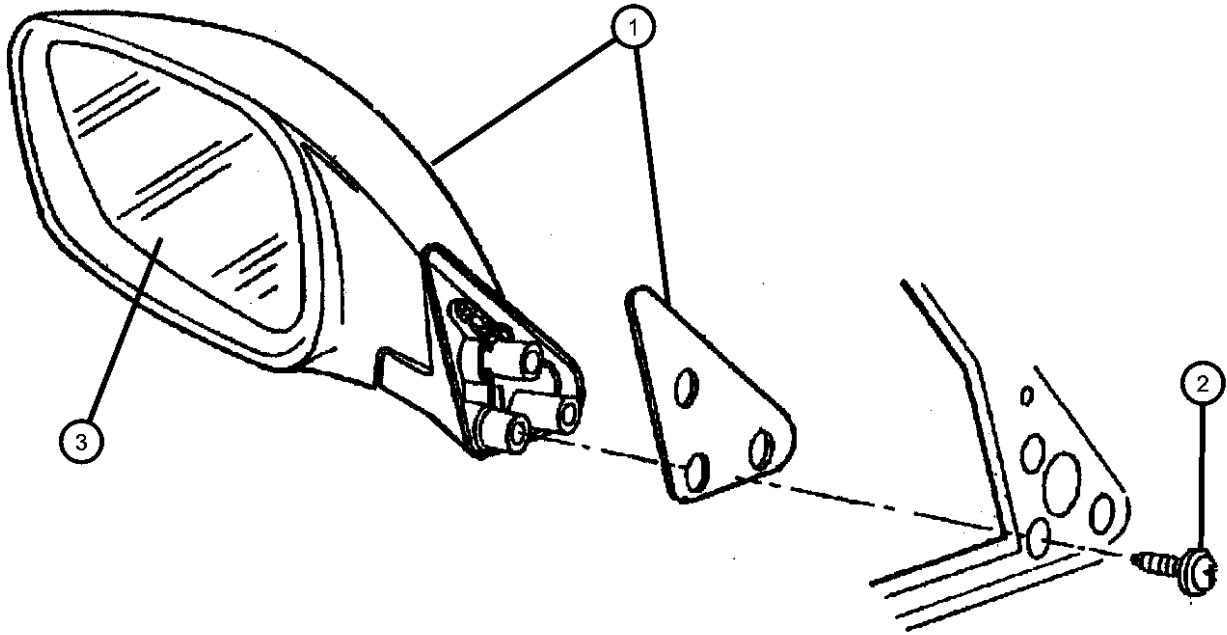
Door, Rear, Lock and Control
Figure DX1-230

	ITEM	PART NUMBER	QTY	LINE	SERIES	BODY	ENGINE	TRANS	TRIM	DESCRIPTION
	1	55076057AB	1			74				HANDLE, Exterior Door, Door O/S, Left
	2									ROD, Outside Handle to Latch
		55076368	1			74				O/S Handle to latch, Right
		55076369	1			74				O/S Handle to latch, Left
	3	06503226	4							NUT, Hex Flange, M5x.8
	-4									LATCH, Rear Door
		55235202AC	1			74				Power With Child Guard, Right
		55235203AC	1			74				Power With Child Guard, Left
	5									LATCH, Door Manual with Child Guard
		55235204AB	1			74				Manual, Right
		55235205AB	1			74				Manual, Left
	6									ROD, Inside Handle to Latch
		55076066AC	1			74				Locking Control, Right
		55076067AC	1			74				Locking Control, Left
		55076070AC	1			74				I/S Release, Right
		55076071AC	1			74				I/S Release, Left
	7									ROD, Inside Lock to Latch
		55076272AC	1			74				I/S Lock to Latch, Right
		55076273AC	1			74				I/S Lock to Latch, Left

AR = use ase required - = Non illustrated part

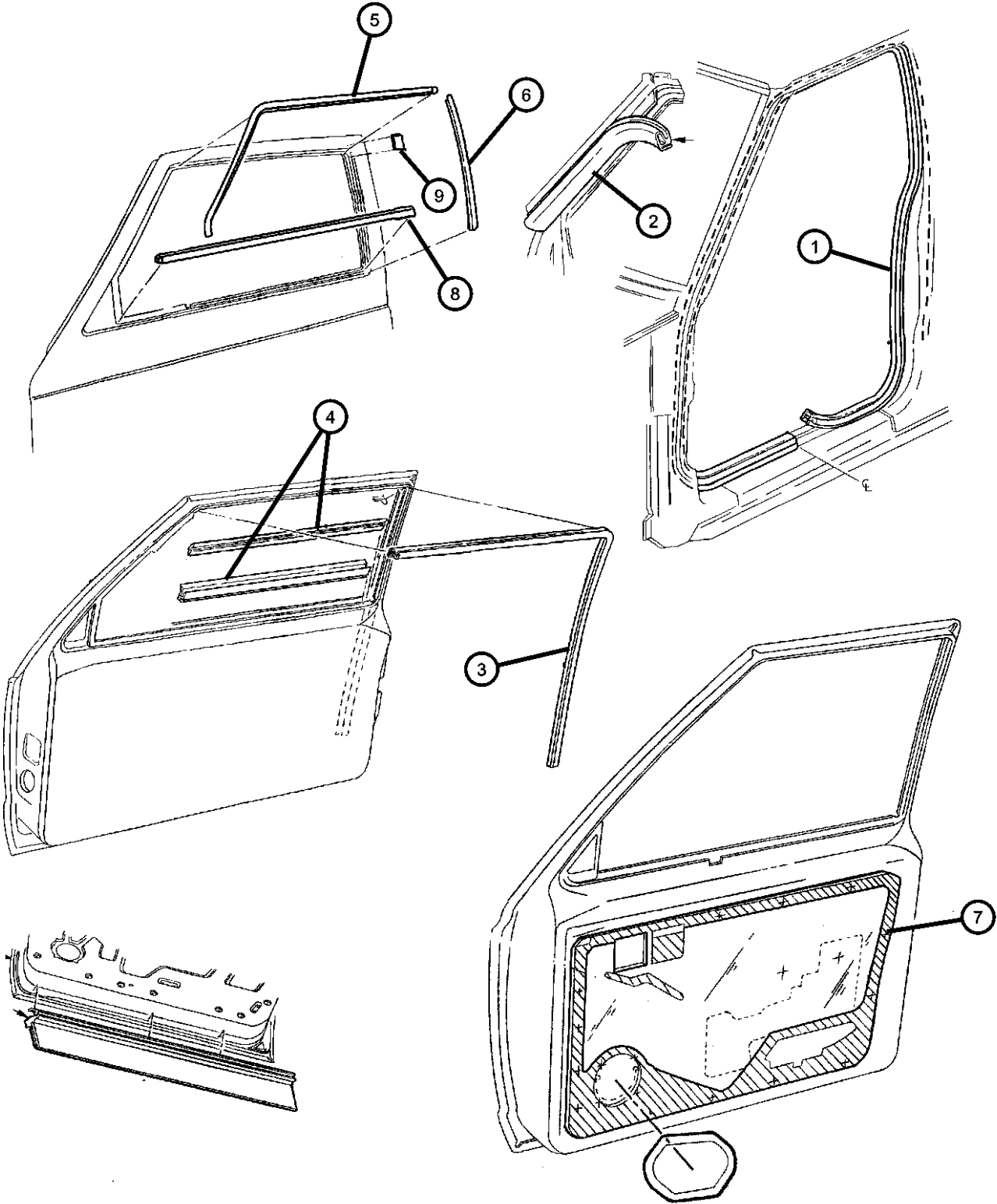
Mirrors, Exterior
Figure DX1-510

ITEM	PART NUMBER	QTY	LINE	SERIES	BODY	ENGINE	TRANS	TRIM	DESCRIPTION
1									MIRROR, Outside Rearview
	55154952AC	1	U		74				O/S Electric Folding Heated, Right
	55154953AC	1	U		74				O/S Electric Folding Heated, Left
2	55154953AC	1							SCREW, Pan Head, .25-20x.620, (NOT SERVICED),
3									GLASS, Mirror Replacement
	05012210AA	1	J, T						O/S Manual Foldaway, Right
	05012211AA	1	J, T						O/S Manual Foldaway, Left
	05012212AA	1							O/S Electric Heated Foldaway, Right
	05012213AA	1	J, T						O/S Electric Heated Foldaway, Left
	05012214AA	1	U		74				O/S Manual Foldaway, Right
	05012215AA	1	U		74				O/S Manual Foldaway, Left
	05012216AA	1	U		74				O/S Electric Folding Heated, Right



AR = use ase required - = Non illustrated part

Door, Front, Weatherstrips and Seals
Figure DX1-610



ITEM	PART NUMBER	QTY	LINE	SERIES	BODY	ENGINE	TRANS	TRIM	DESCRIPTION
1									WEATHERSEAL, Full Door To Body
	55176146AC	2	J		72				
	55176148AC	2			74				
2	55175355AD	2							SEAL, Door, Door Secondary A-Pillar
3									WEATHERSTRIP, Glass Channel Run
	55175352AC	1			74				Right
	55175353AC	1			74				Left
	55175368AC	1	J		72				Right
	55175369AC	1	J		72				Left
4									WEATHERSTRIP, Door Belt
	55175358	1			74				Inner, Right
	55175359	1			74				Inner, Left
	55175360AB	1			74				Outer, Right
	55175361AB	1			74				Outer, Left
5									MOLDING, Door
	55235898AA	1			74				With Clips, Upper Frame, Right
	55235899AA	1			74				With Clips, Upper Frame, Left
	55235902AA	1	J		72				With Clips, Upper Frame, Right
	55235903AA	1	J		72				With Clips, Upper Frame, Left
6									MOLDING, Front Door Frame
	55235778	1							Right
	55235779	1							Left
7									WATERDAM, Front Door
	55235982AB	1	J		72				Right
	55235983AB	1	J		72				Left
	55235984AB	1			74				Right
	55235985AB	1			74				Left
8									WEATHERSTRIP, Door Belt
	55175370	1	J		72				Inner, Right
	55175371	1	J		72				Inner, Left
	55175372AB	1	J		72				Outer, Right
	55175373AB	1	J		72				Outer, Left
9	55004920	AR							SHIM
-10									WATERSHIELD, Front Door
	55027146	1			74				Switch, Right
	55027147	1			74				Switch, Left

AR = use ase required - = Non illustrated part

Door, Rear, Weatherstrips , and Seals
Figure DX1-620

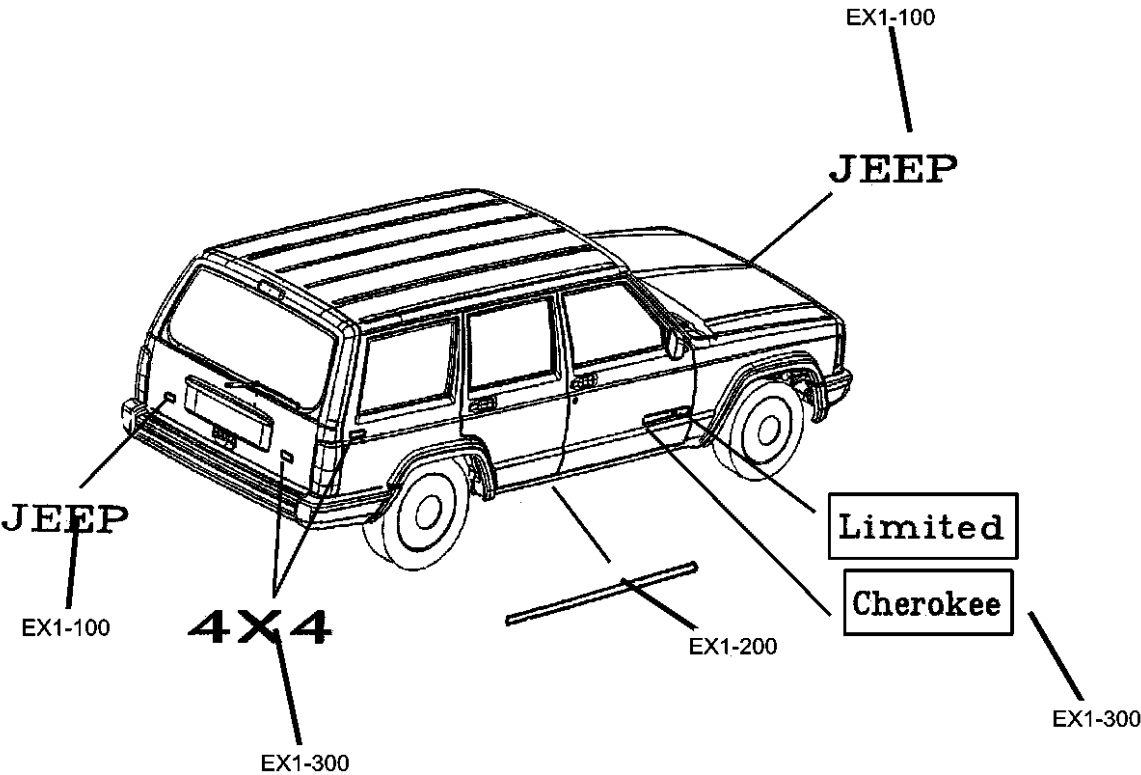
An exploded view diagram of a rear door assembly. The diagram shows the door frame, glass, and various seals and moldings. Callouts 1 through 9 point to specific parts: 1 points to the main door frame; 2 points to the upper weatherstrip; 3 points to the side weatherstrip; 4 points to the lower weatherstrip; 5 points to the door handle; 6 points to the hinge; 7 points to the hinge pin; 8 points to the hinge bush; and 9 points to the door latch. The diagram is a technical line drawing showing the assembly relationship between the parts.

ITEM	PART NUMBER	QTY	LINE	SERIES	BODY	ENGINE	TRANS	TRIM	DESCRIPTION
1	55175351AC	2			74				WEATHERSEAL, Full Door To Body
2	55175952AB	2			74				WEATHERSTRIP, Belt, Outer, Right And Left
3									MOLDING, Rear Door Frame
	55235780	2			74				Rear Door Pillar, Right And Left
	55235781	2			74				Rear Door Pillar, Left
4									WEATHERSTRIP, Door Glass Run
	55175356AC	1			74				Right And Left
	55175357AC	1			74				Left
5									WATERDAM, Rear Door
	55235986AB	1			74				Right
	55235987AB	1			74				Left
6	55175948	2			74				WEATHERSTRIP, Belt, Inner, Right And Left
7	55004920	AR							SHIM, Hinge 1.4mm
8	55175838AB	2			74				MOLDING, Rear Door Frame Upr, Frame Upper
-9	55235791AB	2			74				WEATHERSTRIP, B Pillar Secondary

AR = use ase required - = Non illustrated part

Group - EX1

Exterior Ornamentation




Group - EX1 Exterior Ornamentation

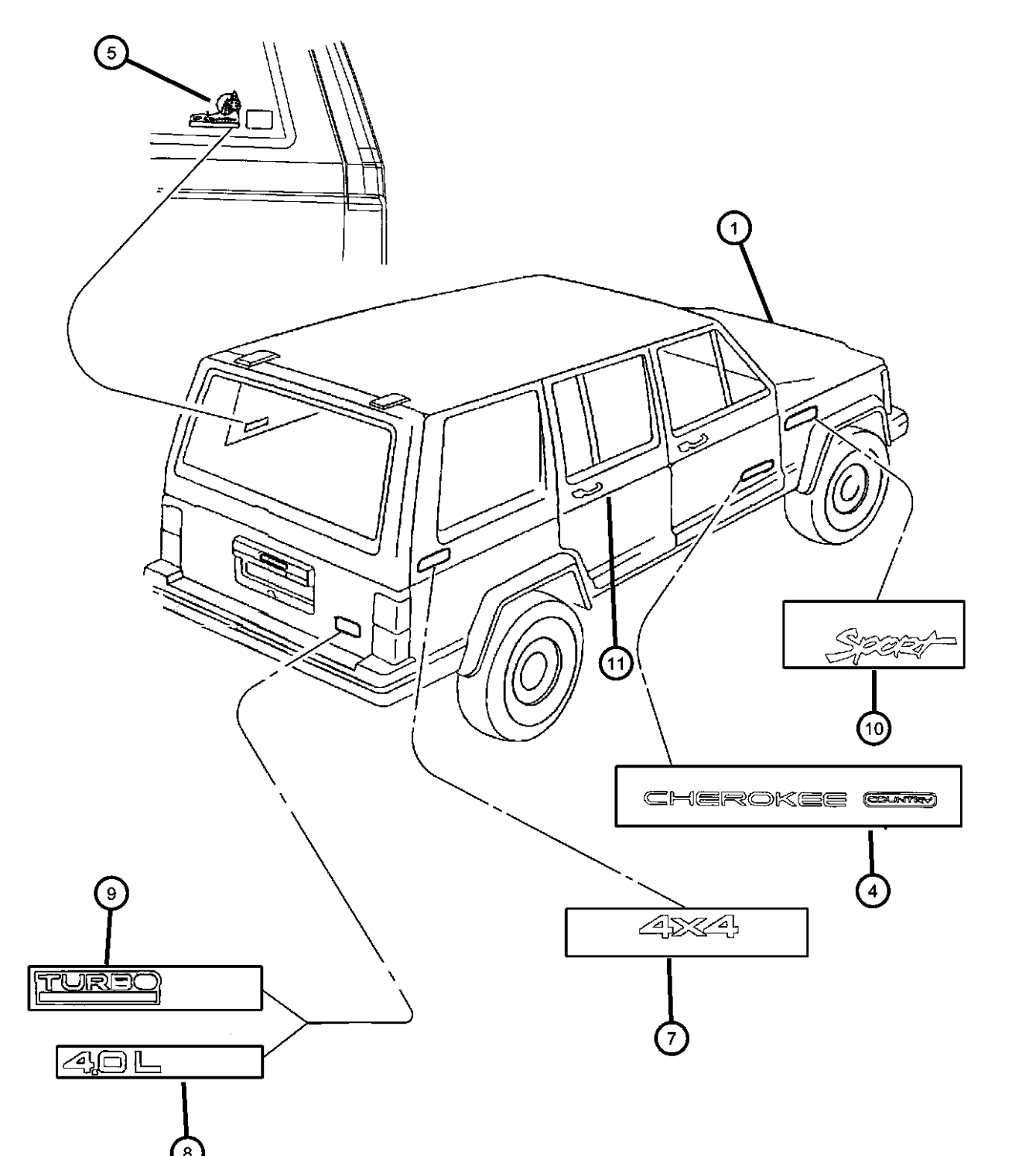
Illustration Title Group-Fig. No.

Nameplates
Nameplates and DecalsFig. EX1 - 110

Moldings and Ornamentation
Moldings and Body Side.....Fig. EX1 - 210

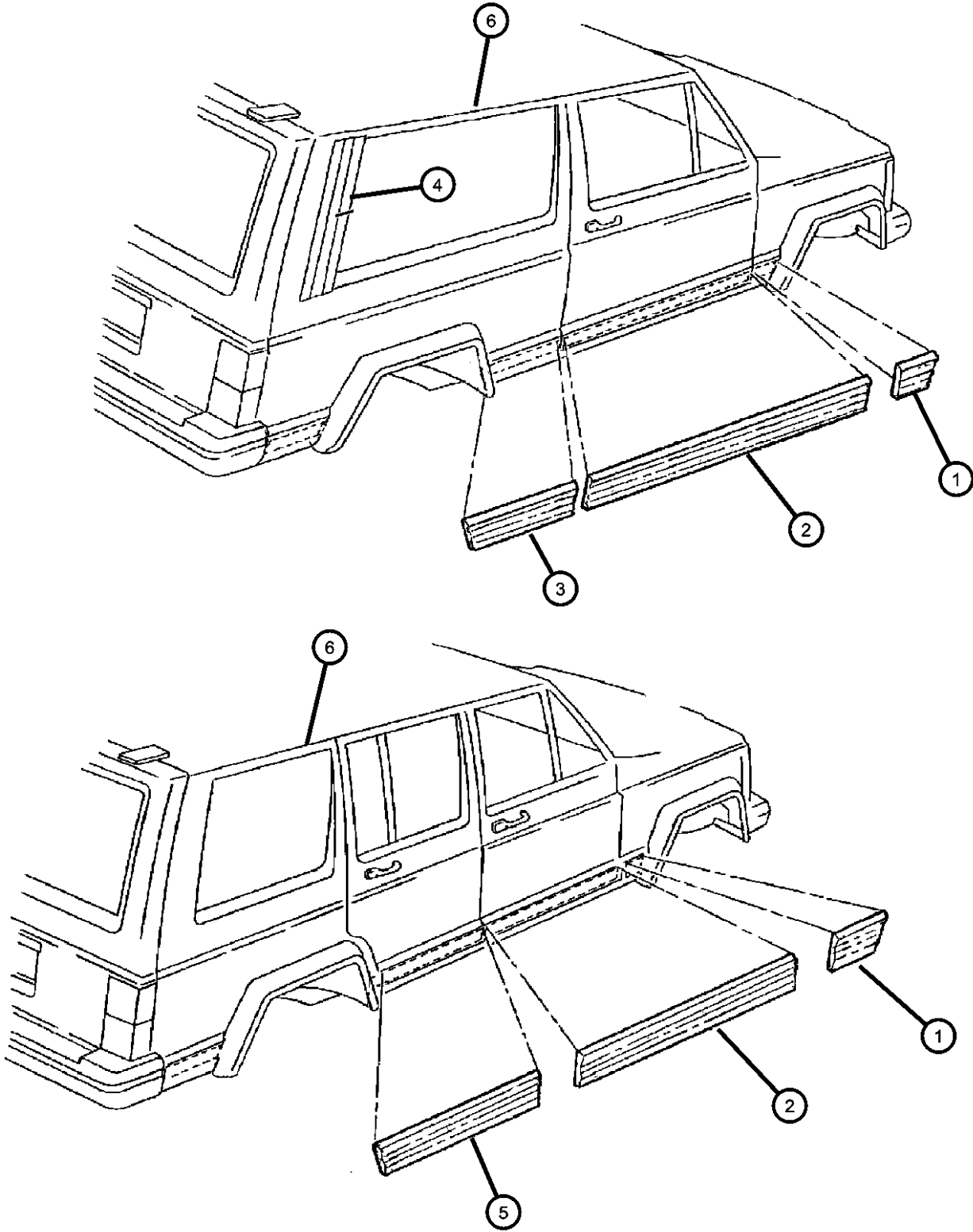
<div>EX1-100</div> <div>Nameplates</div> <div>Grand Cherokee</div> <div>JEEP</div>	<div>EX1-200</div> <div>Moldings and Ornamentation</div> <div></div>		
--	---	--	--

Nameplates and Decals
Figure EX1-110

	ITEM	PART NUMBER	QTY	LINE	SERIES	BODY	ENGINE	TRANS	TRIM	DESCRIPTION
	1	5EM87SA1	1							NAMEPLATE, Jeep, 'Jeep'
	-2	5EM91SA1	2							DIMENSIONAL GRAPHIC, 'Limited', Front Door
	-3	5GC82CA1AA	2							DIMENSIONAL GRAPHIC, 'Cherokee', Limited, Front Door
	4	5FY12CA1AA	2			74				DECAL, Country, 'Cherokee', Front Door
	5	5DL32MXW	1			74				DECAL, Country, Suspension - Touring, 'Up Country', Argentina
	-6	5GM60CA1AA	2							DECAL, Front Door, Classic - Front Door
	7	5FJ61CA1AB	2	J, U						DECAL, 4x4, Rear Quarter
	8	5FJ64CA1	1							DECAL, 4.0 Litre High Output, 4.0L Lower Liftgate
	9	5FJ65CA1	1							DECAL, Liftgate, Turbo Diesel, Turbo Diesel Liftgate
	10	5GN26CA1AA	2							DECAL, Sport, 'Sport'
	11	5GL59HA2AA	1			74				TAPE, Body Side, Front Door

AR = use ase required - = Non illustrated part

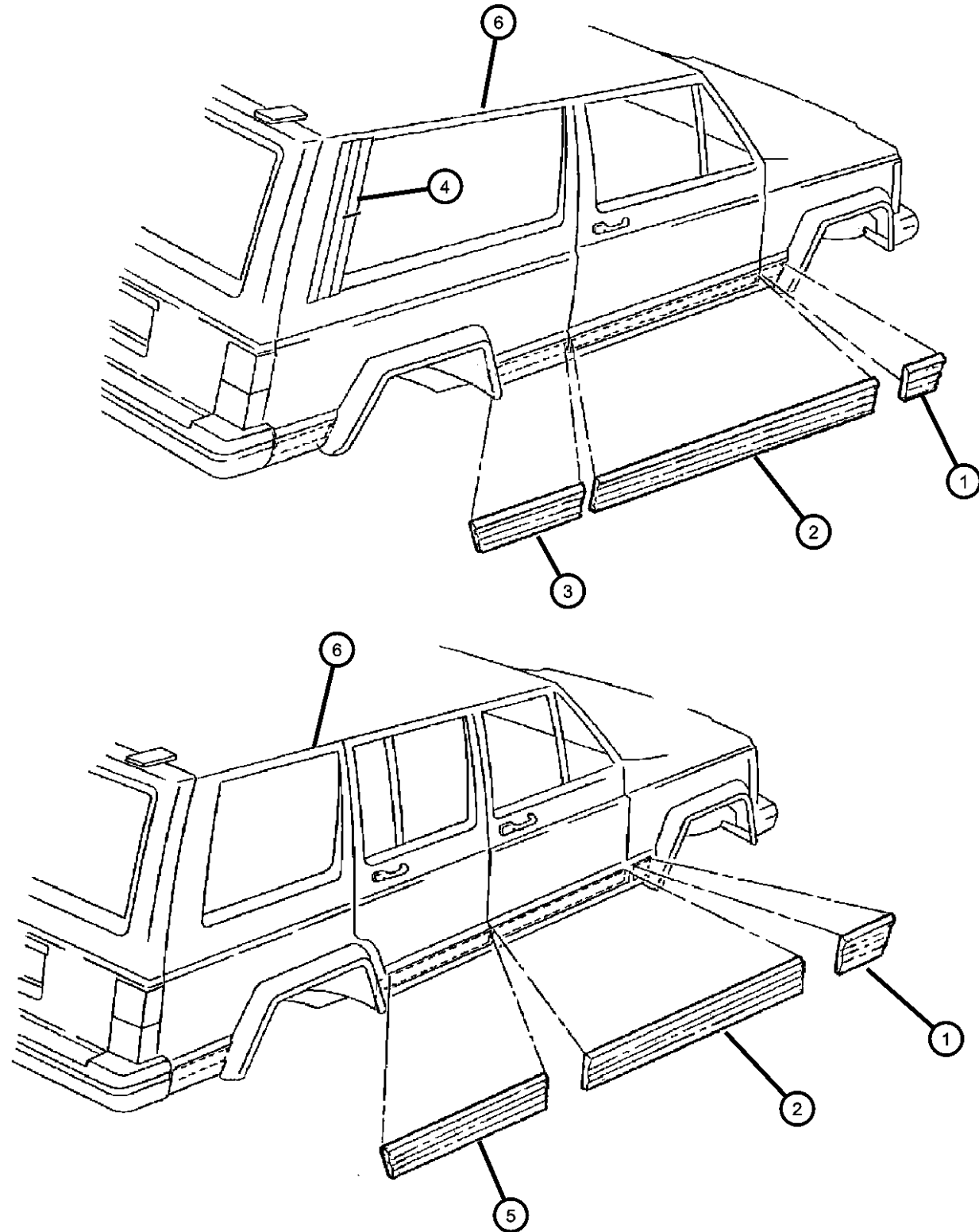
Moldings and Body Side
Figure EX1-210



ITEM	PART NUMBER	QTY	LINE	SERIES	BODY	ENGINE	TRANS	TRIM	DESCRIPTION
1									MOLDING, Fender
	5DY12DX9AB	1							Lower, Sport Decor Group, Right
	5DY13DX9AB	1							Lower, Sport Decor Group, Left
	5EM46DX8AB	1							Black Clear Coat, Country and Limited Decor Group, Right
	5EM46MS4AB	1							Bright Platinum, Country and Limited Decor Group, Right
	5EM46PR4AB	1							Flame Red, Country and Limited Decor Group, Right
	5EM46SW1AB	1							Stone White, Country and Limited Decor Group, Right
	5EM46TC-NAB	1							Deep Amethyst, Country and Limited Decor Group, Right
	5EM46TTKAB	1							Taupe Frost, Country and Limited Decor Group, Right
	5EM46VAWAB	1							Deep Slate, Country and Limited Decor Group, Right
	5EM46WPTAB	1							Everglade, Country and Limited Decor Group, Right
	5EM46WTHAB	1							Champagne, Country and Limited Decor Group, Right
	5EM46WU-LAB	1							Sienna Tinted, Country and Limited Decor Group, Right
	5EM47DX8AB	1							Black Clear Coat, Country and Limited Decor Group, Left
	5EM47MS4AB	1							Bright Platinum, Country and Limited Decor Group, Left
	5EM47PR4AB	1							Flame Red, Country and Limited Decor Group, Left
	5EM47SW1AB	1							Stone White, Country and Limited Decor Group, Left
	5EM47TC-NAB	1							Deep Amethyst, Country and Limited Decor Group, Left
	5EM47TTKAB	1							Taupe Frost, Country and Limited Decor Group, Left
	5EM47VAWAB	1							Deep Slate, Country and Limited Decor Group, Left
	5EM47WPTAB	1							Everglade, Country and Limited Decor Group, Left
	5EM47WTHAB	1							Champagne, Country and Limited Decor Group, Left
2									MOLDING, Front Door
	5DY14DX9AC	1	J		72				Black, Lower, Sport Decor Group, Right
	5DY15DX9AC	1	J		72				Black, Lower, Sport Decor Group, Left
	5DY16DX9AC	1			74				Black, Lower, Sport Decor Group, Right
	5DY17DX9AC	1			74				Black, Lower, Sport Decor Group, Left
	5EM56TC-NAB	1			74				Deep Amethyst, Right
	5EM56DX8AC	1			74				Black Clear Coat, Right
	5EM56MS4AC	1			74				Bright Platinum, Right
	5EM56PR4AC	1			74				Flame Red, Right

AR = use ase required - = Non illustrated part

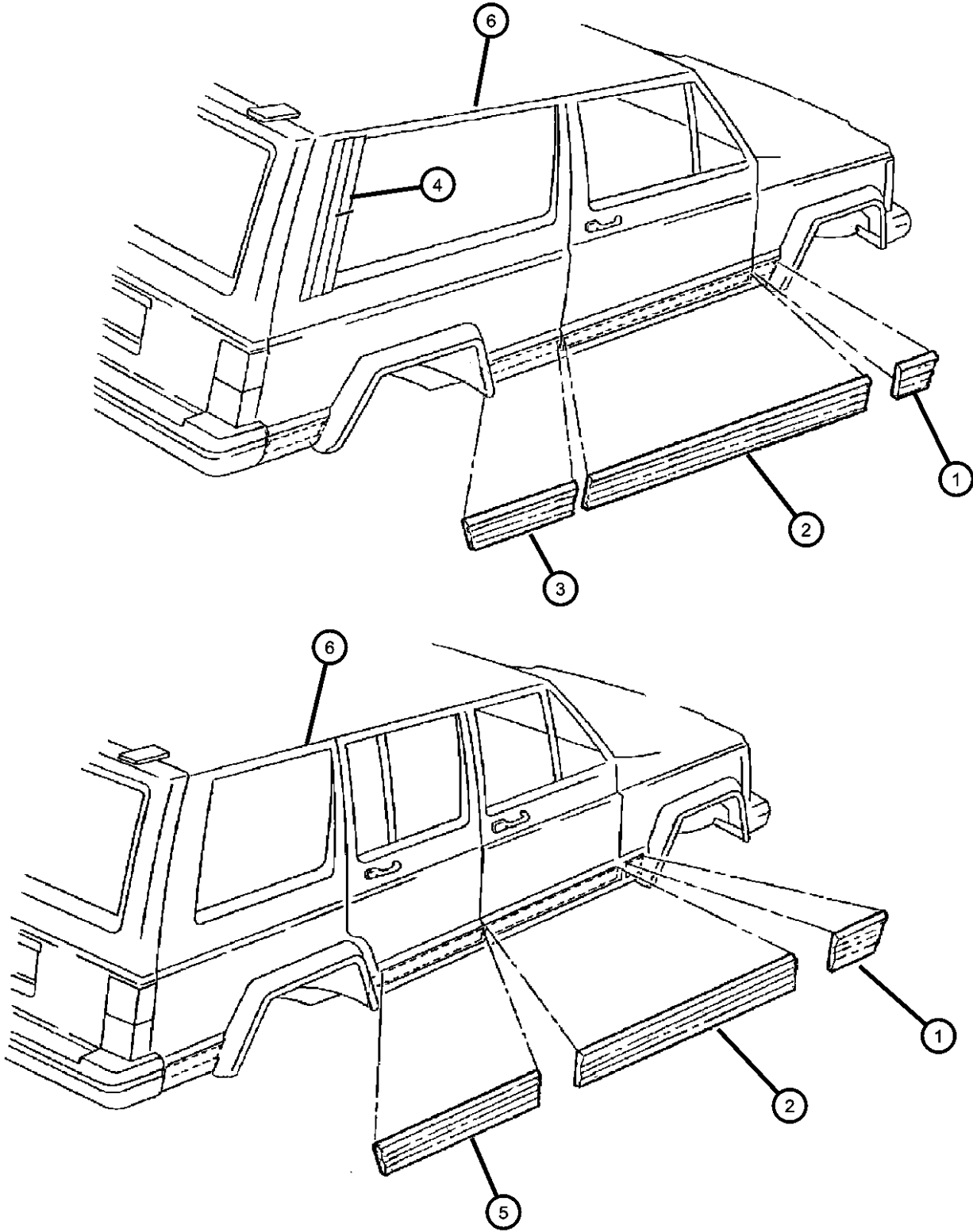
**Moldings and Body Side
Figure EX1-210**



ITEM	PART NUMBER	QTY	LINE	SERIES	BODY	ENGINE	TRANS	TRIM	DESCRIPTION
	5EM56SW1AC	1			74				Stone White, Right
	5EM56TTKAC	1			74				Taupe Frost, Right
	5EM56WB-TAC	1			74				Patriot Blue, Right
	5EM56WP-TAC	1			74				Everglade, Right
	5EM56WU-RAC	1			74				Sienna, Right
	5EM57DX8AC	1			74				Black Clear Coat, Left
	5EM57MS4AC	1			74				Bright Platinum, Left
	5EM57PR4AC	1			74				Flame Red, Left
	5EM57SW1AC	1			74				Stone White, Left
	5EM57TTKAC	1			74				Taupe Frost, Left
	5EM57WB-TAC	1			74				Patriot Blue, Left
	5EM57WP-TAC	1			74				Everglade, Left
3									MOLDING, Quarter Panel
	5DY26DX9AC	1	J		72				Front Lower, Sport Decor Group, Right
	5DY27DX9AC	1	J		72				Front Lower, Sport Decor Group, Left
4									APPLIQUE, Quarter Window
	55025788	1	J		72				Right
	55025789	1	J		72				Left
5									MOLDING, Rear Door
	5DY18DX9AC	1			74				Lower, Sport Decor Group, Right
	5DY19DX9AC	1			74				Lower, Sport Decor Group, Left
	5EM58DX8AC	1			74				Black Clear Coat, Right
	5EM58MS4AC	1			74				Bright Platinum, Right
	5EM58PR4AC	1			74				Flame Red, Right
	5EM58SW1AC	1			74				Stone White, Right
	5EM58TTKAC	1			74				Taupe Frost, Right
	5EM58WB-TAC	1			74				Patriot Blue, Right
	5EM58WP-TAC	1			74				Everglade, Right
	5EM58WU-RAC	1			74				Sienna, Right
	5EM59DX8AC	1			74				Black, Left
	5EM59MS4AC	1			74				Black Clear Coat, Left
	5EM59PR4AC	1			74				Bright Platinum, Left
	5EM59SW1AC	1			74				Flame Red, Left
	5EM59TTKAC	1			74				Stone White, Left
	5EM59WB-TAC	1			74				Taupe Frost, Left

AR = use ase required - = Non illustrated part

Moldings and Body Side
Figure EX1-210



ITEM	PART NUMBER	QTY	LINE	SERIES	BODY	ENGINE	TRANS	TRIM	DESCRIPTION
	5EM59WP-TAC	1			74				Everglade, Left
	5EM59WU-RAC	1			74				Sienna, Left
6									MOLDING, Drip Rail
	04856714	1							Right
	04856715	1							Left
-7	55235518	10							CLIP, Roof Drip Molding

AR = use ase required - = Non illustrated part

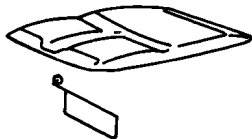



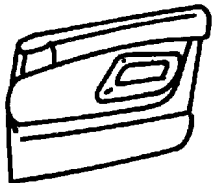

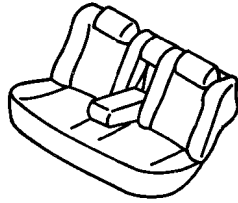

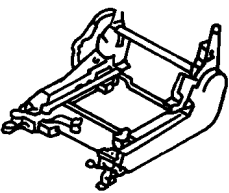
Group - IX1

Interior Trim

Group - IX1 Interior Trim

Illustration Title

Group-Fig. No.

IX1-100 Headliner and Visor 	IX1-1000 Lift Gate Trim 	IX1-200 Moldings, Scuff Plates 	IX1-300 Carpet 
IX1-400 Door Trim Panels-Front and Rear 	IX1-500 Front Seats and Attaching Parts 	IX1-600 Rear Seats and Attaching Parts 	IX1-700 Seat Belts-Front and Rear 
IX1-800 Adjusters, Covers, Shields, and Risers 			

Headliner and Visor	
Headliner and Upper Trim Molding	Fig. IX1 - 110
Visors and Vanity Mirrors	Fig. IX1 - 120

Moldings, Scuff Plates	
Panels, Interior Trim Front, 2 Door	Fig. IX1 - 210
Panels, Interior Trim, Rear, 2 Door	Fig. IX1 - 220
Panels, Interior Trim, Front, 4 Door	Fig. IX1 - 230
Panels, Interior Trim, Rear, 4 Door	Fig. IX1 - 240

Carpet	
Carpets and Mats	Fig. IX1 - 310
Insulation.....	Fig. IX1 - 320
Cover, Cargo	Fig. IX1 - 330

Door Trim Panels-Front and Rear	
Interior Trim Parts, 2 Door	Fig. IX1 - 410
Interior Trim Parts, 4 Door	Fig. IX1 - 420

Front Seats and Attaching Parts	
Front Seat, Vinyl, Trim Code B6	Fig. IX1 - 510
Front Seat, Leather, Trim Code DL	Fig. IX1 - 520
Front Seat, Cloth, Trim Code M5	Fig. IX1 - 530
Front Seat, Cloth, Trim Code XJ	Fig. IX1 - 540
Front Seat, Cloth, Trim Code H7	Fig. IX1 - 550

Rear Seats and Attaching Parts	
Rear Seat, Vinyl, Trim Code B6.....	Fig. IX1 - 610
Rear Seat, Leather, Trim Code DL.....	Fig. IX1 - 620
Rear Seat, Cloth, Trim Code M5	Fig. IX1 - 630
Rear Seat, Cloth, Trim Code XJ	Fig. IX1 - 640
Rear Seat, Cloth, Trim Code H7	Fig. IX1 - 650
Frame and Pad.....	Fig. IX1 - 660

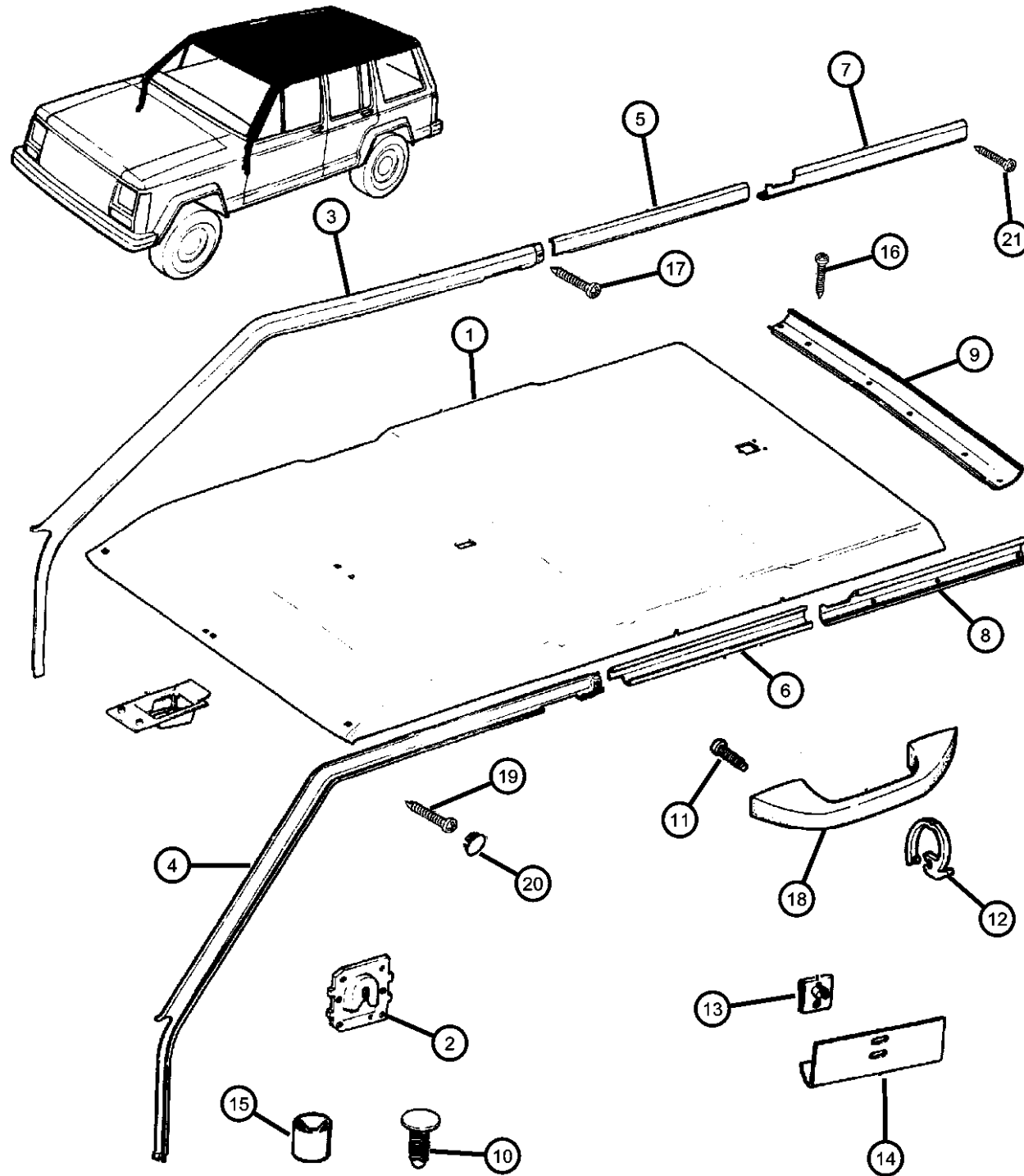
Seat Belts-Front and Rear	
Seat Belts, Front Seat, 2 Door	Fig. IX1 - 710
Seat Belts, Front Seat, 4 Door	Fig. IX1 - 720
Seat Belts, Rear Seat.....	Fig. IX1 - 730

Adjusters, Covers, Shields, and Risers	
Recliner and Adjuster	Fig. IX1 - 810

Lift Gate Trim	
Liftgate Trim Panel	Fig. IX1 - 1010

Headliner and Upper Trim Molding

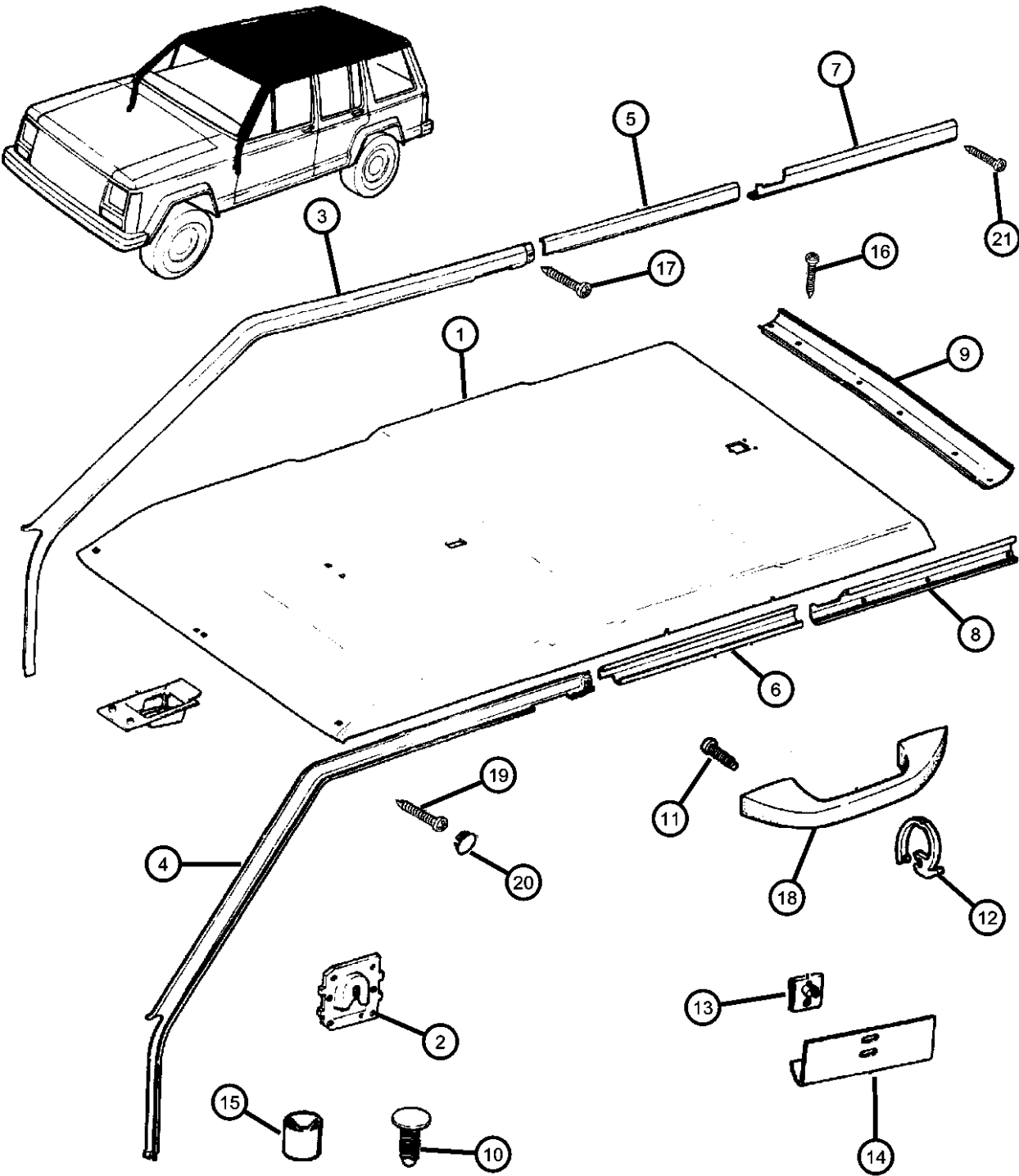
Figure IX1-110



ITEM	PART NUMBER	QTY	LINE	SERIES	BODY	ENGINE	TRANS	TRIM	DESCRIPTION
P.A.R.= Paint As Required									
1	0SF83HW8AA	1							HEADLINER
	0SF83RK5AA	1							*O0 Light Quartz, With Dome Lamp, Four Speakers
	0SX84HW8AA	1							*O0 Medium Camel, With Dome Lamp, Four Speakers
	0SX84RK5AA	1							*O0 Light Quartz, With Map/Dome Lamps, With Four Speakers
	0SX86HW8AA	1							*O0 Medium Camel, With Map/Dome Lamps, With Four Speakers
	0SX86RK5AA	1							*O0 Light Quartz, With Overhead Console
									*O0 Medium Camel, With Overhead Console
2	34201299	3							*O0 CLIP, Windshield
3	5GG38LAZAE	1			74				MOLDING, Windshield Garnish
	5GG38RK5AE	1			74				*O0 Agate, W/Shld Garnish Side Rt
	5GG48LAZAE	1	J		72				*O0 Camel, W/Shld Garnish Side Rt
	5GG48RK5AE	1	J		72				*O0 Agate, W/Shld Garnish Side Rt
4	5GG43LAZAE	1	U		74				MOLDING, Windshield Garnish
		1	J, T		74				*O0 Agate, W/Shld Garnish Side Lt.
	5GG43RK5AE	1	U		74				*O0 Agate, W/Shld Garnish Side Lt.
		1	J, T		74				*O0 Camel, W/Shld Garnish Side Lt.
	5GG49LAZAE	1	J		72				*O0 Camel, W/Shld Garnish Side Lt.
	5GG49RK5AE	1	J		72				*O0 Agate, W/Shld Garnish Side Lt.
5	5AC26LAZ	1			74				*O0 Camel, W/Shld Garnish Side Lt.
6	5AC63LAZ	1			74				*O0 MOLDING, Headliner, Paint as Required, Right
7	5AC27LAZ	1			74				*O0 MOLDING, Headliner, Paint as Required, Left
	5AD74LAZ	1	J		72				MOLDING, Headliner
8	5AC27LAZ	1			74				MOLDING, Headliner
	5AD75LAZ	1	J		72				*O0 Paint as Required, Left
9	5ER43LAZAD	1							*O0 Paint as Required, Left
10	34201545	4			74				*O0 MOLDING, Liftgate Upper, Agate
		4	J		72				CLIP, Molding
11	34202189	8	J, T						SCREW, Pan Head Torx, M5x0.8x30.00
		8	U		74				
12	5AD91LAZ	2							*O0 HOOK, Coat, Paint as Required

AR = use ase required - = Non illustrated part

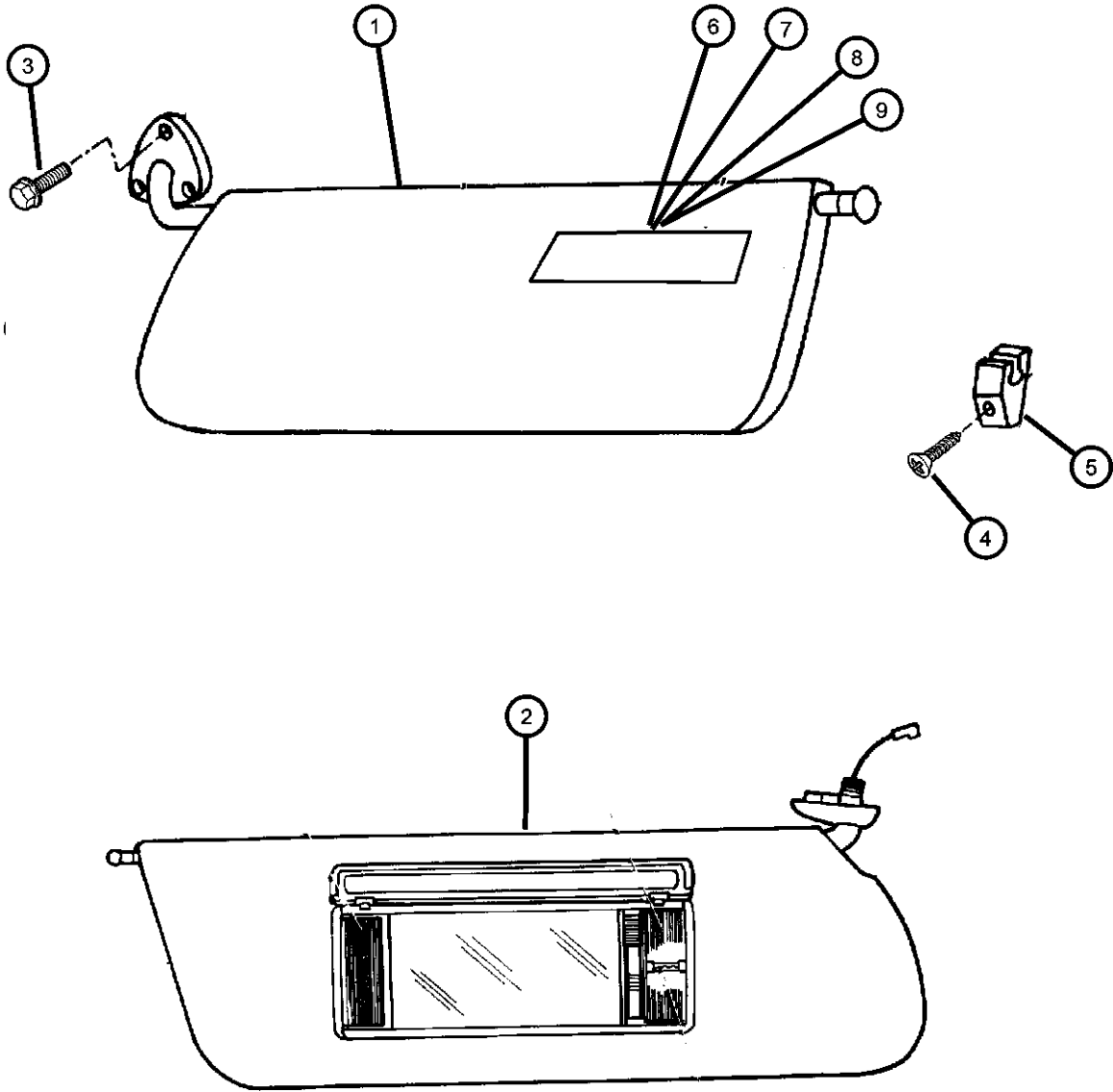
Headliner and Upper Trim Molding
Figure IX1-110



ITEM	PART NUMBER	QTY	LINE	SERIES	BODY	ENGINE	TRANS	TRIM	DESCRIPTION
13	J4000322	1							CLIP, U Type, .625x.719x.020
14	J3681225	1							CLIP, Headliner Mounting
15	55002520	2	J		72				SPACER, Headliner Molding Rear
16	55002520	2							SCREW, .164-18x.75, (NOT SERVICED)
17	55002520	2							SCREW, Pan Head, .164-18x.75, (NOT SERVICED)
18									HANDLE, Roof Grab
	5CX10LAZ	3	J, T					*O0	Agate
		4	U		74			*O0	Agate
	5CX10RK5	3	J, T					*O0	Camel
		4	U		74			*O0	Camel
19		4							SCREW, .164-18x.75, (NOT SERVICED),
20									PLUG, Button
	0AW91LAZ	4						*O0	Agate, Up to 9-18-98
	0AW91RK5	4						*O0	Camel, After 9-18-98
21	11501614	4			74				SCREW DRILL, Oval Truss Head, .164x18x1.378

AR = use ase required - = Non illustrated part

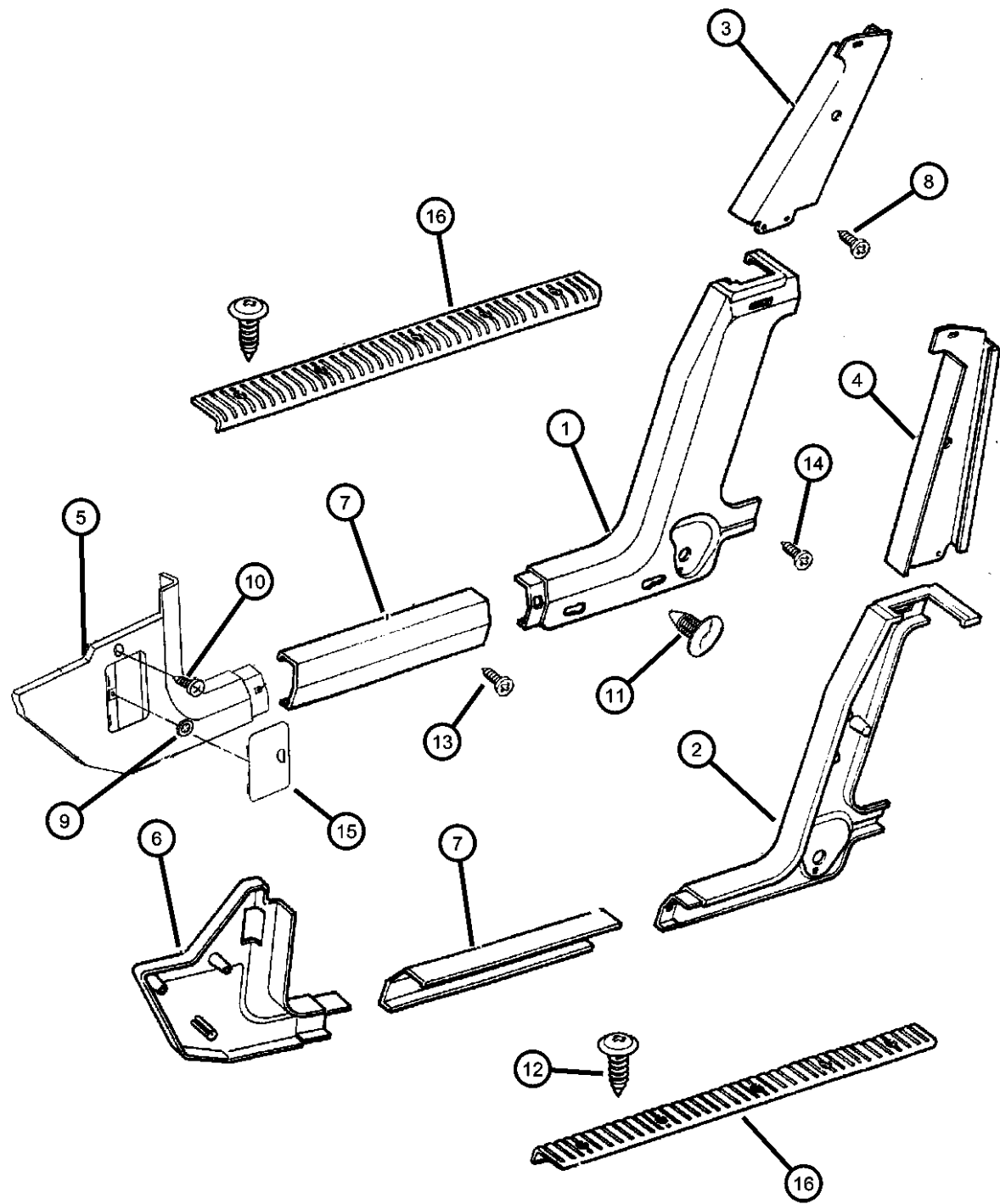
Visors and Vanity Mirrors
Figure IX1-120



ITEM	PART NUMBER	QTY	LINE	SERIES	BODY	ENGINE	TRANS	TRIM	DESCRIPTION
1	5FX361K5AB	1						*O0	VISOR Camel, Right
	5FX361W8AB	1						*O0	Quartz, Right
	5FX371K5AB	1						*O0	Camel, Left
	5FX371W8AB	1						*O0	Quartz, Left
2	5FX341W8AB	1						*O0	VISOR, Illuminated Quartz, Right
	5FX351K5AB	1						*O0	Camel, Left
	5FX351W8AB	1						*O0	Quartz, Left
3	06036201AA	6							SCREW, Oval Head Tapping, .164x18x.984
	11501150	6	J		72				
4	34201398	4			74				SCREW AND WASHER, Oval Truss Head, .164-18x.984
5	0DF49HW8AB	2						*O0	CLIP, Visor Quartz
	0DF49RK5AB	2						*O0	Camel
6	53009357	1	J, U						LABEL, Transfer Case Shift, Select Trac Full Time NP 242
7	52006337AB	1	U		74				LABEL, Diesel Starting, English
8	04595746AA	1							LABEL, Air Bag Warning, English
9	04897875AA	1						*O0	LABEL, Airbag Alert, Visor, English
	56022578AA	2							Alert, Visor, Spanish/Portuguese
	56022592AA	2							Alert, Visor, Spanish/Portuguese (FOV)

AR = use ase required - = Non illustrated part

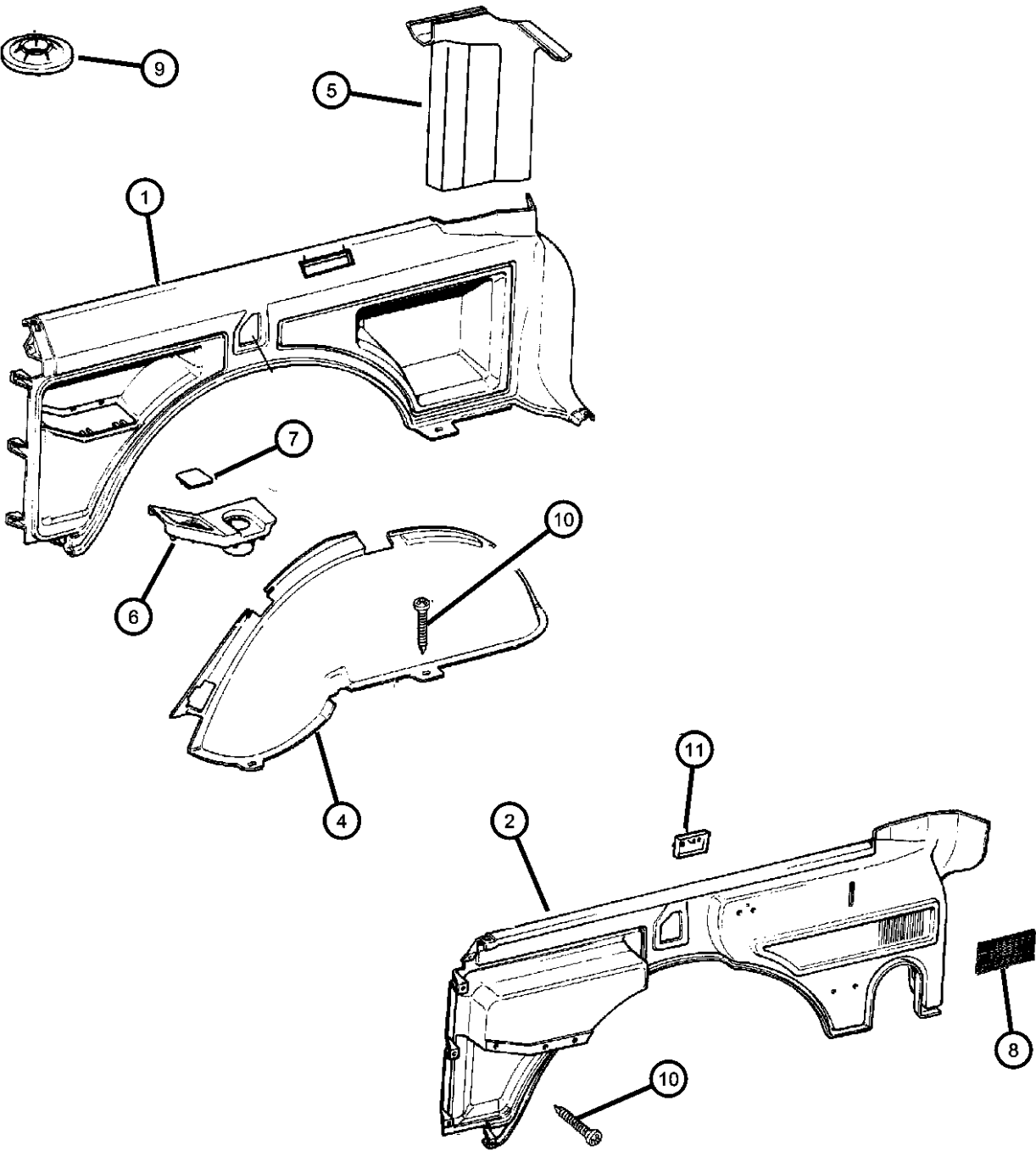
Panels, Interior Trim Front, 2 Door
Figure IX1-210



ITEM	PART NUMBER	QTY	LINE	SERIES	BODY	ENGINE	TRANS	TRIM	DESCRIPTION
P.A.R.= Paint As Required									
1	5EW90LAZAD	1	J		72			*O0	EXTENSION, B Pillar, P. A. R., Right
2	5EW91RK5AD	1	J		72			*O0	EXTENSION, B Pillar, P. A. R., Left
3									COVER, Lock Pillar
	5ER16LAZAG	1	J		72			*O0	Agate, Right
	5ER16RK5AG	1	J		72			*O0	Camel, Right
4									COVER, Lock Pillar
	5ER17LAZAG	1	J		72			*O0	Agate, Left
	5ER17RK5AG	1	J		72			*O0	Camel, Left
5									PANEL, Cowl Side Trim
	5EG14LAZAE	1						*O0	Agate, Right
	5EG14RK5AE	1						*O0	Camel, Right
6									PANEL, Cowl Side Trim
	5EG17LAZAD	1	J, T					*O0	Agate, Left
	5EG17RK5AD	1	J, T					*O0	Camel, Left
7									PLATE, Scuff
	5EW78LAZ	1	J		72			*O0	Agate, Right
	5EW78RK5	1	J		72			*O0	Camel, Right
	5EW79LAZ	1	J		72			*O0	Agate, Left
	5EW79RK5	1	J		72			*O0	Camel, Left
8	34201314	1	J		72			*M5	SCREW, Tapping Round Head, .164x18x1.232
9	06033560	2							NUT AND WASHER, Hex Nut-Coned Washer, .25-20
10	06033560	2							SCREW AND WASHER, Pan Head, .19-16x1, (NOT SERVICED)
11	34201545	4	J		72				CLIP, Molding
12	34201545	4							SCREW, .164-18x.500, (NOT SERVICED)
13	06034863	8	J		72				SCREW, Pan Head, .164-18x1.25
14	34201400	2	J		72				SCREW AND FINISH WASHER, Oval Head TR, 40mm Long
15									DOOR, Fuse Access
	5FU34LAZAB	1						*O0	Agate
	5FU34RK5AB	1						*O0	Camel
16	55003374	2	J		72				PLATE, Scuff

AR = use ase required - = Non illustrated part

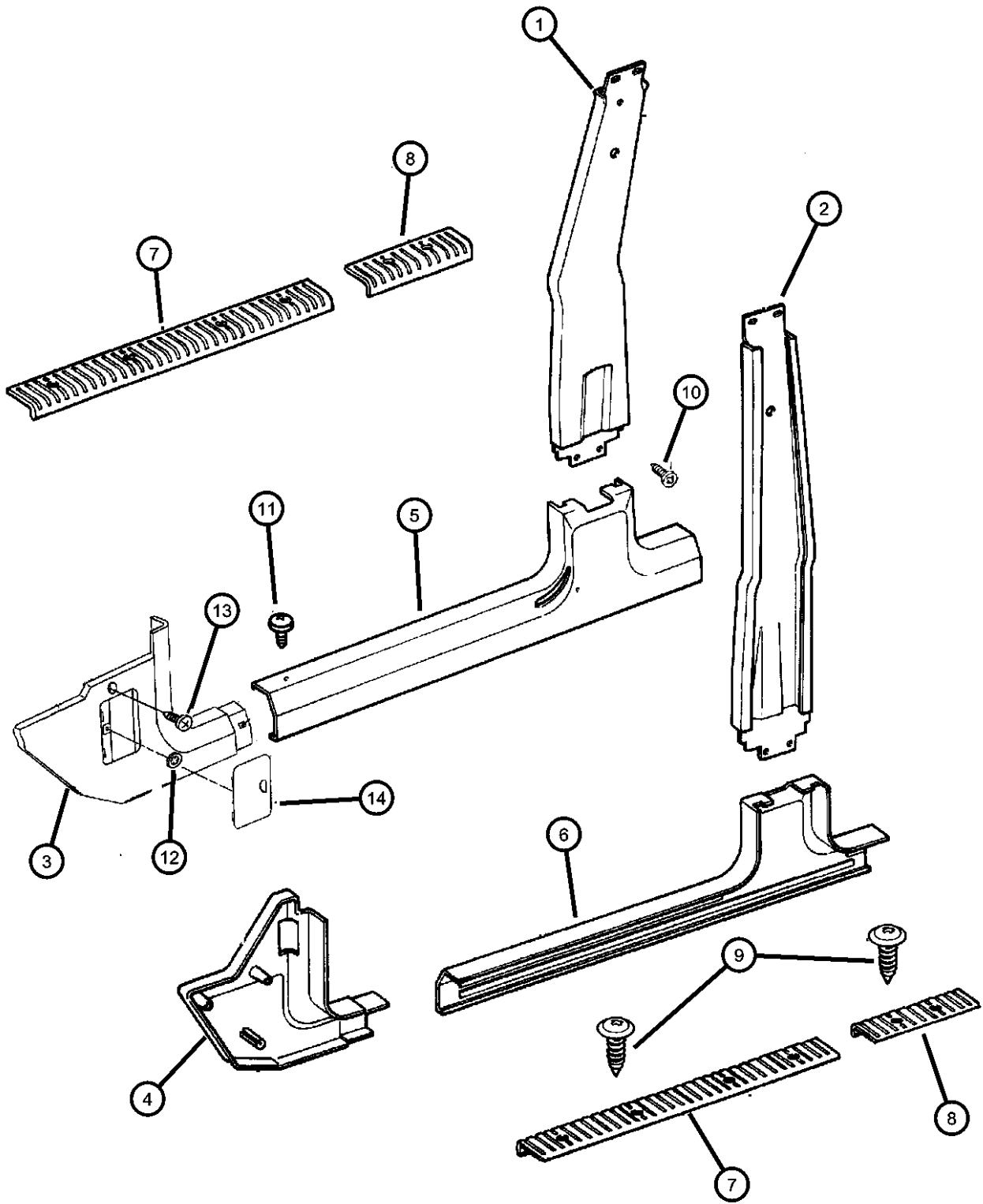
Panels, Interior Trim, Rear, 2 Door
Figure IX1-220



ITEM	PART NUMBER	QTY	LINE	SERIES	BODY	ENGINE	TRANS	TRIM	DESCRIPTION
1	5EG04LAZAE	1	J		72			*O0	PANEL, Quarter Trim Agate, Right
	5EG04RK5AE	1	J		72			*O0	Camel, Right
2	5EG05LAZAF	1	J		72			*O0	PANEL, Quarter Trim Agate, Left
	5EG05RK5AF	1	J		72			*O0	Camel, Left
-3	5EG05RK5AF	1							PIN, Push .281, (NOT SERVICED),
4	5AC58LAZAB	1						*O0	PANEL, Wheelhouse Agate, Right
	5AC58VK9AB	1						*O0	Dark Tan, Right
	5AC59LAZAB	1						*O0	Agate, Left
	5AC59VK9AB	1						*O0	Dark Tan, Left
5	5ER40LAZAD	1	J		72			*O0	COVER, Liftgate Pillar Agate, Right
	5ER40RK5AD	1	J		72			*O0	Camel, Right
	5ER41LAZAD	1	J		72			*O0	Agate, Left
	5ER41RK5AD	1	J		72			*O0	Camel, Left
6	5ER41RK5AD	1							COVER, Armrest, Serviced in Quarter Trim Panel, (NOT SERVICED),
7	5AC64LAZ	2	J		72			*O0	COVER, Ash Receiver Opening Agate
	5AC64VK9	2	J		72			*O0	Camel
8	55004406	1	J		72			*O0	SCREEN, Louvre
9	34201481	6	J		72			*O0	NUT, Push On
10	34201468	4							SCREW, Round Washer Head, M4.2x1.41x25.00
11	34201468	4							REST, Spare Tire, (NOT SERVICED)

AR = use ase required - = Non illustrated part

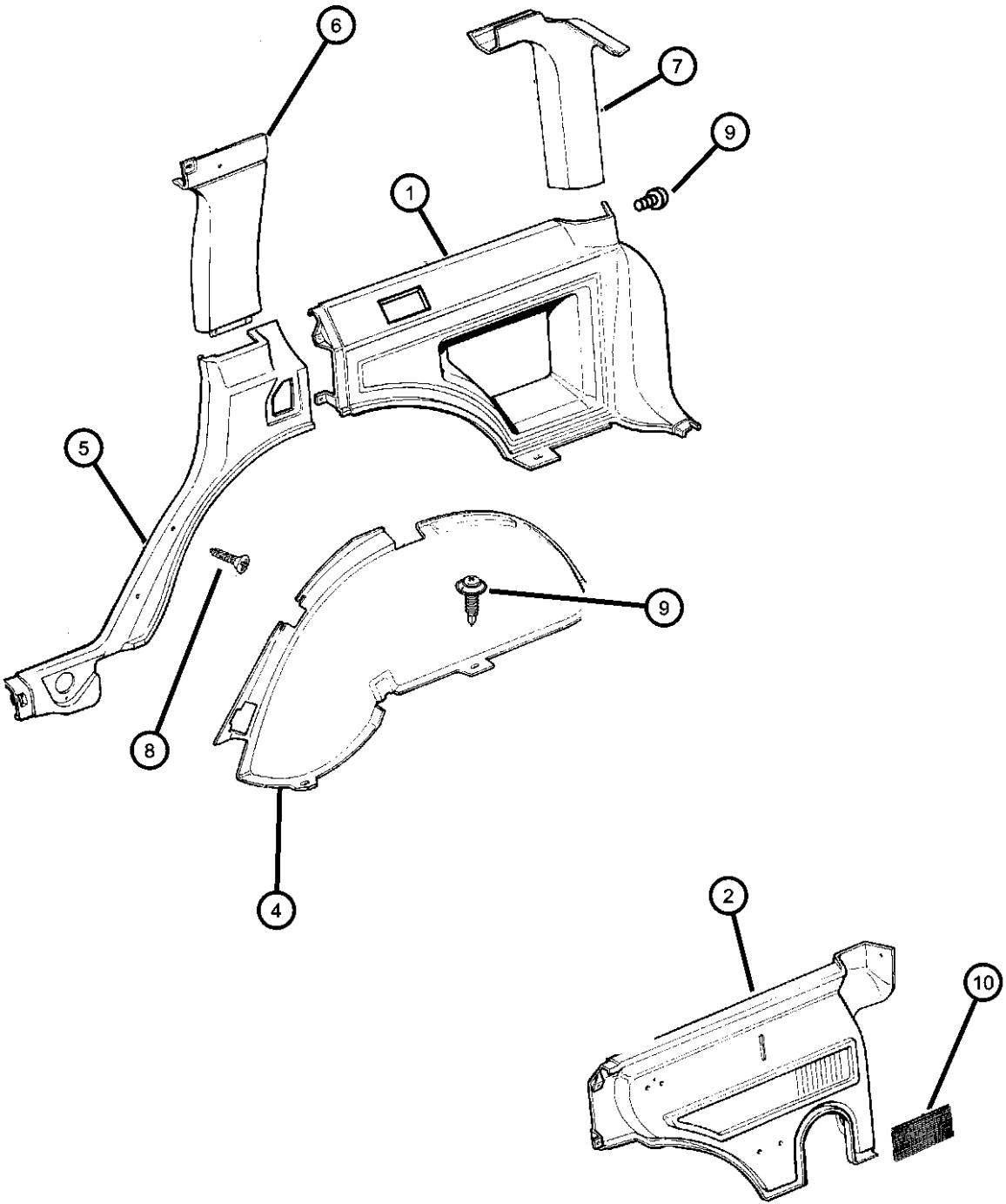
Panels, Interior Trim, Front, 4 Door
Figure IX1-230



ITEM	PART NUMBER	QTY	LINE	SERIES	BODY	ENGINE	TRANS	TRIM	DESCRIPTION
P.A.R.= Paint As Required									
1	5ER20RK5AE	1			74			*O0	COVER, B Pillar Trim Panel, P. A. R., Right
2	5ER21RK5AE	1			74			*O0	COVER, B Pillar Trim Panel, P. A. R., Left
3	5EG14LAZAE	1						*O0	PANEL, Cowl Side Trim Agate, Right
	5EG14RK5AE	1						*O0	PANEL, Cowl Side Trim Camel, Right
4	5EG17LAZAD	1	J, T					*O0	PANEL, Cowl Side Trim Agate, Left
	5EG17RK5AD	1	J, T					*O0	PANEL, Cowl Side Trim Camel, Left
	5ES93LAZAD	1	U		74			*O0	Agate, Left
	5ES93RK5AD	1	U		74			*O0	Camel, Left
5	5EW80LAZAE	1			74			*O0	COVER, B Pillar Trim Panel Agate, Right
	5EW80RK5AE	1			74			*O0	COVER, B Pillar Trim Panel Camel, Right
6	5EW81LAZAE	1			74			*O0	COVER, B Pillar Trim Panel Agate, Left
	5EW81RK5AE	1			74			*O0	COVER, B Pillar Trim Panel Camel, Left
7	55003370	2			74				PLATE, Scuff Front
	55003372	2			74				PLATE, ScuffRear
8	55003372	2			74				SCREW, .164-18x.500, (NOT SERVICED)
9	55003372	2							PIN, Push, M6.3x19.84
10	06504995AA	2			74				SCREW AND FINISH WASHER, Oval Head TR, 40mm Long
11	34201400	2			74				NUT AND WASHER, Hex Nut-Coned Washer, .25-20
12	06033560	2							SCREW, Round Washer Head, M4.2x1.41x25.00
13	34201468	4							DOOR, Fuse Access
14	5FU34LAZAB	1						*O0	Agate
	5FU34RK5AB	1						*O0	Camel

AR = use ase required - = Non illustrated part

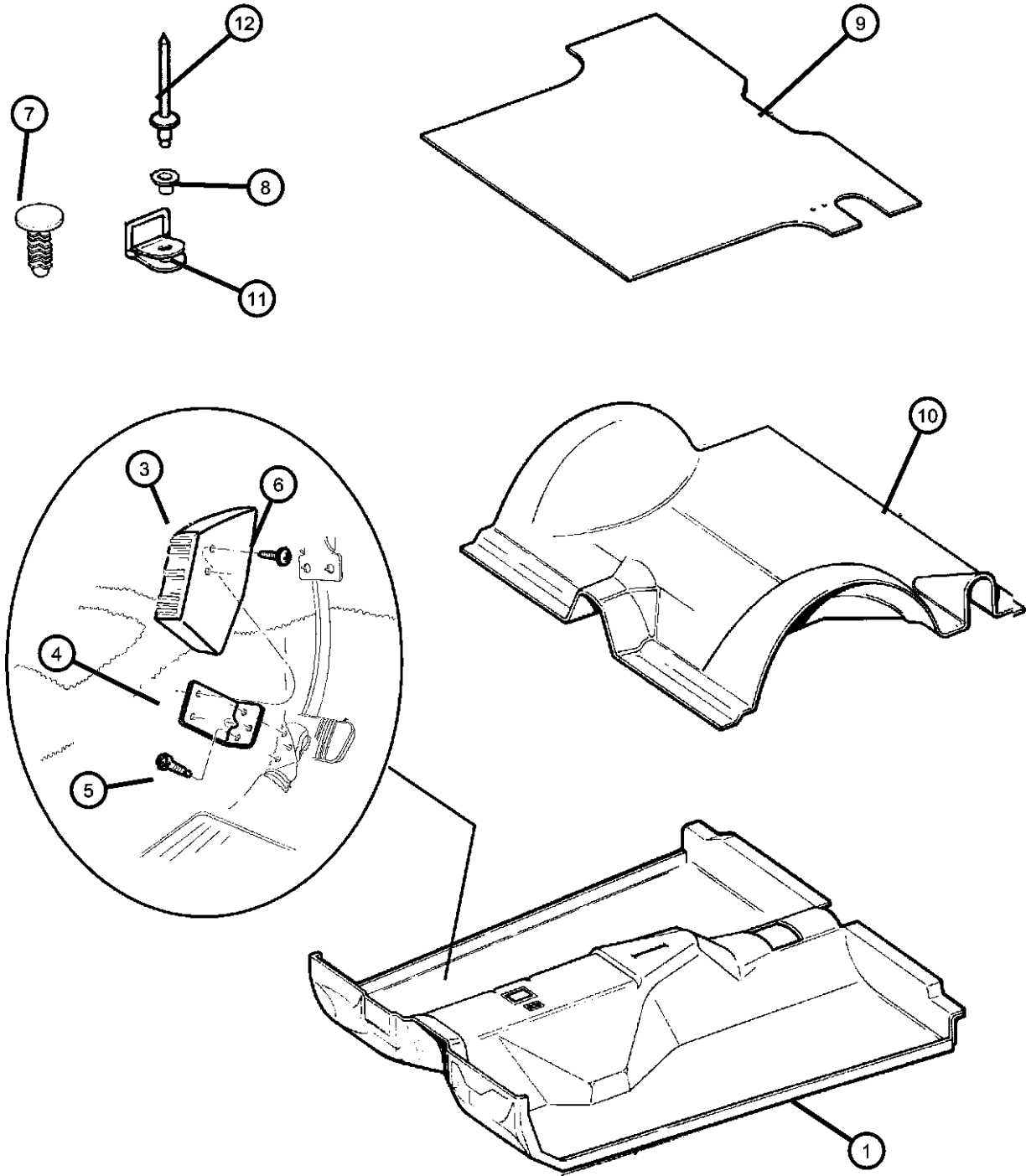
Panels, Interior Trim, Rear, 4 Door
Figure IX1-240



ITEM	PART NUMBER	QTY	LINE	SERIES	BODY	ENGINE	TRANS	TRIM	DESCRIPTION
P.A.R.= Paint As Required									
1	5EG02LAZAE	1			74			*O0	PANEL, Quarter Trim Agate, Right
	5EG02RK5AE	1			74			*O0	Camel, Right
2	5EG03LAZAG	1			74			*O0	PANEL, Quarter Trim Agate, Left
	5EG03RK5AG	1			74			*O0	Camel, Left
-3	5EG03RK5AG	1							PIN, Push .281, (NOT SERVICED),
4	5AC58LAZAB	1						*O0	PANEL, Wheelhouse Agate, Right
	5AC58VK9AB	1						*O0	Camel, Right
	5AC59LAZAB	1						*O0	Agate, Left
	5AC59VK9AB	1						*O0	Camel, Left
5	5GM58LAZAD	1			74			*O0	EXTENSION, C Pillar Agate, Right
	5GM58RK5AD	1			74			*O0	Camel, Right
	5GM59LAZAD	1			74			*O0	Agate, Left
	5GM59RK5AD	1			74			*O0	Camel, Left
6	5EW86RK5AC	1			74			*O0	COVER, C Pillar P. A.. R., Right
	5EW87RK5AC	1			74			*O0	P. A.. R., Left
7	5FX19LAZAD	1			74			*O0	COVER, Liftgate Agate, Right
	5FX19RK5AD	1			74			*O0	Camel, Left
8	34201545	4			74				CLIP, Molding
9	34201468	4							SCREW, Round Washer Head, M4.2x1.41x25.00
10	55004406	1			74			*O0	SCREEN, Louvre

AR = use ase required - = Non illustrated part

Carpets and Mats
Figure IX1-310

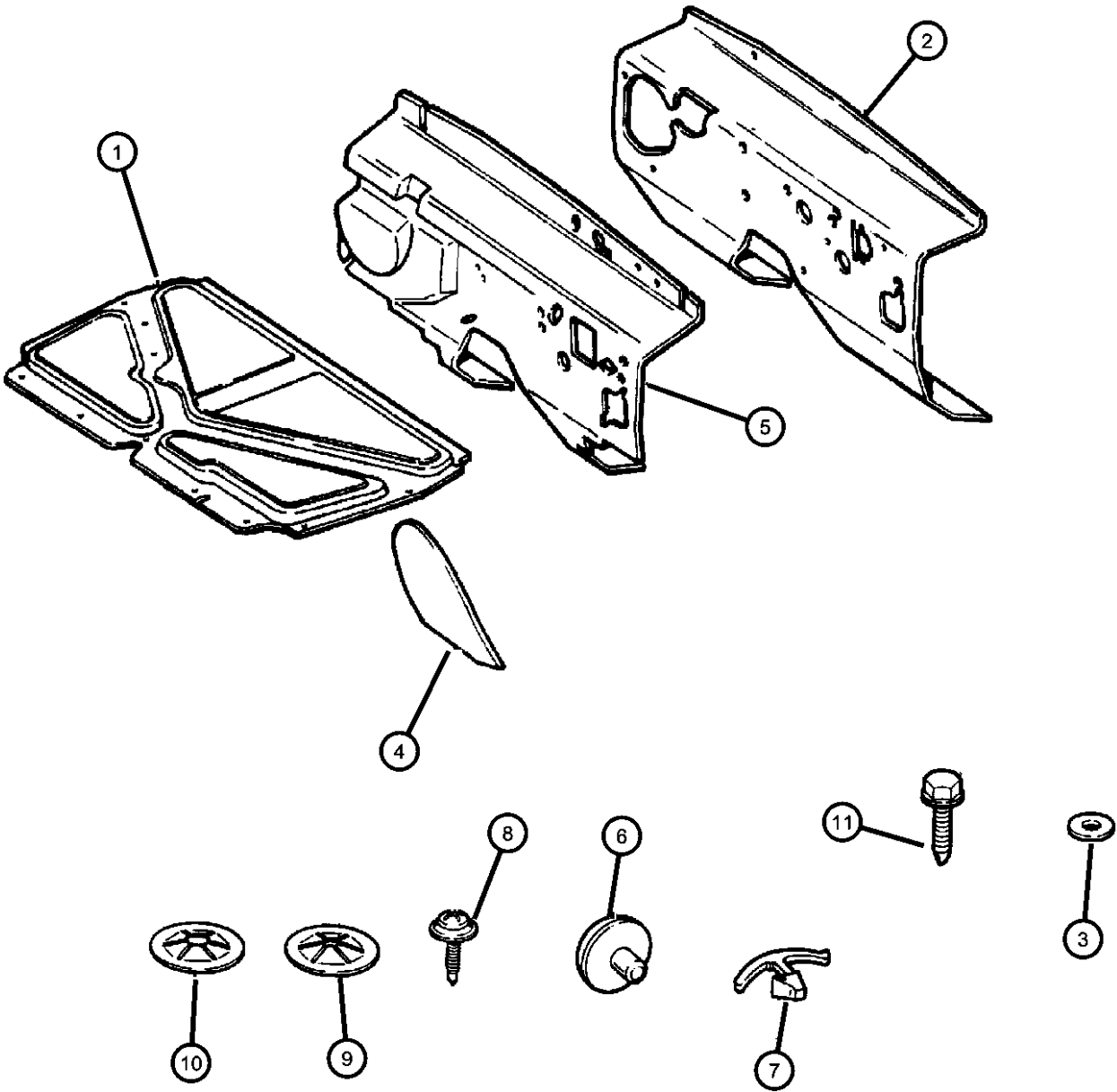


ITEM	PART NUMBER	QTY	LINE	SERIES	BODY	ENGINE	TRANS	TRIM	DESCRIPTION
1									CARPET, Floor
	5EY16LAZAS	1						*O0	Agate
	5EY16VK9AS	1						*O0	Dark Tan
	5FM05LAZAO	1	U		74			*O0	Agate
	5FM05VK9AO	1	U		74			*O0	Dark Tan
-2									CARPET, Floor
	5FY03LAZAR	1	J, T					*O0	Agate, Diesel
	5FY03VK9AR	1	J, T					*O0	Dark Tan, Diesel
3	55115066	1	U		74				PAD, Foot Rest
4	55115067	1	U		74				BRACKET, Foot Rest
5	55115067	1							SCREW, .190-16x.625, (NOT SERVICED)
6	55115067	1							SCREW, .190-16x1.00, (NOT SERVICED)
7	55115067	1							PIN, Push .281, (NOT SERVICED)
8	34202365	4							WASHER
9	55008727	1							MAT, Floor
10									CARPET, Cargo Floor
	5FX14LAZAH	1						*O0	Agate
	5FX14VK9AH	1						*O0	Dark Tan
11	55215609	4							LOOP, Cargo Tie Down
12	06035122	4							RIVET, .187x.70 Black
-13	34202672	2							RIVET, .197 Grip-.187-.375
-14									MAT KIT, Floor
	5FJ35LAZAB	1	U		74			*O0	Agate
	5FJ35VK9AB	1	U		74			*O0	Dark Tan

AR = use ase required - = Non illustrated part

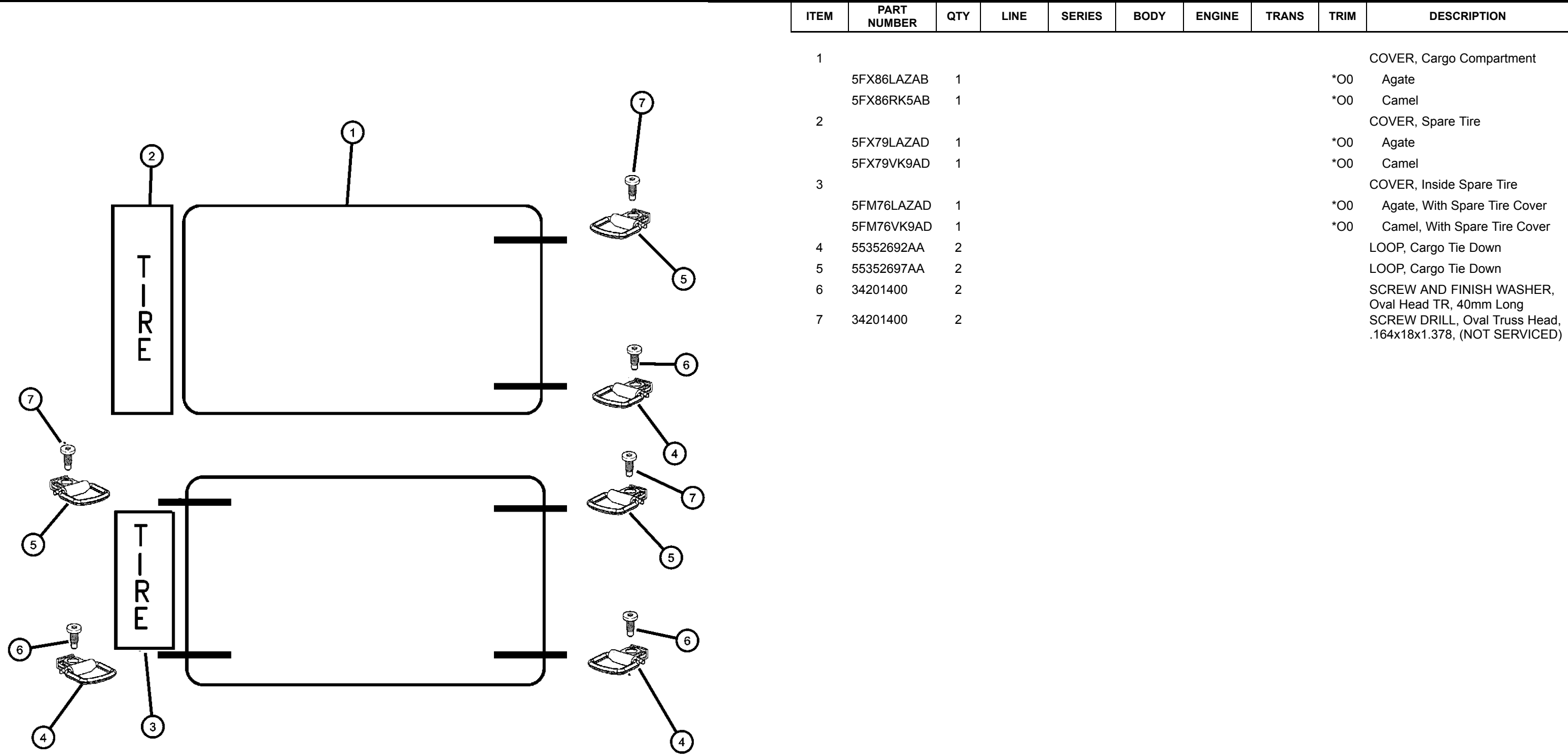
Insulation
Figure IX1-320

ITEM	PART NUMBER	QTY	LINE	SERIES	BODY	ENGINE	TRANS	TRIM	DESCRIPTION
1	55217068AE	1							INSULATION, Hood
2	55217409AL	1	J, T						INSULATION, Dash Panel
3	55217409AL	1							WASHER, Flat, (NOT SERVICED)
4	55004230	1							INSULATION, Toe Board
5	55352647AA	AR							INSULATION, Dash Panel
6	J3081054	7							CLIP, Silencer
7	06003351	13							RETAINER, Hood Insulation, .415x.690
8	06003351	13							SCREW, Flat Head, .312-18x1.00, (NOT SERVICED)
9	04778961	1							NUT
10	J4000235	2							NUT, Push, .375
11	11500101	2							SCREW, Pan Head Tapping, .250x14x.984



AR = use ase required - = Non illustrated part

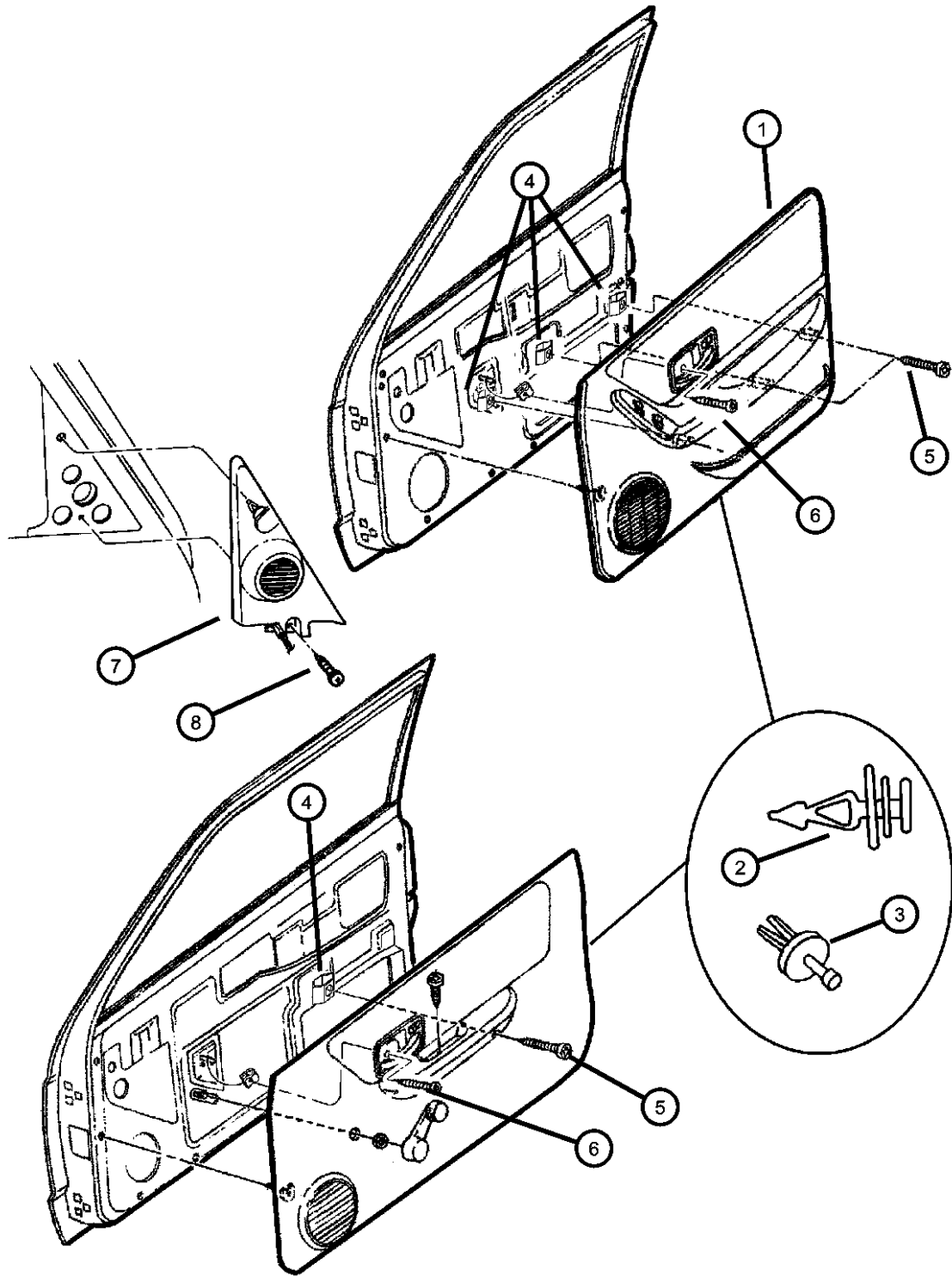
Cover, Cargo
Figure IX1-330



ITEM	PART NUMBER	QTY	LINE	SERIES	BODY	ENGINE	TRANS	TRIM	DESCRIPTION
1									COVER, Cargo Compartment
	5FX86LAZAB	1						*O0	Agate
	5FX86RK5AB	1						*O0	Camel
2									COVER, Spare Tire
	5FX79LAZAD	1						*O0	Agate
	5FX79VK9AD	1						*O0	Camel
3									COVER, Inside Spare Tire
	5FM76LAZAD	1						*O0	Agate, With Spare Tire Cover
	5FM76VK9AD	1						*O0	Camel, With Spare Tire Cover
4	55352692AA	2							LOOP, Cargo Tie Down
5	55352697AA	2							LOOP, Cargo Tie Down
6	34201400	2							SCREW AND FINISH WASHER, Oval Head TR, 40mm Long
7	34201400	2							SCREW DRILL, Oval Truss Head, .164x18x1.378, (NOT SERVICED)

AR = use ase required - = Non illustrated part

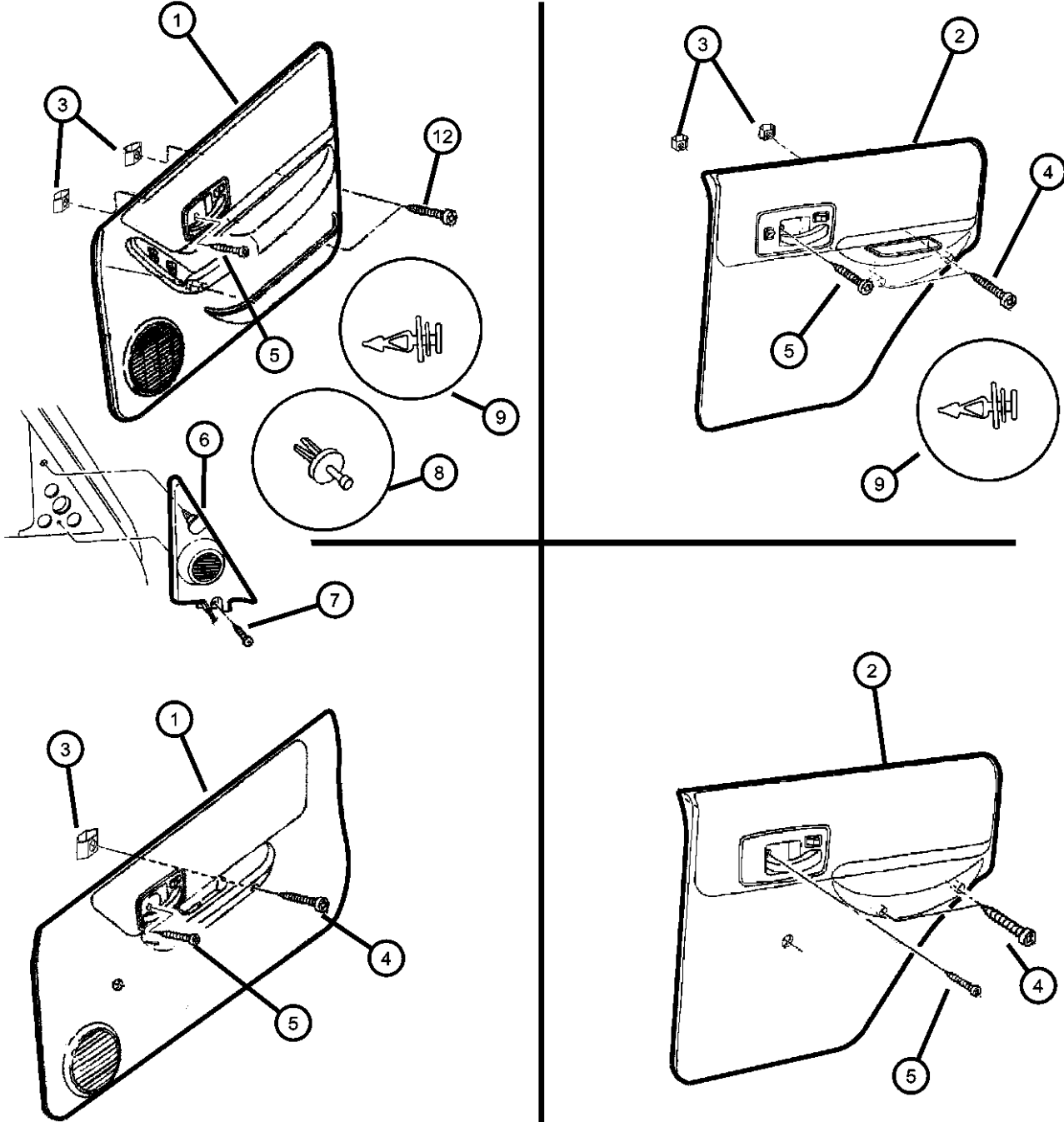
Interior Trim Parts, 2 Door
Figure IX1-410



ITEM	PART NUMBER	QTY	LINE	SERIES	BODY	ENGINE	TRANS	TRIM	DESCRIPTION
1									PANEL, Front Door Trim
	0SR121AZAA	1	J		72			*O0	Agate, With Power Windows and Locks, Right
	0SR121K5AA	1	J		72			*O0	Camel, With Power Windows and Locks, Right
	0SR131AZAA	1	J		72			*O0	Agate, With Power Windows, Locks and Mirrors, Left
	0SR131K5AA	1	J		72			*O0	Camel, With Power Windows, Locks and Mirrors, Left
	5EH321AZAE	1	J		72			*O0	Agate, Right
	5EH321K5AE	1	J		72			*O0	Camel, Right
	5EH331AZAE	1	J		72			*O0	Agate, Left
	5EH331K5AE	1	J		72			*O0	Camel, Left
	5EH351AZAE	1	J		72			*O0	Agate, With Power Mirrors, Left
	5EH351K5AE	1	J		72			*O0	Camel, With Power Mirrors, Left
2	06504014	5						*O0	FASTENER, Door Trim Panel, White
3	06505009AC	AR							FASTENER, Door Trim Panel, Black
4	06029509	2							U-NUT, .250-14
5	11500068	2							SCREW, Pan Head Tapping, .250x14x1.772
6	11500068	2							SCREW, M4x0.7-16, (NOT SERVICED)
7									COVER, Mirror Opening
	5FM02LAZAB	1						*O0	Agate, Four Speakers, Right
	5FM03LAZAB	1						*O0	Agate, Four Speakers, Left
	5FV14LAZAB	1						*O0	Agate, Six Speakers, Right
	5FV15LAZAB	1						*O0	Agate, Six Speakers, Left
8	5FV15LAZAB	1							SCREW, .164-18x.625, (NOT SERVICED),
-9	06032723	2							SCREW, Self Tapping, M4.2x1.69x19.05, Used on Front Door Trim Panel Tab
-10	06505387AA	6							U-NUT, M6.3X1.81

AR = use ase required - = Non illustrated part

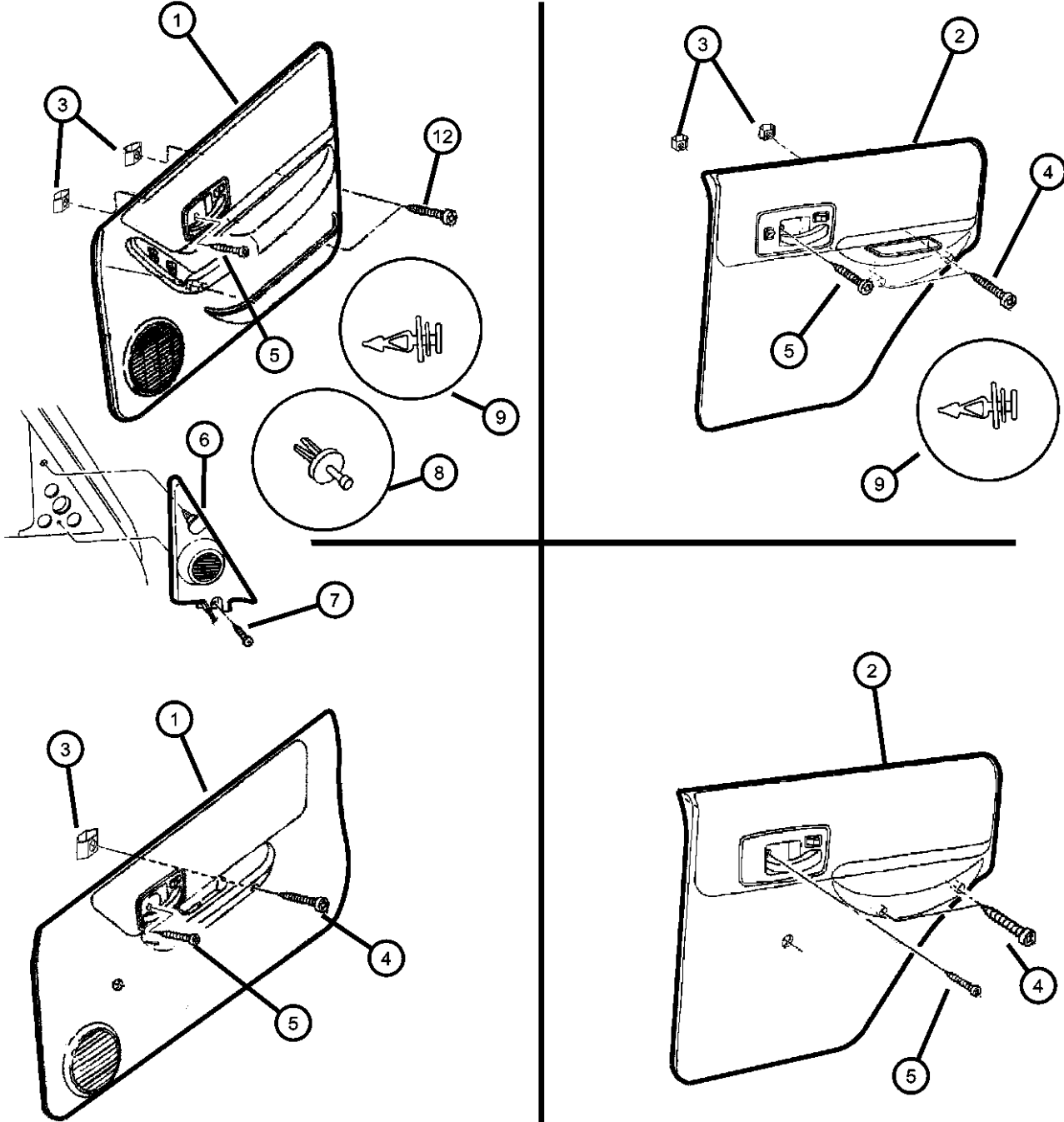
Interior Trim Parts, 4 Door
Figure IX1-420



ITEM	PART NUMBER	QTY	LINE	SERIES	BODY	ENGINE	TRANS	TRIM	DESCRIPTION
CBW= Highland Vinyl CBV= Cloth With Map Pocket CBZ= Premium Vinly With Map Pocket JPA= Power Windows JPB= Power Locks									
1	PANEL, Front Door Trim								
	0SR001AZAA	1	J, T		74			*O0	Agate, With Power Windows and Locks (JPA/JPB), Right
	0SR001K5AA	1	J, T		74			*O0	Camel, With Power Windows and Locks (JPA/JPB), Right
	0SR011AZAA	1	J, T		74			*O0	Agate, With Power Windows, Locks, and Mirros (JPA/JPB/GVB), Left
	0SR011K5AA	1	J, T		74			*O0	Camel, With Power Windows, Locks, and Mirros (JPA/JPB/GVB), Left
	0SR021AZAA	1	U		74			*O0	Agate, With Power Windows and Locks (JPA/JPB), Right
	0SR021K5AA	1	U		74			*O0	Camel, With Power Windows and Locks (JPA/JPB), Right
	0SR031AZAA	1	U		74			*O0	Agate, With Power Windows, Locks, and Mirros (JPA/JPB/GVB), Left
	0SR031K5AA	1	U		74			*O0	Camel, With Power Windows, Locks, and Mirros (JPA/JPB/GVB), Left
	0SR041AZAA	1	J, T		74			*O0	Agate, With Map Pocket (CBV), Right
	0SR041K5AA	1	J, T		74			*O0	Camel, With Map Pocket (CBV), Right
	0SR051AZAA	1	J, T		74			*O0	Agate, With Map Pocket (CBV), Left
	0SR051K5AA	1	J, T		74			*O0	Camel, With Map Pocket (CBV), Left
	0SR061AZAA	1	U		74			*O0	Agate, With Map Pocket (CBV), Right
	0SR061K5AA	1	U		74			*O0	Camel, With Map Pocket (CBV), Right
	0SR071AZAA	1	U		74			*O0	Agate, With Map Pocket (CBV), Left
	0SR071K5AA	1	U		74			*O0	Camel, With Map Pocket (CBV), Left
	0SR081AZAA	1	J, T		74			*O0	Agate, Premium Vinyl With Map Pocket (CBZ), Right
	0SR081K5AA	1	J, T		74			*O0	Camel, Premium Vinyl With Map Pocket (CBZ), Right
	0SR091AZAA	1	J, T		74			*O0	Agate, Premium Vinyl With Map Pocket (CBZ), Left
	0SR091K5AA	1	J, T		74			*O0	Camel, Premium Vinyl With Map Pocket (CBZ), Left
	0SR101AZAA	1	U		74			*O0	Agate, Premium Vinyl With Map Pocket (CBZ), Right
	0SR101K5AA	1	U		74			*O0	Camel, Premium Vinyl With Map Pocket (CBZ), Right
	0SR111AZAA	1	U		74			*O0	Agate, Premium Vinyl With Map Pocket (CBZ), Left

AR = use ase required - = Non illustrated part

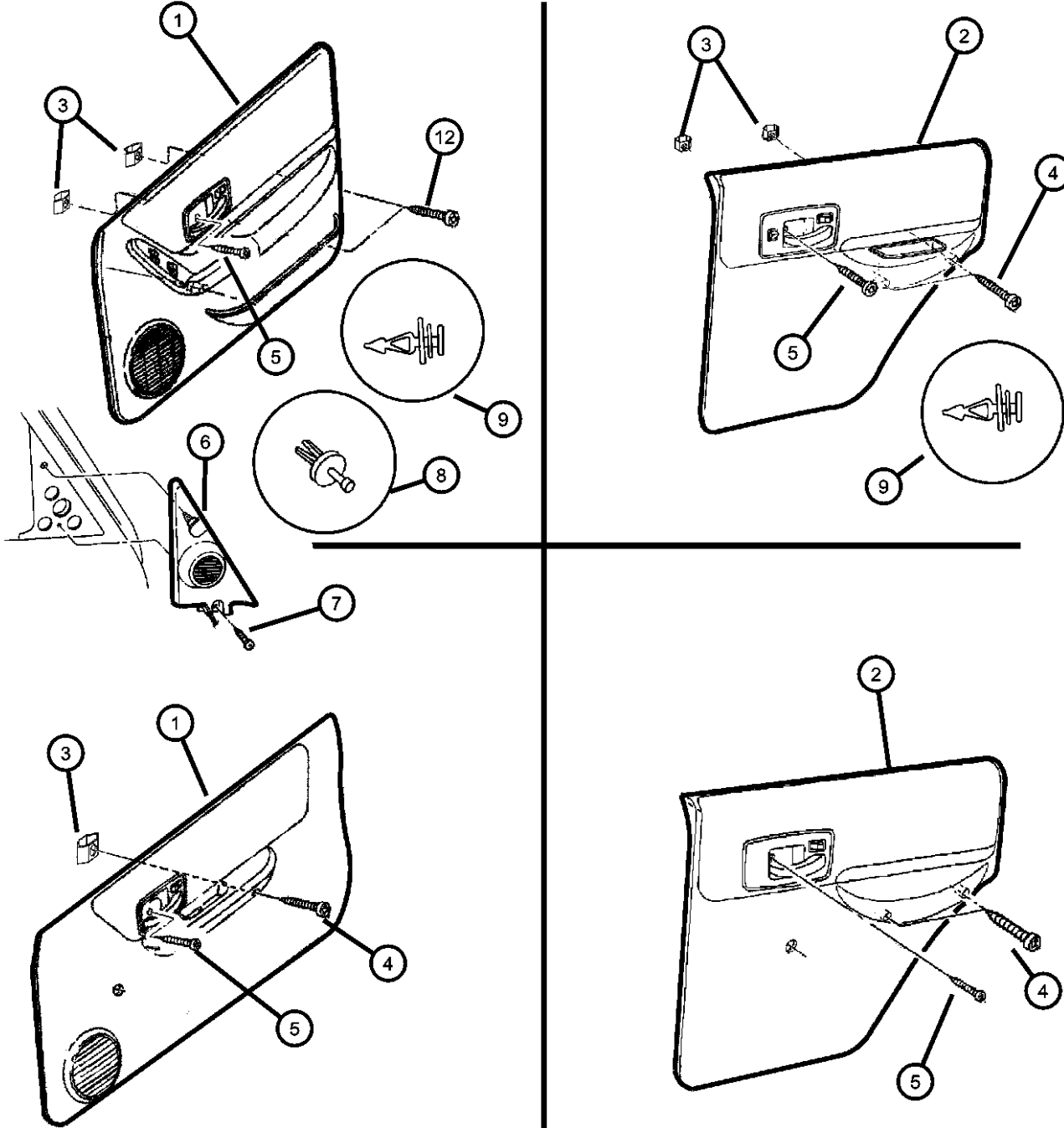
Interior Trim Parts, 4 Door
Figure IX1-420



ITEM	PART NUMBER	QTY	LINE	SERIES	BODY	ENGINE	TRANS	TRIM	DESCRIPTION
	0SR111K5AA	1	U		74			*O0	Camel, Premium Vinyl With Map Pocket (CBZ), Left
	5EH241AZAD	1	J, T		74			*O0	Agate, Highland Vinyl, Without Power (CBW), Right
		1	U		74			*O0	Agate, Highland Vinyl, Without Power (CBW), Right
	5EH241K5AD	1	J, T		74			*O0	Camel, Highland Vinyl, Without Power (CBW), Right
		1	U		74			*O0	Camel, Highland Vinyl, Without Power (CBW), Right
	5EH251AZAD	1	U		74			*O0	Agate, Highland Vinyl, Without Power (CBW), Left
		1	J, T		74			*O0	Agate, Highland Vinyl, Without Power (CBW), Left
	5EH251K5AD	1	U		74			*O0	Camel, Highland Vinyl, Without Power (CBW), Left
		1	J, T		74			*O0	Camel, Highland Vinyl, Without Power (CBW), Left
2									PANEL, Rear Door Trim
	0QL781AZ	1			74			*O0	Agate, With Power Windows and Power Locks (JPA/JPB), Right
	0QL781K5	1			74			*O0	Camel, With Power Windows and Power Locks (JPA/JPB), Right
	0QL791AZ	1			74			*O0	Agate, With Power Windows and Power Locks (JPA/JPB), Left
	0QL791K5	1			74			*O0	Camel, With Power Windows and Power Locks (JPA/JPB), Left
	0QL801AZ	1			74			*O0	Agate, Cloth With Map Pocket (CBV,, Right
	0QL801K5	1			74			*O0	Camel, Cloth With Map Pocket (CBV,, Right
	0QL811AZ	1			74			*O0	Agate, Cloth With Map Pocket (CBV,, Left
	0QL811K5	1			74			*O0	Camel, Cloth With Map Pocket (CBV,, Left
	0QL821AZ	1			74			*O0	Agate, Premium Vinyl With Map Pocket (CBZ), Right
	0QL821K5	1			74			*O0	Camel, Premium Vinyl With Map Pocket (CBZ), Right
	0QL831AZ	1			74			*O0	Agate, Premium Vinyl With Map Pocket (CBZ), Left
	0QL831K5	1			74			*O0	Camel, Premium Vinyl With Map Pocket (CBZ), Left
	5EG821AZAC	1			74			*O0	Agate, Highland Vinyl, Without Power (CBW), Right
	5EG821K5AC	1			74			*O0	Camel, Highland Vinyl, Without Power (CBW), Right
	5EG831AZAC	1			74			*O0	Agate, Highland Vinyl, Without Power (CBW), Left
	5EG831K5AC	1			74			*O0	Camel, Highland Vinyl, Without Power (CBW), Left
3	06029509	2							U-NUT, .250-14
4	06029509	2							SCREW, Pan Head Tapping, .250x14x1.772, (NOT SERVICED)

AR = use ase required - = Non illustrated part

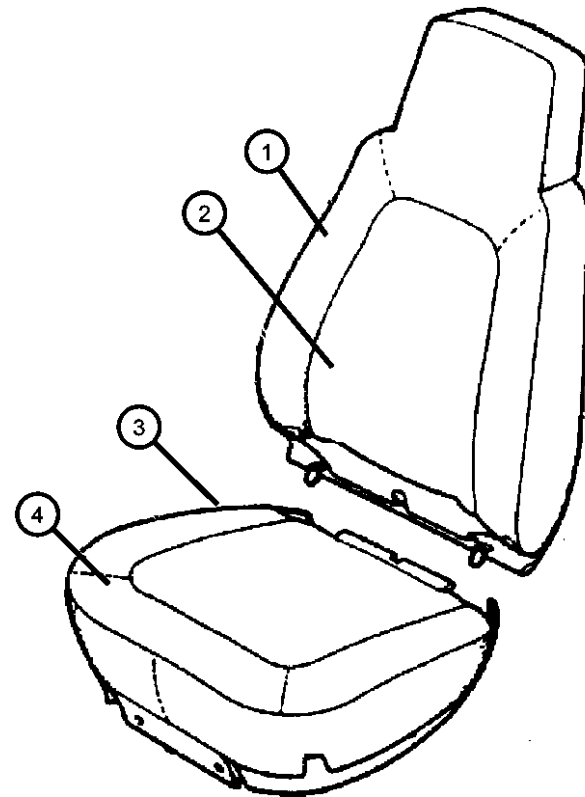
Interior Trim Parts, 4 Door
Figure IX1-420



ITEM	PART NUMBER	QTY	LINE	SERIES	BODY	ENGINE	TRANS	TRIM	DESCRIPTION
5	06029509	2							SCREW, Remote Control Handle, M4x.7x16, (NOT SERVICED)
6									COVER, Mirror Opening
	5FM02LAZAB	1						*O0	Agate, Without Tweeter, Right
	5FM03LAZAB	1						*O0	Agate, Without Tweeter, Left
	5FV14LAZAB	1						*O0	Agate, With Tweeter, Right
	5FV15LAZAB	1						*O0	Agate, With Tweeter, Left
7	5FV15LAZAB	1							SCREW, .164-18x.625, (NOT SERVICED),
8	06505009AC	AR							FASTENER, Door Trim Panel
9	06504014	AR							FASTENER, Door Trim Panel
-10	06032723	2							SCREW, Self Tapping, M4.2x1.69x19.05, Used on Front Door Trim Panel Tab
-11	06505387AA	6							U-NUT, M6.3X1.81
12	11500068	2							SCREW, Pan Head Tapping, .250x14x1.772

AR = use ase required - = Non illustrated part

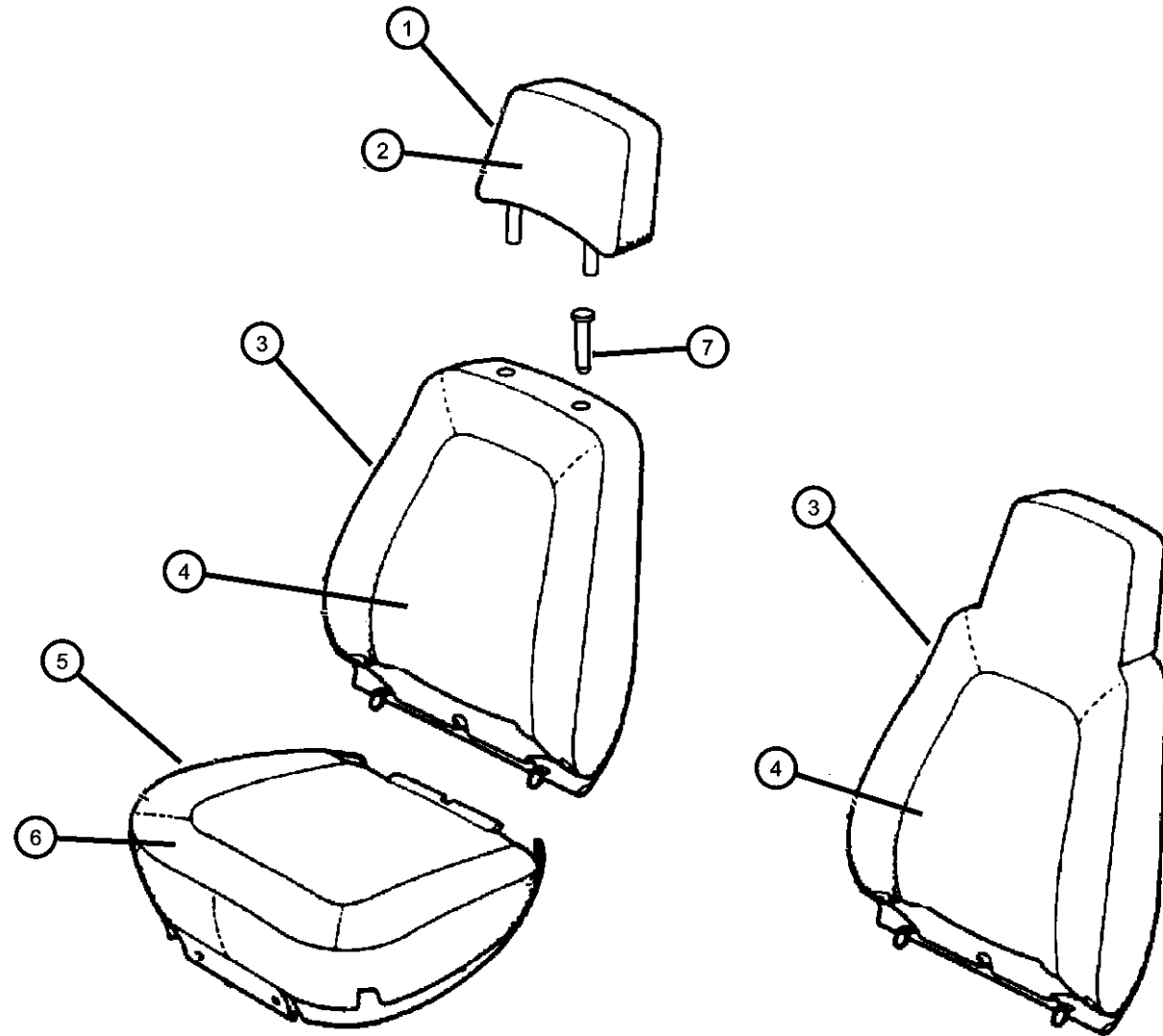
Front Seat, Vinyl, Trim Code B6
Figure IX1-510



ITEM	PART NUMBER	QTY	LINE	SERIES	BODY	ENGINE	TRANS	TRIM	DESCRIPTION
1									BACK, Front Seat
	0QV901AZAA	1	J		72			*B6	Agate, Right
		1			74			*B6	Agate, Right
	0QV901K5AA	1	J		72			*B6	Camel, Right
		1			74			*B6	Camel, Right
	0QV911AZAA	1	J		72			*B6	Agate, Left
		1			74			*B6	Agate, Left
	0QV911K5AA	1	J		72			*B6	Camel, Left
		1			74			*B6	Camel, Left
2									COVER, Seat Back
	0QV951AZAA	1	J		72			*B6	Agate
		1			74			*B6	Agate
	0QV951K5AA	1	J		72			*B6	Camel
		1			74			*B6	Camel
3									FRAME, Front Seat
	04856470	1	J		72			*B6	Right
		1			74			*B6	Right
	04856471	1	J		72			*B6	Left
		1			74			*B6	Left
4									COVER AND PAD, Cushion
	0RG621AZAA	1	J		72			*B6	Agate, Right
		1			74			*B6	Agate, Right
	0RG621K5AA	1	J		72			*B6	Camel, Right
		1			74			*B6	Camel, Right
	0RG631AZAA	1			74			*B6	Agate, Left
		1	J		72			*B6	Agate, Left
	0RG631K5AA	1	J		72			*B6	Camel, Left
		1			74			*B6	Camel, Left

AR = use ase required - = Non illustrated part

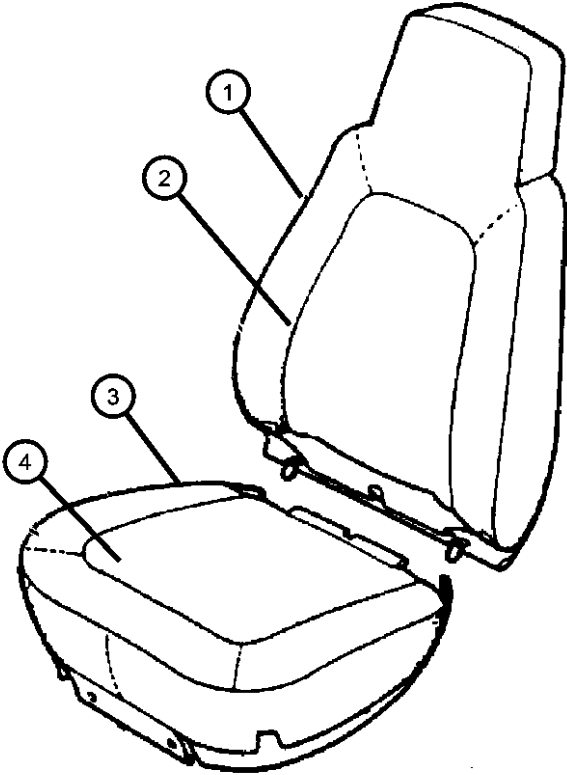
Front Seat, Leather, Trim Code DL
Figure IX1-520



ITEM	PART NUMBER	QTY	LINE	SERIES	BODY	ENGINE	TRANS	TRIM	DESCRIPTION
1	0QW181AZAA	2	J, T		74			*DL	HEADREST, Front Agate
		2	U		74			*DL	Agate
	0QW181K5AA	1	J, T		74			*DL	Camel
		2	U		74			*DL	Camel
2	0QW201AZAA	2	J, T		74			*DL	COVER, Seat Headrest Agate
		2	U		74			*DL	Agate
	0QW201K5AA	2	J, T		74			*DL	Camel
		2	U		74			*DL	Camel
3	0QW061AZAA	1	J, T		74			*DL	BACK, Front Seat Agate, Right
		1	U		74			*DL	Agate, Right
	0QW061K5AA	1	J, T		74			*DL	Camel, Right
		1	U		74			*DL	Camel, Right
	0QW071AZAA	1	U		74			*DL	Agate, Left
		1	J, T		74			*DL	Agate, Left
	0QW071K5AA	1	U		74			*DL	Camel, Left
		1	J, T		74			*DL	Camel, Left
4	0QW041AZAA	2	J, T		74			*DL	COVER, Seat Back Agate
		2	U		74			*DL	Agate
	0QW041K5AA	2	J, T		74			*DL	Camel
		2	U		74			*DL	Camel
5	04856470	1	J, T		74			*DL	FRAME, Front Seat Right
		1	U		74			*DL	Right
	04856471	1	J, T		74			*DL	Left
		1	U		74			*DL	Left
6	0RG681AZAA	1	J, T		74			*DL	COVER AND PAD, Cushion Agate, Right
		1	U		74			*DL	Agate, Right
	0RG681K5AA	1	J, T		74			*DL	Camel, Right
		1	U		74			*DL	Camel, Right
	0RG691AZAA	1	J, T		74			*DL	Agate, Left
		1	U		74			*DL	Agate, Left
	0RG691K5AA	1	J, T		74			*DL	Camel, Left
		1	U		74			*DL	Camel, Left
7	05013152AA	1	J, T		74			*DL	CYLINDER, Headrest

AR = use ase required - = Non illustrated part

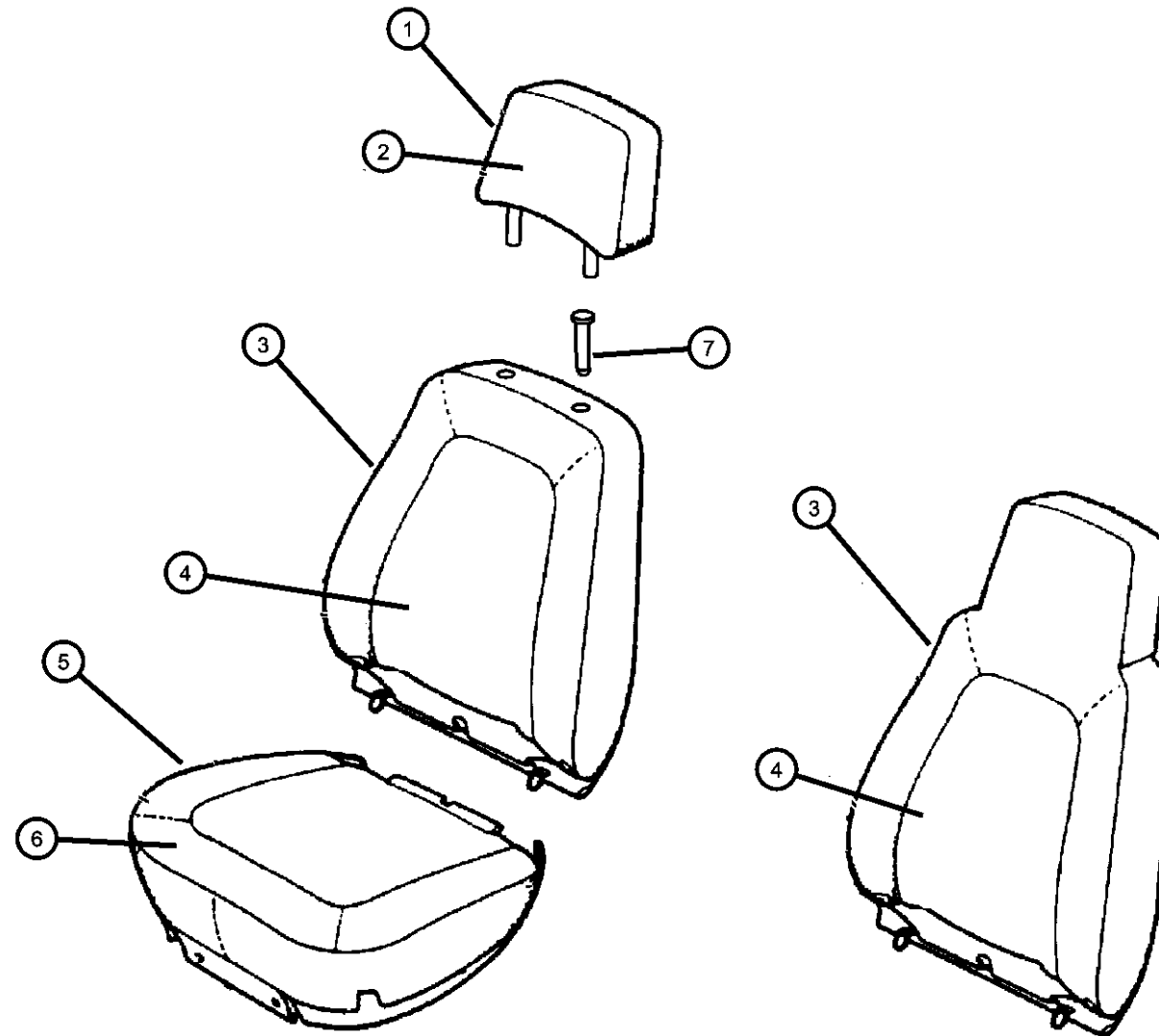
Front Seat, Cloth, Trim Code M5
Figure IX1-530



ITEM	PART NUMBER	QTY	LINE	SERIES	BODY	ENGINE	TRANS	TRIM	DESCRIPTION
1									BACK, Front Seat
	0QW221AZAA	1	J		72			*M5	Agate, Right
	0QW221K5AA	1	J		72			*M5	Camel, Right
	0QW231AZAA	1	J		72			*M5	Agate, Left
	0QW231K5AA	1	J		72			*M5	Camel, Left
2									COVER, Seat Back
	0QW241AZAA	2	J		72			*M5	Agate
	0QW241K5AA	2	J		72			*M5	Camel
3									FRAME, Front Seat
	04856470	1	J		72			*M5	Right
	04856471	1	J		72			*M5	Left
4									COVER AND PAD, Cushion
	0RG701AZAA	1	J		72			*M5	Agate
	0RG701K5AA	1	J		72			*M5	Camel

AR = use ase required - = Non illustrated part

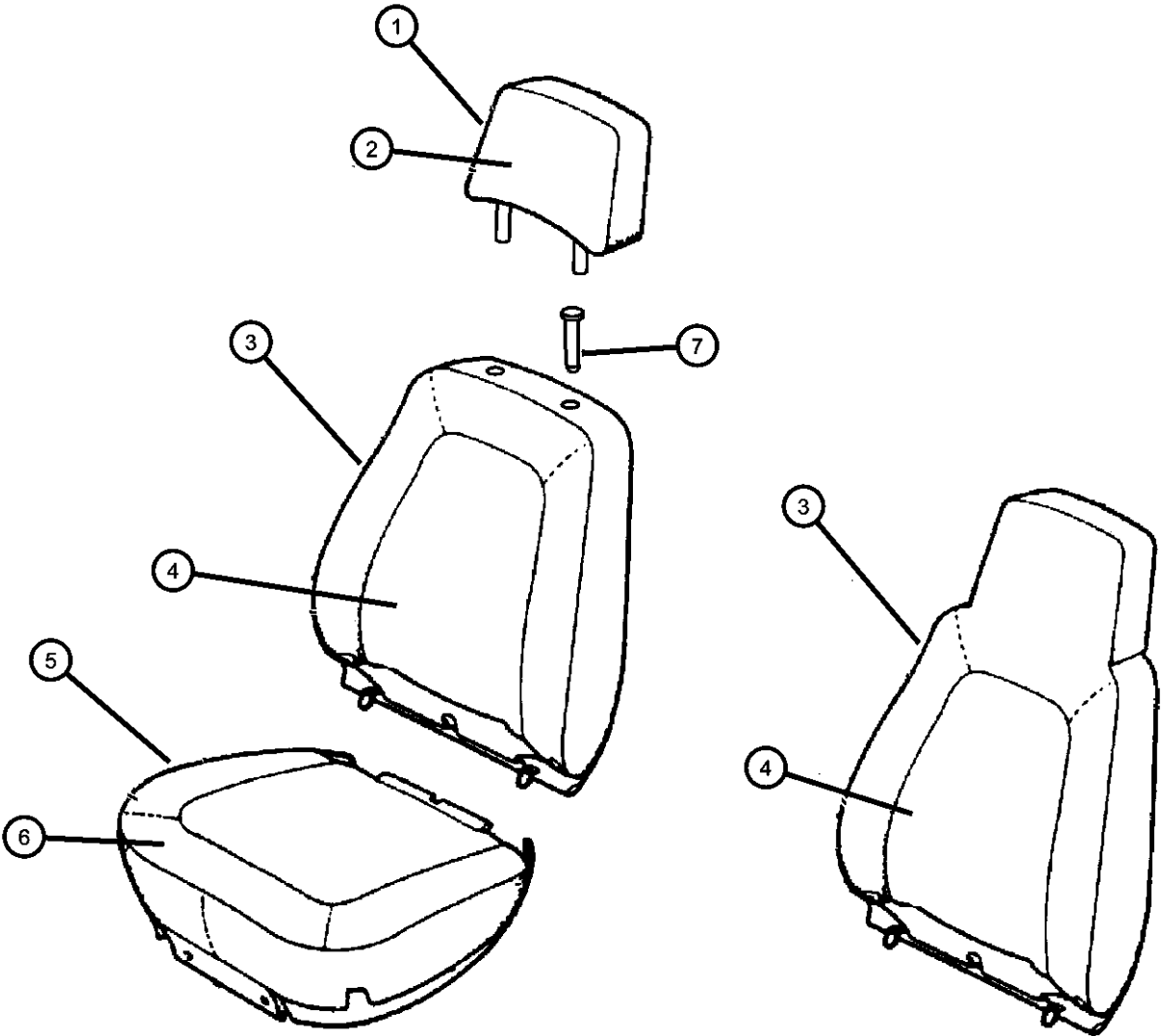
Front Seat, Cloth, Trim Code XJ
Figure IX1-540



ITEM	PART NUMBER	QTY	LINE	SERIES	BODY	ENGINE	TRANS	TRIM	DESCRIPTION
1	0QW631AZAA	1	J, T		74			*XJ	HEADREST, Front
		1	U		74			*XJ	Agate
	0QW631K5AA	2	J, T		74			*XJ	Agate
		2	U		74			*XJ	Camel
2	0QW651AZAA	2	J, T		74			*XJ	COVER, Seat Headrest
		2	U		74			*XJ	Agate
	0QW651K5AA	2	J, T		74			*XJ	Agate
		2	U		74			*XJ	Camel
3	0QW441AZAA	1	J, T		74			*XJ	BACK, Front Seat
		1	U		74			*XJ	Agate, Right
	0QW451K5AA	1	J, T		74			*XJ	Agate, Right
		1	U		74			*XJ	Camel, Left
4	0QW461AZAA	2	J, T		74			*XJ	Camel, Left
		2	U		74			*XJ	COVER, Seat Back
									Agate
									Agate
5	04856470	1	J, T		74			*XJ	FRAME, Front Seat
		1	U		74			*XJ	Right
	04856471	1	J, T		74			*XJ	Right
		1	U		74			*XJ	Left
6	0RG721AZAA	1	J, T		74			*XJ	Left
		1	U		74			*XJ	COVER AND PAD, Cushion
	0RG721K5AA	1	J, T		74			*XJ	Agate, Right
		1	U		74			*XJ	Agate, Right
	0RG731AZAA	1	J, T		74			*XJ	Camel
		1	U		74			*XJ	Camel, Right
	0RG731K5AA	1	J, T		74			*XJ	Agate, Left
		1	U		74			*XJ	Agate, Left
7	05013152AA	4	J, T		74			*XJ	Camel, Left
		4	U		74			*XJ	Camel, Left
									CYLINDER, Headrest

AR = use ase required - = Non illustrated part

Front Seat, Cloth, Trim Code H7
Figure IX1-550

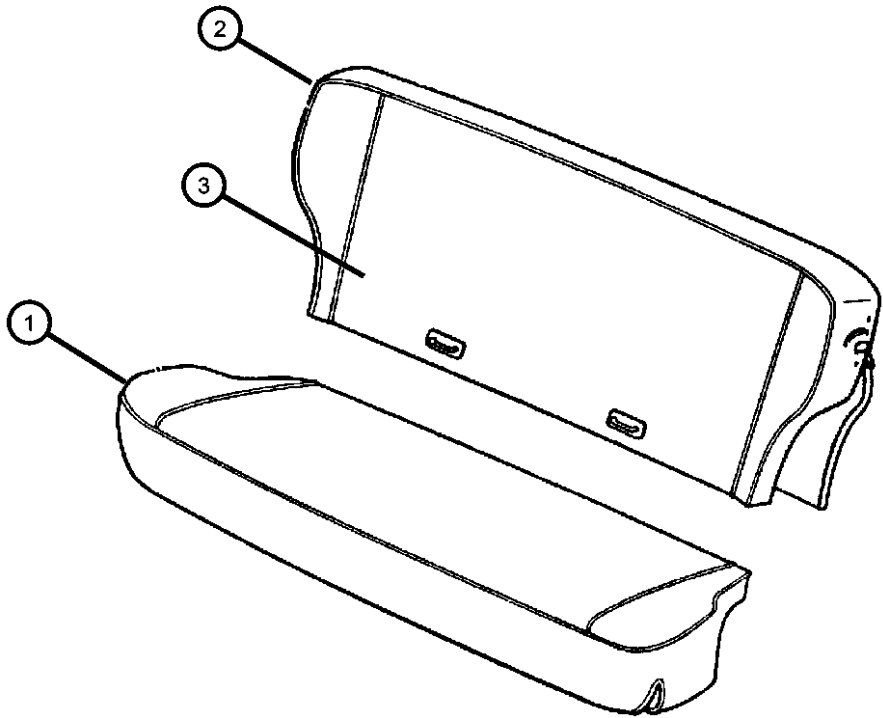


ITEM	PART NUMBER	QTY	LINE	SERIES	BODY	ENGINE	TRANS	TRIM	DESCRIPTION
1									HEADREST, Front
	0TH651AZAA	2	J, T		74			*H7	Agate
	0TH651K5AA	2	J, T		74			*H7	Camel
2									COVER, Seat Headrest
	0QW651AZAA	2	J, T		74			*H7	Agate
	0QW651K5AA	2	J, T		74			*H7	Camel
3									BACK, Front Seat
	0TK921AZAA	1	J, T		74			*H7	Agate, Right
	0TK921K5AA	1	J, T		74			*H7	Camel, Right
	0TK931AZAA	1	J, T		74			*H7	Agate, Left
	0TK931K5AA	1	J, T		74			*H7	Camel, Left
4									COVER, Seat Back
	0TK891AZAA	2	J, T		74			*H7	Agate, Right And Left
	0TK891K5AA	2	J, T		74			*H7	Camel, Right And Left
5									FRAME, Front Seat
	04856470	1	J, T		74			*H7	Right
	04856471	1	J, T		74			*H7	Left
6									COVER AND PAD, Cushion
	0TK901AZAA	1	J, T		74			*H7	Agate, Right
	0TK901K5AA	1	J, T		74			*H7	Camel, Right
	0TK911AZAA	1	J, T		74			*H7	Agate, Left
	0TK911K5AA	1	J, T		74			*H7	Camel, Left
7									CYLINDER, Headrest
	04723834	2	J, T		74			*H7	
	05013152AA	4	J, T		74			*H7	

AR = use ase required - = Non illustrated part

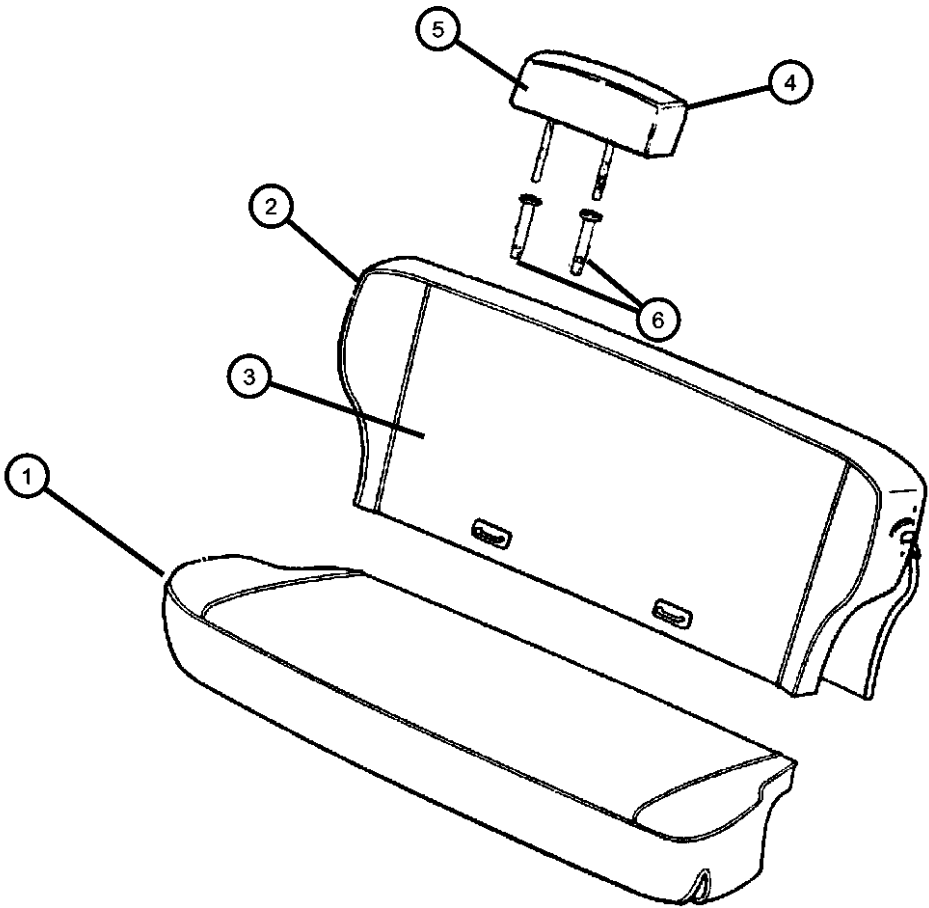
Rear Seat, Vinyl, Trim Code B6
Figure IX1-610

ITEM	PART NUMBER	QTY	LINE	SERIES	BODY	ENGINE	TRANS	TRIM	DESCRIPTION
1	0RG611AZAA	1	J		72			*B6	COVER, Rear Seat Cushion Agate, Up to 2-1-99
		1			74				Agate, Up to 2-1-99
	0RG611K5AA	1	J		72			*B6	Camel, Up to 2-1-99
		1			74				Camel, Up to 2-1-99
2	0QV961AZAA	1	J		72			*B6	SEAT BACK, Rear Agate, Up to 2-1-99
		1			74				Agate, Up to 2-1-99
	0QV961K5AA	1	J		72			*B6	Camel, Up to 2-1-99
		1			74				Camel, Up to 2-1-99
3	0QV991AZAA	1	J		72			*B6	COVER, Rear Seat Back Agate, Up to 2-1-99
		1			74				Agate, Up to 2-1-99
	0QV991K5AA	1	J		72			*B6	Camel, Up to 2-1-99
	0TD631AZAA	1	J		72			*B6	Agate, After 2-1-99
		1			74				Agate, After 2-1-99
	0TD631K5AA	1	J		72			*B6	Camel, After 2-1-99
		1			74				Camel, After 2-1-99



AR = use ase required - = Non illustrated part

Rear Seat, Leather, Trim Code DL
Figure IX1-620

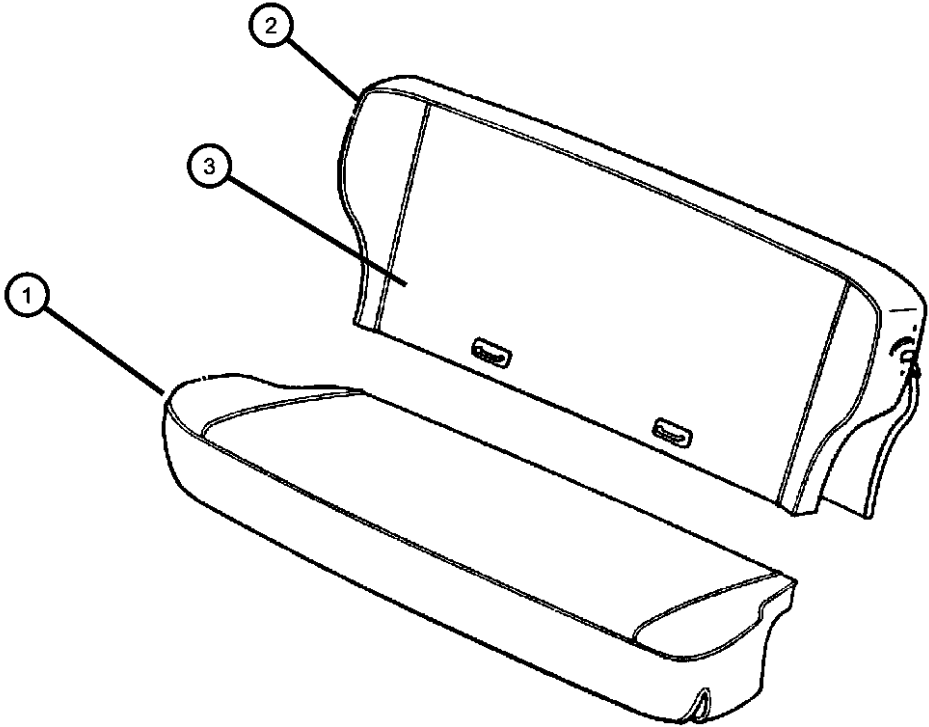


ITEM	PART NUMBER	QTY	LINE	SERIES	BODY	ENGINE	TRANS	TRIM	DESCRIPTION
1	0RG641AZAA	1	J, T		74			*DL	COVER, Rear Seat Cushion
		1	U		74			*DL	Agate, Up to 2-1-99
	0RG641K5AA	1	J, T		74			*DL	Agate, Up to 2-1-99
		1	U		74			*DL	Camel, Up to 2-1-99
2	0QW101AZAA	1	J, T		74			*DL	SEAT BACK, Rear
		1	U		74			*DL	Agate, Up to 2-1-99
	0QW101K5AA	1	J, T		74			*DL	Agate, Up to 2-1-99
		1	U		74			*DL	Camel, Up to 2-1-99
	0TD661AZAA	1	J, T		74			*DL	Camel, Up to 2-1-99
		1	U		74			*DL	Agate, After 2-1-99
	0TD661K5AA	1	J, T		74			*DL	Agate, After 2-1-99
		1	U		74			*DL	Camel, After 2-1-99
3	0QW111AZAA	1	J, T		74			*DL	COVER, Rear Seat Back
		1	U		74			*DL	Agate, Up to 2-1-99
	0QW111K5AA	1	J, T		74			*DL	Agate, Up to 2-1-99
		1	U		74			*DL	Camel, Up to 2-1-99
	0TD671AZAA	1	J, T		74			*DL	Camel, Up to 2-1-99
		1	U		74			*DL	Agate, After 2-1-99
	0TD671K5AA	1	J, T		74			*DL	Agate, After 2-1-99
		1	U		74			*DL	Camel, After 2-1-99
4	0QW191AZAA	2	J, T		74			*DL	HEADREST, Rear
		1	U		74			*DL	Agate
	0QW191K5AA	2	J, T		74			*DL	Agate
		1	U		74			*DL	Camel
5	0QW201AZAA	2	J, T		74			*DL	COVER, Seat Headrest
		2	U		74			*DL	Agate
	0QW201K5AA	2	J, T		74			*DL	Agate
		2	U		74			*DL	Camel
6	05013152AA	4	J, T		74			*DL	CYLINDER, Headrest

AR = use ase required - = Non illustrated part

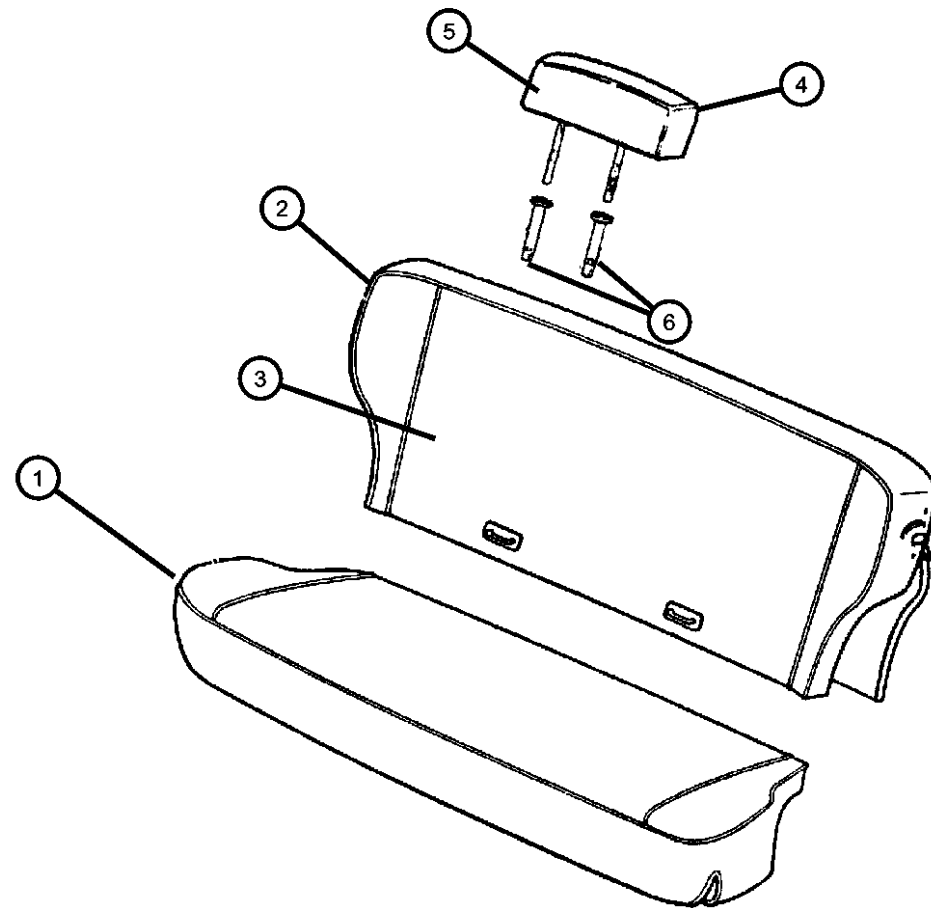
Rear Seat, Cloth, Trim Code M5
Figure IX1-630

ITEM	PART NUMBER	QTY	LINE	SERIES	BODY	ENGINE	TRANS	TRIM	DESCRIPTION
1									COVER, Rear Seat Cushion
	0RG741AZAA	1	J		72			*M5	Agate, Up to 2-1-99
	0RG741K5AA	1	J		72			*M5	Camel, Up to 2-1-99
	0TD761AZAA	1	J		72			*M5	Agate, After 2-1-99
	0TD761K5AA	1	J		72			*M5	Camel, After 2-1-99
2									SEAT BACK, Rear
	0QW251AZAA	1	J		72			*M5	Agate, Up to 2-1-99
	0QW251K5AA	1	J		72			*M5	Camel, Up to 2-1-99
	0TD681AZAA	1	J		72			*M5	Agate, After 2-1-99
	0TD681K5AA	1	J		72			*M5	Camel, After 2-1-99
3									COVER, Rear Seat Back
	0QW421AZAA	1	J		72			*M5	Agate, Up to 2-1-99
	0QW421K5AA	1	J		72			*M5	Camel, Up to 2-1-99
	0TD691AZAA	1	J		72			*M5	Agate, After 2-1-99
	0TD691K5AA	1	J		72			*M5	Camel, After 2-1-99



AR = use ase required - = Non illustrated part

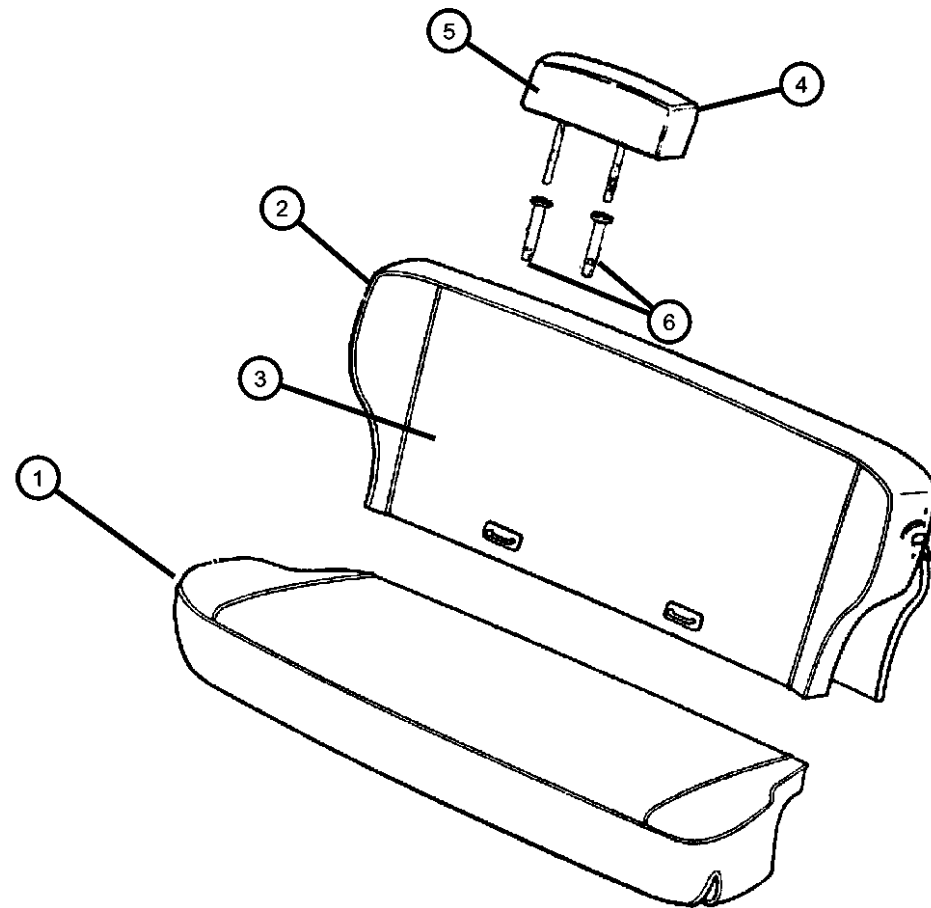
Rear Seat, Cloth, Trim Code XJ
Figure IX1-640



ITEM	PART NUMBER	QTY	LINE	SERIES	BODY	ENGINE	TRANS	TRIM	DESCRIPTION
1	COVER, Rear Seat Cushion								
	0RG751AZAA	1	U		74			*XJ	Agate, Up to 2-1-99
		1	J, T		74			*XJ	Agate, Up to 2-1-99
	0RG751K5AA	1	U		74			*XJ	Camel, Up to 2-1-99
		1	J, T		74			*XJ	Camel, Up to 2-1-99
	0TD771AZAA	1	J, T		74			*XJ	Agate, After 2-1-99
		1	U		74			*XJ	Agate, After 2-1-99
	0TD771K5AA	1	J, T		74			*XJ	Camel, After 2-1-99
		1	U		74			*XJ	Camel, After 2-1-99
2	SEAT BACK, Rear								
	0QW471AZAA	1	J, T		74			*XJ	Agate, Up to 2-1-99
	0QW471K5AA	1	J, T		74			*XJ	Camel, Up to 2-1-99
	0QW531AZAA	1	J, T		74			*XJ	Agate, Up to 2-1-99, Export
		1	U		74			*XJ	Agate, Up to 2-1-99, Export
	0QW531K5AA	1	J, T		74			*XJ	Camel, Up to 2-1-99, Export
		1	U		74			*XJ	Camel, Up to 2-1-99, Export
3	COVER, Rear Seat Back								
	0QW521AZAA	1	J, T		74			*XJ	Agate, Up to 2-1-99
	0QW521K5AA	1	J, T		74			*XJ	Camel, Up to 2-1-99
	0QW601AZAA	1	J, T		74			*XJ	Agate, Up to 2-1-99, Export
	0QW601K5AA	1	J, T		74			*XJ	Camel, Up to 2-1-99, Export
	0TD711AZAA	1	J, T		74			*XJ	Agate, After 2-1-99, Venezuela
	0TD711K5AA	1	J, T		74			*XJ	Camel, After 2-1-99, Venezuela
	0TD731AZAA	1	J, T		74			*XJ	Agate, After 2-1-99, Export
		1	U		74			*XJ	Agate, After 2-1-99, Export
	0TD731K5AA	1	J, T		74			*XJ	Camel, After 2-1-99, Export
		1	U		74			*XJ	Camel, After 2-1-99, Export
4	HEADREST, Rear								
	0QW641AZAA	2	J, T		74			*XJ	Agate
		2	U		74			*XJ	Agate
	0QW641K5AA	2	J, T		74			*XJ	Camel
		2	U		74			*XJ	Camel
5	COVER, Seat Headrest								
	0QW661AZAA	1	J, T		74			*XJ	Agate
		1	U		74			*XJ	Agate
	0QW661K5AA	2	J, T		74			*XJ	Camel
		2	U		74			*XJ	Camel
6	CYLINDER, Headrest								
	04723834	2	J, T		74			*XJ	
		2	U		74			*XJ	

AR = use ase required - = Non illustrated part

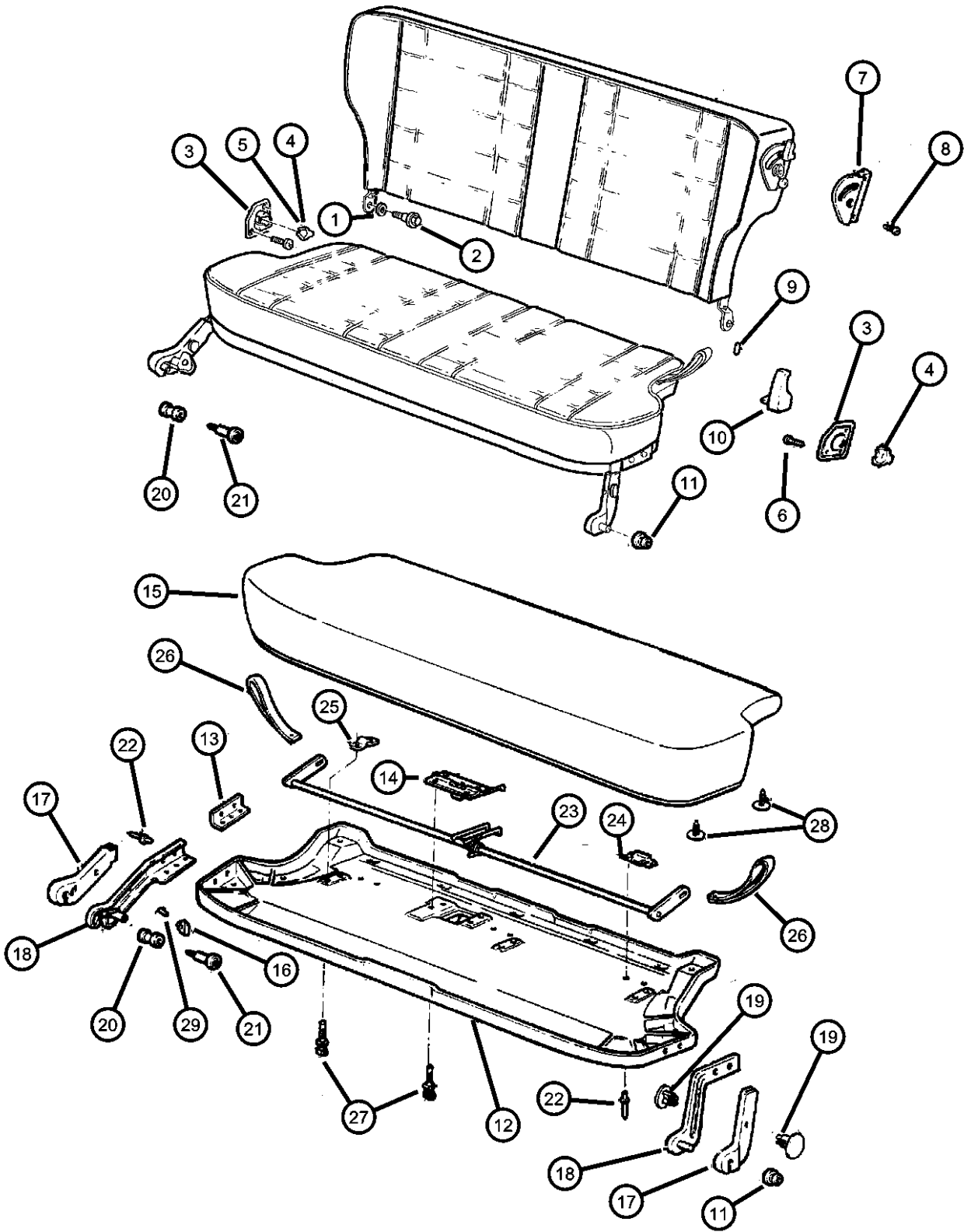
Rear Seat, Cloth, Trim Code H7
Figure IX1-650



ITEM	PART NUMBER	QTY	LINE	SERIES	BODY	ENGINE	TRANS	TRIM	DESCRIPTION
1									COVER, Rear Seat Cushion
	0TD771AZAA	1	J, T		74			*H7	Agate, Up to 2-1-99
	0TD771K5AA	1	J, T		74			*H7	Camel, Up to 2-1-99
2									SEAT BACK, Rear
	0TD721AZAA	1	J, T		74			*H7	Agate
	0TD721K5AA	1	J, T		74			*H7	Camel
3									COVER, Rear Seat Back
	0TD731AZAA	1	J, T		74			*H7	Agate, After 2-1-99
	0TD731K5AA	1	J, T		74			*H7	Camel, After 2-1-99
4									HEADREST, Rear
	0TH661AZAA	2	J, T		74			*H7	Agate
	0TH661K5AA	2	J, T		74			*H7	Camel
5									COVER, Seat Headrest
	0QW661AZAA	2	J, T		74			*H7	Agate
	0QW661K5AA	2	J, T		74			*H7	Camel
6	04723834	2	J, T		74			*H7	CYLINDER, Headrest

AR = use ase required - = Non illustrated part

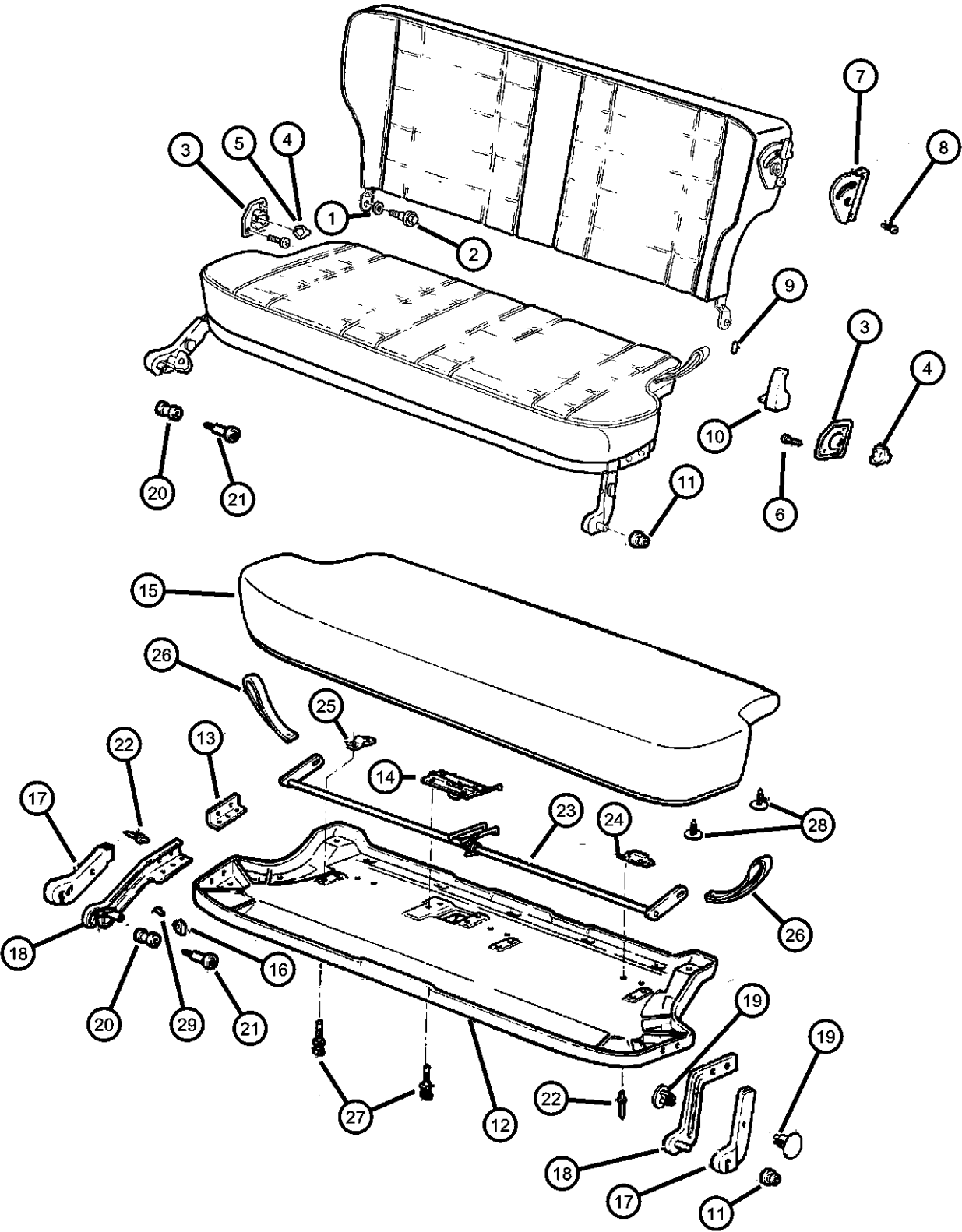
Frame and Pad
 Figure IX1-660



ITEM	PART NUMBER	QTY	LINE	SERIES	BODY	ENGINE	TRANS	TRIM	DESCRIPTION
1	55005617	1							SPACER, Seat Back Pivot
2	34201537	2							SCREW, Hex Washer Shoulder, M10x1.50x25.00
3									BRACKET, Seat Lock Striker
	55195980AB	1							Right
	55195981AB	1							Left
4	55001212	1							BUMPER, Latch Striker
5	55001213	1							BUMPER, Seat Back
6	34202189	8	J, T						SCREW, Pan Head Torx, M5x0.8x30.00
7									BEZEL, Seat Latch
	5AC661AZ	1	J		72			*B6	Agate, Right
		1			74			*B6	Agate, Right
		1	J, T		74			*DL	Agate, Right
		1	J		72			*M5	Agate, Right
		1	J, T		74			*XJ	Agate, Right
		1	U		74			*XJ	Agate, Right
		1	U		74			*DL	Agate, Right
		1	J, T		74			*H7	Agate, Right
	5AC661K5	1	J		72			*B6	Camel, Right
		1			74			*B6	Camel, Right
		1	J, T		74			*DL	Camel, Right
		1	J		72			*M5	Camel, Right
		1	J, T		74			*XJ	Camel, Right
		1	U		74			*XJ	Camel, Right
		1	U		74			*DL	Camel, Right
	5AC671AZ	1	J		72			*B6	Agate, Left
		1			74			*B6	Agate, Left
		1	J, T		74			*DL	Agate, Left
		1	J		72			*M5	Agate, Left
		1	J, T		74			*XJ	Agate, Left
		1	U		74			*XJ	Agate, Left
		1	U		74			*DL	Agate, Left
	5AC671K5	1	J, T		74			*XJ	Camel, Left
		1	J		72			*M5	Camel, Left
		1			74			*B6	Camel, Left
		1	J		72			*B6	Camel, Left
		1	J, T		74			*DL	Camel, Left
		1	U		74			*DL	Camel, Left
		1	U		74			*XJ	Camel, Left
		1	J, T		74			*H7	Camel, Left
8									SCREW, Tapping Round Head, .164x18x1.232

AR = use ase required - = Non illustrated part

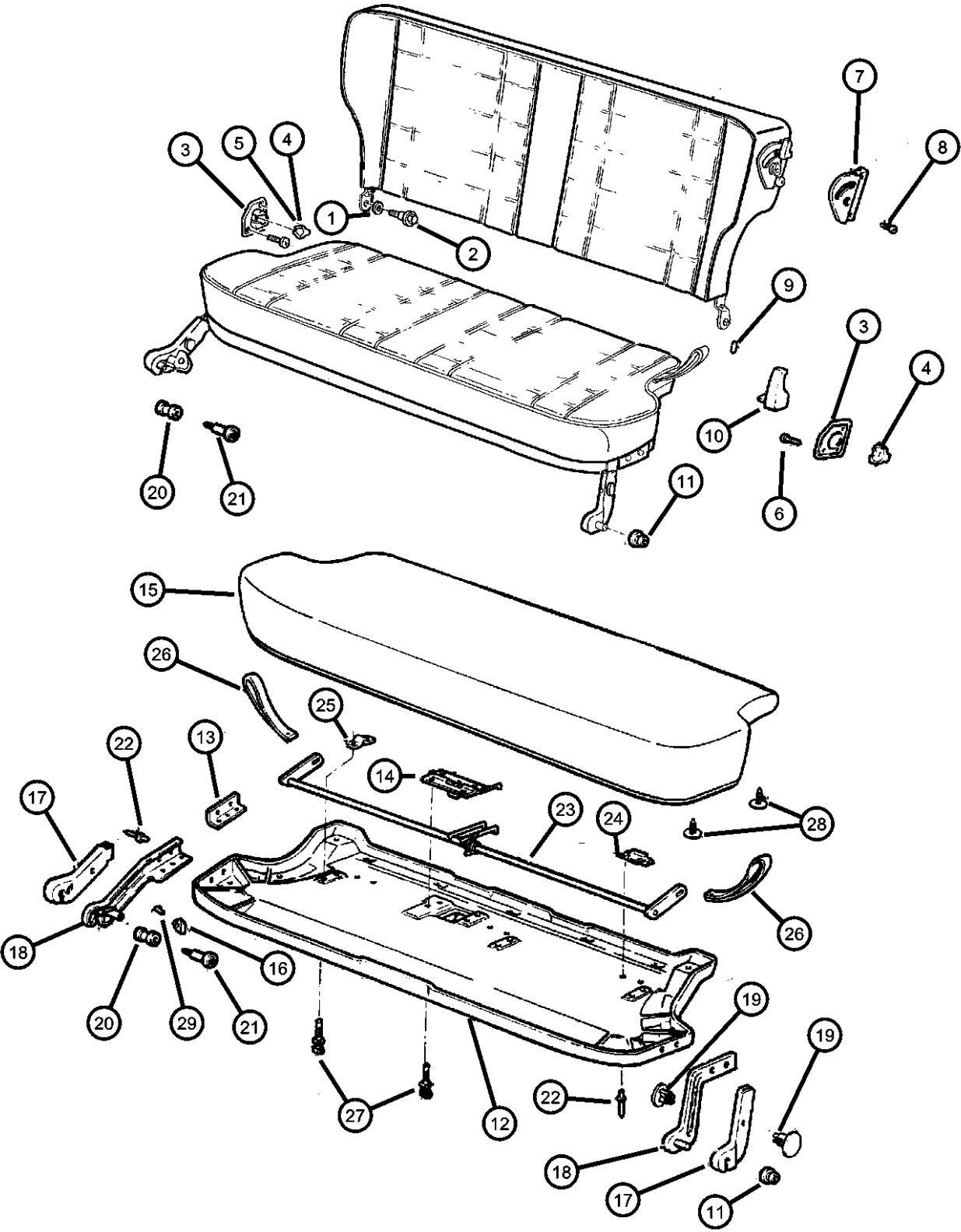
Frame and Pad
 Figure IX1-660



ITEM	PART NUMBER	QTY	LINE	SERIES	BODY	ENGINE	TRANS	TRIM	DESCRIPTION
9	34201314	4	J		72				
		4			74				
	J0455735	1	J		72			*B6	SPRING, Pin
		1			74			*B6	
		1	J		72			*M5	
10		1	J, T		74			*XJ	
		4	U		74			*DL	
	0QC041AZ	1	J		72				KNOB, Seat Back Latch
		1			74			*B6	Agate, Right
		1	J, T		74			*DL	Agate, Right
		1	J		72			*M5	Agate, Right
		1	J, T		74			*XJ	Agate, Right
		1	U		74			*XJ	Agate, Right
		1	J, T		74			*H7	Agate, Right
	0QC041K5	1	J, T		74			*DL	Camel, Right
		1	J		72			*M5	Camel, Right
		1	J, T		74			*XJ	Camel, Right
		1	U		74			*XJ	Camel, Right
		1	J		72			*B6	Camel, Right
		1			74			*B6	Camel, Right
		1	U		74			*DL	Camel, Right
	0QC051AZ	1	J, T		74			*H7	Camel, Right
		1	J		72			*B6	Agate, Left
		1			74			*B6	Agate, Left
		1	J, T		74			*DL	Agate, Left
		1	J		72			*M5	Agate, Left
		1	J, T		74			*XJ	Agate, Left
		1	U		74			*XJ	Agate, Left
		1	U		74			*DL	Agate, Left
		1	J, T		74			*H7	Agate, Left
	0QC051K5	1	J		72			*B6	Camel, Left
		1			74			*B6	Camel, Left
		1	J, T		74			*DL	Camel, Left
		1	J		72			*M5	Camel, Left
		1	J, T		74			*XJ	Camel, Left
		1	U		74			*XJ	Camel, Left
11	55001230	1							GROMMET, Rear Seat
12									PANEL, Seat Cushion

AR = use ase required - = Non illustrated part

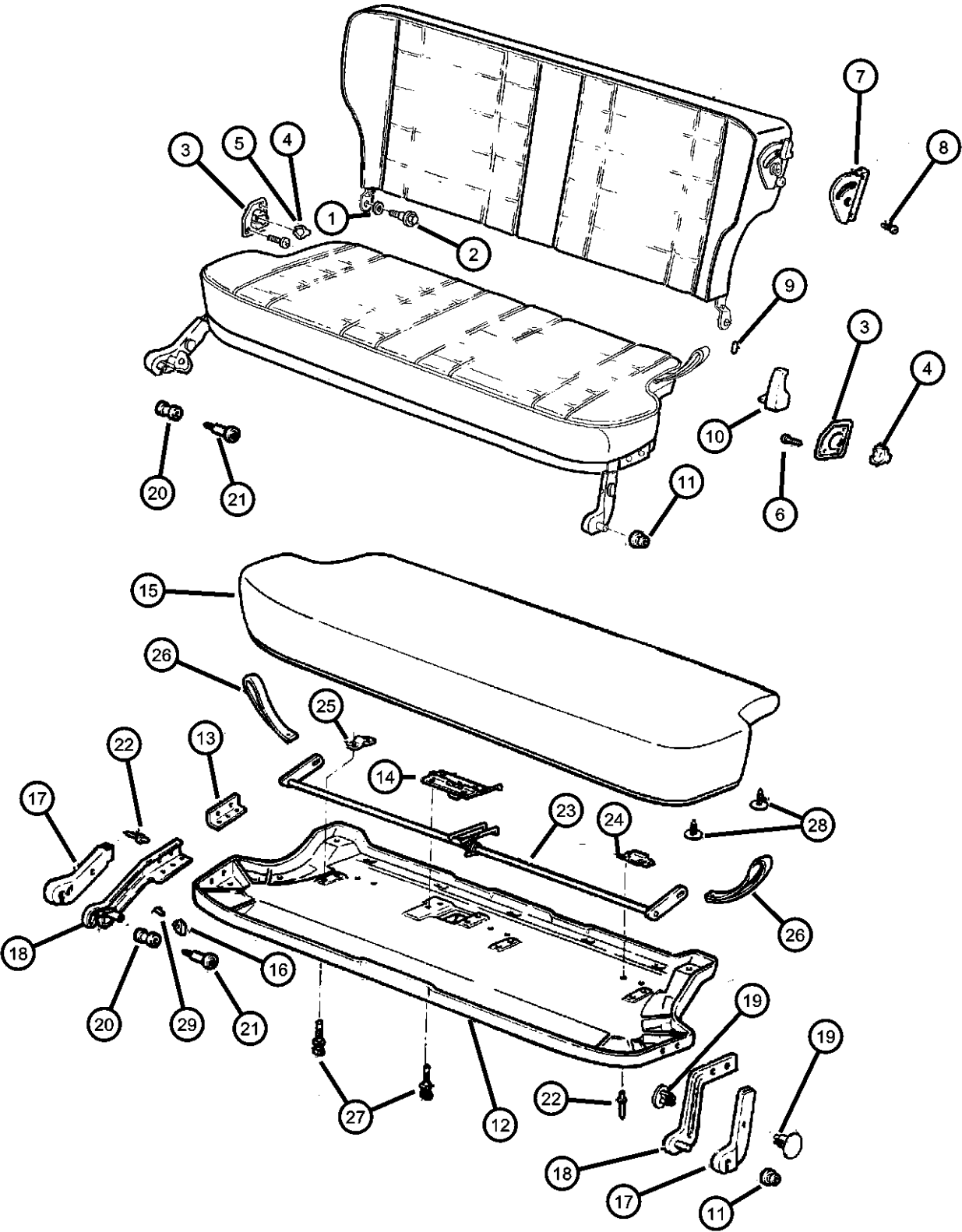
Frame and Pad
Figure IX1-660



ITEM	PART NUMBER	QTY	LINE	SERIES	BODY	ENGINE	TRANS	TRIM	DESCRIPTION
	05015244AA	1	J		72			*B6	After 2-1-99
		1			74			*B6	After 2-1-99
		1	J, T		74			*DL	After 2-1-99
		1	J		72			*M5	After 2-1-99
		1	J, T		74			*XJ	After 2-1-99
		1	U		74			*XJ	After 2-1-99
		1	U		74			*DL	After 2-1-99
		1	J, T		74			*H7	
		1	J		72			*B6	Up to 2-1-99
		1			74			*B6	Up to 2-1-99
13	55195237	1	J		72			*M5	Up to 2-1-99
		1	J, T		74			*XJ	Up to 2-1-99
		1	U		74			*DL	Up to 2-1-99
		1	U		74			*XJ	Up to 2-1-99
									REINFORCEMENT, Seat Cushion Hinge
		2	J		72			*B6	
		2	J		72			*M5	
		2			74			*B6	
		2	J, T		74			*DL	
		2	J, T		74			*XJ	
14	55002833	1	U		74			*XJ	
		2	U		74			*DL	
		2	J, T		74			*H7	
									LATCH, Seat
		1	J, T		74			*DL	
		1	J, T		74			*XJ	
		1	U		74			*XJ	
		1	J		72			*B6	
		1	U		74			*DL	
									PAD, Rear Seat Cushion
15	05015225AA	1	J		72			*B6	After 2-1-99
		1			74			*B6	After 2-1-99
		1	J, T		74			*DL	After 2-1-99
		1	J		72			*M5	After 2-1-99
		1	J, T		74			*XJ	After 2-1-99
		1	U		74			*XJ	After 2-1-99
		1	U		74			*DL	After 2-1-99
		1	J, T		74			*H7	After 2-1-99
									KNOB, Seat Back Latch
									Agate
16	5AC681AZ	2	J		72			*B6	

AR = use ase required - = Non illustrated part

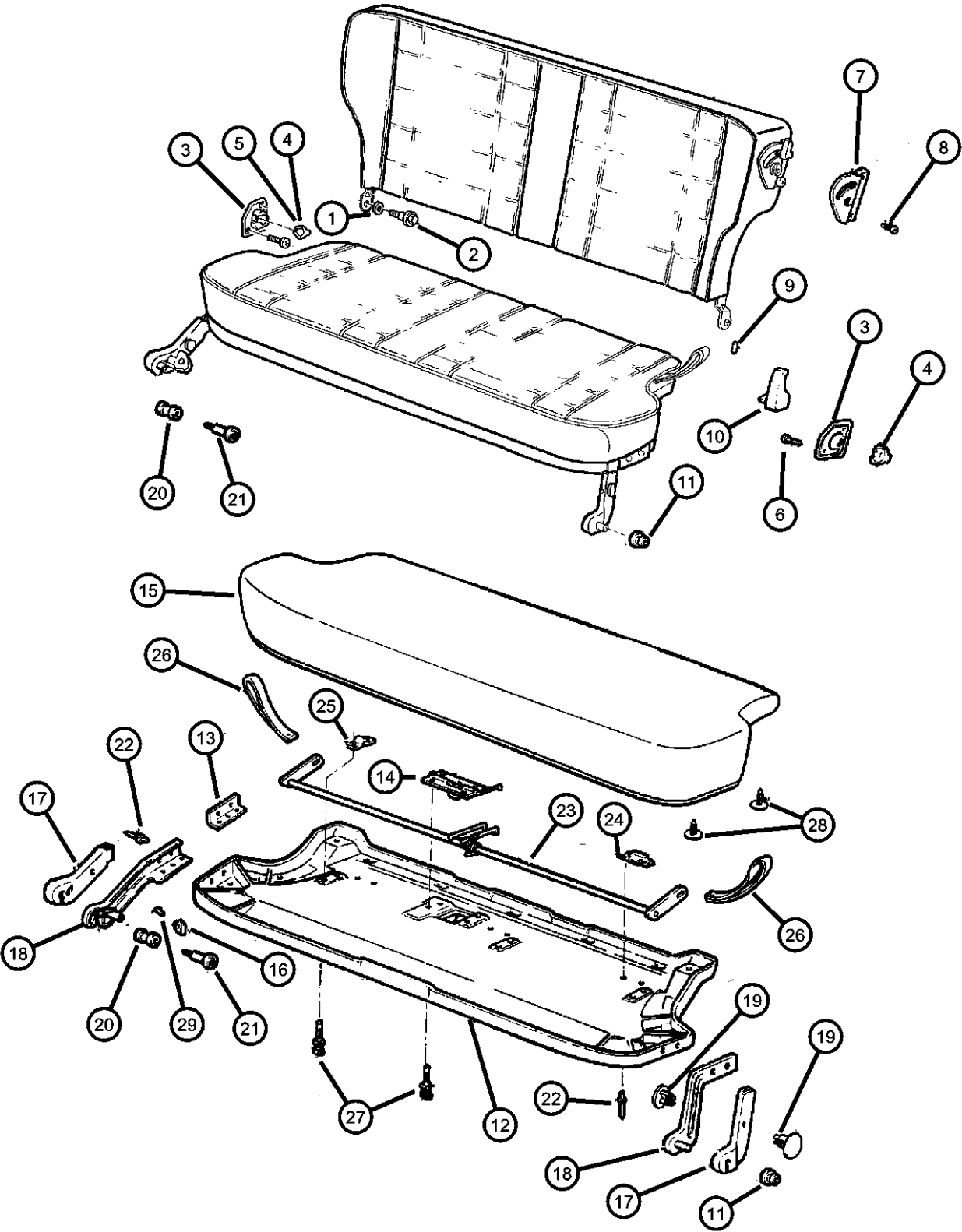
Frame and Pad
Figure IX1-660



ITEM	PART NUMBER	QTY	LINE	SERIES	BODY	ENGINE	TRANS	TRIM	DESCRIPTION
17	5AC681K5	2			74			*B6	Agate
		2	J, T		74			*DL	Agate
		2	J		72			*M5	Agate
		2	J, T		74			*XJ	Agate
		2	U		74			*XJ	Agate
		2	U		74			*DL	Agate
		2	J, T		74			*H7	Agate
		2	J		72			*B6	Camel
		2			74			*B6	Camel
		2	J, T		74			*DL	Camel
		2	J		72			*M5	Camel
		2	J, T		74			*XJ	Camel
		2	U		74			*XJ	Camel
		2	U		74			*DL	Camel
		2	J, T		74			*H7	Camel
									COVER, Rear Seat Hinge
17	5AC461AZ	1	J, T		74			*DL	Agate, Right
		1	J, T		74			*XJ	Agate, Right
		1	U		74			*XJ	Agate, Right
		1	J		72			*B6	Agate, Right
		1			74			*B6	Agate, Right
		1	U		74			*DL	Agate, Right
		1	J, T		74			*H7	Agate, Right
	5AC461K5	1	J, T		74			*DL	Camel, Right
		1	J, T		74			*XJ	Camel, Right
		1	U		74			*XJ	Camel, Right
		1			74			*B6	Camel, Right
	5AC471AZ	1	J		72			*M5	Camel, Right
		1	U		74			*DL	Camel, Right
		1	J, T		74			*XJ	Agate, Left
		1	J		72			*M5	Agate, Left
	5AC471K5	1			74			*B6	Agate, Left
		1	J		72			*B6	Agate, Left
		1	J, T		74			*DL	Agate, Left
		1	U		74			*DL	Agate, Left
		1	U		74			*XJ	Agate, Left
		1	J		72			*B6	Camel, Left
		1			74			*B6	Camel, Left
		1	J		72			*M5	Camel, Left
		1	J, T		74			*DL	Camel, Left

AR = use ase required - = Non illustrated part

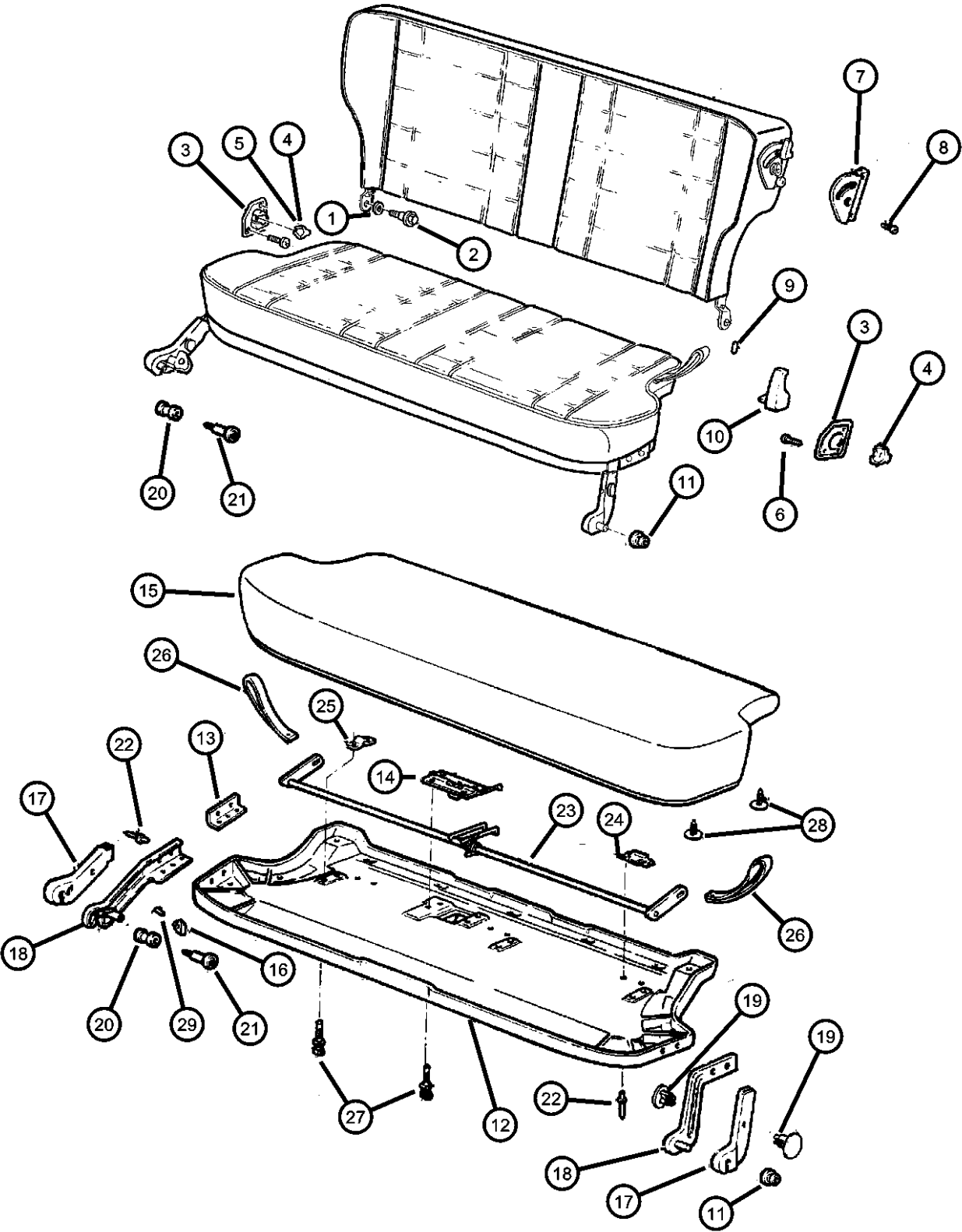
Frame and Pad
Figure IX1-660



ITEM	PART NUMBER	QTY	LINE	SERIES	BODY	ENGINE	TRANS	TRIM	DESCRIPTION
18	55001136	1	J, T		74			*XJ	Camel, Left
		1	U		74			*XJ	Camel, Left
									HINGE, Seat Cushion
		1	J		72			*B6	Right
		1			74			*B6	Right
		1	J		72			*M5	Right
	55001137	1	J, T		74			*XJ	Right
		1	U		74			*DL	Right
		1	U		74			*XJ	Right
		1	J, T		74			*H7	Right
		1	J, T		74			*DL	Left
		1	J, T		74			*XJ	Left
		1	U		74			*DL	Left
		1	U		74			*XJ	Left
		1	J		72			*M5	Left
		1			74			*B6	Left
		1	J, T		74			*H7	Left
									RIVET, M8x12.40 Rachet Type
19	34201845	1	J		72			*M5	
		1			74			*B6	
		1	J		72			*B6	
		1	J, T		74			*DL	
		4	U		74			*DL	
		1	J, T		74			*XJ	
		1	U		74			*XJ	
		4	J, T		74			*H7	
									BUSHING, Seat Cushion
									BOLT, Shoulder, M10x1.50x50.6
20	55002437	1							RIVET, M6.3x23.47
21	34201530	1							
22	34201557	2	J		72			*B6	
		1			74			*B6	
		1	J		72			*M5	
		1	J, T		74			*XJ	
		2	U		74			*DL	
		1	U		74			*XJ	
		2	J, T		74			*H7	
									RELEASE, Seat Latch
23	55004302	1	J		72			*B6	
		1			74			*B6	
		1	J		72			*M5	

AR = use ase required - = Non illustrated part

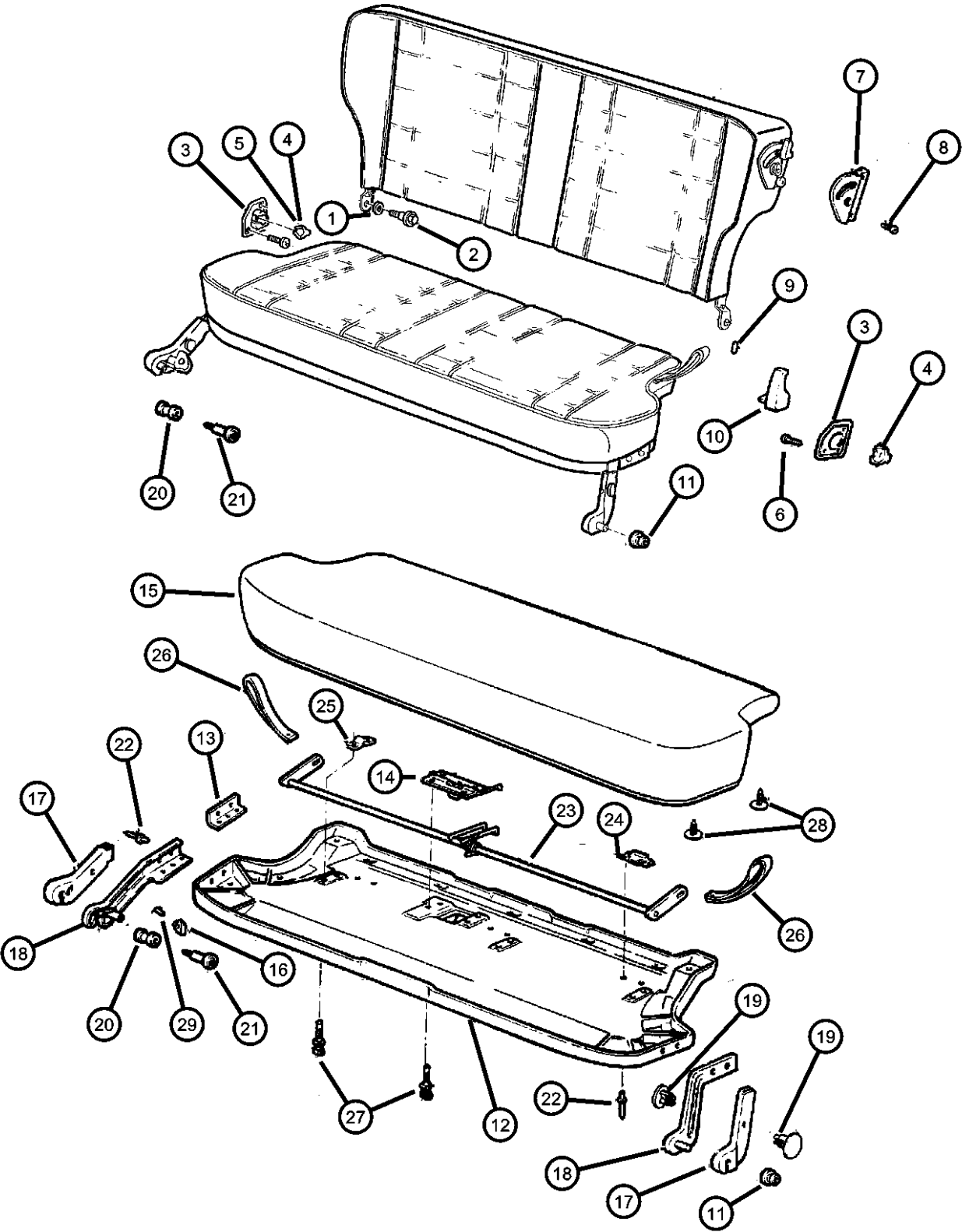
Frame and Pad
 Figure IX1-660



ITEM	PART NUMBER	QTY	LINE	SERIES	BODY	ENGINE	TRANS	TRIM	DESCRIPTION
24	55195937	1	J, T		74			*XJ	BRACKET, Seat Cushion
		1	U		74			*XJ	
		1	J, T		74			*DL	
		1	U		74			*DL	
		1	J, T		74			*H7	
		1	J		72			*B6	
		1			74			*B6	
		1	J		72			*M5	
		1	J, T		74			*XJ	
		1	J, T		74			*DL	
25	55004301	1	U		74			*DL	BRACKET, Seat Latch
		1	U		74			*XJ	
		1	J, T		74			*H7	
		1	J		72			*B6	
		1			74			*B6	
		1	J		72			*M5	
		1	J, T		74			*XJ	
		2	U		74			*DL	
		1	U		74			*XJ	
		2	J, T		74			*H7	
26	5AJ471AZ								STRAP, Rear Seat Latch
		1	U		74			*XJ	
		1	J, T		74			*XJ	
		1	J		72			*M5	
		1			74			*B6	
		1	J		72			*B6	
		1	J, T		74			*DL	
		2	U		74			*DL	
27	34202078	1	J		72			*B6	RIVET, Blind, M6.25x28
		1	J		72			*M5	
		1			74			*B6	
		1	J, T		74			*DL	
		1	J, T		74			*XJ	
		1	U		74			*XJ	
		6	J, T		74			*H7	
28	5AA341AZ								FASTENER, .193 Hole
		1	U		74			*XJ	

AR = use ase required - = Non illustrated part

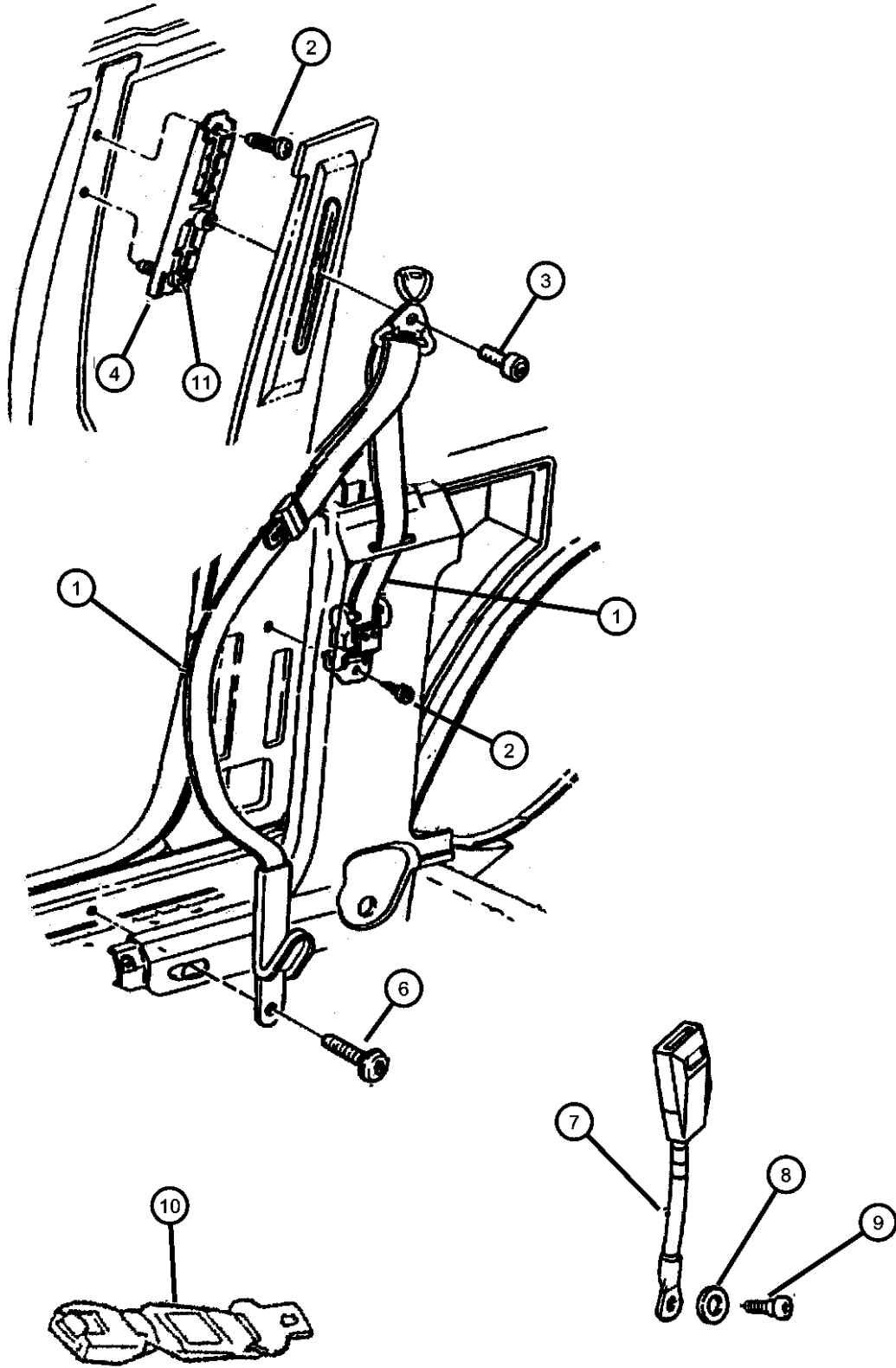
Frame and Pad
Figure IX1-660



ITEM	PART NUMBER	QTY	LINE	SERIES	BODY	ENGINE	TRANS	TRIM	DESCRIPTION
29	5AA341K5	1	J		72			*B6	Agate
		1			74			*B6	Agate
		1	J, T		74			*XJ	Agate
		1	J, T		74			*DL	Agate
		6	U		74			*DL	Agate
		6	J, T		74			*H7	Agate
		1			74			*B6	Camel
		1	J		72			*M5	Camel
		1	J, T		74			*XJ	Camel
		1	J, T		74			*DL	Camel
		6	U		74			*DL	Camel
		1	U		74			*XJ	Camel
		6	J, T		74			*H7	Camel
									SPRING, Pin
-30	J0455735	1	J		72			*B6	
		1			74			*B6	
		1	J		72			*M5	
		1	J, T		74			*XJ	
		4	U		74			*DL	
		1	U		74			*XJ	
		4	J, T		74			*H7	
		4							TETHER PACKAGE, Child Seat, (NOT SERVICED)

AR = use ase required - = Non illustrated part

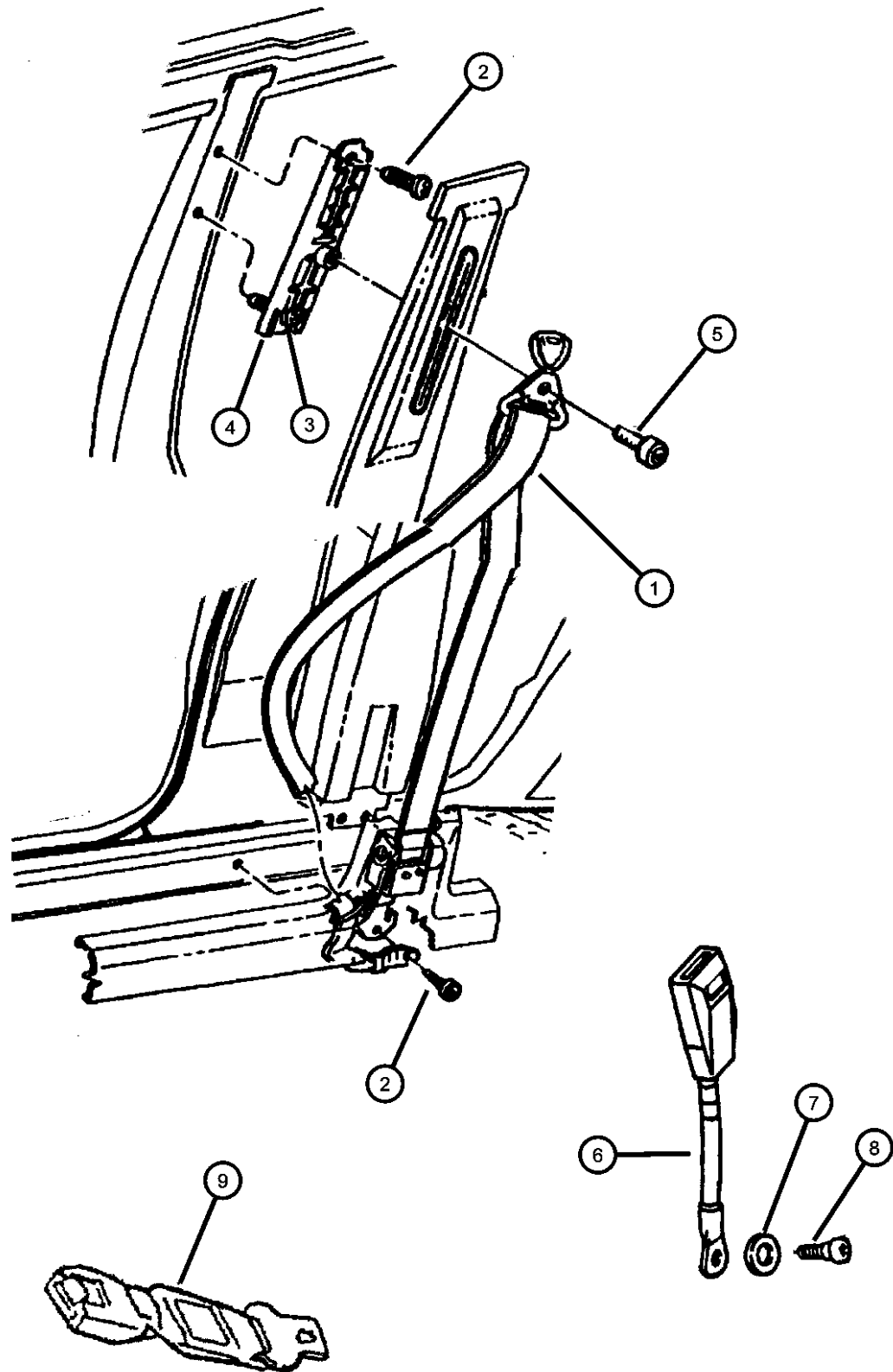
Seat Belts, Front Seat, 2 Door
Figure IX1-710



ITEM	PART NUMBER	QTY	LINE	SERIES	BODY	ENGINE	TRANS	TRIM	DESCRIPTION
1	5EZ14LAZAE	1	J		72			*O0	SEAT BELT, Front Outer Right
	5EZ15LAZAE	1	J		72			*O0	Left
	5GG66LAZAA	2	J		72			*O0	Export
2	06034384	4							SCREW, Pan Head, .437-20x1.15
3	06036095AA	2	J		72				SCREW, Pan Head
4	55314697AB	2							ADJUSTER, Seat Belt Turning Loop
-5	55352693AA	2	J		72				SPACER
6	06034398	2	J		72				SCREW, Pan Head
7									SEAT BELT, Front Inner
	5EE52LAZ	1	J		72			*M5	Agate, Manual Seats, Right
		1	J		72			*B6	Agate, Manual Seats, Right
	5EE53LAZ	1	J		72			*M5	Agate, Manual Seats, Left
		1	J		72			*B6	Agate, Manual Seats, Left
8									WASHER, Seat Belt Attaching
	04798898	2	J		72			*B6	
		1	J		72			*M5	
9									SCREW, Button Head, .375-24x.62
	06035115	2	J		72			*M5	
		2	J		72			*B6	
10	04740415	1							EXTENDER, Seat Belt
11	06502985	2							SCREW, Hex Head, M10x1.5x30

AR = use ase required - = Non illustrated part

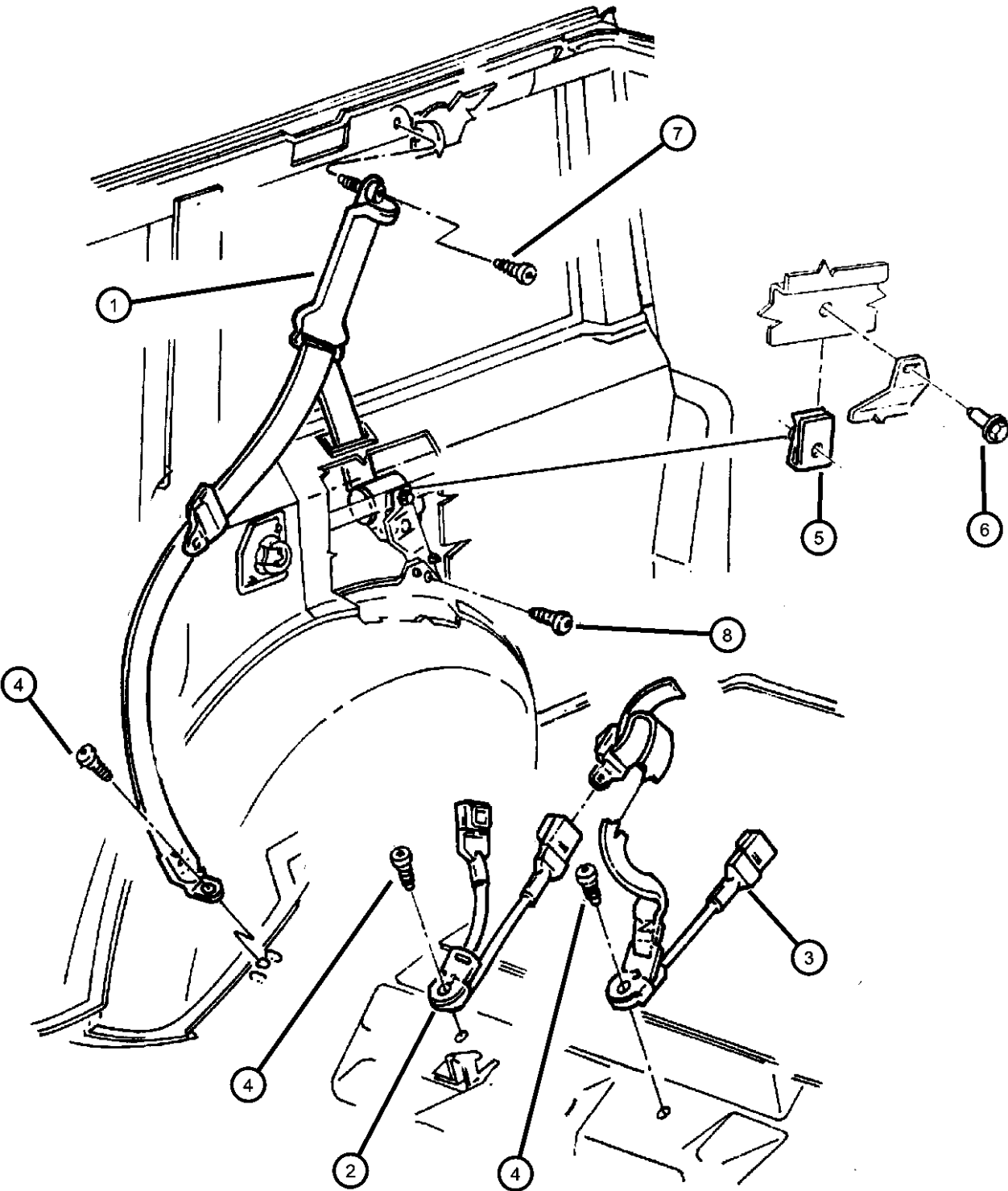
Seat Belts, Front Seat, 4 Door
Figure IX1-720



ITEM	PART NUMBER	QTY	LINE	SERIES	BODY	ENGINE	TRANS	TRIM	DESCRIPTION
1									SEAT BELT, Front Outer
	5FM30LAZAF	1			74			*O0	Agate, Right
	5FM31LAZAF	1			74			*O0	Agate, Left
	5GG68LAZAC	1			74			*O0	Agate, Export, Right
	5GG69LAZAC	1			74			*O0	Agate, Export, Left
2	06034384	4							SCREW, Pan Head, .437-20x1.15
3	06502985	2							SCREW, Hex Head, M10x1.5x30
4	55314697AB	2							ADJUSTER, Seat Belt Turning Loop
5	55314697AB	2							SCREW, Pan Head, .437-20x1.375, (NOT SERVICED)
6									SEAT BELT, Front Inner
	5EE52LAZ	1			74			*B6	Agate, Manual Seats, Right
		1	J, T		74			*XJ	Agate, Manual Seats, Right
		1	J, T		74			*DL	Agate, Manual Seats, Right
		1	J, T		74			*H7	Agate, Manual Seats, Right
	5EE53LAZ	1			74			*B6	Agate, Manual Seats, Left
		1	J, T		74			*XJ	Agate, Manual Seats, Left
	5FS24LAZ	1	J, T		74			*DL	Agate, Power Seats, Export, Right
		1	J, T		74			*XJ	Agate, Power Seats, Export, Right
	5GA121AZAA	1	U		74			*XJ	Agate, Manual Seats, Right
	5GA131AZAA	1	U		74			*XJ	Agate, Manual Seats, Left
7									WASHER, Seat Belt Attaching
	04798898	1			74			*B6	
		1	J, T		74			*XJ	
		2	U		74			*DL	
		1	U		74			*XJ	
		2	J, T		74			*H7	
8									SCREW, Button Head, .375-24x.62
	06035115	2			74			*B6	
		2	J, T		74			*DL	
		2	U		74			*DL	
		2	J, T		74			*XJ	
		2	U		74			*XJ	
		2	J, T		74			*H7	
9	04740415	1							EXTENDER, Seat Belt

AR = use ase required - = Non illustrated part

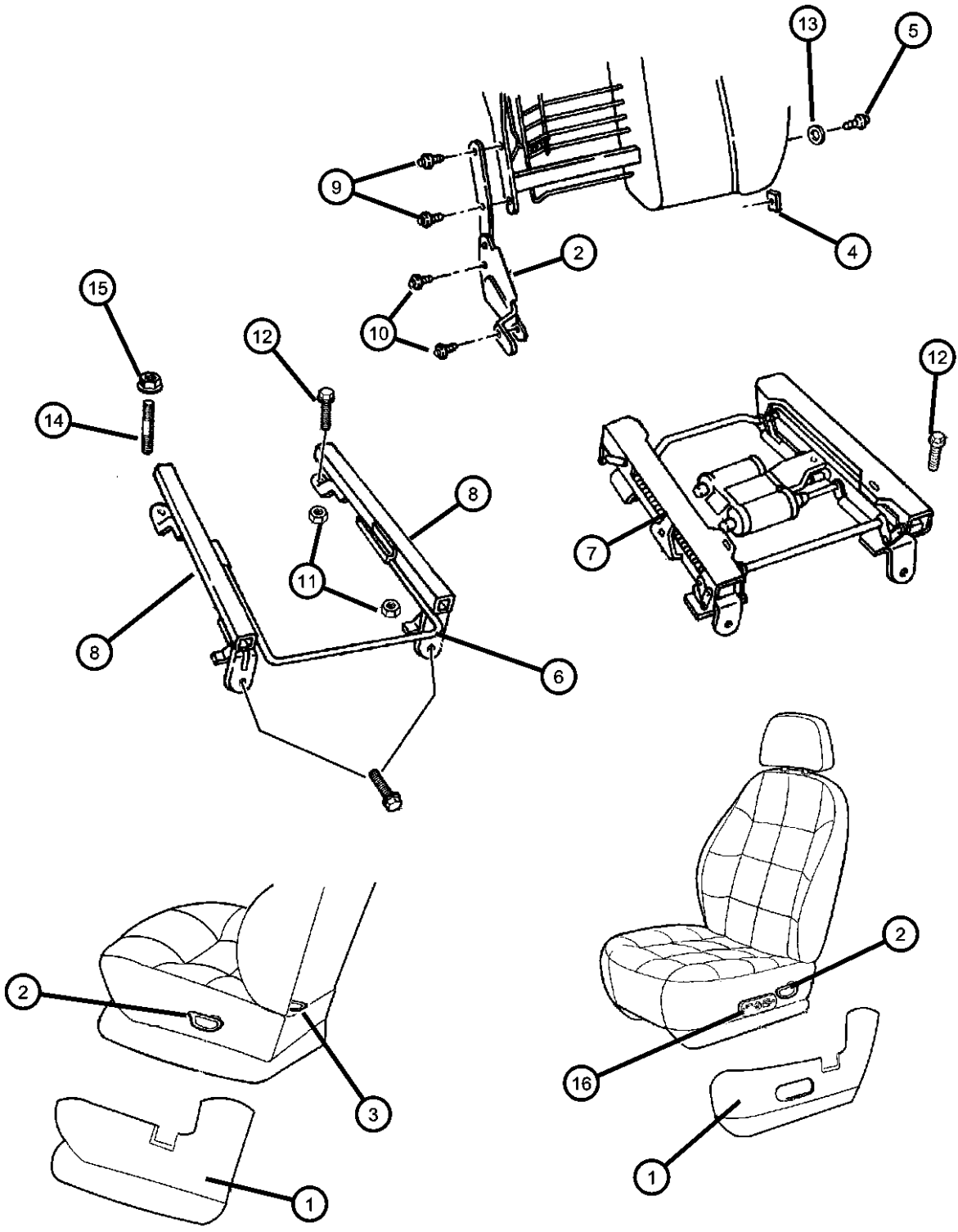
Seat Belts, Rear Seat
Figure IX1-730



ITEM	PART NUMBER	QTY	LINE	SERIES	BODY	ENGINE	TRANS	TRIM	DESCRIPTION
1	5FG521K5AF	1							SEAT BELT, Outer
	5FG52LAZAF	1						*O0	Camel, Right
	5FG531K5AF	1						*O0	Agate, Right
	5FG53LAZAF	1						*O0	Camel, Left
	5GG701K5AC	1						*O0	Agate, Left
	5GG70LAZAC	1						*O0	Camel, Right, Export
	5GG711K5AC	1						*O0	Agate, Right, Export
	5GG71LAZAC	1						*O0	Camel, Left, Export
2	5FG50LAZAB	1						*O0	Agate, Left, Export
3									SEAT BELT, Buckle And Tip
	5FG51LAZAB	1						*O0	SEAT BELT, Two BucklesRight
	5FT53LAZ	1						*O0	Left
4	06034383	2							Left, Export
5	06504118	2							SCREW, Pan Head, .437-20x1.5
6	34201807	2							U-NUT, M6 x 1.00, M6x1.00
7	34201807	2							BOLT, Hex Flange Head, M6x1.00x16
8	06034384	4							SCREW, Pan Head Shoulder, .437-20x1.87, (NOT SERVICED)
									SCREW, Pan Head, .437-20x1.15

AR = use ase required - = Non illustrated part

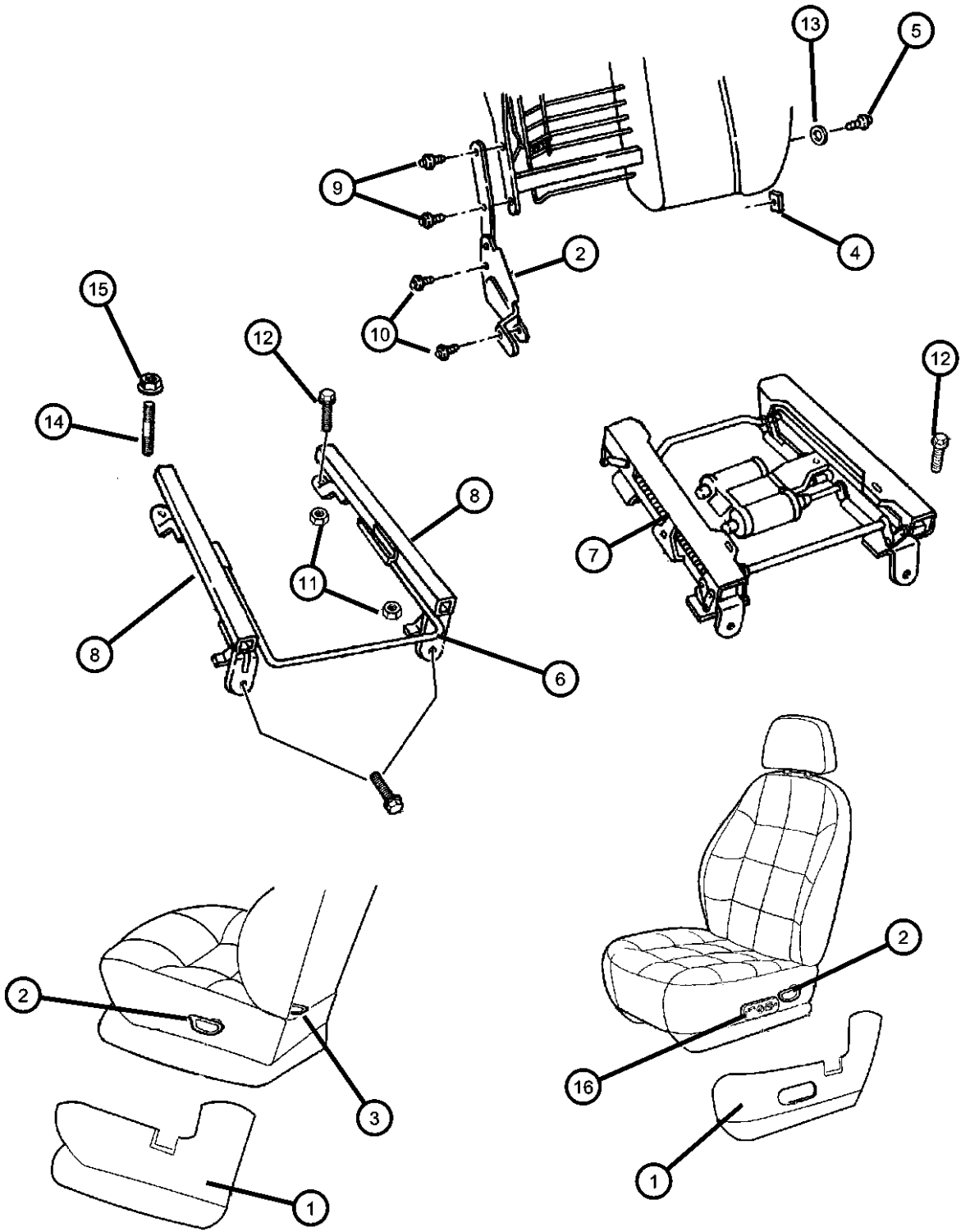
Recliner and Adjuster
Figure IX1-810



ITEM	PART NUMBER	QTY	LINE	SERIES	BODY	ENGINE	TRANS	TRIM	DESCRIPTION
1	0RA701AZAA	1	J, T		74			*DL	SHIELD, Seat Cushion
		1	J, T		74			*XJ	Agate, With Power, Right
		1	U		74			*XJ	Agate, With Power, Right
		1	U		74			*DL	Agate, With Power, Right
	0RA701K5AA	1	J, T		74			*XJ	Camel, With Power, Left
		1	U		74			*XJ	Camel, With Power, Left
		1	J, T		74			*DL	Camel, With Power, Left
		1	U		74			*DL	Camel, With Power, Left
	0RA721AZAA	1	J		72			*B6	Agate, Manual, Right
		1			74			*B6	Agate, Manual, Right
		1	J		72			*M5	Agate, Manual, Right
		1	J, T		74			*H7	Agate, Manual, Right
	0RA721K5AA	1	J		72			*B6	Camel, Manual, Right
		1			74			*B6	Camel, Manual, Right
		1	J		72			*M5	Camel, Manual, Right
	0RA731AZAA	1	J		72			*B6	Agate, Manual, Left
		1			74			*B6	Agate, Manual, Left
		1	J		72			*M5	Agate, Manual, Left
		1	J, T		74			*H7	Agate, Manual, Left
	0RA731K5AA	1	J		72			*B6	Camel, Manual, Left
		1			74			*B6	Camel, Manual, Left
		1	J		72			*M5	Camel, Manual, Left
2	04796712	1	J		72			*B6	RECLINER, Seat Back
		1	J		72			*M5	Right
		1	J		72			*B6	Left
		1	J		72			*M5	Left
	04796714	1			74			*B6	Includes Handle, Right
		1	J, T		74			*DL	Includes Handle, Right
		1	J, T		74			*XJ	Includes Handle, Right
		1	U		74			*XJ	Includes Handle, Right
	04796715	1	U		74			*DL	Includes Handle, Right
		1	J, T		74			*H7	Includes Handle, Right
		1			74			*B6	Includes Handle, Left
		1	J, T		74			*DL	Includes Handle, Left
		1	J, T		74			*XJ	Includes Handle, Left
		1	U		74			*XJ	Includes Handle, Left
		1	U		74			*DL	Includes Handle, Left
		1	J, T		74			*H7	Includes Handle, Left
3									KNOB, Seat Recliner

AR = use ase required - = Non illustrated part

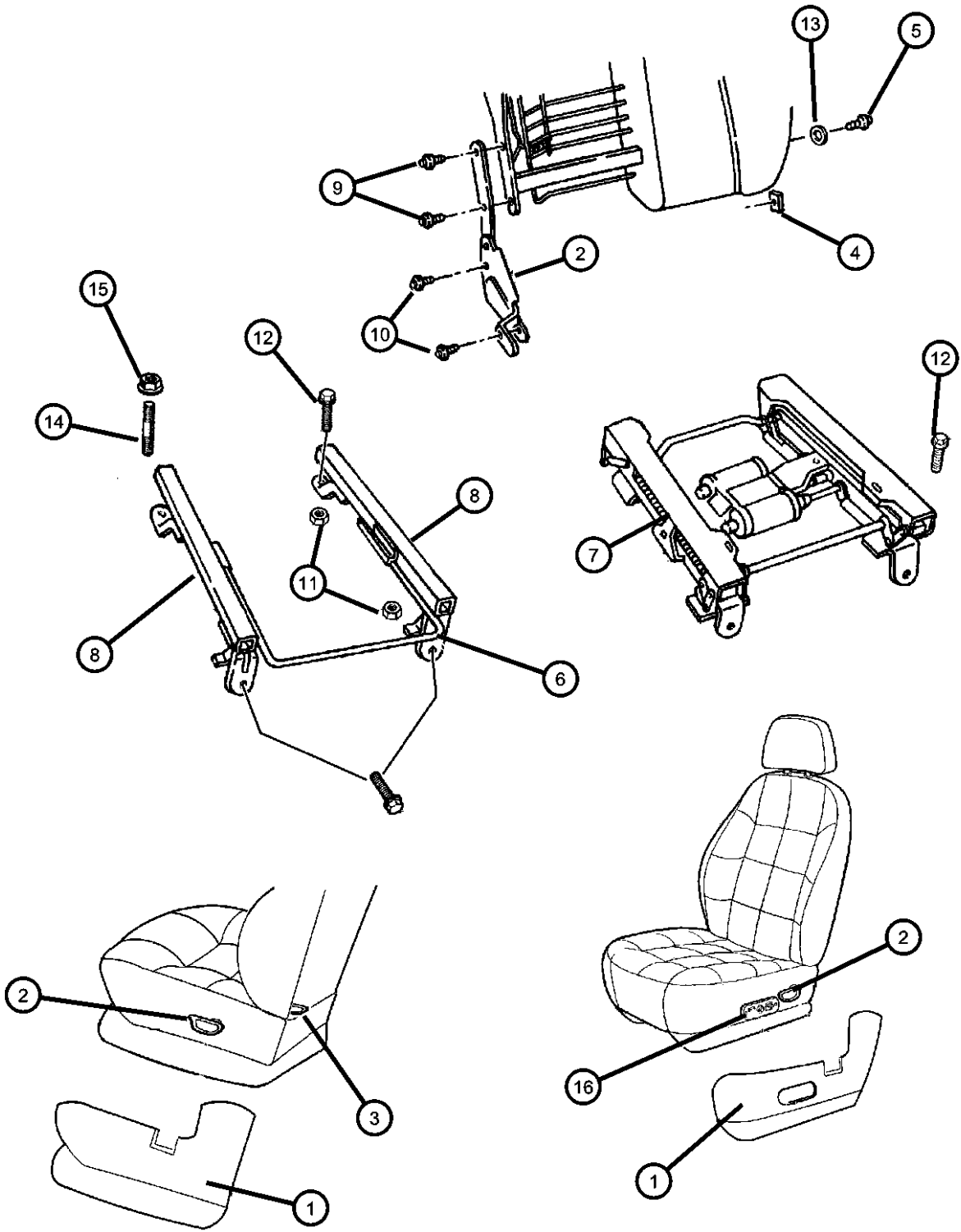
Recliner and Adjuster
Figure IX1-810



ITEM	PART NUMBER	QTY	LINE	SERIES	BODY	ENGINE	TRANS	TRIM	DESCRIPTION
4	04796720	1	J		72			*B6	U-NUT, Seat Back
		1	J		72			*M5	
	04713982	2	J		72			*B6	
		1			74			*B6	
		1	J		72			*M5	
		1	J, T		74			*XJ	
		2	U		74			*DL	
		1	U		74			*XJ	
5	04797554	2	J, T		74			*H7	BOLT, Shoulder, I.B.-Back To Cushion-Pivot
		2	J		72			*B6	
		1			74			*B6	
		1	J		72			*M5	
		1	J, T		74			*XJ	
		2	U		74			*DL	
		1	U		74			*XJ	
		2	J, T		74			*H7	
6	04796780	2	J		72			*B6	HANDLE, Seat Release
		2			74			*B6	
		2	J		72			*M5	
		2	J, T		74			*XJ	
		2	U		74			*XJ	
		1	U		74			*XJ	
		2	J		72			*B6	
		2	J, T		74			*XJ	
7	04886375AA	1	J, T		74			*DL	ADJUSTER, Power Seat, Includes Motor
		1	J, T		74			*XJ	
		1	U		74			*XJ	
		1	U		74			*DL	
	04886376AA	1	J, T		74			*DL	
		1	J, T		74			*XJ	
		1	U		74			*XJ	
		1	U		74			*DL	
8	04796774	1			74			*B6	ADJUSTER, Manual Seat
		1	J		72			*M5	
		1	J, T		74			*XJ	
		1	U		74			*XJ	
		1			74			*B6	
		1	J		72			*M5	
		1	J, T		74			*XJ	
		1	U		74			*XJ	

AR = use ase required - = Non illustrated part

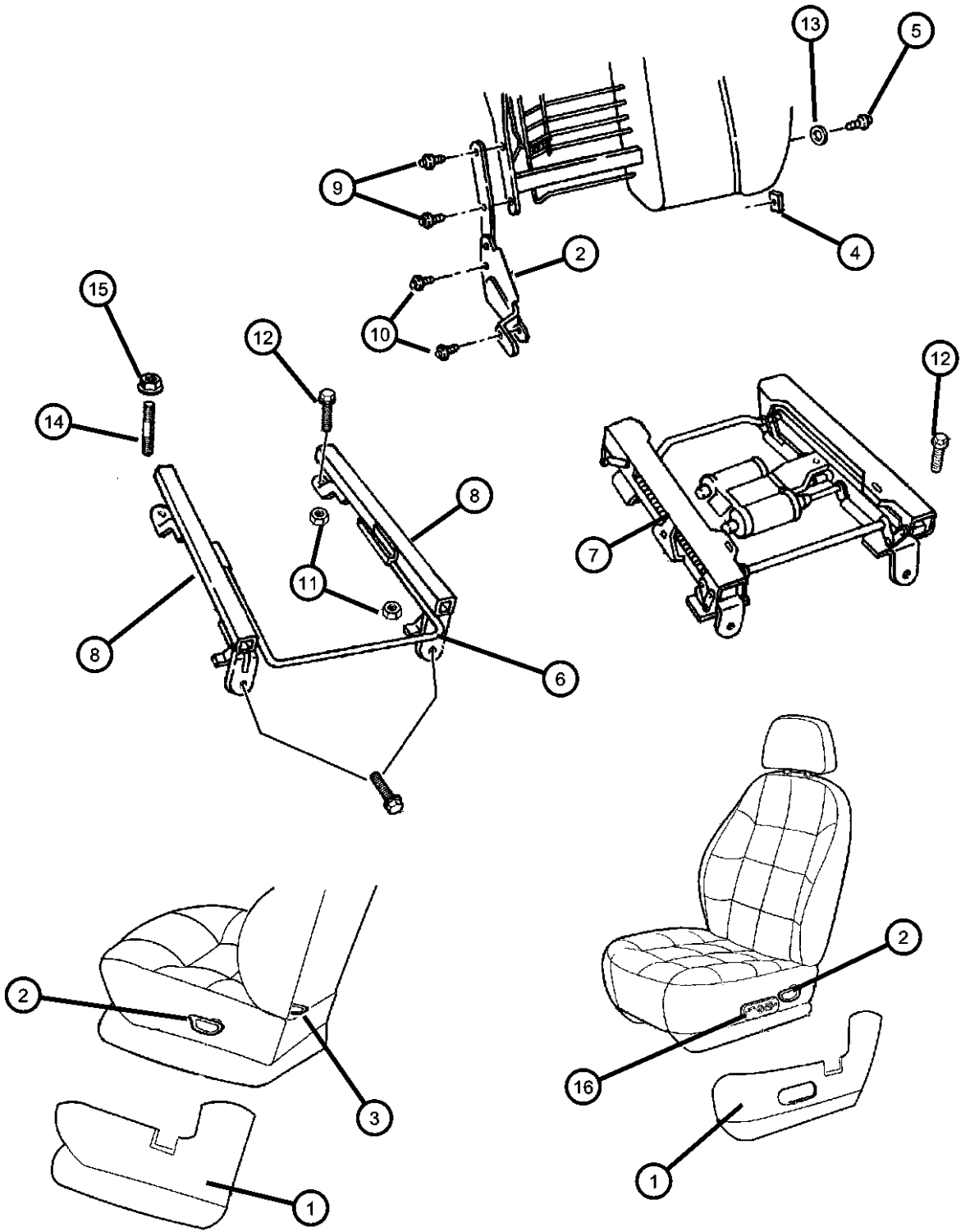
Recliner and Adjuster
Figure IX1-810



ITEM	PART NUMBER	QTY	LINE	SERIES	BODY	ENGINE	TRANS	TRIM	DESCRIPTION
	04796776	1	J		72			*B6	Driver Outboard
		1	J		72			*B6	Passenger Outboard
		1			74			*B6	Passenger Outboard
		1	J		72			*M5	Passenger Outboard
		1	J, T		74			*XJ	Passenger Outboard
		1	U		74			*XJ	Passenger Outboard
	05003811AA	1			74			*B6	Passenger Inboard
		1	J		72			*M5	Passenger Inboard
		1	J, T		74			*XJ	Passenger Inboard
	05003812AA	1	U		74			*XJ	Passenger Inboard
		1	J		72			*B6	Driver Inboard
		1	J		72			*M5	Driver Inboard
9	05014595AA	1	J, T		74			*XJ	Driver Inboard
		1	J		72			*M5	Left, Manual
		1			74			*B6	Left, Manual
		1	J		72			*B6	Left, Manual
		1	J, T		74			*XJ	Left, Manual
		1	U		74			*XJ	Left, Manual
	05014596AA	1	J, T		74			*H7	Left, Manual
		1			74			*B6	Right, Manual
		1	J		72			*M5	Right, Manual
		1	J, T		74			*XJ	Right, Manual
		1	U		74			*XJ	Right, Manual
		1	J		72			*B6	Right, Manual
10	04720768								BOLT, Recliner to Seat Back
		1	J		72			*M5	
		1			74			*B6	
		1	J		72			*B6	
		1	J, T		74			*DL	
		4	U		74			*DL	
	04796793	1	J, T		74			*XJ	
		1	U		74			*XJ	
		4	J, T		74			*H7	
		4	J		72			*B6	
		1			74			*B6	
		1	J		72			*M5	
		1	J, T		74			*XJ	
		3	U		74			*DL	
		1	U		74			*XJ	

AR = use ase required - = Non illustrated part

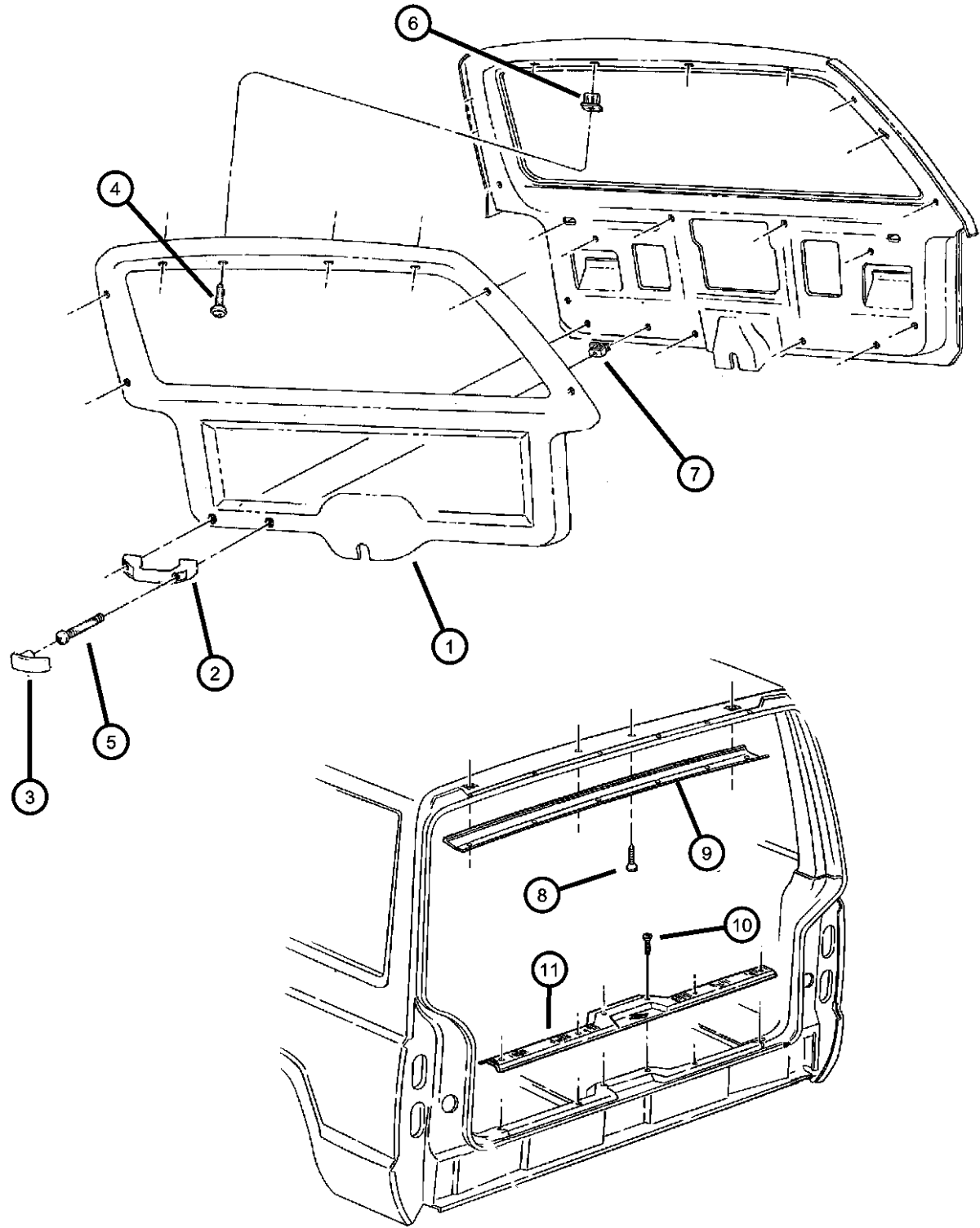
Recliner and Adjuster
Figure IX1-810



ITEM	PART NUMBER	QTY	LINE	SERIES	BODY	ENGINE	TRANS	TRIM	DESCRIPTION
		4	J, T		74			*H7	
11	05101925AA	8						*O0	NUT, Seat Adjuster To Cushion
12	06505227AA	6							SCREW AND WASHER, Hex Head Tap, M8x1.25x33.00
13	06505227AA	6							WASHER, (NOT SERVICED)
14	06505227AA	6							STUD, (NOT SERVICED)
15	00152477	2							NUT, Hex Flange Lock, .437-20
16									SWITCH, Seat
	04373666	1	J, T		74			*DL	
		2	J, T		74			*XJ	
		2	U		74			*DL	
		2	U		74			*XJ	

AR = use ase required - = Non illustrated part

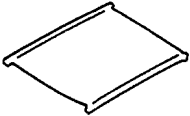
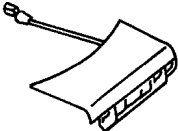

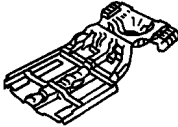



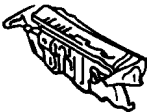

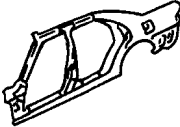

Liftgate Trim Panel
Figure IX1-1010



ITEM	PART NUMBER	QTY	LINE	SERIES	BODY	ENGINE	TRANS	TRIM	DESCRIPTION
1	5EG06LAZAB	1						*O0	PANEL, Liftgate Agate
	5EG06RK5AB	1						*O0	Camel
2	5DX76RK5AB	1						*O0	HANDLE, Roof Grab Camel
	5DX76LAZAC	1						*O0	Agate
3	0H526TAZ	2						*O0	PLUG, Assist and Grab Handle Agate
	0H526TK5	2						*O0	Camel
4	0H526TK5	2							SCREW, .164-18x1.00, (NOT SERVICED),
5	0H526TK5	2							SCREW, .250-14x2.375, (NOT SERVICED)
6	06505141AA	4							NUT, Snap In, M4.2 x 1.41
7	06029509	6							U-NUT, .250-14
8	06029509	6							SCREW, .164-18x.625, (NOT SERVICED)
9	5ER43LAZAD	1						*O0	MOLDING, Liftgate Upper Agate
	5ER43RK5AD	1						*O0	Camel
10	34201468	4							SCREW, Round Washer Head, M4.2x1.41x25.00
11	5EG09LAZAB	1						*O0	SILL COVER, Interior Agate
	5EG09RK5AB	1						*O0	Camel
-12	06506063AA	2							NUT, Snap In, Upper Liftgate Molding Mounting

AR = use ase required - = Non illustrated part

Group - SX1
Body Sheet Metal Except Doors

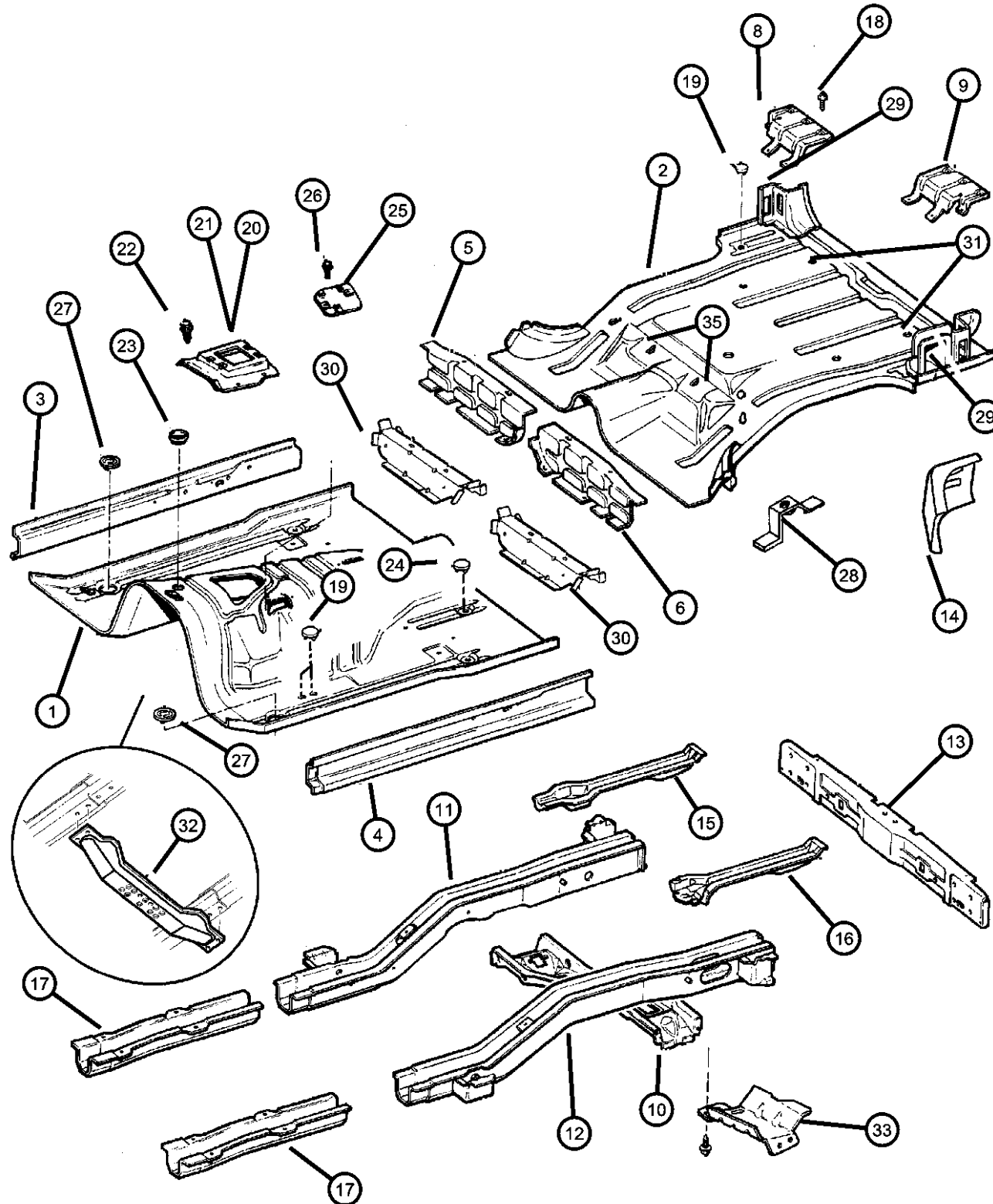
SX1-1100 Roof Panels	SX1-1300 Liftgate Panel	SX1-1600 Luggage Rack	SX1-200 Floor Pans
			
SX1-300 Plugs	SX1-400 Front Fenders	SX1-500 Hood and Hood Release	SX1-600 Cowl and Dash Panel
			
SX1-700 Glass and Rear View Mirror	SX1-800 Aperture Panel	SX1-900 Quarter Panel and Pillars	
			

Group - SX1 Body Sheet Metal Except Doors

Illustration Title Group-Fig. No.

Floor Pans	
Pans, Floor	Fig. SX1 - 210
Plates, Underbody Skid.....	Fig. SX1 - 220
Plugs	
Plugs	Fig. SX1 - 310
Front Fenders	
Panels, Front End Inner and Wheelhouse	Fig. SX1 - 410
Fenders, Front.....	Fig. SX1 - 420
Hood and Hood Release	
Hood, Latch and Hinges	Fig. SX1 - 510
Cowl and Dash Panel	
Panels, Cowl and Dash, L. H. D.....	Fig. SX1 - 610
Panels, Cowl and Dash, R. H. D.	Fig. SX1 - 620
Glass and Rear View Mirror	
Glass, Windshield, Backlite and Mirror	Fig. SX1 - 710
Windows, Quarter, 2 and 4 Doors.....	Fig. SX1 - 720
Aperture Panel	
Panels, Body Side, 2 Door	Fig. SX1 - 810
Panels, Body Side, 4 Door	Fig. SX1 - 820
Quarter Panel and Pillars	
Panels, Rear Quarter, 2 Door	Fig. SX1 - 910
Panels, Rear Quarter, 4 Door	Fig. SX1 - 920
Fuel Filler Housing and Door.....	Fig. SX1 - 930
Appliques, Rear Quarter Panel.....	Fig. SX1 - 940
Roof Panels	
Roof Panel.....	Fig. SX1 - 1110
Liftgate Panel	
Lift Door, Lach and Hinges	Fig. SX1 - 1310
Luggage Rack	
Rack, Roof Luggage	Fig. SX1 - 1610

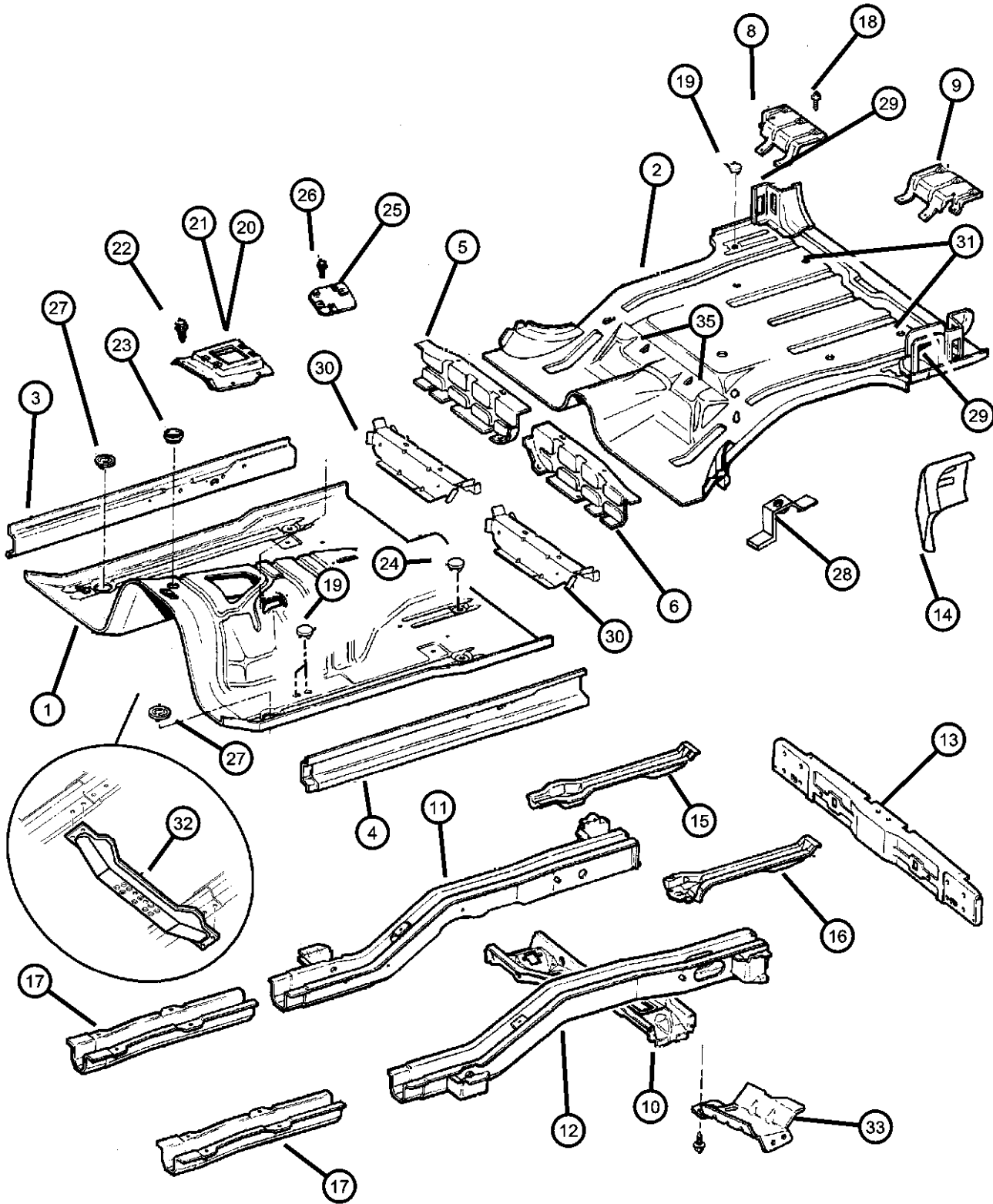
Pans, Floor
Figure SX1-210



ITEM	PART NUMBER	QTY	LINE	SERIES	BODY	ENGINE	TRANS	TRIM	DESCRIPTION
1	55175512AB	1							PAN, Front Floor
2	55175177AD	1							PAN, Floor
3	55175088	1							SILL, Body SideRight
4	55235527	1							SILL, Body SideLeft
5	55235812AA	1							CROSSMEMBER, Floor PanRight
6	55235813AA	1							CROSSMEMBER, Floor PanLeft
-7	J4007073	2							SCREW AND WASHER, .375-16x1.125
8	55002230	1							SUPPORT, Rear FloorRight
9	55002231	1							SUPPORT, Rear FloorLeft
10	55175942	1							CROSSMEMBER, Rear Suspension
11	55235696AD	1							SILL, RearRight
12	55235697AD	1							SILL, RearLeft
13	55175178	1							SILL, Rear Cross
14	55175228	1							REINFORCEMENT, Liftgate Opening
15	57000022	1							SUPPORT, Fuel TankRight
16	55002935	1							SUPPORT, Fuel TankLeft
17	55235554	2							SILL, Body SideCenter
18	J4001701	7							SCREW, Hex Self Tapping, .19-16x.50
19	55235716	2							PLUG, Floor
20	52104216	1							COVER, Floor Pan
21	53000704	1							COVER, Gearshift
22	J4001701	7							SCREW, Hex Self Tapping, .19-16x.50
23	J4000499	1	J, U						PLUG, Floor Pan, 1.50 Diameter
24	55006579	1							PLUG, Body, 38.1mm Diameter
25	55010460	1	T		74				COVER, Floor Pan
26	55010460	1							SCREW, M5x0.8x25.00, (NOT SERVICED)
27	04586052	2							PLUG
28	55001903	1							BRACKET, Jack
29									BRACE, Liftgate Opening
	55345172AB	1							Right
	55345173AB	1							Left
30									REINFORCEMENT, Front Seat
	55174756AB	1							Right
	55174759AB	1							Left
31	04780194	6							PLUG
32									CROSSMEMBER, Transmission
	52002328AB	1	U		74				2.5L Engine, All Manual I
		1							4.0L Engine, Automatic

AR = use ase required - = Non illustrated part

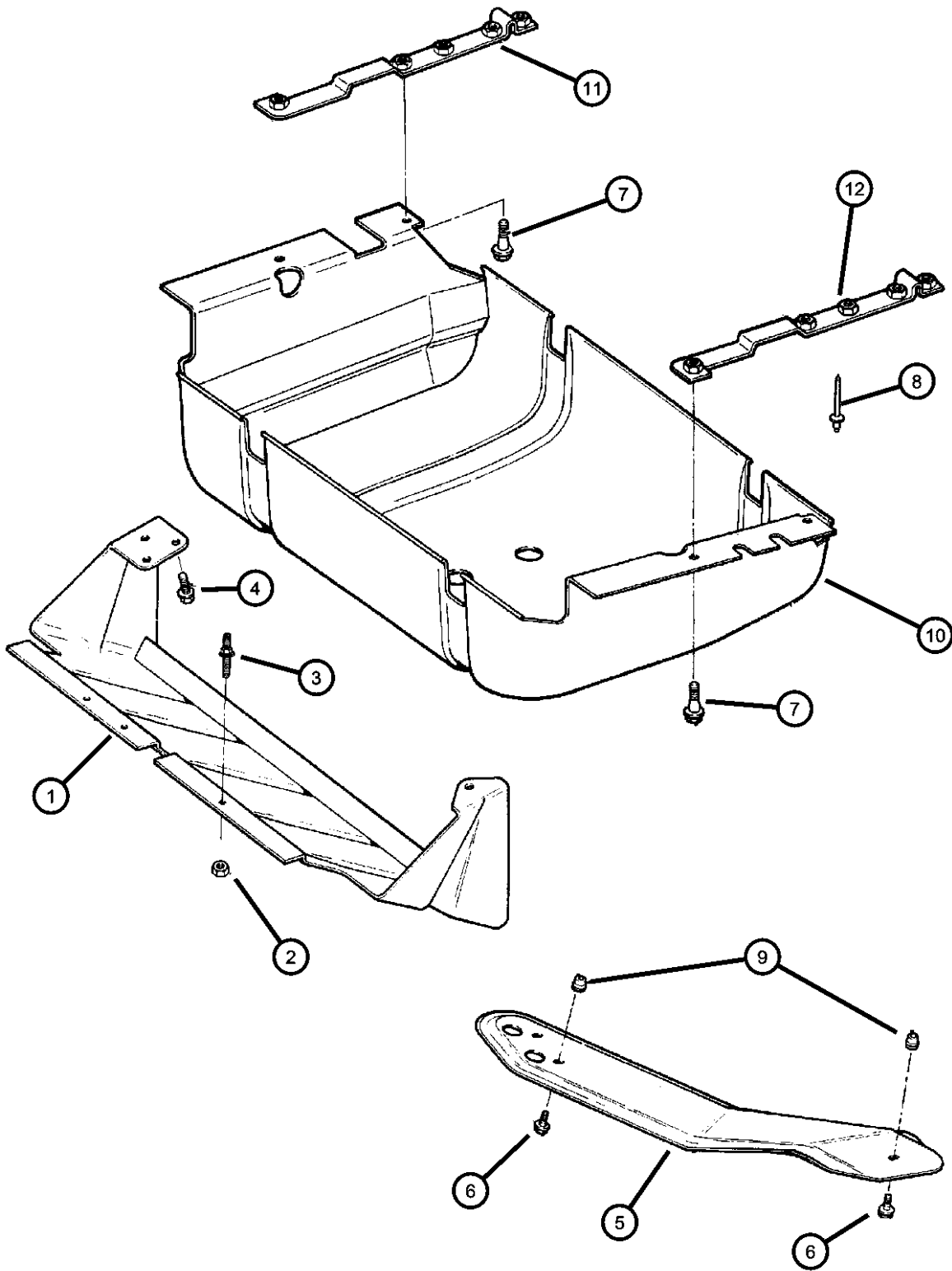
Pans, Floor
Figure SX1-210



ITEM	PART NUMBER	QTY	LINE	SERIES	BODY	ENGINE	TRANS	TRIM	DESCRIPTION
	52003929AB	1							4.0L Engine, Manual 5 Speed
	52058643AC	1							2.5L Engine, All Manual
	52058682	1							Turbo, Diesel
33	55003285AB	1							SHIELD, Heat
-34	55235831AB	1							REINFORCEMENT, Rear Floor Pan
35									REINFORCEMENT, Seat Belt Anchor
	55235028	1							Right
	55235029AB	1							Left

AR = use ase required - = Non illustrated part

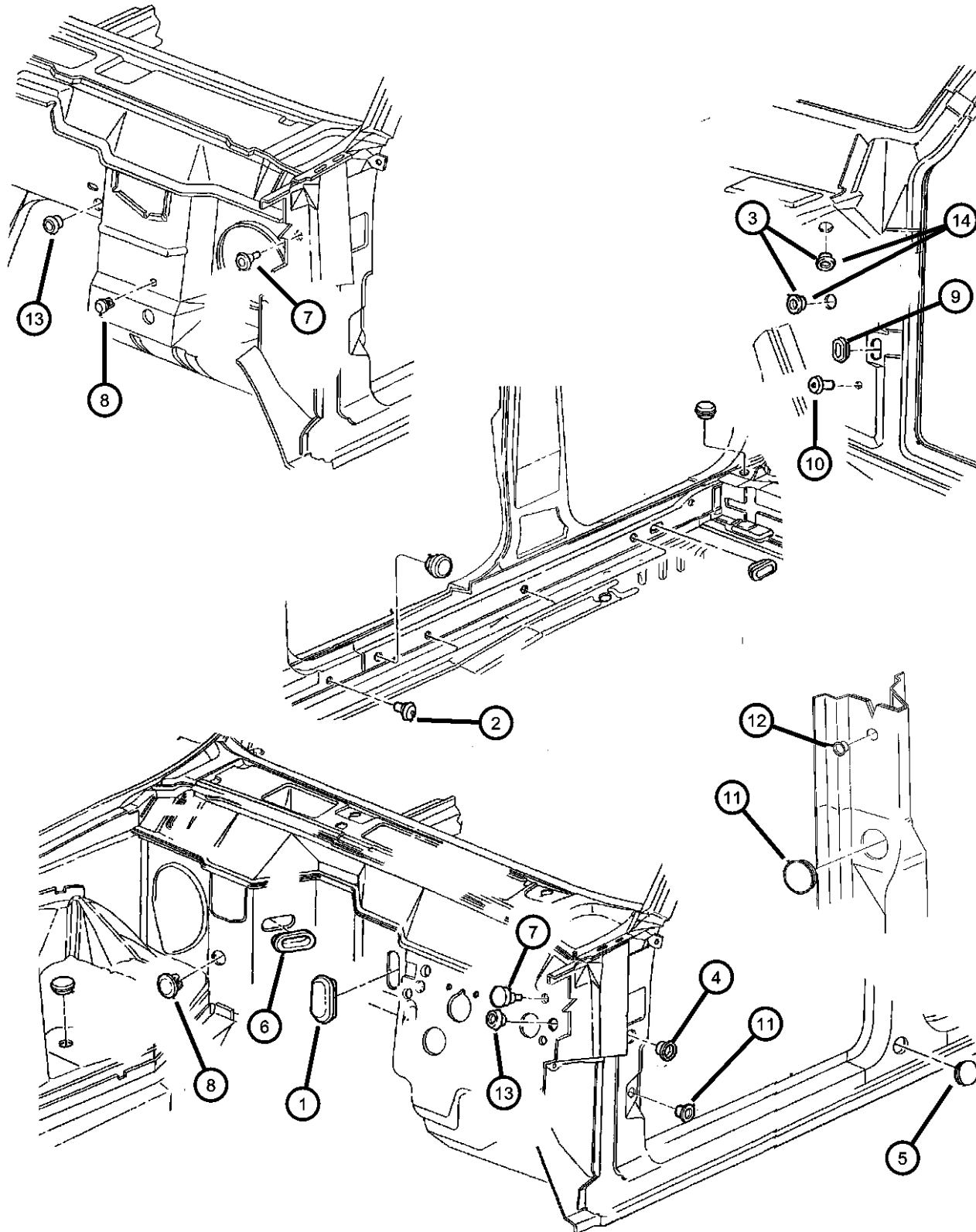
Plates, Underbody Skid
Figure SX1-220



ITEM	PART NUMBER	QTY	LINE	SERIES	BODY	ENGINE	TRANS	TRIM	DESCRIPTION
1	82202851	1							PLATE PACKAGE, Skid - Front
2	J4200046	1	J, U						NUT AND WASHER, Hex Flange, M8x1.25
3	34202209	3							STUD, Collared, M8x1.25x44.00
4	34201540	2							BOLT AND WASHER, Implement Attaching
5	82200616	1	J, U						PLATE PACKAGE, Skid - Transfer Case
6	11502850	4							BOLT, Hex Flange Head, M8x1.25x20
7	34201964	4							BOLT, Hex Flange Head, M12x1.75x40
8	34201964	4							RIVET, .250x.475, (NOT SERVICED)
9	34201575	2	J, U						NUT, Insert, M8 x 1.25 x 18.29
10	52100328AA	1							PLATE, Skid
11	52001174	1							REINFORCEMENT, SillRight
12	52001175	1							REINFORCEMENT, SillLeft

AR = use ase required - = Non illustrated part

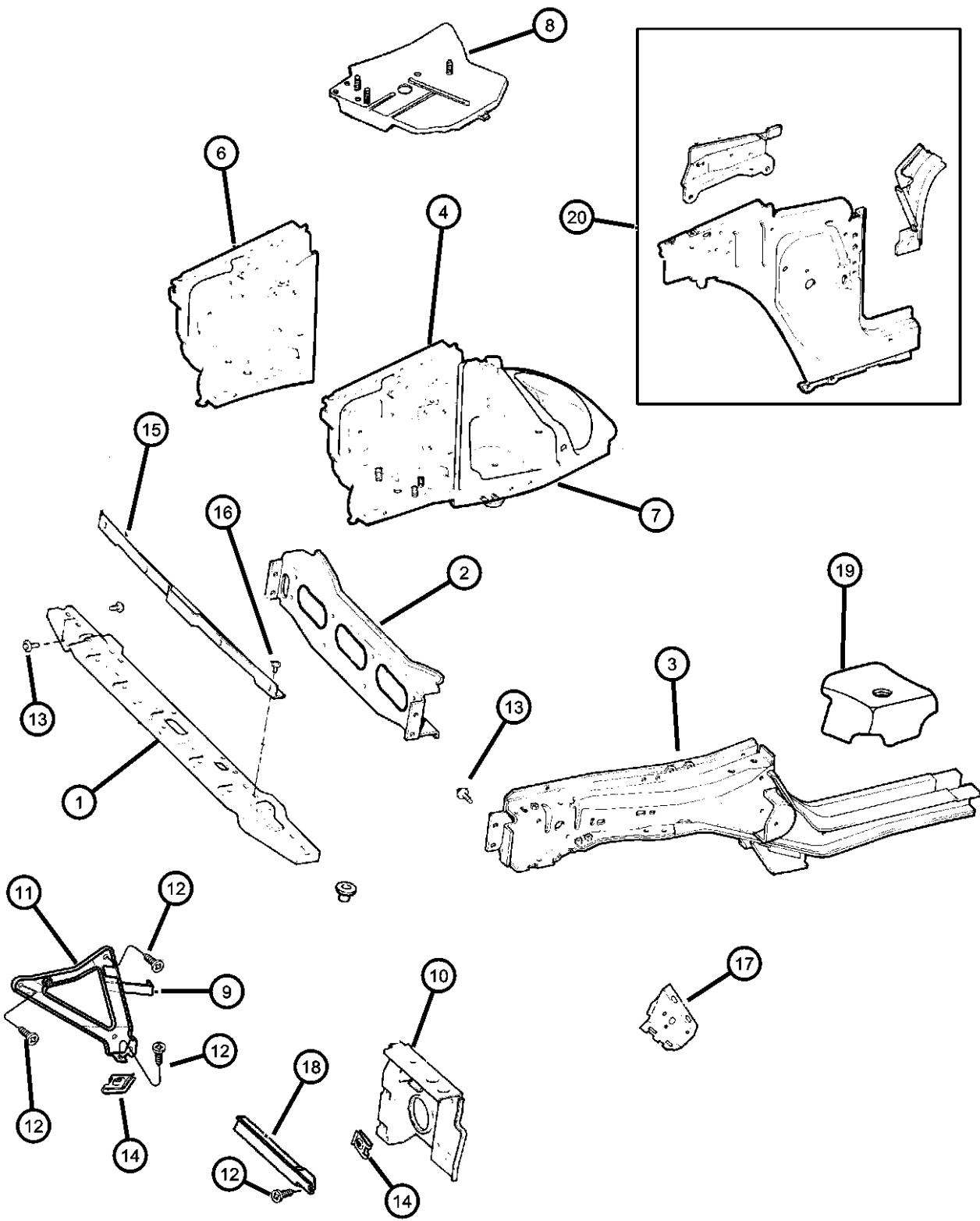
Plugs
Figure SX1-310



ITEM	PART NUMBER	QTY	LINE	SERIES	BODY	ENGINE	TRANS	TRIM	DESCRIPTION
1	34202215	1	J, U						PLUG, Dash Panel
2	34201973	1	J, T						PLUG, Sill, Button
3	34201973	1							PLUG, Body, 1.25 Diameter Plastic, (NOT SERVICED)
4	J4000377	2							PLUG, Floor Pan, 1.00 Diameter
5	J4000377	2							PLUG, Floor Pan, 1.00 Diameter
6	06502246	1							PLUG, Body, 4.0mm X 76.4mm
7	06502246	1							PLUG, (NOT SERVICED)
8	55009554	1							PLUG, Sealing
9	55009554	1							PLUG, Body, 25.4mm x 39mm, (NOT SERVICED)
10									PLUG, Sill, Button
	34201973	1	J, T						
		1	U				74		
11	55002367	2							PLUG, Door Wiring Conduit
12	34201614	2					74		PLUG, Door Hinge, Button
13	06034362	1							PLUG, Body, 31.9mm Diameter
14	55275493AA	2							PLUG, Body
-15	04586055	2							PLUG, Floor Pan
-16	55002367	2							PLUG, Door Wiring ConduitLiftgate, Pillar

AR = use ase required - = Non illustrated part

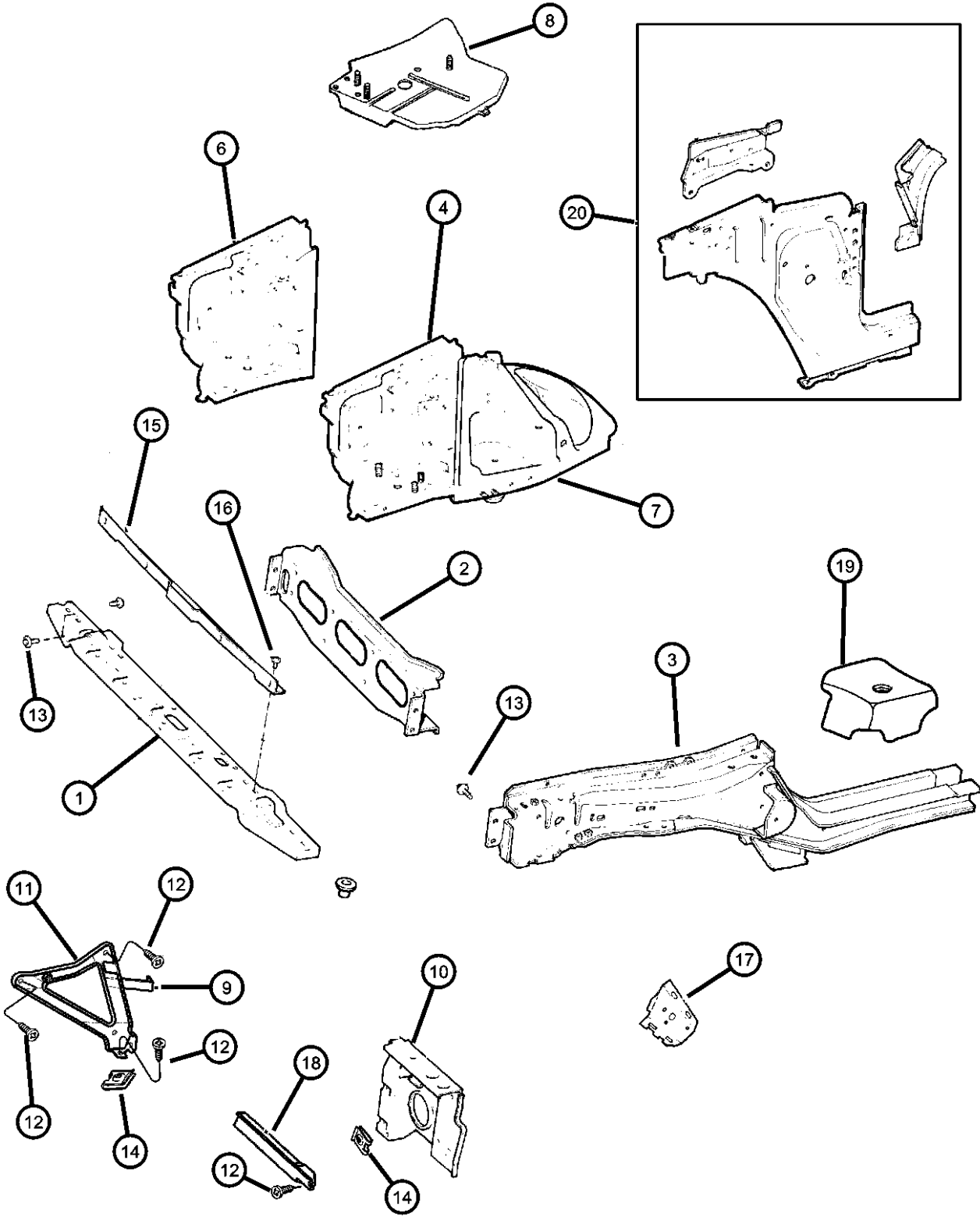
Panels, Front End Inner and Wheelhouse
Figure SX1-410



ITEM	PART NUMBER	QTY	LINE	SERIES	BODY	ENGINE	TRANS	TRIM	DESCRIPTION
1	55235830AA	1							CROSSMEMBER, Radiator
2	55174978	1							CROSSMEMBER, Front Suspension
3									PANEL, Sill
	04798084AB	1	J, T						Right
	04798085AB	1	J, T						Left
	04897136AB	1	U		74				Right, Right Hand Drive
	04897137AB	1	U		74				Left, Right Hand Drive
4									WHEELHOUSE, Front Inner
	55175636	1	U		74				Right, Right Hand Drive
	55175637	1	U		74				Left, Right Hand Drive
	55175640AB	1	J, T						Right
	55235517AB	1	J, T						Left
-5	09428962	3	U		74				SCREW, Internal Weld Stud, .250x20x.625
6									PANEL, Front Wheelhouse
	55235624AB	1	J, T						Right
	55235625AB	1	J, T						Left
7									SUPPORT, Shock Absorber
	55174992	1	J, T						Right
	55174993	1	J, T						Left
8									REINFORCEMENT, Battery Tray
	55015210	1	J, T						Diesel
	55235293	1							
9	55019221	2							REINFORCEMENT, Sill
10									BAFFLE, Radiator
	55235220AD	1							Right
	55235221AD	1							Left
11									REINFORCEMENT, Sill
	55013176AB	1							Right
	55013177AB	1							Left
12	34202575	6							SCREW AND WASHER, Hex Head
13	34201808	2	T		74				SCREW AND CONED WASHER, Hex Head, M6x1.00x16.00
14	06504118	2							U-NUT, M6 x 1.00, M6x1.00
15	55010074AC	1							BRACKET, Grille
16	06503259	4							SCREW, Tapping, M6x1x20
17									REINFORCEMENT, Sill
	55006948	1							Right
	55006949	1							Left
18	55006949	1							REINFORCEMENT, Radiator Baffle, Serviced With BAFFLE, Radiator, (NOT SERVICED)

AR = use ase required - = Non illustrated part

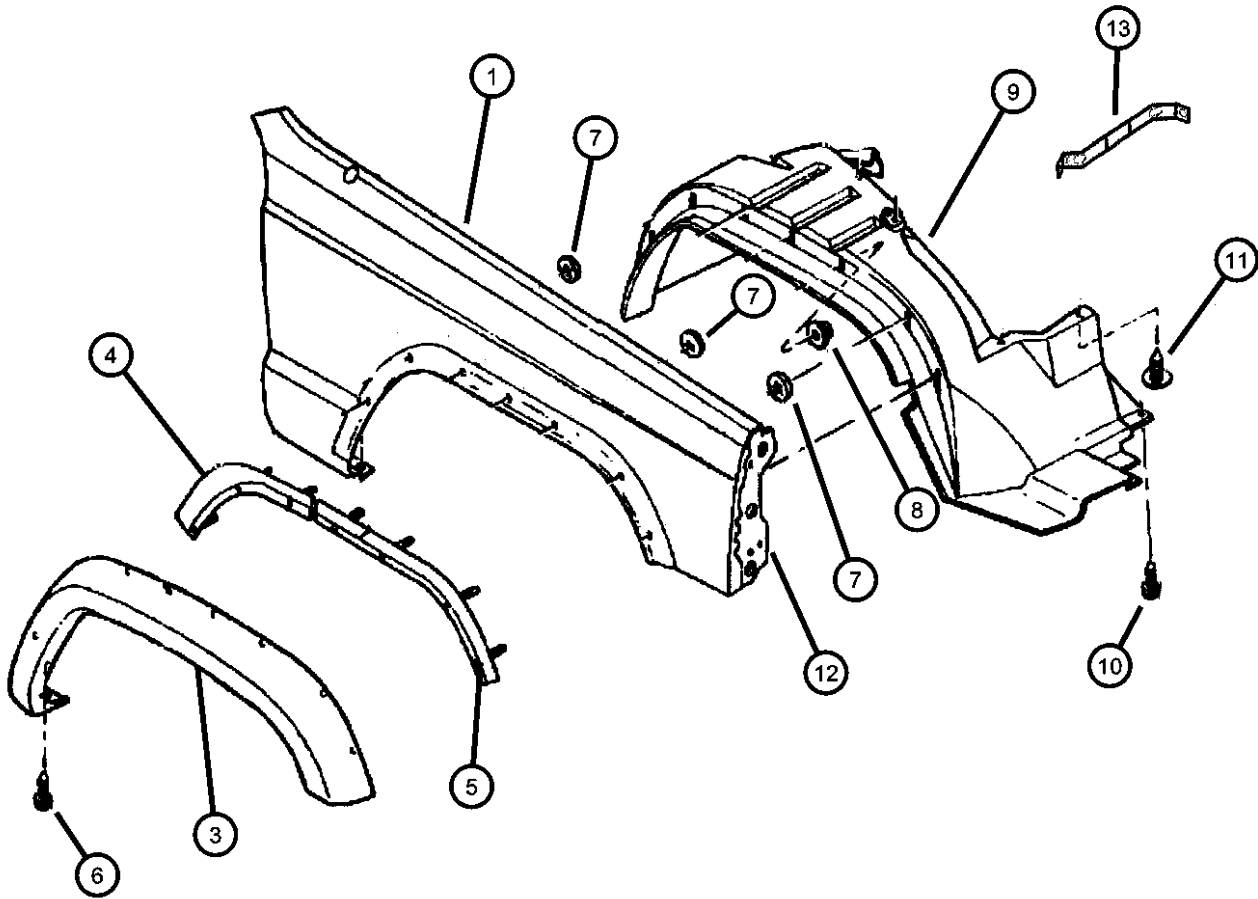
Panels, Front End Inner and Wheelhouse
Figure SX1-410



ITEM	PART NUMBER	QTY	LINE	SERIES	BODY	ENGINE	TRANS	TRIM	DESCRIPTION
19									REINFORCEMENT, Spring and Shock
	55346022	1	J, T						Right
	55346023	1	J, T						Left
20									REINFORCEMENT, Pillar And Cowl
	55175194	1							Right
	55175195	1							Left

AR = use ase required - = Non illustrated part

Fenders, Front
Figure SX1-420

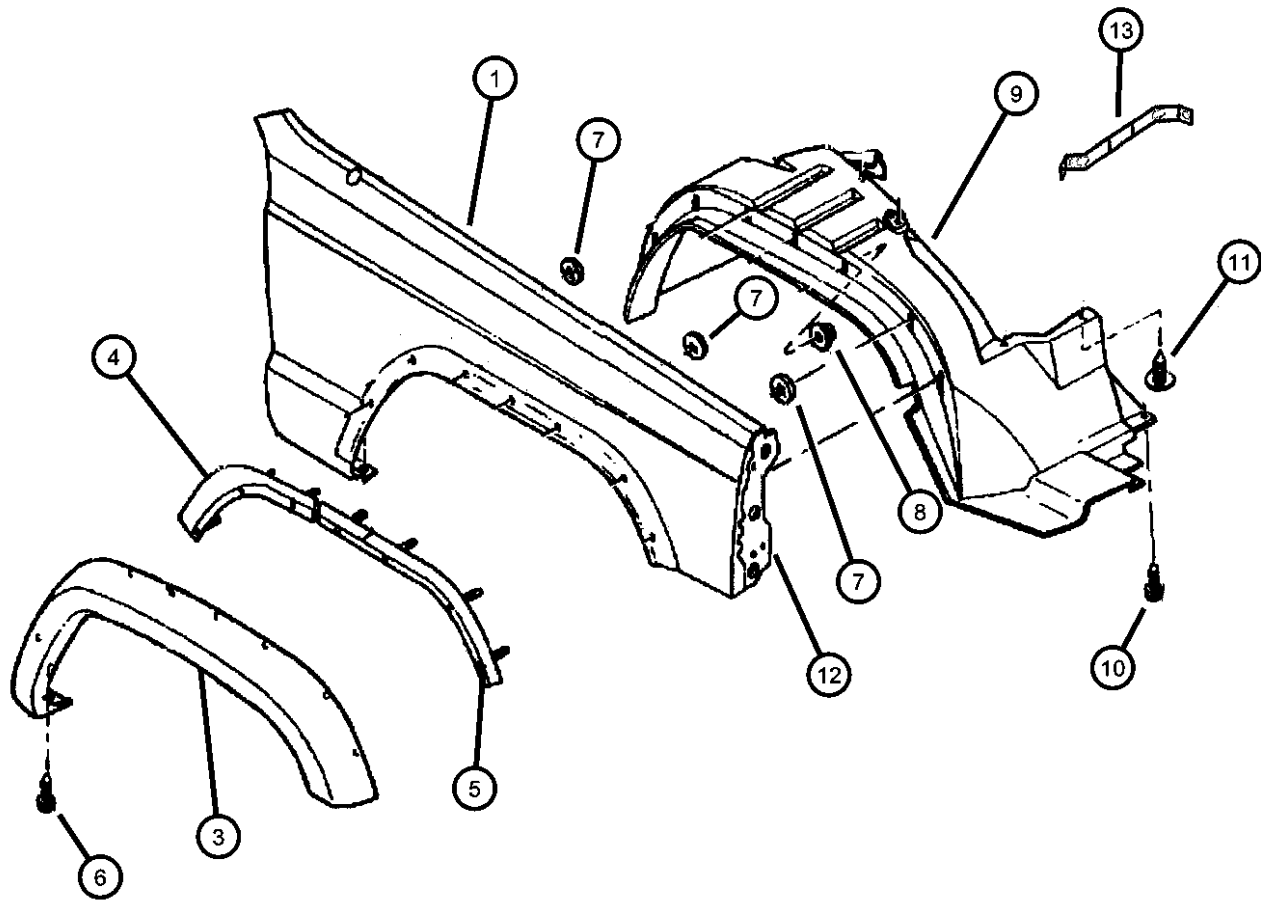


ITEM	PART NUMBER	QTY	LINE	SERIES	BODY	ENGINE	TRANS	TRIM	DESCRIPTION
1									FENDER, Front
	56022320AA	1							Right
	56022321AA	1							Left
-2	11503745	2	U		74				NUT, Hex, M6x1
3									APPLIQUE, Fender Wheel Opening
	5FW70DX8AD	1							Glossy Black, Right
	5FW70MS4AD	1							Warm Silver, Right
	5FW70PR4AD	1							Flame Red, Right
	5FW70SW1AD	1							Stone White, Right
	5FW70TC-NAD	1							Deep Amethyst, Right
	5FW70TTKAD	1							Taupe Frost, Right
	5FW70WP-TAD	1							Everglade, Right
	5FW70WTHAD	1							Champagne, Right
	5FW70WU-RAD	1							Sienna, Right
	5FW71DX8AD	1							Glossy Black, Left
	5FW71MS4AD	1							Warm Silver, Left
	5FW71PR4AD	1							Flame Red, Left
	5FW71SW1AD	1							Stone White, Left
	5FW71TC-NAD	1							Deep Amethyst, Left
	5FW71TTKAD	1							Taupe Frost, Left
	5FW71WP-TAD	1							Everglade, Left
	5FW71WTHAD	1							Champagne, Left
	5FW71WU-RAD	1							Sienna, Left
4									RETAINER, Applique, Center
	55155674AB	1							Front Wheel, Center, Right
	55155675AB	1							Front Wheel, Center, Left
5									RETAINER, Applique, Front
	55155676AE	1							Front Wheel, Right
	55155677AE	1							Front Wheel, Left
6	06035322	2							SCREW
7	06505049AA	6							NUT, M5
8	J4200408	14							NUT AND WASHER, Hex Nut-Coned Washer, M5 x 0.80
9									WHEELHOUSE, Front Inner
	55175896AD	1							Right
	55175897AD	1							Left
10	34202575	2							SCREW AND WASHER, Hex Head
11	06030441	2							PIN, Retainer

AR = use ase required - = Non illustrated part

Fenders, Front
Figure SX1-420

ITEM	PART NUMBER	QTY	LINE	SERIES	BODY	ENGINE	TRANS	TRIM	DESCRIPTION
12	55175586AB	1							BRACKET, Fender Right
	55175587AB	1							Left
13	55003652	2							BRACKET, Fender



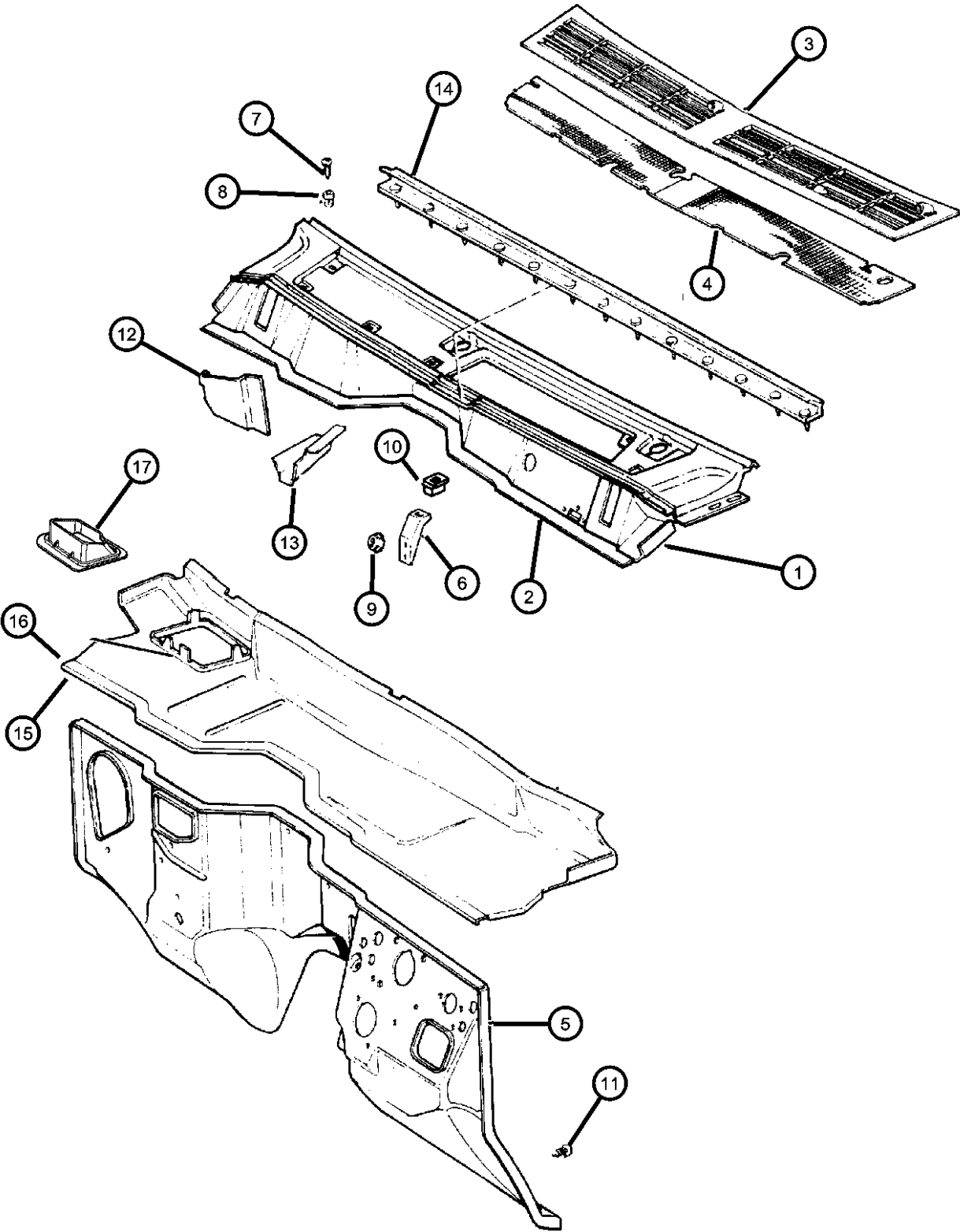
AR = use ase required - = Non illustrated part

Hood, Latch and Hinges
Figure SX1-510

										ITEM	PART NUMBER	QTY	LINE	SERIES	BODY	ENGINE	TRANS	TRIM	DESCRIPTION
										1	55235439AB	1							HOOD
										2	34202581	AR							SPACER, Hood Latch
										3	55235724AB	1							HINGE, HoodRight
										4	55235725AB	1							HINGE, HoodLeft
										5	06100576	4							SCREW AND WASHER, Hex Head, M8-1.25x30
										6	06500284	6							NUT, Hex, M6x1.00
										7	55001982	2							SEAL, Hood Hinge
										8	34202005	2							SCREW, Pan Head Torx, M6x1x14
										9	J0680435	AR							SHIM, Hood Hinge
										10	55017480	1							ROD, Hood Prop
										11									BUMPER, Hood
											04103165	1							Crossmember to Hood Adj
											J3689548	2							Hood Front Fender Side
										12	34201807	2							BOLT, Hex Flange Head, M6x1.00x16
										13	55075480	1							CLIP, Prop Rod
										14	55235523AC	2							LATCH, Hood
										15	06504641	2							SCREW AND WASHER, Button Head Torx
										16	55075884	2							STRIKER, Hood Latch
										17	06503963	2							BOLT AND CONED WASHER, Hex Head, M8x1.25x58.28
										18	55009998AE	1							HOOK, Hood Safety Catch
										19	34201680	2							NUT, Hex Flange, M6x1
										20	55009999AB	1							STRIKER, Hood Safety Catch
										21	06504641	2							SCREW AND WASHER, Button Head Torx
										22									CABLE, Hood Release
											55235270AD	1			U				74
											55235483AB	1			J, T				
										23	06504997AA	3			J, T				
										24	55074526AC	1							SCREW
										25	34201208	5							BELLCRANK, Hood Release
										26	55075442	1							RIVET, M4.8x13.23
										27	55029718	1							ROD, Hood Latch
										28	32000404	3			U				SPRING, Hood Latch
										29	34202688	2							CLIP, Tube
										30	06505175AA	2							CLIP, Latch&Line
																			NUT, Rivet

AR = use ase required - = Non illustrated part

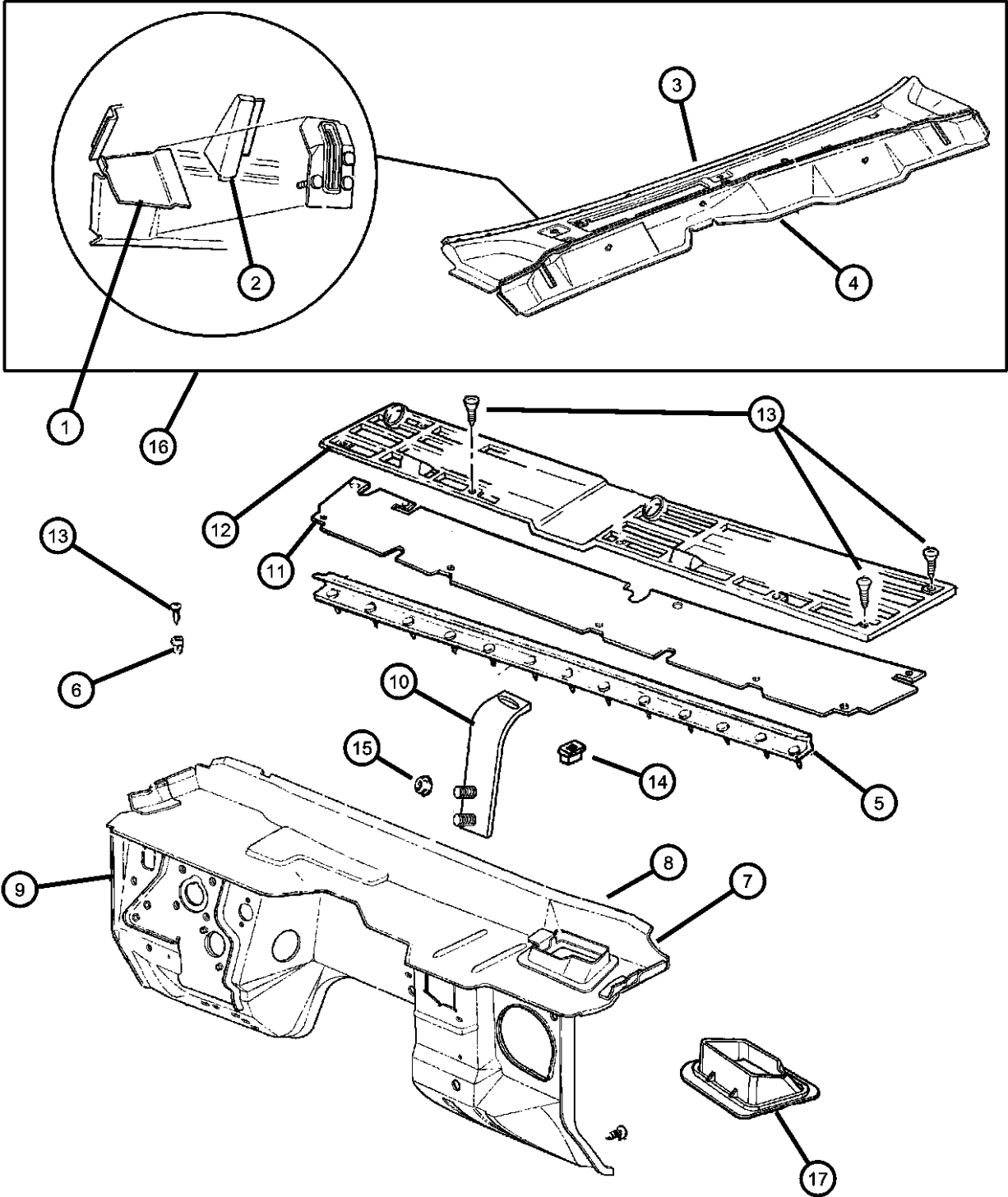
Panels, Cowl and Dash, L. H. D.
Figure SX1-610



ITEM	PART NUMBER	QTY	LINE	SERIES	BODY	ENGINE	TRANS	TRIM	DESCRIPTION
1	55175386AB	1	J, T						PANEL, Cowl
2	55175638	1	J, T						EXTENSION, Cowl Top
3	55008832	1	J, T						GRILLE, Cowl Panel
4	55008833	1	J, T						SCREEN, Cowl
5	55175378AB	1	J, T						PANEL, Dash
6	55235370AB	1	J, T						BRACKET, Grille To Cowl Extension
7	34201230	7							SCREW, Round Washer Head AB
8	J4005242	5							NUT, Push
9	34201358	2							NUT AND WASHER, Hex Nut-Sealing Washer, M6 x 1.00
10	06505366AA	1							NUT, Snap In
11	J4006990	2							RIVET, Blind Expansion (R-Lok)
12	55006544	1	J, T						SHIELD, Plenum
13	55004918	1	J, T						SHIELD, Cowl
14	55235178AB	1							SEAL, Hood To Cowl
15	55175964AB	1	J, T						PANEL, Cowl And Plenum
16	55235387	1	J, T						PANEL, Cowl And Plenum
17	55037128AB	1	J, T						BAFFLE, Air Inlet

AR = use ase required - = Non illustrated part

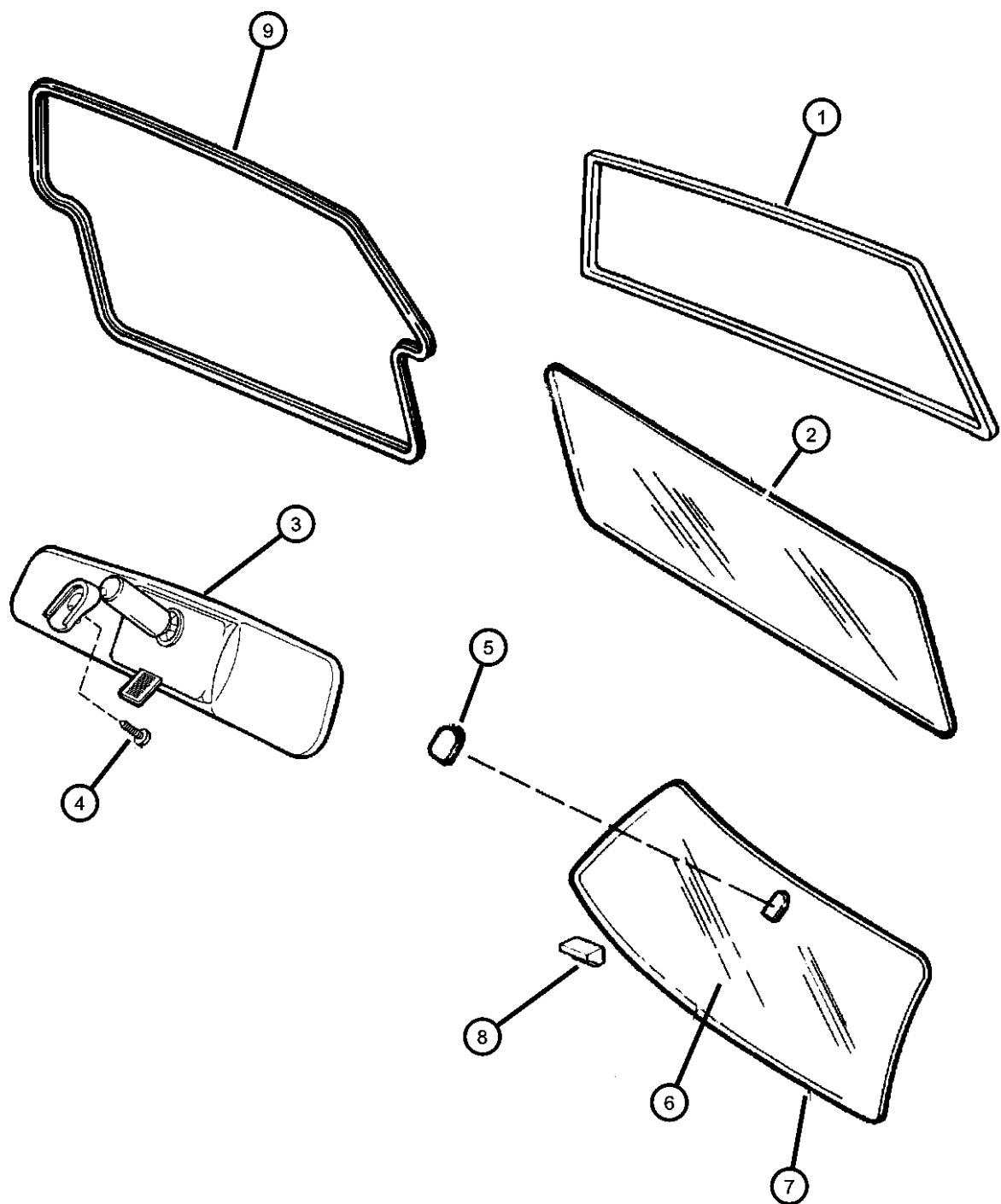
Panels, Cowl and Dash, R. H. D.
Figure SX1-620



ITEM	PART NUMBER	QTY	LINE	SERIES	BODY	ENGINE	TRANS	TRIM	DESCRIPTION
1	55006544	1	J, T						SHIELD, Plenum
2	55027543	1	U		74				SHIELD, Cowl
3	55175387	1	U		74				PANEL, Cowl, Includes Item #4
4	55175639	1	U		74				EXTENSION, Cowl Top
5	55235178AB	1							SEAL, Hood To Cowl
6	J4005242	5							NUT, Push
7	55175965AB	1	U		74				PANEL, Cowl And Plenum
8	55235388	1	U		74				PANEL, Cowl
9	55175379AC	1	U		74				PANEL, Dash
10	55235371AB	1	U		74				BRACKET, Extension to Cowl Top
11	55027697	1	U		74				SCREEN, Cowl
12	55027696	1	U		74				GRILLE, Cowl Panel
13	34201230	4							SCREW, Round Washer Head AB
14	06505366AA	1							NUT, Snap In
15	34201358	2							NUT AND WASHER, Hex Nut-Sealing Washer, M6 x 1.00
16	55175387	1	U		74				PANEL, Cowl
17	55037128AB	1	J, T						BAFFLE, Air Inlet

AR = use ase required - = Non illustrated part

Glass, Windshield, Backlite and Mirror
Figure SX1-710

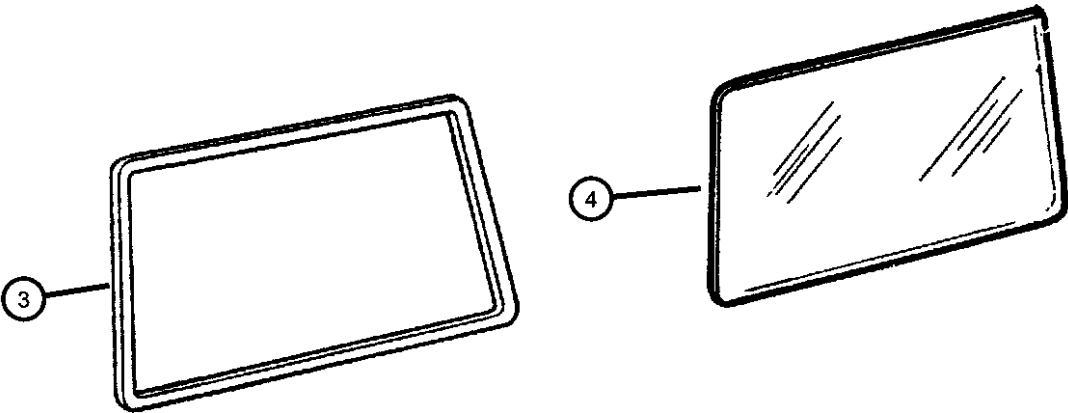
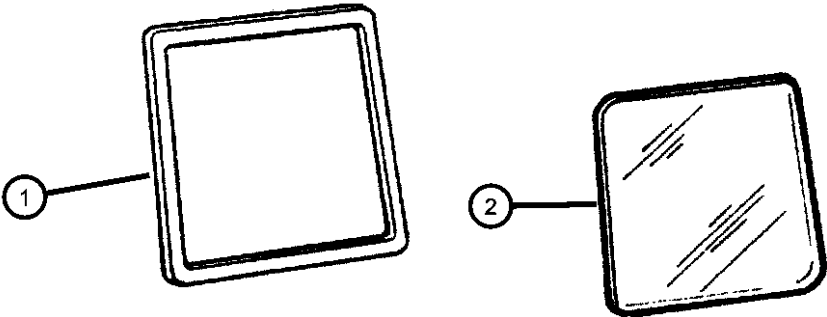


ITEM	PART NUMBER	QTY	LINE	SERIES	BODY	ENGINE	TRANS	TRIM	DESCRIPTION
1	55175366AC	1							MOLDING, Liftgate
2									BACKLITE
	55174950	1							Tinted
	DB09238GTN								Collision Replacement Glass
	55174951AB	1							Tinted Heated
	DB09236GTN								Collision Replacement Glass
	56022490AA	1							Tinted Heated, Indonesia
3	03861581	1							MIRROR, Inside Rear View
4	06031094	1							SCREW, Pan Head Tapping, .19-16x.375
5	04054098	1							BUTTON, Rear View Mirror
6	55154994	1							WINDSHIELD
7	55235391AB	1							MOLDING, Windshield
8	55235796AA	2							SPACER, Windshield
9	55175354AD	1							WEATHERSEAL, Tailgate

AR = use ase required - = Non illustrated part

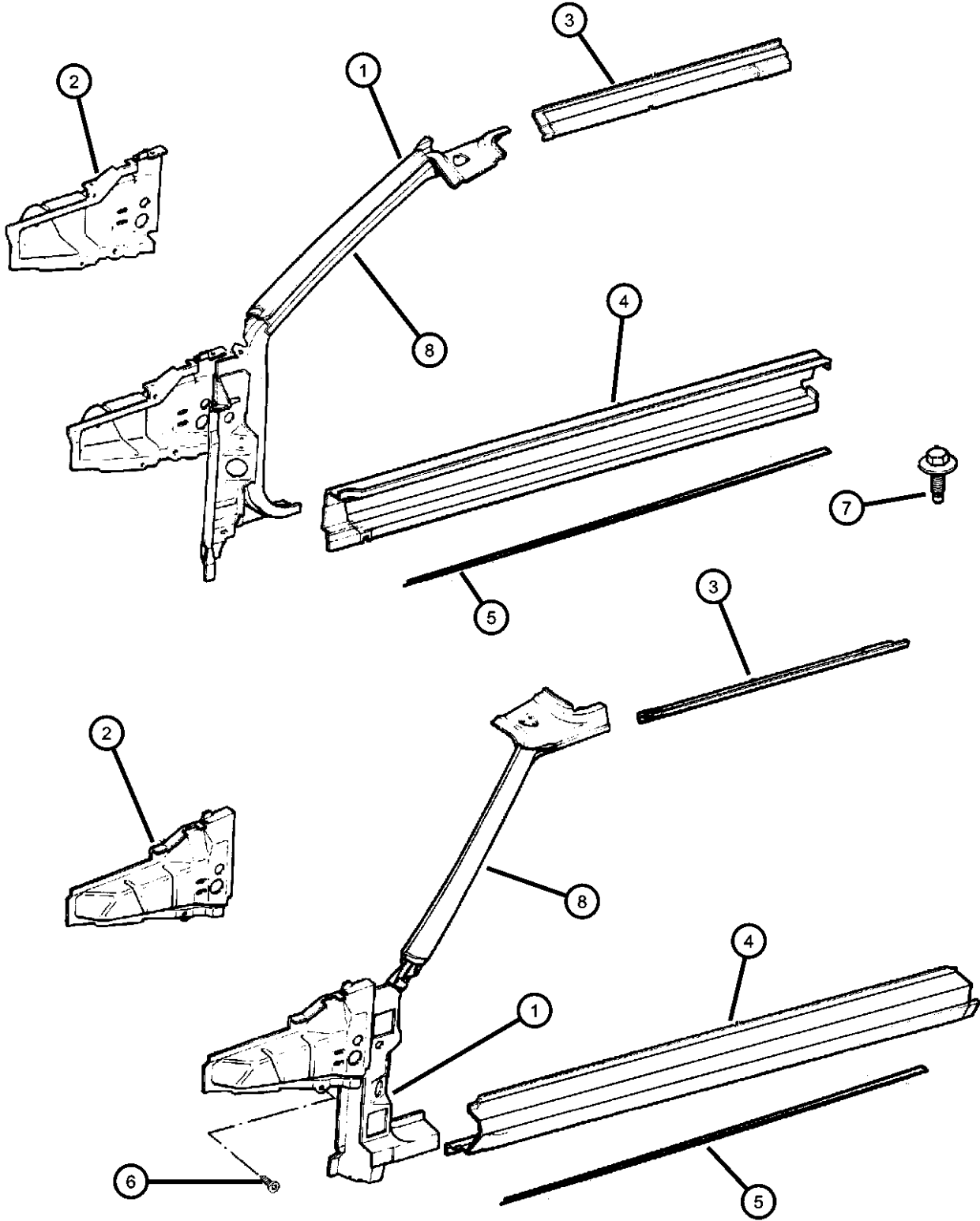
Windows, Quarter, 2 and 4 Doors
Figure SX1-720

ITEM	PART NUMBER	QTY	LINE	SERIES	BODY	ENGINE	TRANS	TRIM	DESCRIPTION
1									SEAL, Quarter Window
	55007128	1			74				Right
	55007129	1			74				Left
2									GLASS, Quarter Window
	55000700	1			74				Tinted, Right
	DQ06607GTN								Collision Replacement Glass
	55000701	1			74				Tinted, Left
	DQ06608GTN								Collision Replacement Glass
3									SEAL, Quarter Window
	55235296AB	1	J		72				Right
	55235297AB	1	J		72				Left
4									GLASS, Quarter Window
	55000186	1	J		72				Tinted, Right
	DQ06595GTN								Collision Replacement Glass
	55000187	1	J		72				Tinted, Left
	DQ06596GTN								Collision Replacement Glass



AR = use ase required - = Non illustrated part

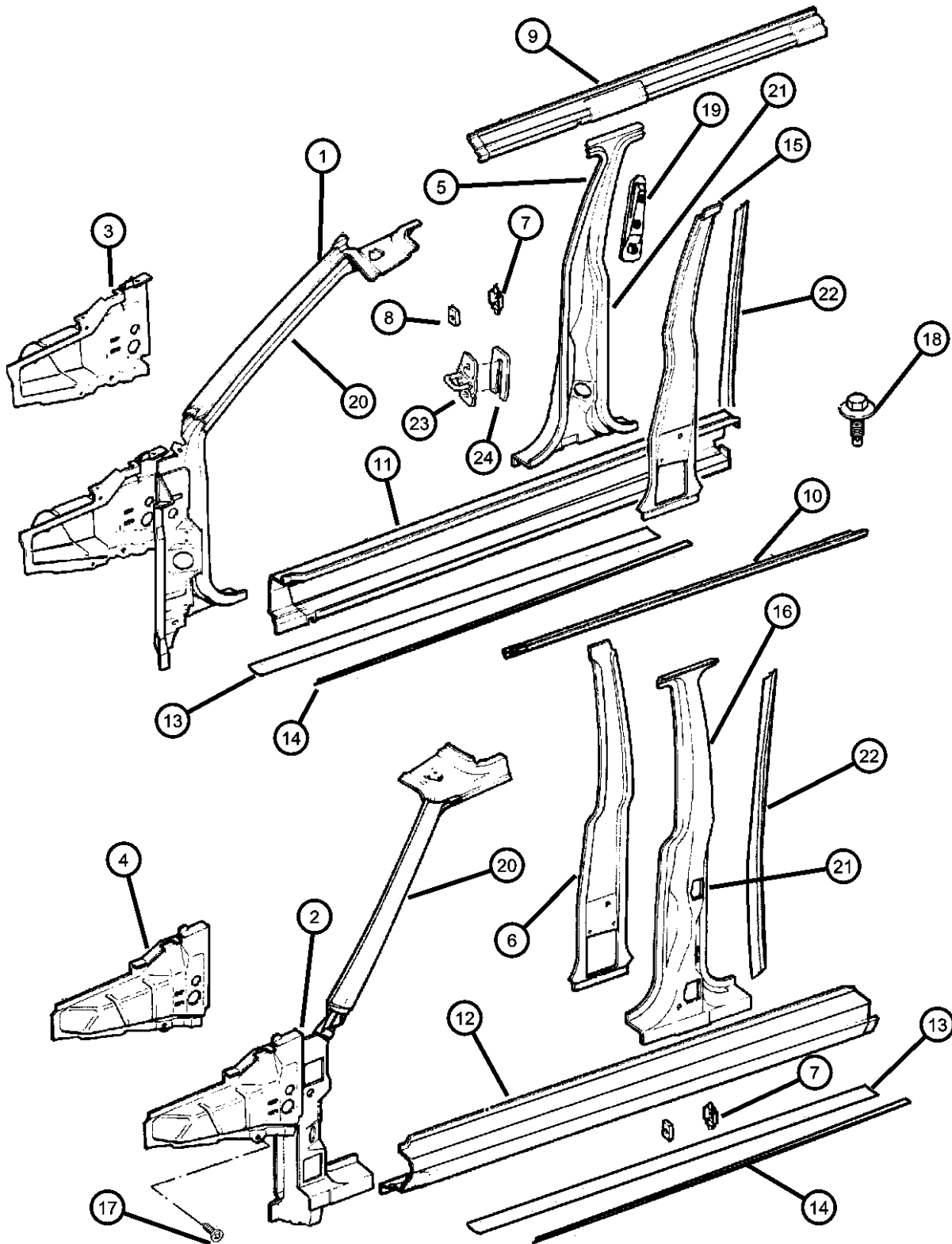
Panels, Body Side, 2 Door
Figure SX1-810



ITEM	PART NUMBER	QTY	LINE	SERIES	BODY	ENGINE	TRANS	TRIM	DESCRIPTION
1	55235620AB	1	J		72				PILLAR, Front Right
	55235621AB	1	J		72				Left
2	55175506AB	1	J		72				PANEL, Cowl Side Right
	55175507AB	1	J		72				Left
3	55345844	1	J		72				RAIL, Roof Side Right
	55345845	1	J		72				Left
4	55235088	1	J		72				PANEL, Rocker Extension Right
	55235089	1	J		72				Left
5	55235089	1							SEAL, Rocker Panel, (NOT SERVICED)
6	55235089	1							RIVET, Blind Expansion (R-Lok), (NOT SERVICED)
7	06101455	2	J, T						SCREW AND WASHER, Hex Head, M6x1x20
8	55235640AB	1	J		72				REINFORCEMENT, Front Pillar Right
	55235641AB	1	J		72				Left

AR = use ase required - = Non illustrated part

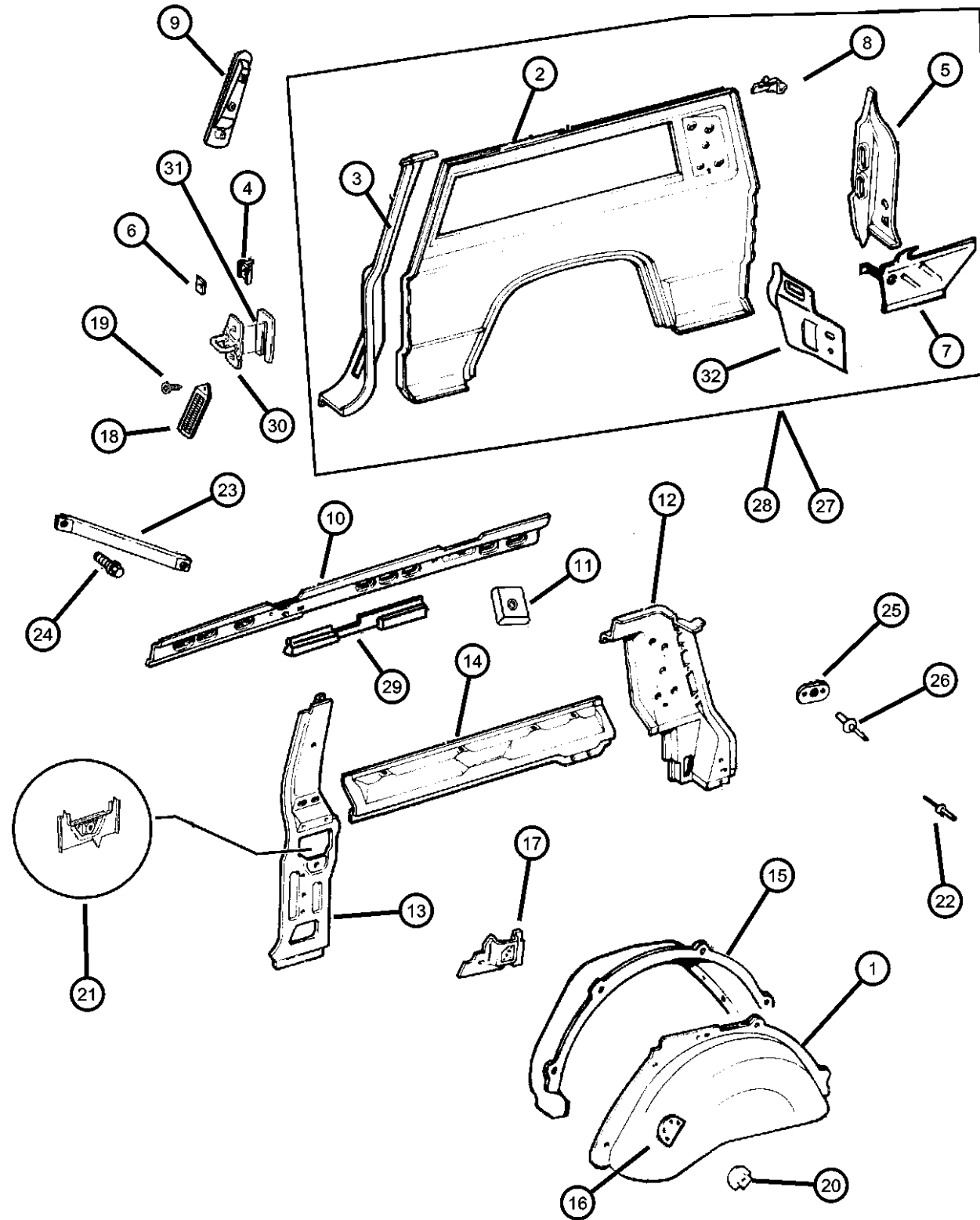
Panels, Body Side, 4 Door
Figure SX1-820



ITEM	PART NUMBER	QTY	LINE	SERIES	BODY	ENGINE	TRANS	TRIM	DESCRIPTION
1	55235620AB	1			74				PILLAR, FrontRight
2	55235621AB	1			74				PILLAR, FrontLeft
3	55175506AB	1			74				PANEL, Cowl SideRight
4	55175507AB	1			74				PANEL, Cowl SideLeft
5	55235466	1			74				PILLAR, CenterRight
6	55235695AB	1			74				REINFORCEMENT, Center PillarLeft
7	55256174	1			74				RETAINER, Door Lock Striker
8	04674669	2			74				PLATE, Liftgate Striker
9	55235328AB	1			74				RAIL, Roof SideRight
10	55235329AB	1			74				RAIL, Roof SideLeft
11	55235090	1			74				PANEL, Rocker ExtensionRight
12	55235091	1			74				PANEL, Rocker ExtensionLeft
13	55235091	1							TAPE, Anti Chip, (NOT SERVICED)
14	55235091	1							SEAL, Rocker Panel, (NOT SERVICED)
15	55235694AB	1			74				REINFORCEMENT, Center PillarRight
16	55235467	1			74				PILLAR, CenterLeft
17	55235467	1							RIVET, Blind Expansion (R-Lok), (NOT SERVICED)
18	06101455	2	J, T						SCREW AND WASHER, Hex Head, M6x1x20
19	55235692	1	J		72				TAPPING PLATE, Shoulder Belt
20									REINFORCEMENT, Front Pillar
	55235640AB	1			74				Right
	55235641AB	1			74				Left
21									REINFORCEMENT, Seat Belt
	55235288AB	1			74				Right
	55235289AB	1			74				Left
22	55235791AB	2			74				WEATHERSTRIP, B Pillar Secondary
23	04520288	2							STRIKER, Door Latch
24									SPACER, Door Latch Striker
	04520289	AR							
	55075483	AR			74				2.0/2.5 Thick

AR = use ase required - = Non illustrated part

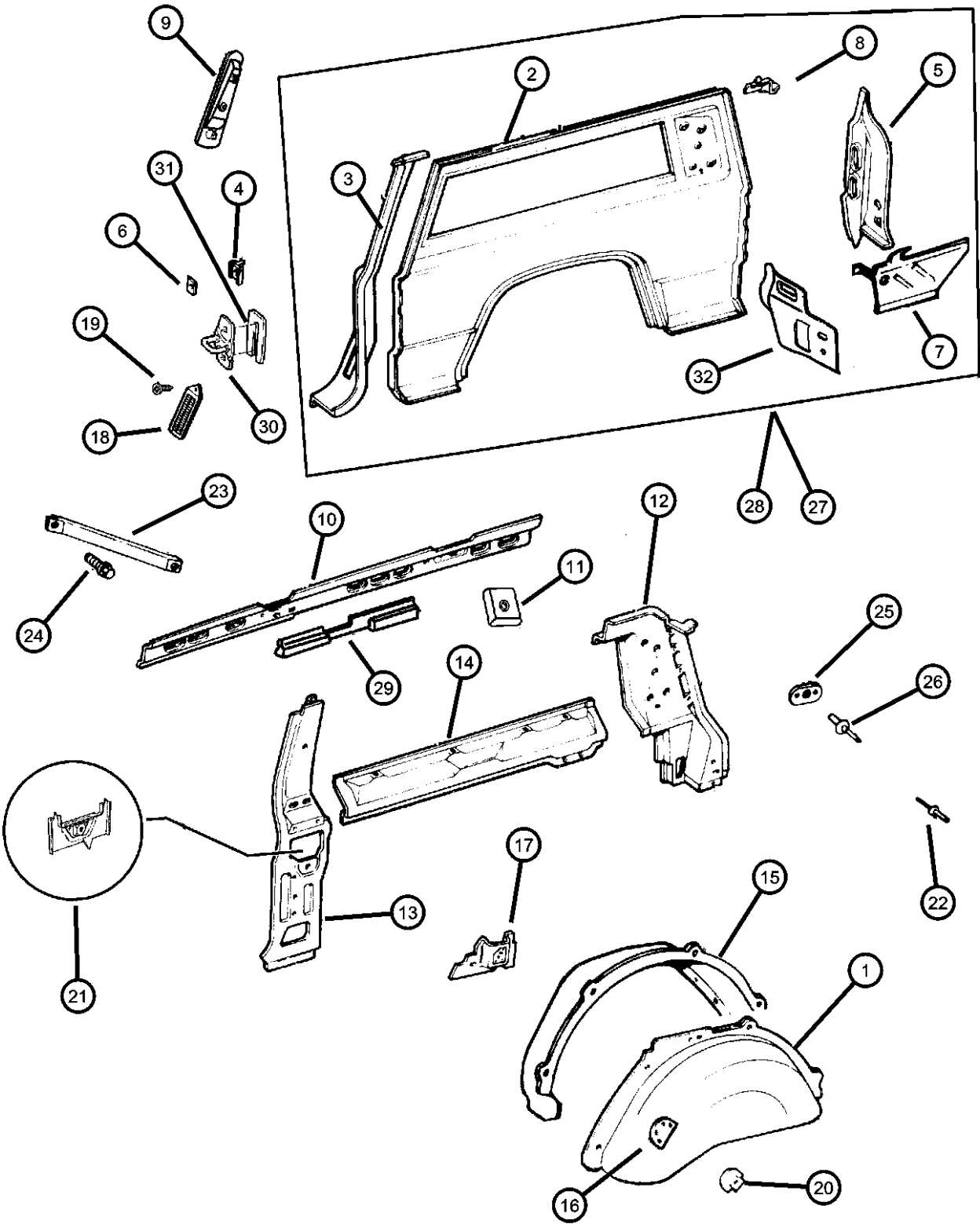
Panels, Rear Quarter, 2 Door
Figure SX1-910



ITEM	PART NUMBER	QTY	LINE	SERIES	BODY	ENGINE	TRANS	TRIM	DESCRIPTION
1									WHEELHOUSE, Rear Inner
	55000147	1	J		72				Left
	55027694	1	J		72				Right
2	55235427	1	J		72				PANEL, QuarterLeft
3									PILLAR, Rear Cargo Door Lock
	55175674	1	J		72				Right
	55175675	1	J		72				Left
4	04674669	1	J		72				PLATE, Liftgate Striker
5									PANEL, Taillamp Mounting
	55235510	1	J		72				Right
	55235511	1	J		72				Left
6	04520288	2							STRIKER, Door Latch
7									EXTENSION, Rear Floor Pan
	55175960	1	J		72				Right
	55175961	1	J		72				Left
8									EXTENSION, Quarter Panel
	55176082	1	J		72				Right
	55176083	1	J		72				Left
9	55235692	1	J		72				TAPPING PLATE, Shoulder Belt
10									RAIL, Roof Side
	55235846AA	1	J		72				Right
	55235847AA	1	J		72				Left
11	04490111	1	J		72				TAPPING PLATE
12									PILLAR, Liftgate Opening
	55176094	1	J		72				Right
	55176095	1	J		72				Left
13									REINFORCEMENT, Body Lock Pillar
	55345808AB	1	J		72				Right
	55345809AB	1	J		72				Left
14									RAIL, Rear Quarter Belt
	55235382AB	1	J		72				Right
	55344583AB	1	J		72				Left
15									WHEELHOUSE, Rear Outer
	55235346	1	J		72				Right
	55235347	1	J		72				Left
16	55026758	1	J		72				DOUBLER, Wheelhouse
17									BRACKET, Seat
	55001270	1	J		72				Right
	55001271	1	J		72				Left
18	55001980	2							EXHAUSTER, Quarter Panel

AR = use ase required - = Non illustrated part

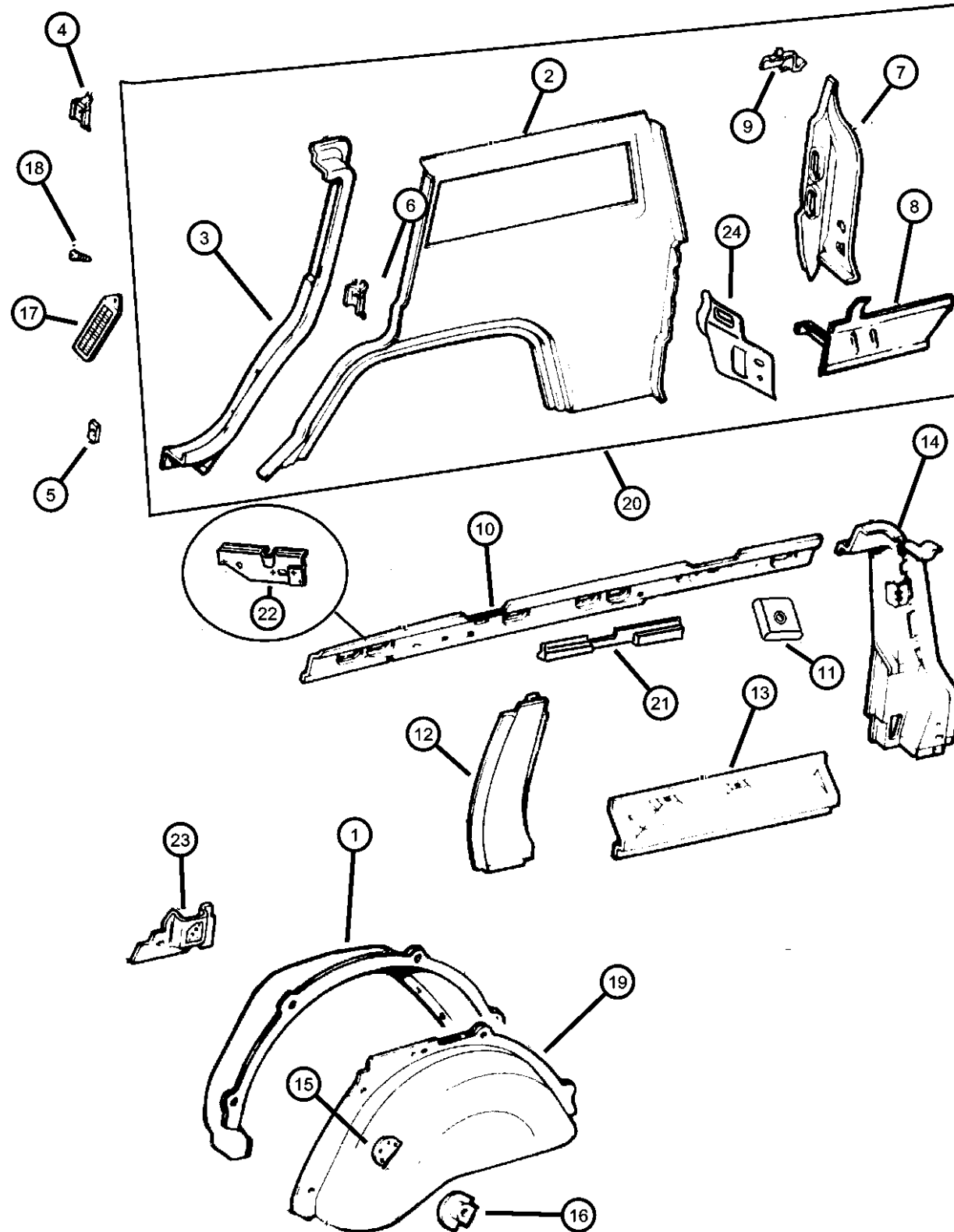
Panels, Rear Quarter, 2 Door
Figure SX1-910



ITEM	PART NUMBER	QTY	LINE	SERIES	BODY	ENGINE	TRANS	TRIM	DESCRIPTION
19	55001980	2							SCREW, .164-18x.437, (NOT SERVICED)
20	55001231	1	J		72				BRACKET, Seat
21	55345291	1	J		72				BRACKET, Seat Belt Retractor
22	55345291	1							RIVET, M4x12 Aluminum, (NOT SERVICED)
23	55006218	2	J		72				BRACE, Door Lock
24	34202036	4	J		72				SCREW, Hex Head, M8x1.25x25
25	04490111	1	J		72				TAPPING PLATE
26	34201197	2	J		72				RIVET, Blind, M3.17x10.00
27	55235606	1	J		72				PANEL, Rear BodyRight
28	55235607	1	J		72				PANEL, Body SideLeft
29	55006988AB	2	J		72				REINFORCEMENT
30	04520288	2							STRIKER, Door LatchRight
31									SPACER, Door Latch Striker
	04520289	2							Left
	55075483	AR							2.0/2.5 Thick
32	55235601	1	J		72				REINFORCEMENT, Rear Corner PanelLeft

AR = use ase required - = Non illustrated part

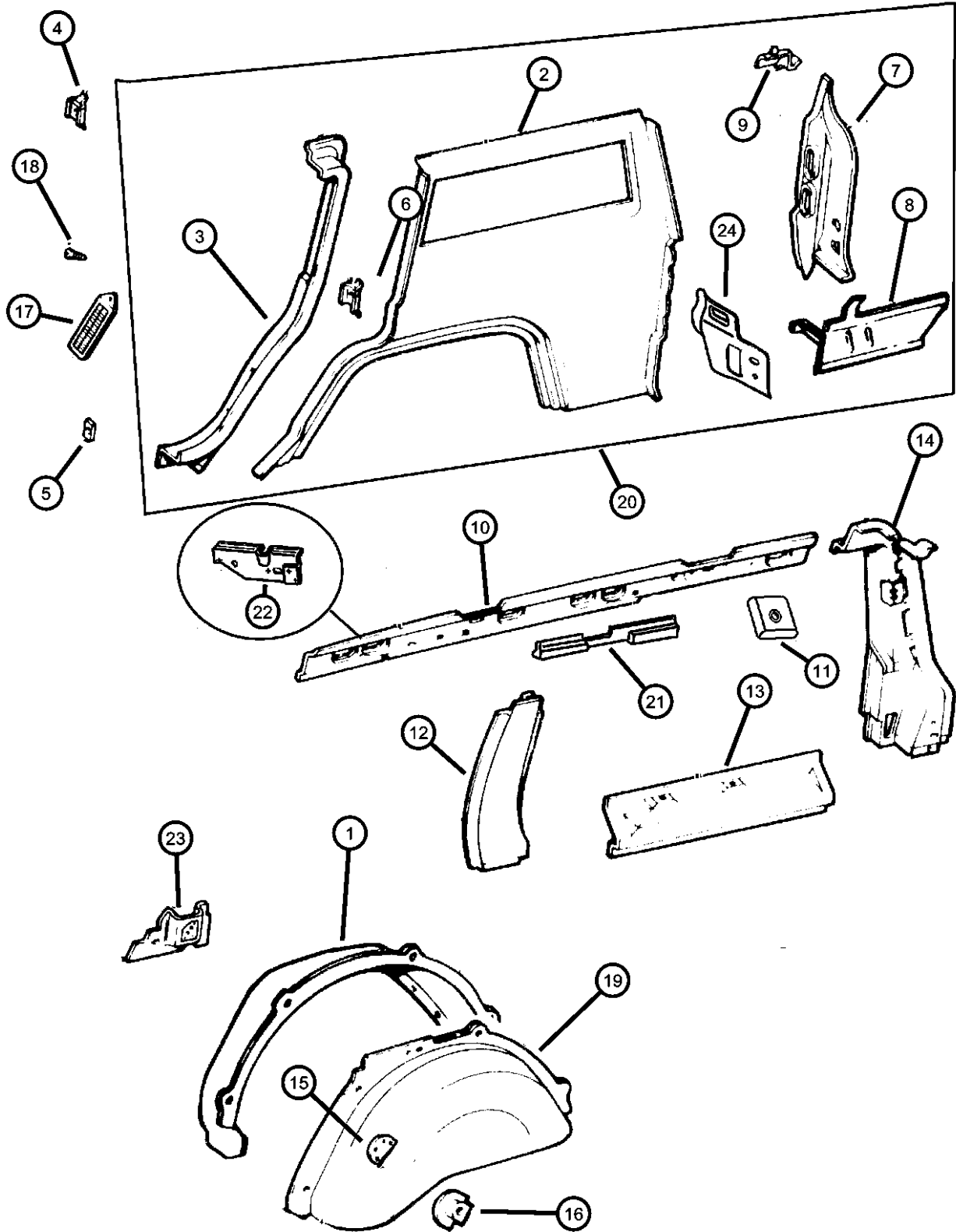
Panels, Rear Quarter, 4 Door
Figure SX1-920



ITEM	PART NUMBER	QTY	LINE	SERIES	BODY	ENGINE	TRANS	TRIM	DESCRIPTION
1									WHEELHOUSE, Rear Outer
	55235346	1			74				Right
	55235347	1			74				Left
2									PANEL, Quarter
	55235424	1			74				Right
	55235425	1			74				Left
3									PILLAR, Front Door Lock
	55175672	1			74				Right
	55175673	1			74				Left
4	04674669	2			74				PLATE, Liftgate Striker
5	04520288	2							STRIKER, Door Latch
6	55256174	1			74				RETAINER, Door Lock Striker
7									PANEL, Taillamp Mounting
	55235510	1			74				Right
	55235511	1			74				Left
8									EXTENSION, Rear Floor Pan
	55175960	1			74				Right
	55175961	1			74				Left
9	55176084	1			74				EXTENSION, Quarter PanelRight
10									RAIL, Roof Side
	55235332AB	1			74				Right
	55235333AB	1			74				Left
11	04490111	1			74				TAPPING PLATE
12									REINFORCEMENT, Body Lock Pillar
	55235792AA	1			74				Right
	55235793AA	1			74				Left
13									RAIL, Rear Quarter Belt
	55235794AA	1			74				Right
	55235795AA	1			74				Left
14									PILLAR, Liftgate Opening
	55176096	1			74				Right
	55176097	1			74				Left
15	55026758	1			74				DOUBLER, Wheelhouse
16	55001231	1			74				BRACKET, Seat
17	55001980	2							EXHAUSTER, Quarter Panel
18	55001980	2							SCREW, .164-18x.437, (NOT SERVICED)
19									WHEELHOUSE, Rear Inner
	55000147	1			74				Left
	55027694	1			74				Right
20									PANEL, Quarter

AR = use ase required - = Non illustrated part

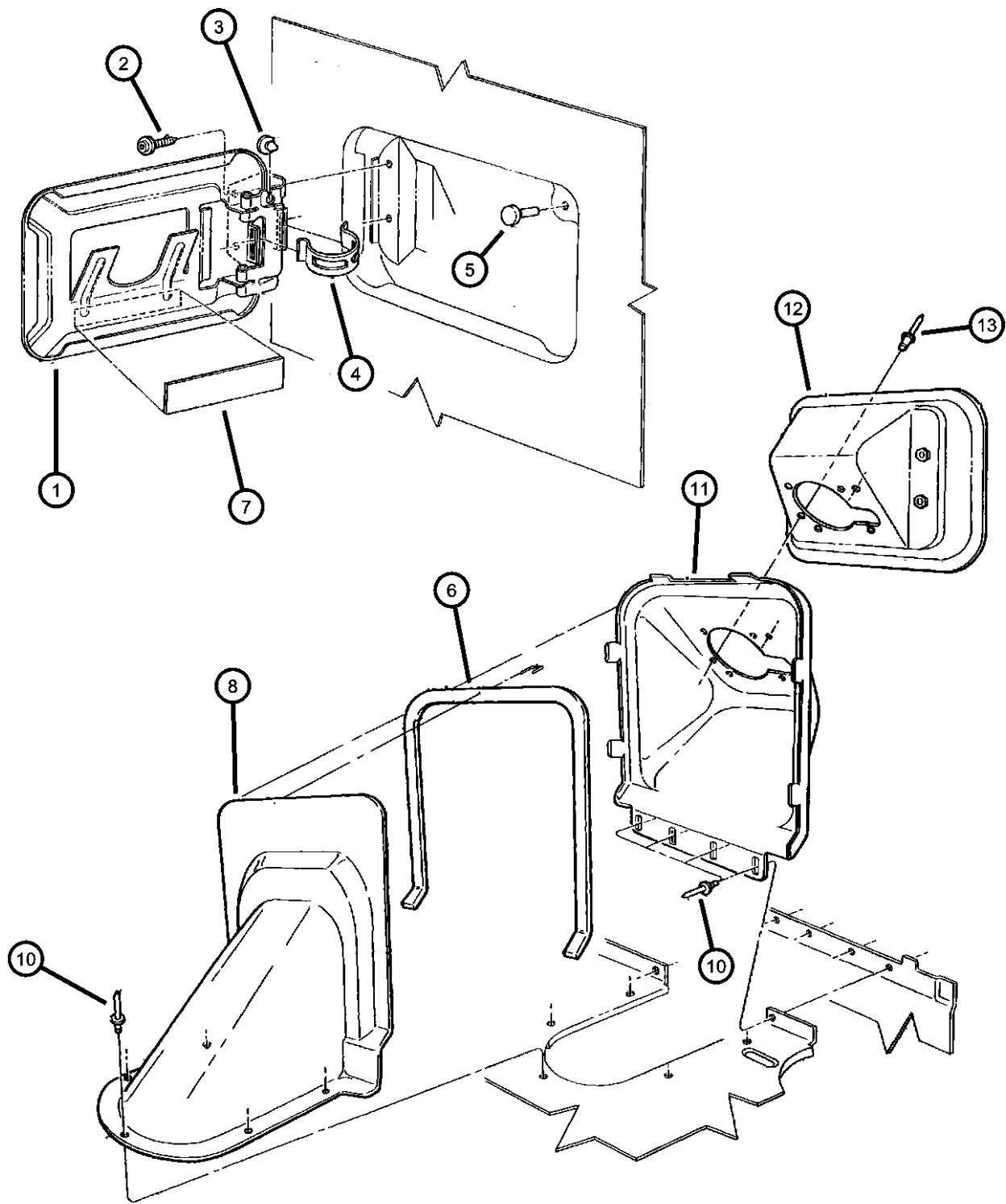
Panels, Rear Quarter, 4 Door
Figure SX1-920



ITEM	PART NUMBER	QTY	LINE	SERIES	BODY	ENGINE	TRANS	TRIM	DESCRIPTION
	55235604	1			74				Right
	55235605	1			74				Left
21	55006988AC	2			74				REINFORCEMENT
22									REINFORCEMENT
	55235602	1			74				Right
	55235603	1			74				Left
23									BRACKET, Seat
	55001270	1			74				Right
	55001271	1			74				Left
24									REINFORCEMENT, Rear Corner Panel
	55235600	1			74				Right
	55235601	1			74				Left

AR = use ase required - = Non illustrated part

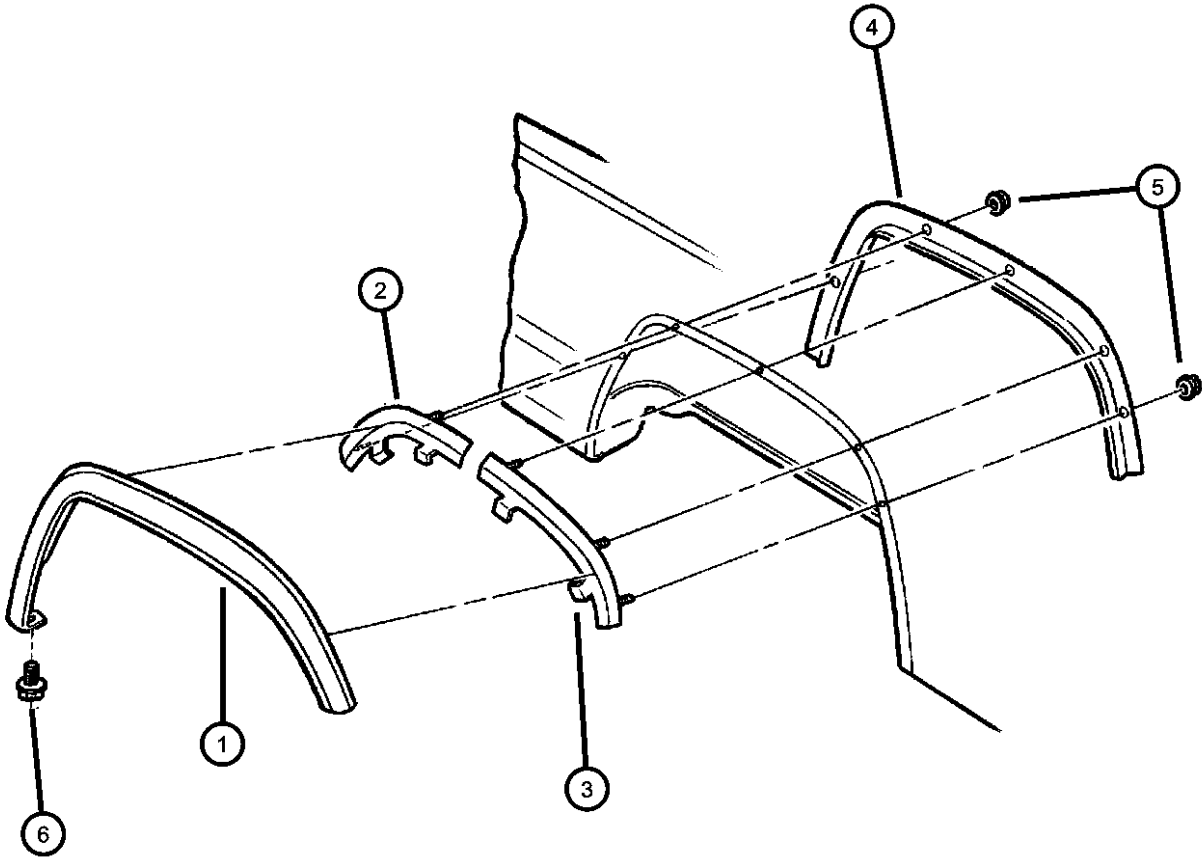
Fuel Filler Housing and Door
Figure SX1-930



ITEM	PART NUMBER	QTY	LINE	SERIES	BODY	ENGINE	TRANS	TRIM	DESCRIPTION
1									DOOR, Fuel Fill
	55000819AD	1			74				
		1	J		72				
2									SCREW AND WASHER, Button Head
	34201661	2			74				
		2	J		72				
3	J0635787AB	1							BUMPER, Fuel Door
4	55075855	1							SPRING, Fuel Filler Door
5	55235953AA	1							BUMPER, Fuel Door
6	55345178	1							SEAL, Fuel Filler Flange
7	J5464900	1							LABEL, Fuel
8	55345623	1							HOUSING, Fuel Filler
-9	55345178	1							SEAL, Fuel Filler Flange
10	34201208	2							RIVET, M4.8x13.23
11	55235533AC	1							EXTENSION, Fuel Filler Housing
12	52100230AC	1	J		72				HOUSING, Fuel Filler
13	34201684	2							RIVET, M3.18x2.37

AR = use ase required - = Non illustrated part

Appliques, Rear Quarter Panel
Figure SX1-940

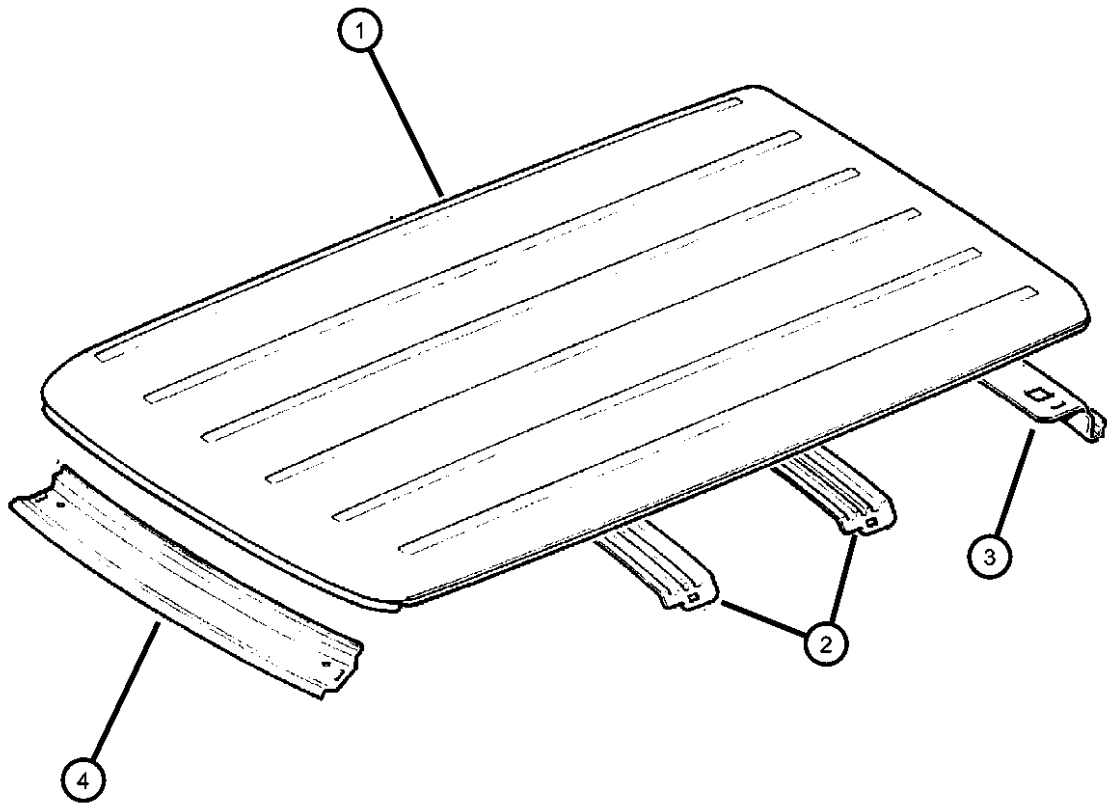


ITEM	PART NUMBER	QTY	LINE	SERIES	BODY	ENGINE	TRANS	TRIM	DESCRIPTION
1									APPLIQUE, Fender Wheel Opening
	5FW74DX8AC	1							Glossy Black, Right
	5FW74MS4AC	1							Bright Platinum, Right
	5FW74PR4AC	1							Flame Red, Right
	5FW74SW1AC	1							Stone White, Right
	5FW74TTKAC	1							Taupe Frost, Right
	5FW74VAWAC	1							Deep Slate, Right
	5FW74WP-TAC	1							Everglade, Right
	5FW74WTHAC	1							Champagne, Right
	5FW74WU-RAC	1							Sienna, Right
	5FW75DX8AC	1							Glossy Black, Left
	5FW75MS4AC	1							Bright Platinum, Left
	5FW75PR4AC	1							Flame Red, Left
	5FW75SW1AC	1							Stone White, Left
	5FW75TTKAC	1							Taupe Frost, Left
	5FW75VAWAC	1							Deep Slate, Left
	5FW75WP-TAC	1							Everglade, Left
	5FW75WTHAC	1							Champagne, Left
	5FW75WU-RAC	1							Sienna, Left
	5FW76DX9AC	1							Flat Black, Right
	5FW77DX9AC	1							Flat Black, Left
2									RETAINER, Applique
	55155678AC	1							Right
	55155679AC	1							Left
3									RETAINER, Applique
	55155680AC	1							Right
	55155681AC	1							Left
4									LINER, Fender Side
	55175898	1							Right
	55175899	1							Left
5	J4200408	14							NUT AND WASHER, Hex Nut-Coned Washer, M5 x 0.80
6	00153185	1							SCREW, .164-18x.500

AR = use ase required - = Non illustrated part

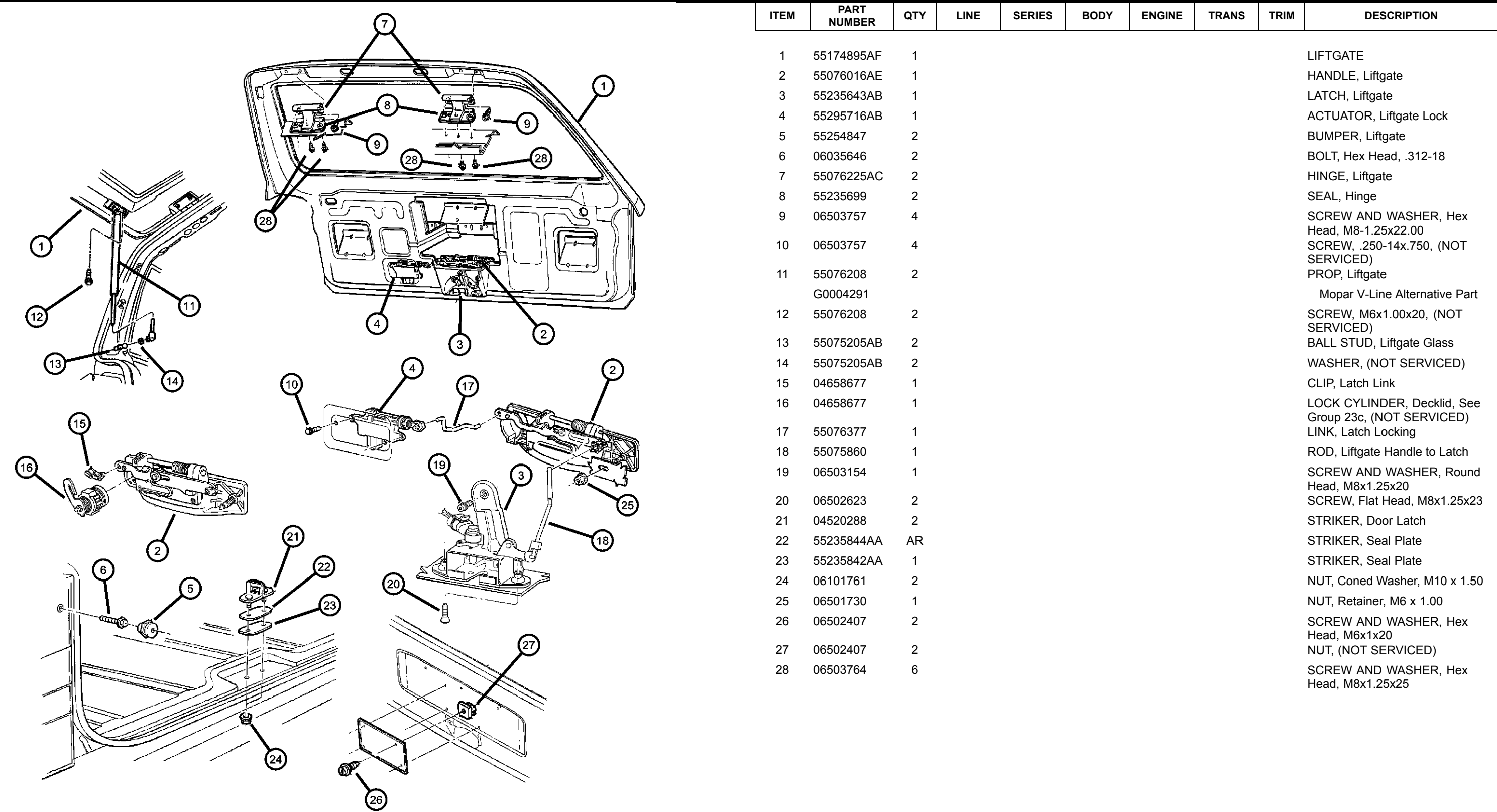
Roof Panel
Figure SX1-1110

ITEM	PART NUMBER	QTY	LINE	SERIES	BODY	ENGINE	TRANS	TRIM	DESCRIPTION
1	55175156	1							PANEL, Roof, Without Luggage Rack
2	55000138AB	2							SUPPORT, Roof
3									PANEL, Liftgate
	55176168AC	1	U		74				
	55176169AC	1	J, T						
4	55235339	1							HEADER, Windshield



AR = use ase required - = Non illustrated part

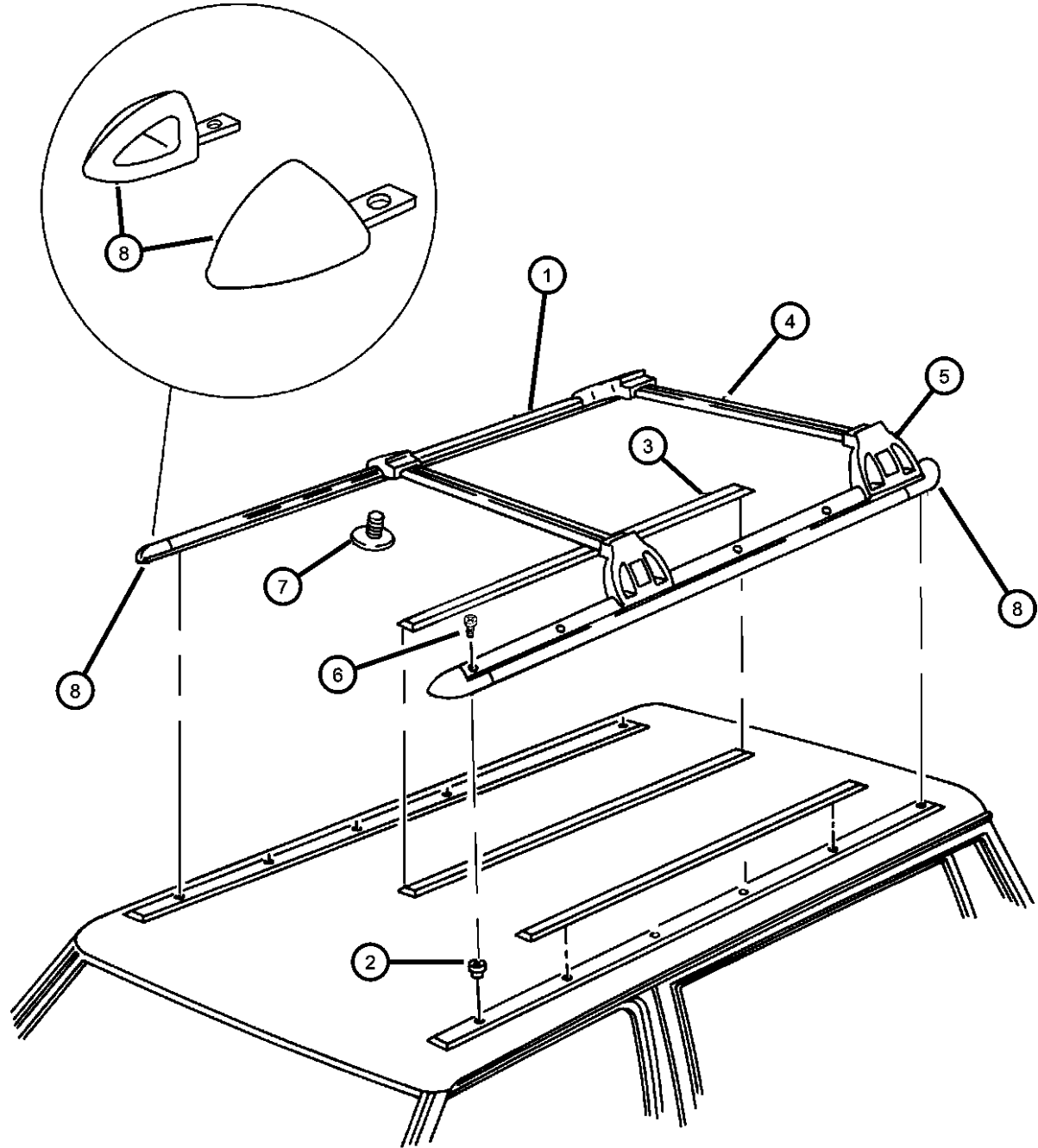
Lift Door, Lach and Hinges
Figure SX1-1310



ITEM	PART NUMBER	QTY	LINE	SERIES	BODY	ENGINE	TRANS	TRIM	DESCRIPTION
1	55174895AF	1							LIFTGATE
2	55076016AE	1							HANDLE, Liftgate
3	55235643AB	1							LATCH, Liftgate
4	55295716AB	1							ACTUATOR, Liftgate Lock
5	55254847	2							BUMPER, Liftgate
6	06035646	2							BOLT, Hex Head, .312-18
7	55076225AC	2							HINGE, Liftgate
8	55235699	2							SEAL, Hinge
9	06503757	4							SCREW AND WASHER, Hex Head, M8-1.25x22.00
10	06503757	4							SCREW, .250-14x.750, (NOT SERVICED)
11	55076208	2							PROP, Liftgate
	G0004291								Mopar V-Line Alternative Part
12	55076208	2							SCREW, M6x1.00x20, (NOT SERVICED)
13	55075205AB	2							BALL STUD, Liftgate Glass
14	55075205AB	2							WASHER, (NOT SERVICED)
15	04658677	1							CLIP, Latch Link
16	04658677	1							LOCK CYLINDER, Decklid, See Group 23c, (NOT SERVICED)
17	55076377	1							LINK, Latch Locking
18	55075860	1							ROD, Liftgate Handle to Latch
19	06503154	1							SCREW AND WASHER, Round Head, M8x1.25x20
20	06502623	2							SCREW, Flat Head, M8x1.25x23
21	04520288	2							STRIKER, Door Latch
22	55235844AA	AR							STRIKER, Seal Plate
23	55235842AA	1							STRIKER, Seal Plate
24	06101761	2							NUT, Coned Washer, M10 x 1.50
25	06501730	1							NUT, Retainer, M6 x 1.00
26	06502407	2							SCREW AND WASHER, Hex Head, M6x1x20
27	06502407	2							NUT, (NOT SERVICED)
28	06503764	6							SCREW AND WASHER, Hex Head, M8x1.25x25

AR = use ase required - = Non illustrated part

Rack, Roof Luggage
Figure SX1-1610



ITEM	PART NUMBER	QTY	LINE	SERIES	BODY	ENGINE	TRANS	TRIM	DESCRIPTION
1	55235979AA	2							RAIL, Luggage Rack Side
2	06503910	10							NUT
3	55075106AB	4							SKID STRIP, Roof Rack
4	55235978AA	2							CROSS BAR, Roof Rack
5									STANCHION, LUGG RACK
	55076028AB	2							CROSS RAIL Right
	55076029AB	2							Left
6	06505937AA	10							SCREW, Pan Head
7	06035499	4							SCREW, Pan Head Tapping, .242-10x.625
8									CAP, Side Rail
	55075918AC	2							Up to 3-2-99, Right
	55075919AC	2							Up to 3-2-99, Left
	55236002AA	2							After 3-2-99, Right
	55236003AA	2							After 3-2-99, Left

AR = use ase required - = Non illustrated part