

VIN PLATE DECODING INFORMATION

1	2	3	4	5	6	7	8	9	10	11	12 thru 17
Country	Make	Vehicle Type	Other	Line	Series	Body Style	Engine	Check Digit	Model Year	Assy. Plant	Sequence No.

The following table interprets the VIN Plate position shown above.

Position	Interpretation	Codes = Description
1	Country of Origin	1 = Manufactured By DaimlerChrysler Corporation 2 = Manufactured By DaimlerChrysler Canada Inc. 3 = Manufactured By DaimlerChrysler De Mexico
2	Assembler	B = Dodge
3	Vehicle Type	3 = Passenger Car
4	GVWR & Pass. Safety	E = Restraint System Active Driver & Passenger Air Bag (CGW)
5	Vehicle Line	R = Viper
6	Series	6 = Viper SRT-10 (D-S27)
7	Body Style	5 = Convertible - Open Body 6 = 2 Door Speciality Coupe
8	Engine	Z = 8.3L 10 Cyl. Alum. Block (EWC)
9	Check Digit	0 = Check Digit 0 = Check Digit
10	Model Year	6 = 2006
11	Assembly Plant	V = Conner Avenue
12 thru 17	Vehicle Build Sequence	Model Year Assembly Sequence

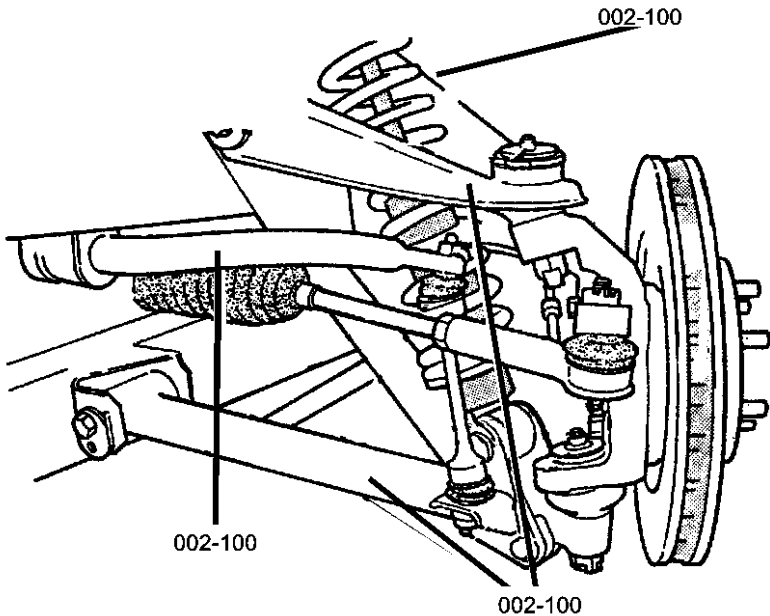
# Group - 2

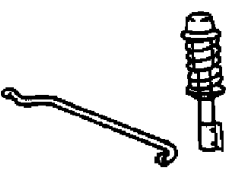
## Front Suspension & Drive

### Group - 2 Front Suspension & Drive

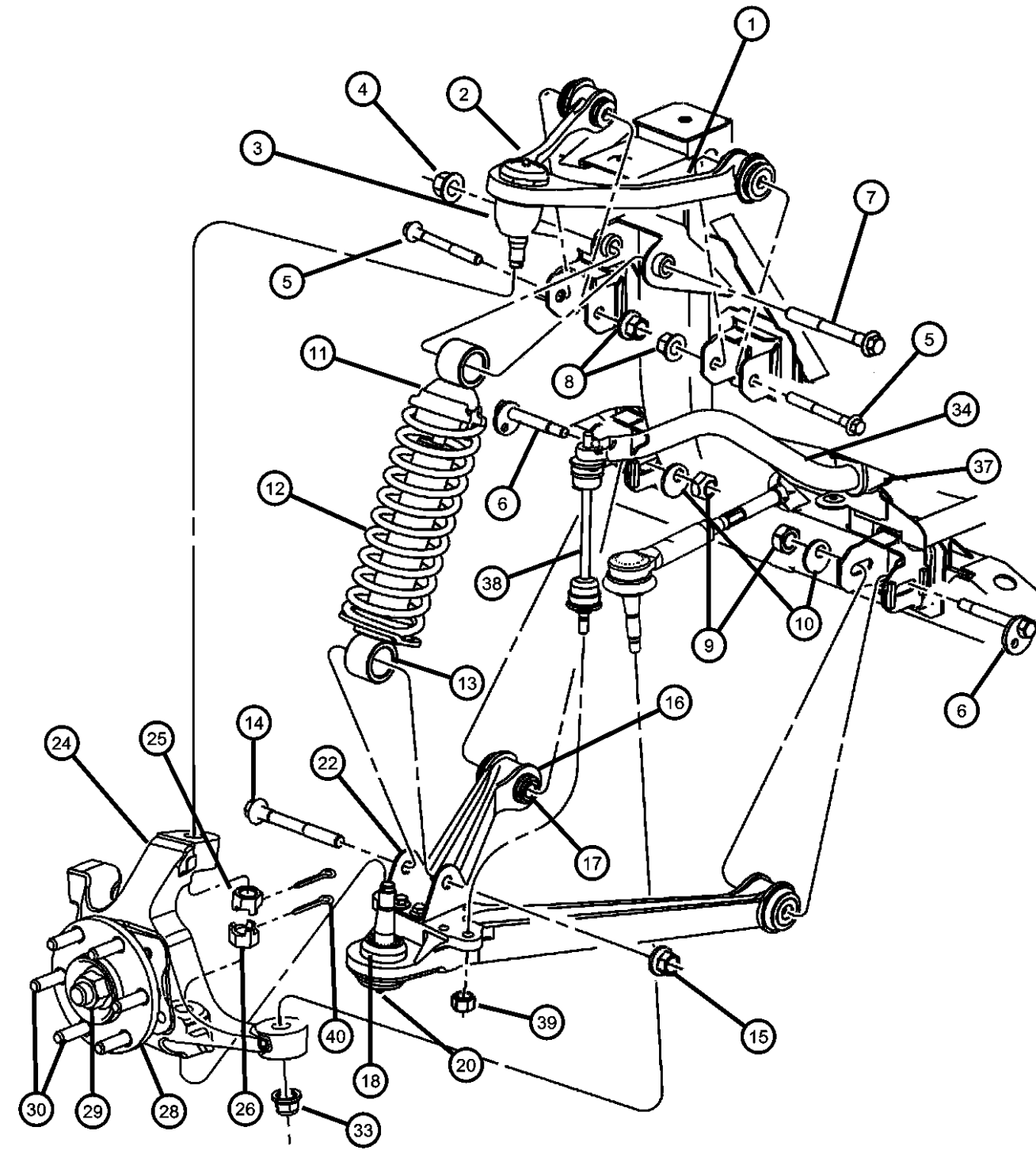
Illustration Title Group-Fig. No.

**Front Suspension**  
Suspension, Front..... Fig. 2 - 110



<div>002-100 Front Suspension</div> <div></div>			
---------------------------------------------------------------------------------------------------------------------------------------	--	--	--

Suspension, Front  
Figure 2-110

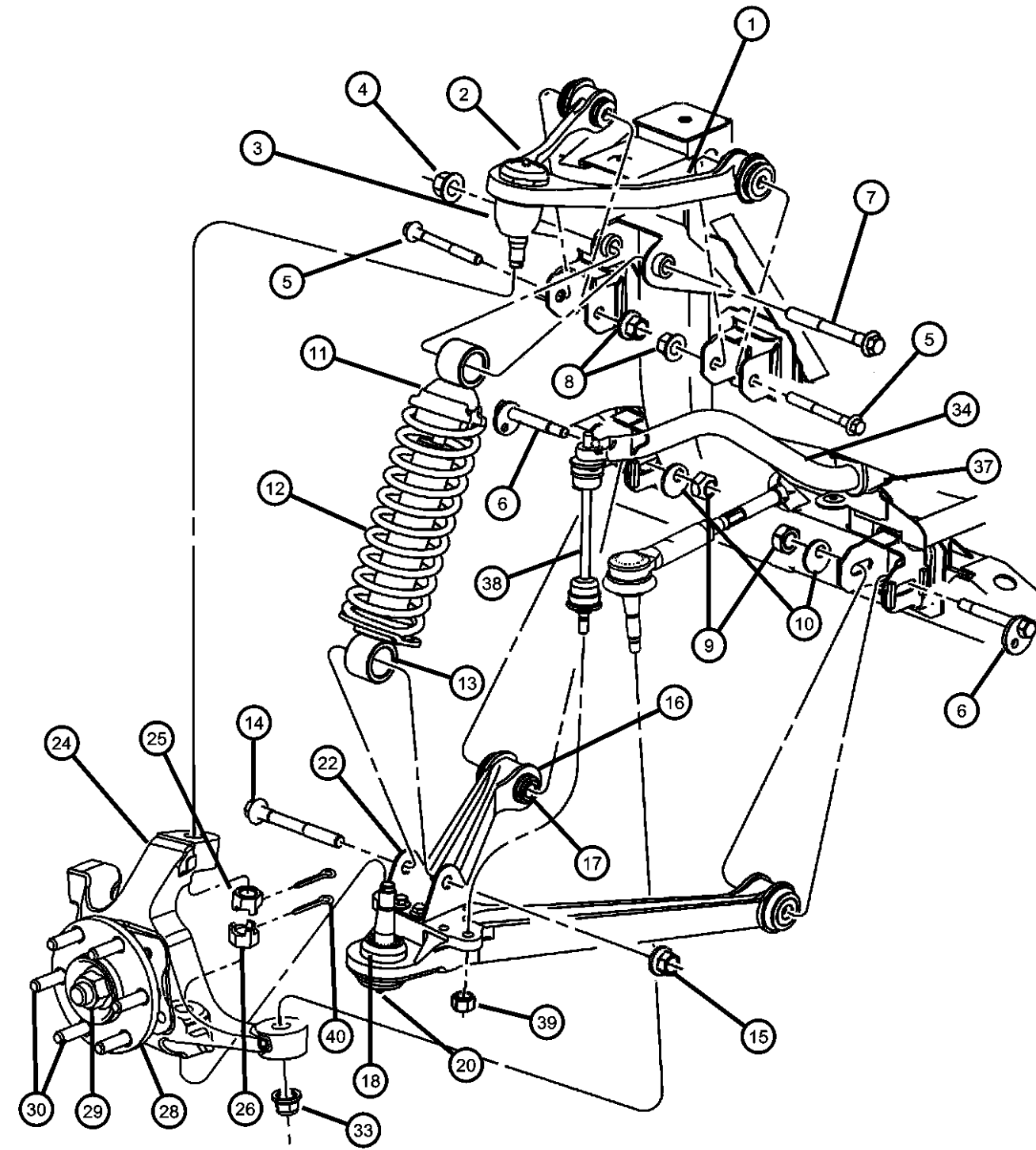


ITEM	PART NUMBER	QTY	LINE	SERIES	BODY	ENGINE	TRANS	TRIM	DESCRIPTION
NOTE: Sales Codes [SDE] = Sport Suspension									
1									ARM, Control
	05290276AA	1							Upper Right
	05290277AA	1							Upper Left
2	06030099	1							FITTING, Ball Joint, Zirc
3	52006405	1							SEAL, Ball Joint
4	06502698	2							NUT, Hex Flange LockShock Mounting Upper
5	06502046	4							BOLT, Suspension Upper Arm
6	06036525AA	4							BOLT, Control Arm Cam
7	06504189	2							SCREWShock Mounting Upper
8	06502585	4							NUT, Upper Control Arm
9	06036467AA	4							NUT, Hex Lock, .50-20, Cam Bolt Lower Control Arm
10	06036469AA	4							WASHER, Control ArmLower
11	05290038AC	2							SHOCK ABSORBER, Suspension, Front
12	04873102	2							SPRING, Front Suspension Coil
13	05290233AA	4							BUSHING
14	06100969	2							BOLT, Hex Flange Head, M14x2.00x90Shock Absorber Lower Mounting
15	06502698	4							NUT, Hex Flange LockShock Absorber Lower Mounting
16									ARM, Control
	05290691AB	1							Lower Left
	05290690AB	1							Lower Right
17	04848050	2							BUSHING, Control Arm
18	04848050	2							BALL JOINT, Lower Control Arm, Serviced with Control Arm, (NOT SERVICED)
-19	04848173	1							GASKET, CORROSION PREVENTION BALL JOINT FLANGE
20	06030099	2							FITTING, Ball Joint, Zirc
-21	52006404	1							SEAL, Ball Joint
22									BRACKET, Shock Mounting
	04709298	1							Right
	04709299	1							Left
-23	06101696	3							NUT
24									KNUCKLE, Front

VIPER (ZB)					
SERIES	LINE	BODY	ENGINE	TRANSMISSION	
S = SPORT	D = DODGE	27 = 2-DR CONVERTIBLE	EWC = 8.3L V10 SFI Engine	DEC = 6-Speed Manual Transmission	
X = SPECIAL		29 = SPECIALTY COUPE			

AR = use ase required - = Non illustrated part

Suspension, Front  
Figure 2-110



ITEM	PART NUMBER	QTY	LINE	SERIES	BODY	ENGINE	TRANS	TRIM	DESCRIPTION
	05290030AC	1							Right
	05290031AC	1							Left
25	06035641	2							NUT, Hex, .625-18, Upper Ball Joint to Knuckle
26	06035670	4							NUT, Hex, Lower Ball Joint to Knuckle
-27	04848166	1							GASKET, Front Wheel Bearing
28	04763182AB	1							BEARINGRight or Left
29	06502294	1							NUT, Hex Flange, M22x1.25Bear- ing
30	06033702	6							STUD, Hub
-31	06502136	4							BOLT, Hex Flange Head, M10x1.50x55Hub To Knuckle Mounting
-32	05290695AA	1							SEALHub And Bearing
33	06506557AA	2							NUT AND WASHERTie Rod To Knuckle
34	05290035AB	1							STABILIZER BAR, Front
-35	06100219	2							NUT, Hex Jam, M10x1.5
-36	04404219AB	2							RETAINER, Stabilizer Bar Grommet, Attaching
37	04643004	2							BUSHING, Stabilizer Bar
38	04763147	2							LINK, Sway Eliminator
39	06502556	2							NUT, Hex, M10-1.5, Sway Bar Link to LCA
40	00120123	4							PIN, Cotter

VIPER (ZB)					
SERIES	LINE	BODY	ENGINE	TRANSMISSION	
S = SPORT	D = DODGE	27 = 2-DR CONVERTIBLE	EWC = 8.3L V10 SFI Engine	DEC = 6-Speed Manual Transmission	
X = SPECIAL		29 = SPECIALTY COUPE			

AR = use ase required - = Non illustrated part

# Group - 3

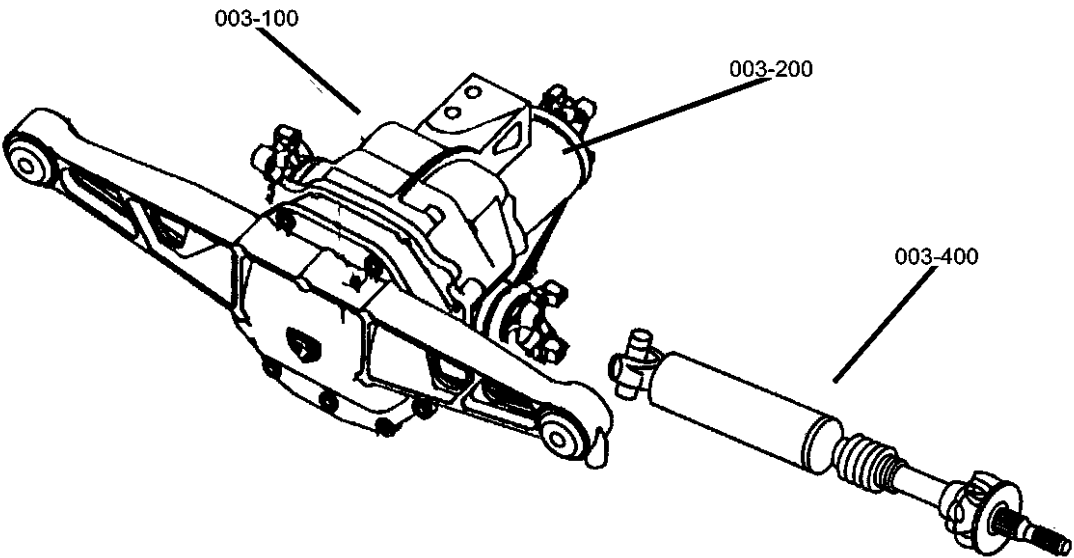
## Rear Axle

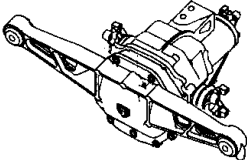
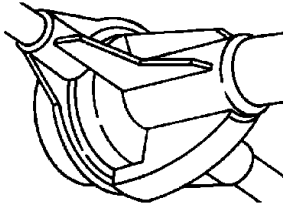
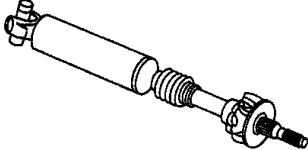
### Group - 3 Rear Axle

Illustration Title

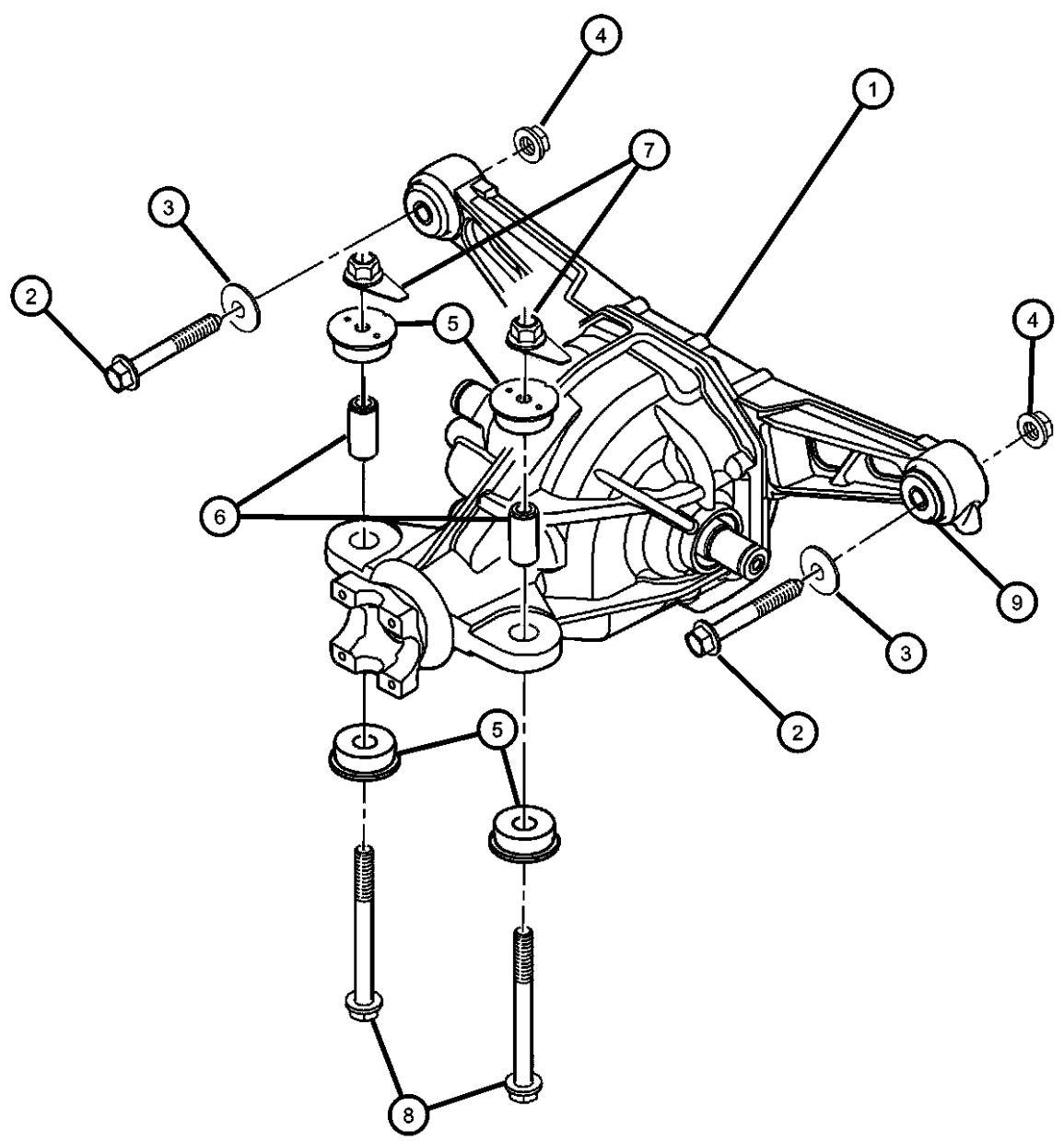
Group-Fig. No.

<b>Rear Axle</b>	
Differential Assembly and Mounting Parts .....	Fig. 3 - 110
<b>Differential and Housing</b>	
Differential Components .....	Fig. 3 - 210
<b>Rear Axle Shafts</b>	
Shaft, Rear Axle.....	Fig. 3 - 410



<div>003-100 Rear Axle</div> <div></div>	<div>003-200 Differential and Housing</div> <div></div>	<div>003-400 Rear Axle Shafts</div> <div></div>	
--------------------------------------------------------------------------------------------------------------------------------	------------------------------------------------------------------------------------------------------------------------------------------------	-----------------------------------------------------------------------------------------------------------------------------------------	--

Differential Assembly and Mounting Parts  
Figure 3-110

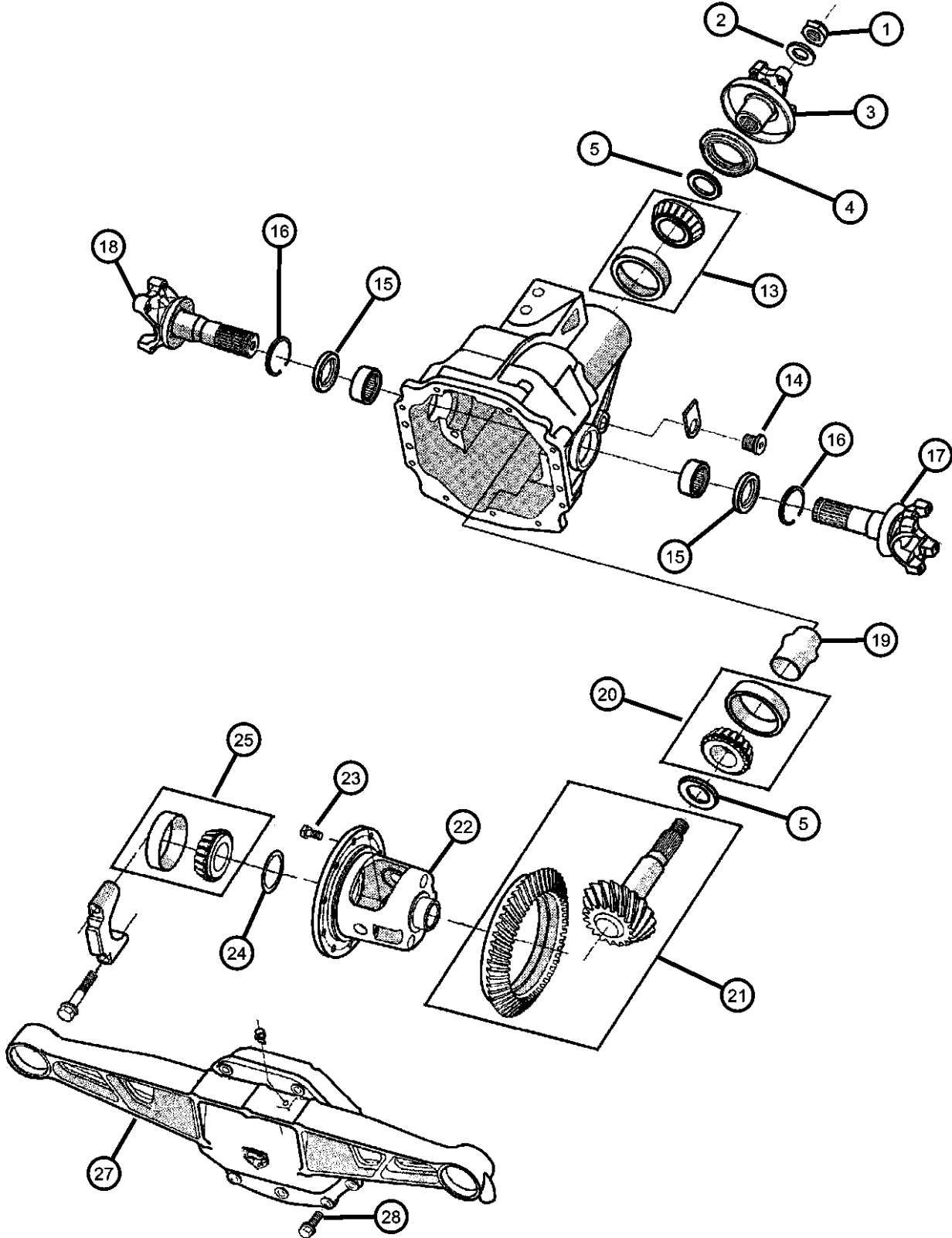


ITEM	PART NUMBER	QTY	LINE	SERIES	BODY	ENGINE	TRANS	TRIM	DESCRIPTION
1	05038025AC 04874469 68003055AA	1							DIFFERENTIAL, Rear Axle Mopar SAE 75W-140 Synthetic Gear and Axle Lube Quart Mopar SAE 75W-140 Synthetic Gear and Axle Lube 16 Gallon Keg
2	06102404AA	2							BOLT, Hex Head
3	06506890AA	2							WASHER, Flat
4	06100520	2							NUT, Hex Flange Head Locking, M14x2
5	05037261AA	4							BUSHING, Differential Pinion Mounting
6	05037260AA	2							BUSHING, Axle Mount
7	06504065	2							NUT AND RETAINER, Hex Flange Locking, M12x1.75
8	06502046	2							BOLT, Suspension Upper Arm
9	04626738AB	2							BUSHING, Axle Mount

VIPER (ZB)								
SERIES	LINE		BODY		ENGINE		TRANSMISSION	
S = SPORT	D = DODGE		27 = 2-DR CONVERTIBLE		EWC = 8.3L V10 SFI Engine		DEC = 6-Speed Manual Transmission	
X = SPECIAL			29 = SPECIALTY COUPE					

AR = use ase required - = Non illustrated part

Differential Components  
Figure 3-210



ITEM	PART NUMBER	QTY	LINE	SERIES	BODY	ENGINE	TRANS	TRIM	DESCRIPTION
1	01795173	1							NUT, Pinion Yoke
2	01795175	1							WASHER, Pinion Yoke
3	05093385AA	1							YOKE, Drive Shaft
4	05019843AA	1							SEAL, Drive Pinion
5	04626728	1							SHIM KIT, Pinion Shaft
-6	04856368	1							SHIM KIT, Pinion Shaft, Dana 44 [.035 to .039]
-7	04856369	1							SHIM KIT, Pinion Shaft, Dana 44 [.040 to .044]
-8									SHIM, Drive Pinion Bearing [.040]
	05017332AA	1							[.042]
	05017334AA	1							[.043]
	05017335AA	1							[.044]
	05017336AA	1							[.041]
	05017333AA	1							[.047]
-9	04856370	1							SHIM KIT, Pinion Shaft, Dana 44 [.045 to .049]
-10									SHIM, Drive Pinion Bearing [.048]
	05017339AA	1							[.049]
	05017340AA	1							[.045]
	05017341AA	1							[.046]
	05017337AA	1							SHIM KIT, Pinion Shaft, Dana 44 [.050 to .054]
	05017338AA	1							SHIM, Drive Pinion Bearing [.052]
-11	04856371	1							[.050]
-12									[.051]
	05017344AA	1							[.053]
	05017342AA	1							[.054]
	05017343AA	1							BEARING, Drive Pinion
	05017345AA	1							PLUG, Differential Housing
	05017346AA	1							SEAL, Axle Drive Shaft
13	04746979	1							CIRCLIP, Half Shaft
14	04626710	1							SHAFT, Axle Intermediate
15	04626696	2							SHAFT, Axle Intermediate
16	05093551AA	2							SPACER, Drive Pinion Bearing
17	05093550AA	1							BEARING, Drive Pinion
18	05093547AA	1							
19	04864214	1							
20	04864210	1							

VIPER (ZB)  
SERIES  
S = SPORT  
X = SPECIAL

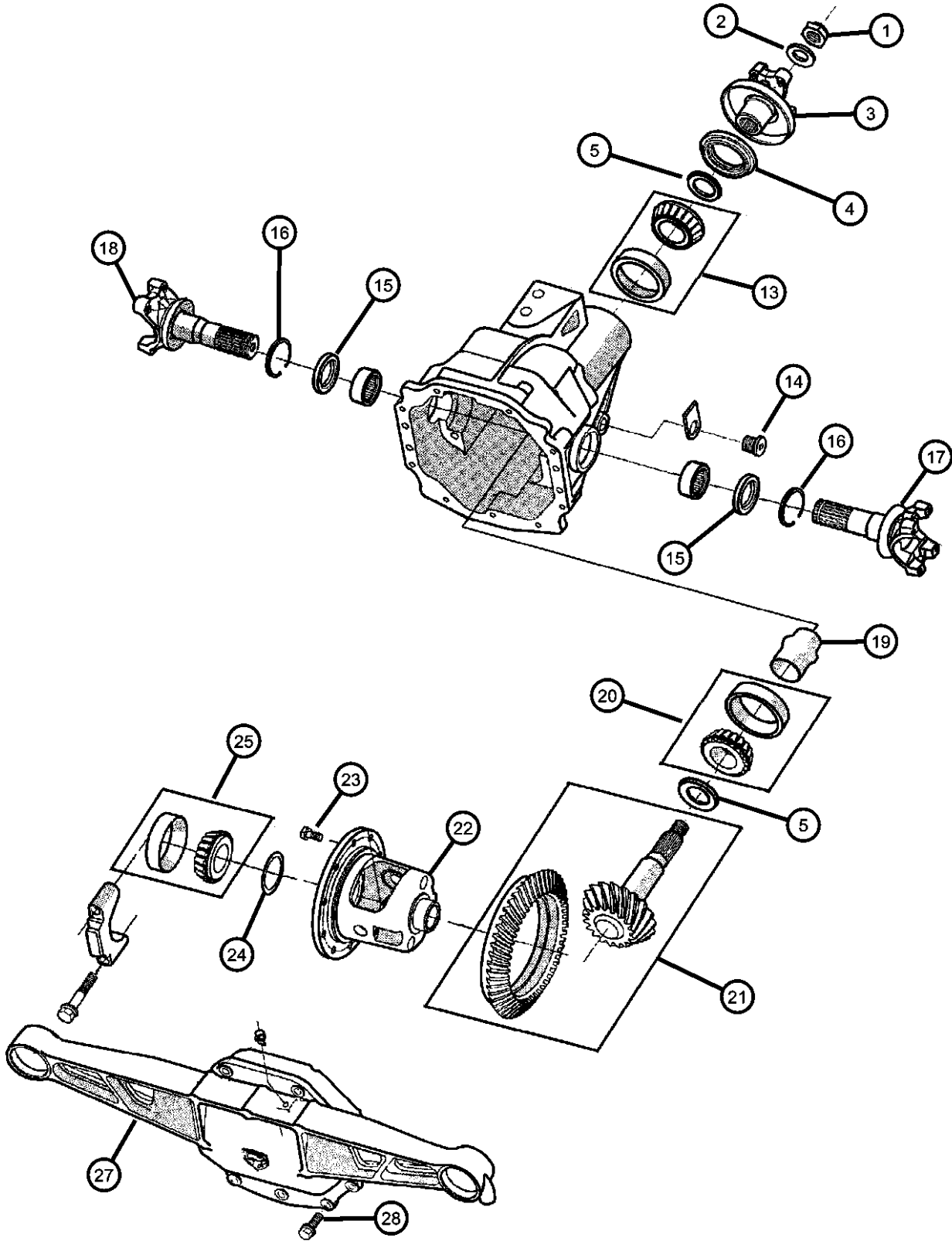
LINE  
D = DODGE

BODY  
27 = 2-DR CONVERTIBLE  
29 = SPECIALTY COUPE

ENGINE  
EWC = 8.3L V10 SFI Engine

TRANSMISSION  
DEC = 6-Speed Manual Transmission

Differential Components  
Figure 3-210



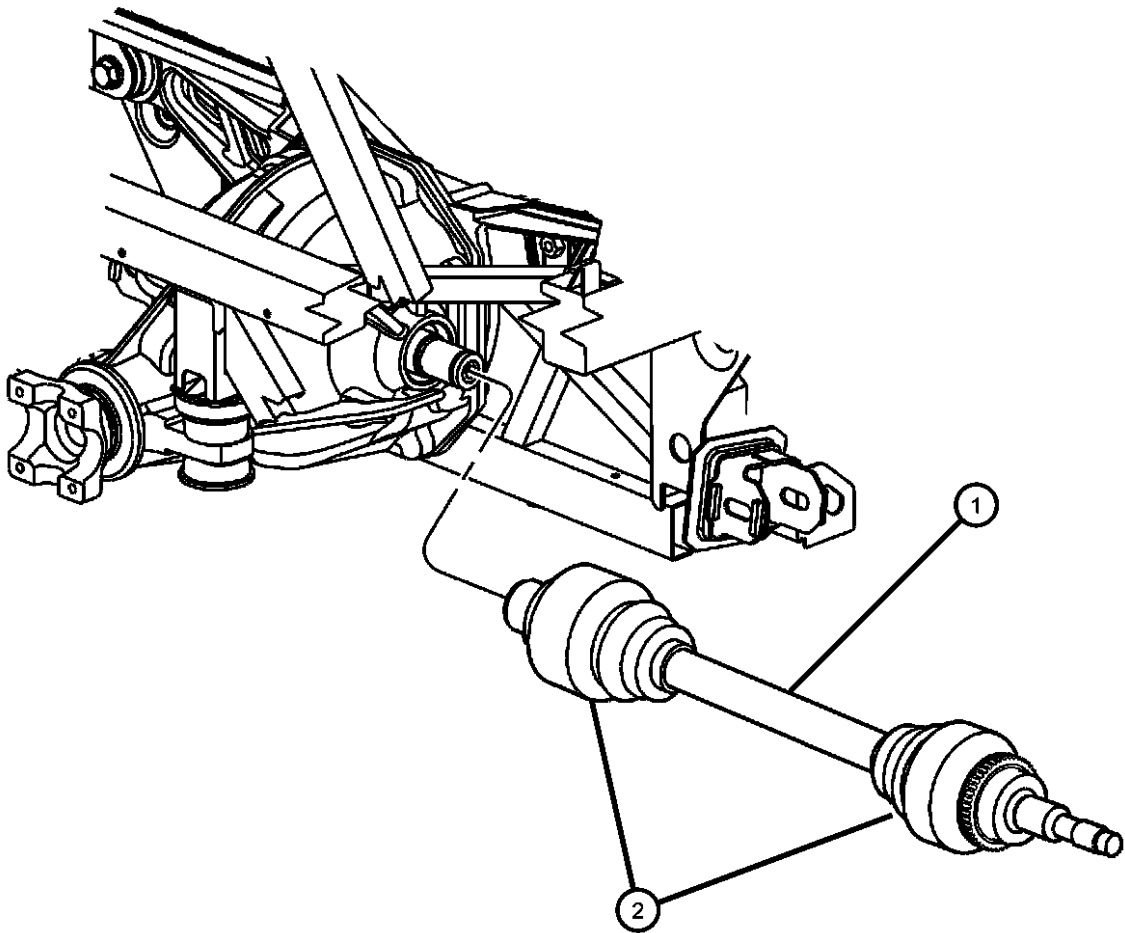
ITEM	PART NUMBER	QTY	LINE	SERIES	BODY	ENGINE	TRANS	TRIM	DESCRIPTION
21	05093384AA	1							GEAR KIT, Ring And Pinion
22	05161963AA	1							CASE, Differential
23	05012810AC	1							BOLT KIT
24	J8129222	1							SHIM KIT, Differential
25	04864213	1							BEARING, Differential
-26	04626707	2							RING, Axle Shaft
27	05093383AA	1							COVER, Differential
28	04626709	9							BOLT, Differential Cover

VIPER (ZB)								
SERIES	LINE		BODY		ENGINE		TRANSMISSION	
S = SPORT	D = DODGE		27 = 2-DR CONVERTIBLE		EWC = 8.3L V10 SFI Engine		DEC = 6-Speed Manual Transmission	
X = SPECIAL			29 = SPECIALTY COUPE					



Shaft, Rear Axle  
 Figure 3-410

ITEM	PART NUMBER	QTY	LINE	SERIES	BODY	ENGINE	TRANS	TRIM	DESCRIPTION
1	05038200AA	2							SHAFT, Axle Half
2	05038200AA	2							BOOT KIT, Half Shaft, (NOT SERVICED)



VIPER (ZB)					
SERIES	LINE	BODY	ENGINE	TRANSMISSION	
S = SPORT	D = DODGE	27 = 2-DR CONVERTIBLE	EWC = 8.3L V10 SFI Engine	DEC = 6-Speed Manual Transmission	
X = SPECIAL		29 = SPECIALTY COUPE			

# Group - 4

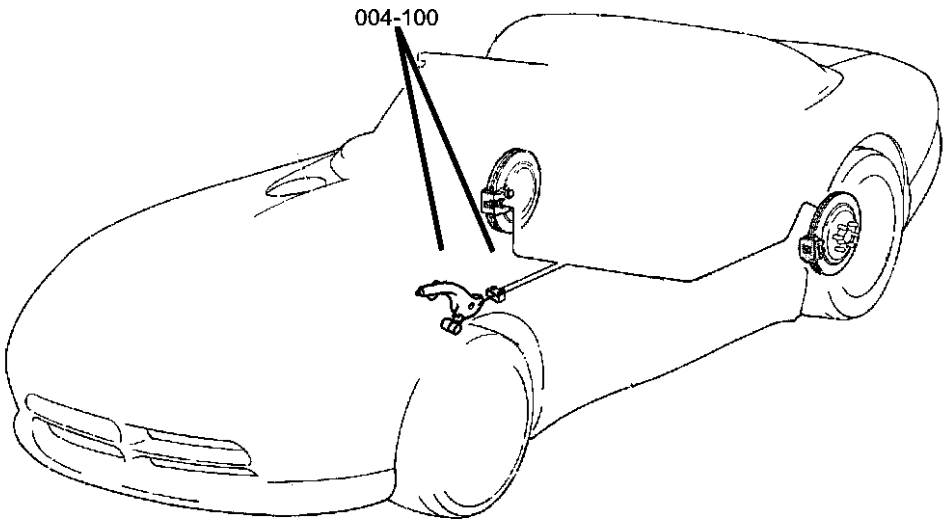
## Parking Brake


### Group - 4 Parking Brake

Illustration Title

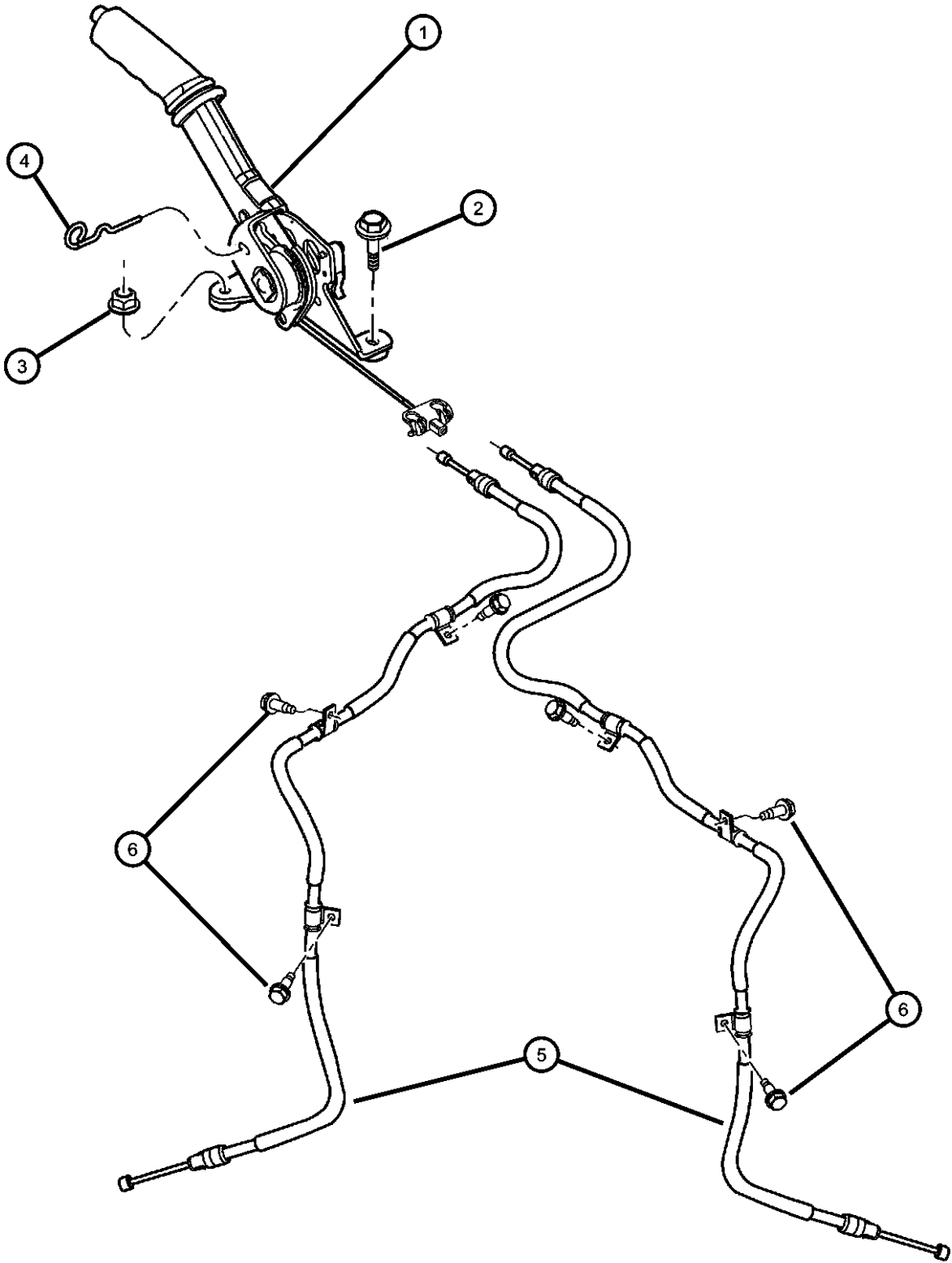
Group-Fig. No.

<b>Parking Brake Lever and Cables</b>	
Lever Assembly and Cables.....	Fig. 4 - 110
Caliper, Parking Brake.....	Fig. 4 - 115



<div><div>004-100</div><div>Parking Brake Lever and Cables</div><div></div></div>			
----------------------------------------------------------------------------------------------------------------------------------------------------------------------	--	--	--

Lever Assembly and Cables  
Figure 4-110

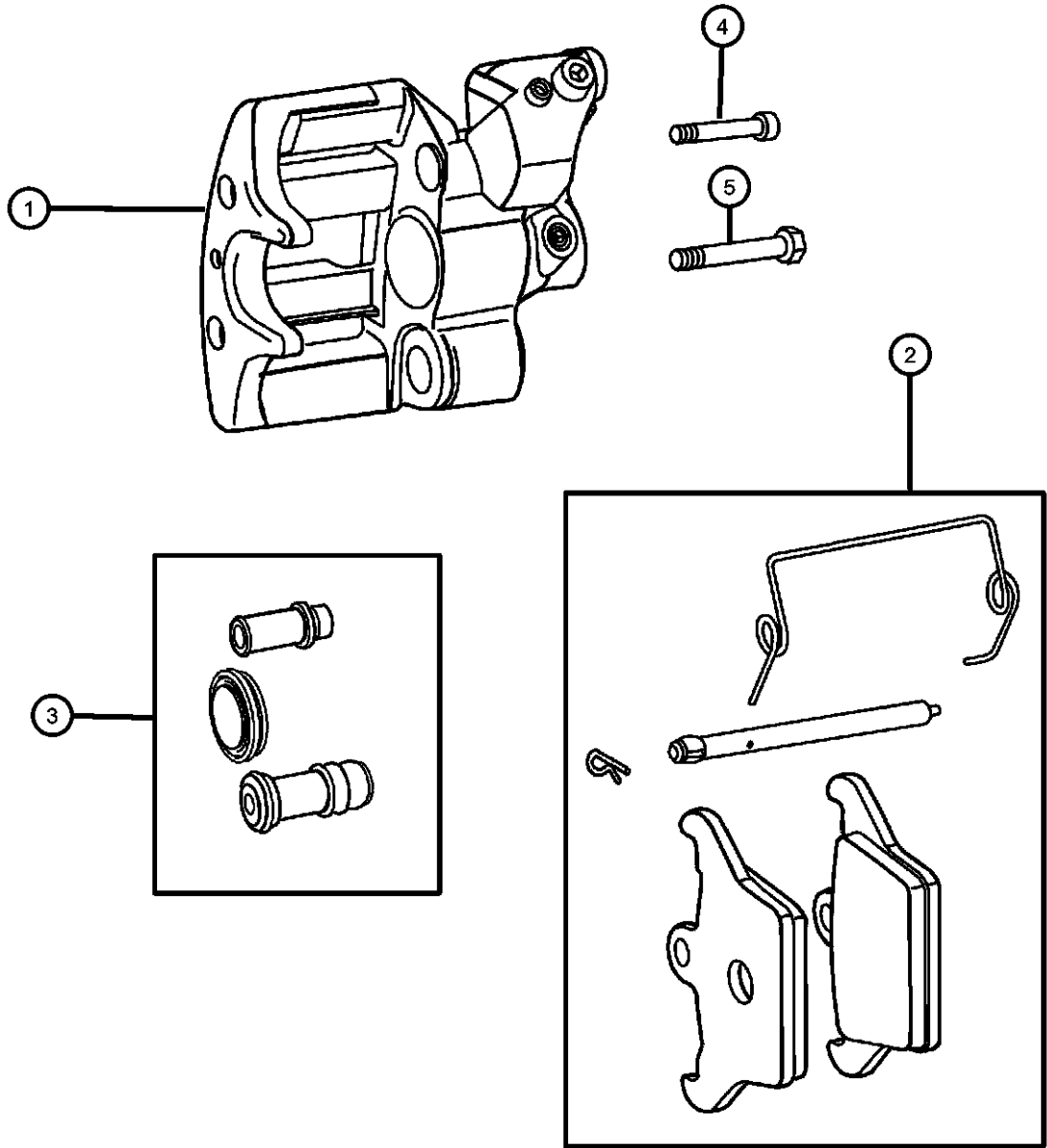


ITEM	PART NUMBER	QTY	LINE	SERIES	BODY	ENGINE	TRANS	TRIM	DESCRIPTION
1	0ZG751X9AA	1							LEVER, Park Brake, [X9]
2	0ZG751X9AA	1							SCREW, Tap/Hex Flg Hd Type Serrations .250-14x.875, (NOT SERVICED)
3									NUT
	06104716AA	1							
		2							
4		2							PIN, (NOT SERVICED)
5									CABLE, Parking Brake
	05290284AE	1							Right
	05290285AE	1							Left
6	05290285AE	1							SCREW, .250-14x.875, (NOT SERVICED)

VIPER (ZB)					
SERIES	LINE	BODY	ENGINE	TRANSMISSION	
S = SPORT	D = DODGE	27 = 2-DR CONVERTIBLE	EWC = 8.3L V10 SFI Engine	DEC = 6-Speed Manual Transmission	
X = SPECIAL		29 = SPECIALTY COUPE			

AR = use ase required - = Non illustrated part

Caliper, Parking Brake  
Figure 4-115

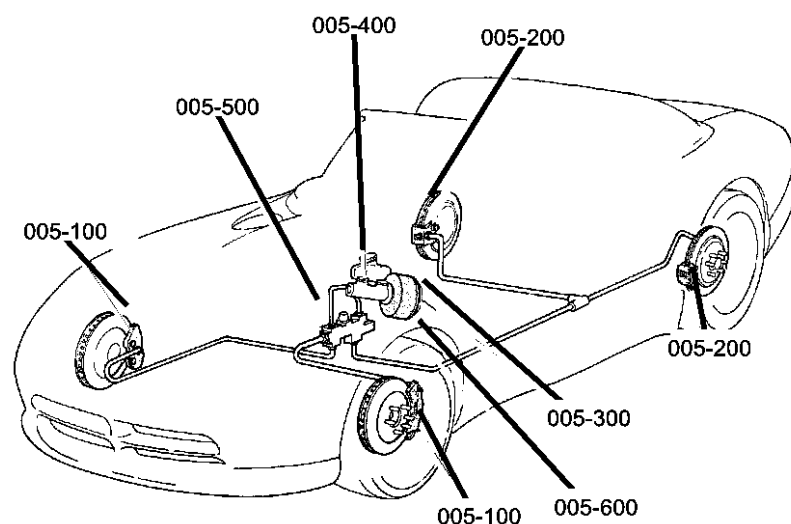


ITEM	PART NUMBER	QTY	LINE	SERIES	BODY	ENGINE	TRANS	TRIM	DESCRIPTION
1	05093308AA	1							CALIPER, Disc Brake
	05093309AA	1							Right
2	05093307AA	1							CALIPER, Disc Brake
	05093311AA	1							Left
3	05093307AA	1							PAD KIT, Disc Brake
4	06507582AA	2							BOOT KIT, Repair
5	06507581AA	2							SCREW, Socket Head, M8x1.25x60
									BOLT, Hex Head, M10x1.25x80

VIPER (ZB)								
SERIES	LINE			BODY	ENGINE			TRANSMISSION
S = SPORT	D = DODGE			27 = 2-DR CONVERTIBLE	EWC = 8.3L V10 SFI Engine			DEC = 6-Speed Manual Transmission
X = SPECIAL				29 = SPECIALTY COUPE				

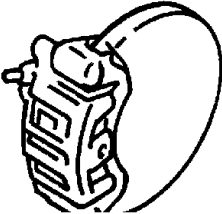
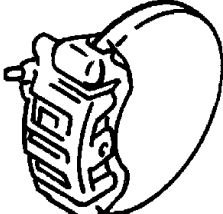
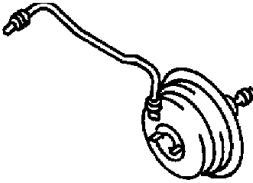
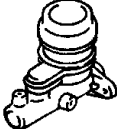
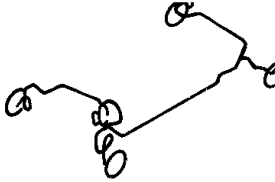

# Group - 5

## Service Brakes

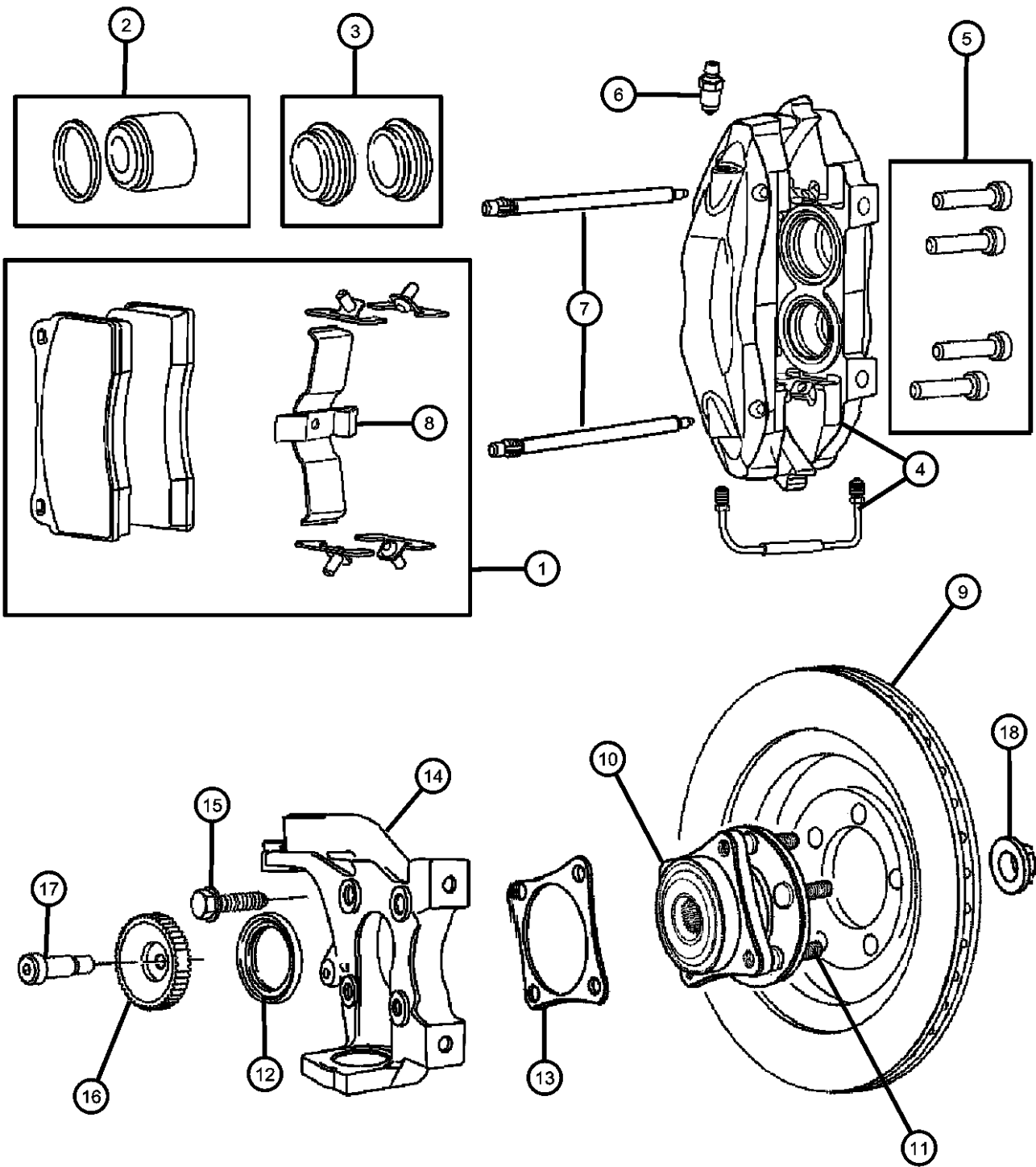


### Group - 5 Service Brakes

Illustration Title	Group-Fig. No.
<b>Front Brakes</b>	
Brakes, Front .....	Fig. 5 - 110
<b>Rear Brakes</b>	
Brakes, Rear.....	Fig. 5 - 210
<b>Power Brake Booster</b>	
Booster, Power Brake.....	Fig. 5 - 310
<b>Brake Master Cylinder</b>	
Master Cylinder, Brake.....	Fig. 5 - 410
<b>Brake Lines and Hoses</b>	
Lines And Hoses, Front.....	Fig. 5 - 510
Lines and Hoses, Rear .....	Fig. 5 - 515
<b>Brake Pedals</b>	
Pedal, Brake.....	Fig. 5 - 610

<b>005-100</b> Front Brakes	<b>005-200</b> Rear Brakes	<b>005-300</b> Power Brake Booster	<b>005-400</b> Brake Master Cylinder
			
<b>005-500</b> Brake Lines and Hoses	<b>005-600</b> Brake Pedals		
			

Brakes, Front  
Figure 5-110

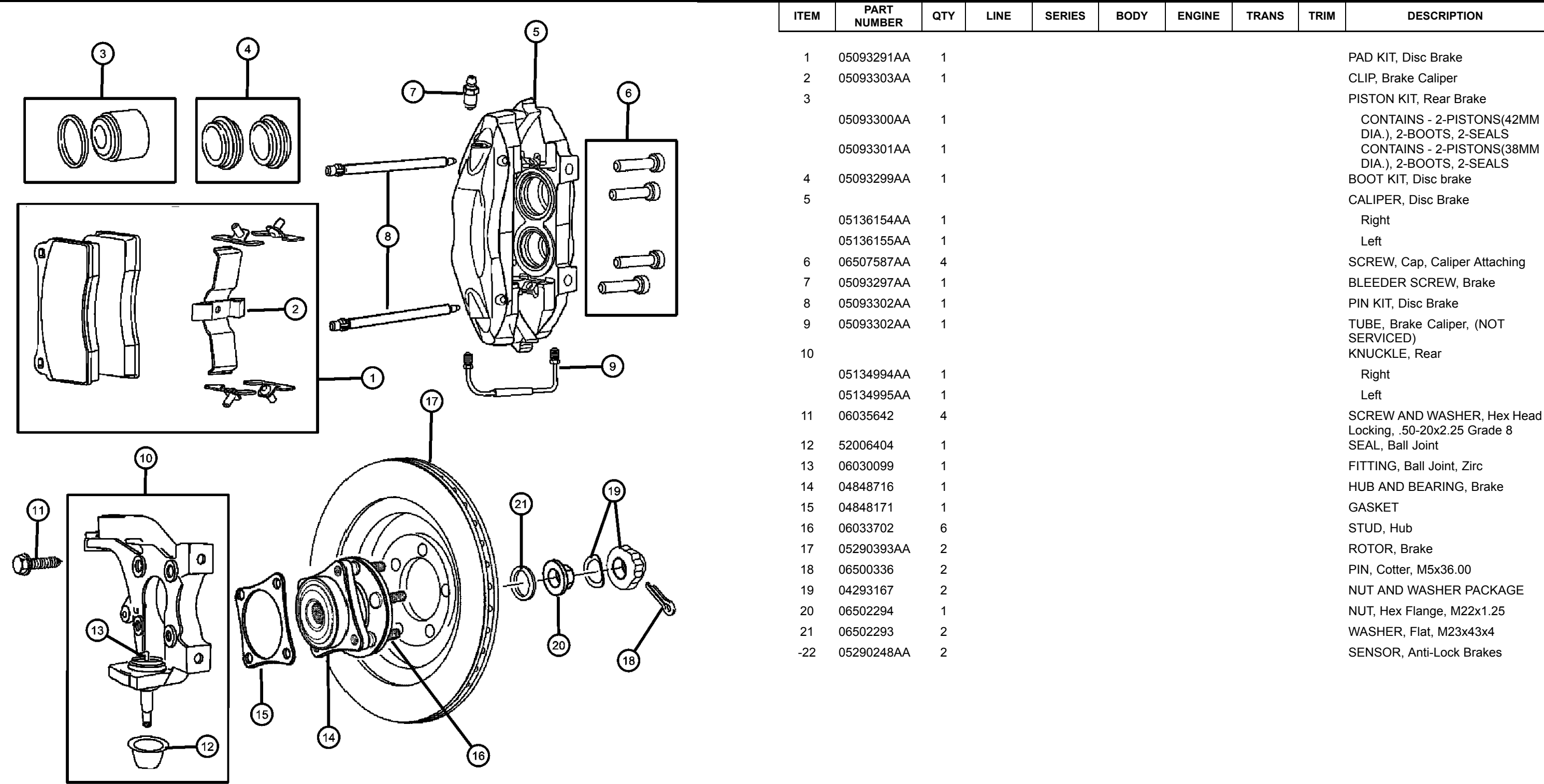


ITEM	PART NUMBER	QTY	LINE	SERIES	BODY	ENGINE	TRANS	TRIM	DESCRIPTION
1	05093291AA	1							PAD KIT, Disc Brake
2									PISTON KIT, Front Brake
	05093294AA	1							Contains: 2-44mm Pistons, with Seals
	05093295AA	1							Contains: 2-40mm Pistons, with Seals
3	05093296AA	1							BOOT KIT, Disc brake, Contains: 2-40mm Pistons, with Seals
4									CALIPER, Disc Brake
	05136152AA	1							Less Pads without [JCN], Right
	05136153AA	1							Less Pads without [JCN], Left
5	06507587AA	4							SCREW, Cap, Caliper to Knuckle
6	05093297AA	1							BLEEDER SCREW, Brake
7	05093302AA	1							PIN KIT, Disc Brake, Contains: 4 Pins
8	05093303AA	1							CLIP, Brake Caliper
9	05290394AA	2							ROTOR, Brake
10	04763182AB	1							BEARING
11	06033702	6							STUD, Hub
12	05290695AA	1							SEAL, Tone Wheel
13	04848166	1							GASKET, Front Wheel Bearing
14									KNUCKLE, Front
	05290030AC	1							Right
	05290031AC	1							Left
15	06502136	4							BOLT, Hex Flange Head, M10x1.50x55Knuckle/Hub Assembly
16	04854411AA	2							RING, Tone
17	05290042AA	2							BOLT, Tone Wheel Retainer
18	06502294	2							NUT, Hex Flange, M22x1.25
-19	05290952AA	2							SENSOR, Anti-Lock Brakes

VIPER (ZB)					
SERIES	LINE	BODY	ENGINE	TRANSMISSION	
S = SPORT	D = DODGE	27 = 2-DR CONVERTIBLE	EWC = 8.3L V10 SFI Engine	DEC = 6-Speed Manual Transmission	
X = SPECIAL		29 = SPECIALTY COUPE			

AR = use ase required - = Non illustrated part

Brakes, Rear  
Figure 5-210



VIPER (ZB)  
SERIES  
S = SPORT  
X = SPECIAL

LINE  
D = DODGE

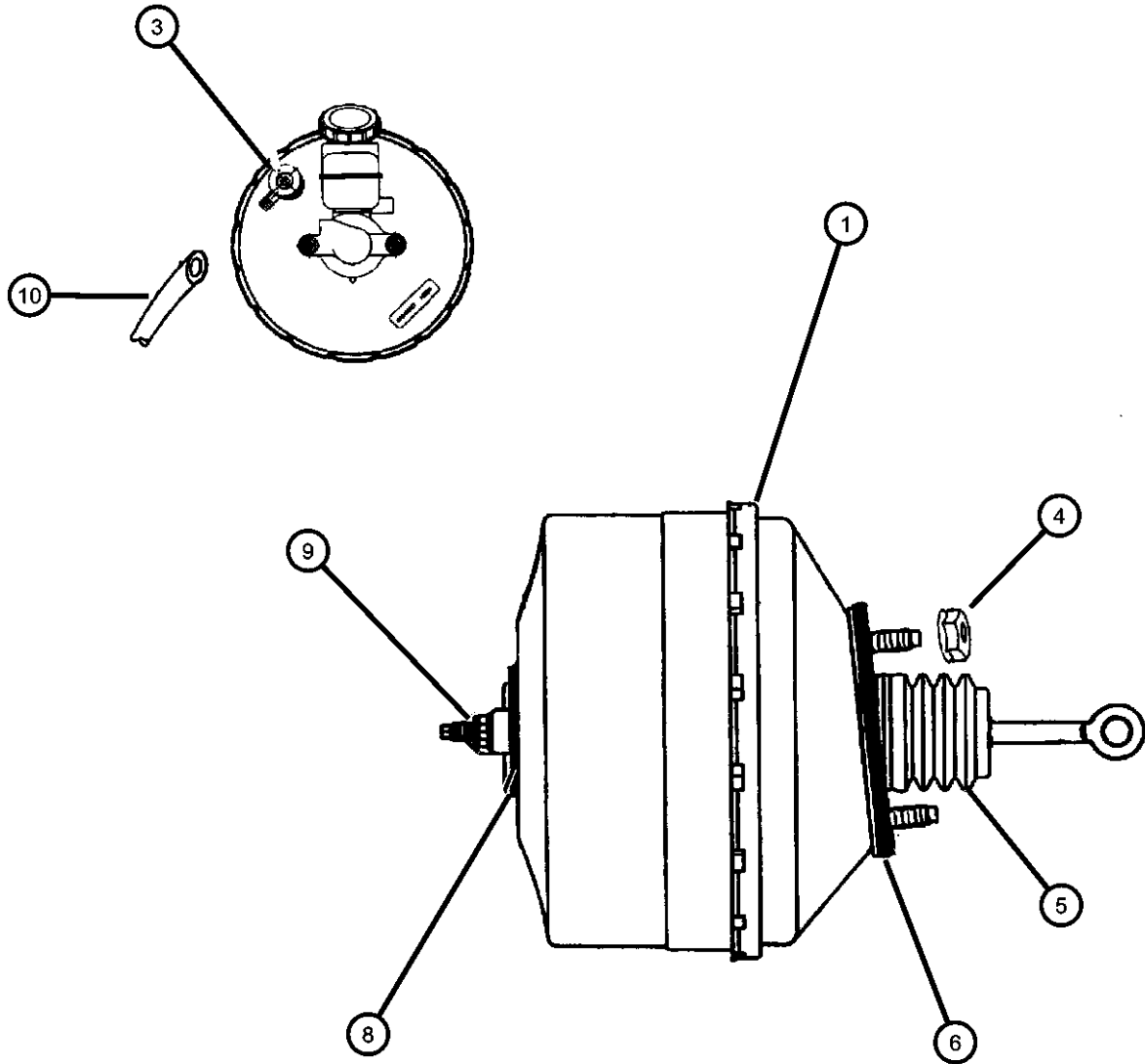
BODY  
27 = 2-DR CONVERTIBLE  
29 = SPECIALTY COUPE

ENGINE  
EWC = 8.3L V10 SFI Engine

TRANSMISSION  
DEC = 6-Speed Manual Transmission

AR = use ase required - = Non illustrated part

Booster, Power Brake  
Figure 5-310

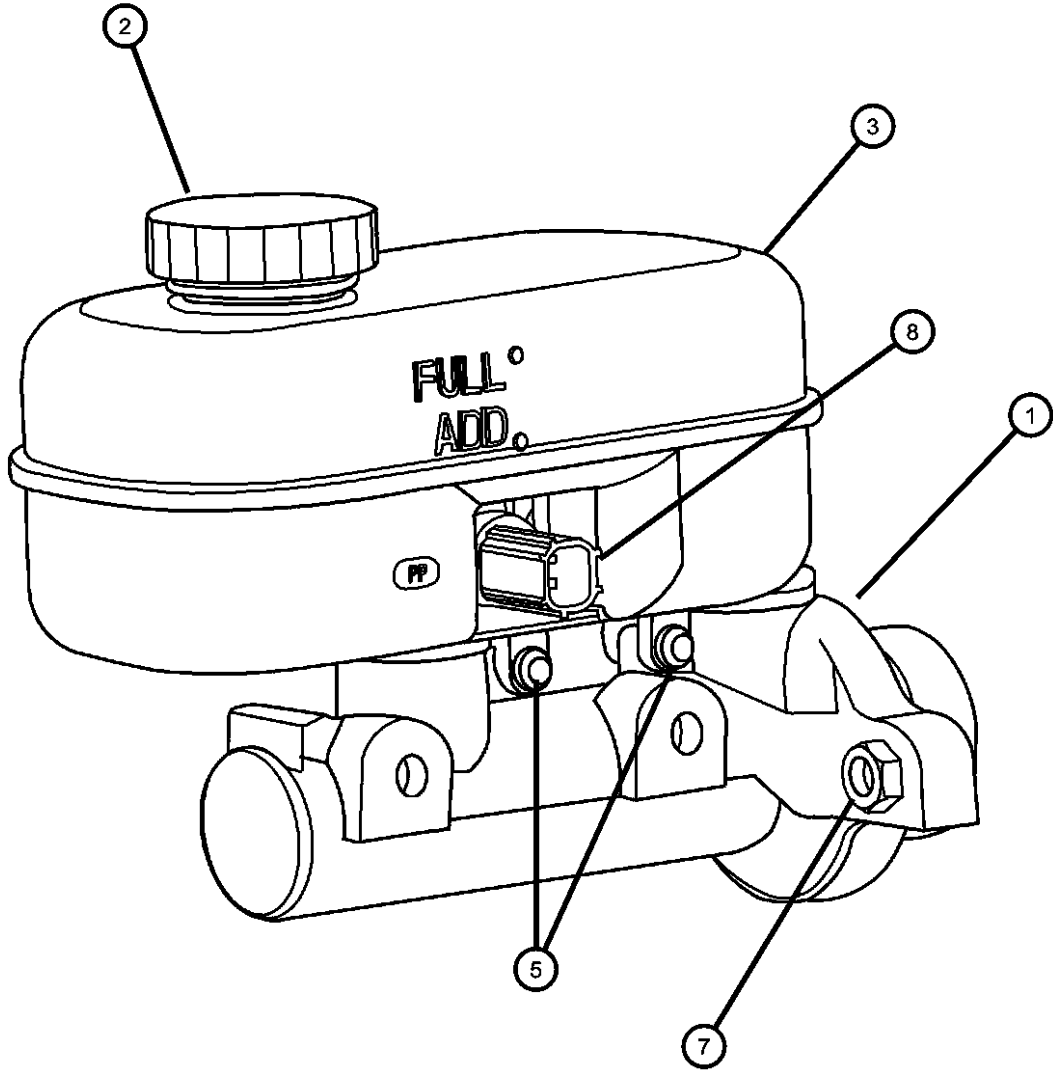


ITEM	PART NUMBER	QTY	LINE	SERIES	BODY	ENGINE	TRANS	TRIM	DESCRIPTION
1	05093050AA	1							BOOSTER, Power Brake
-2	04883813AA	1							GROMMET, Brake Booster Check Valve
3	04485530	1							CHECK VALVE, Brake Booster
4	J4003909	4							NUT, Hex Flange With SerrationBooster To Dash
5	J4003909	4							BOOT, Brake Booster Push Rod, (NOT SERVICED)
6	04723642	1							SEAL, Brake Booster To Dash
-7	04294036	1							CLIPMaster Cylinder Push Rod
8	04723395	1							SEAL, Master Cylinder To Booster
9	04723395	1							NUT, Hex Lock, M8x1.25, (NOT SERVICED)
10	05037138AD	1							HOSE, Brake Booster Vacuum
-11	06033369	2							CLAMP, HoseBrake Booster Vacuum Hose

VIPER (ZB)				
SERIES	LINE	BODY	ENGINE	TRANSMISSION
S = SPORT	D = DODGE	27 = 2-DR CONVERTIBLE	EWC = 8.3L V10 SFI Engine	DEC = 6-Speed Manual Transmission
X = SPECIAL		29 = SPECIALTY COUPE		



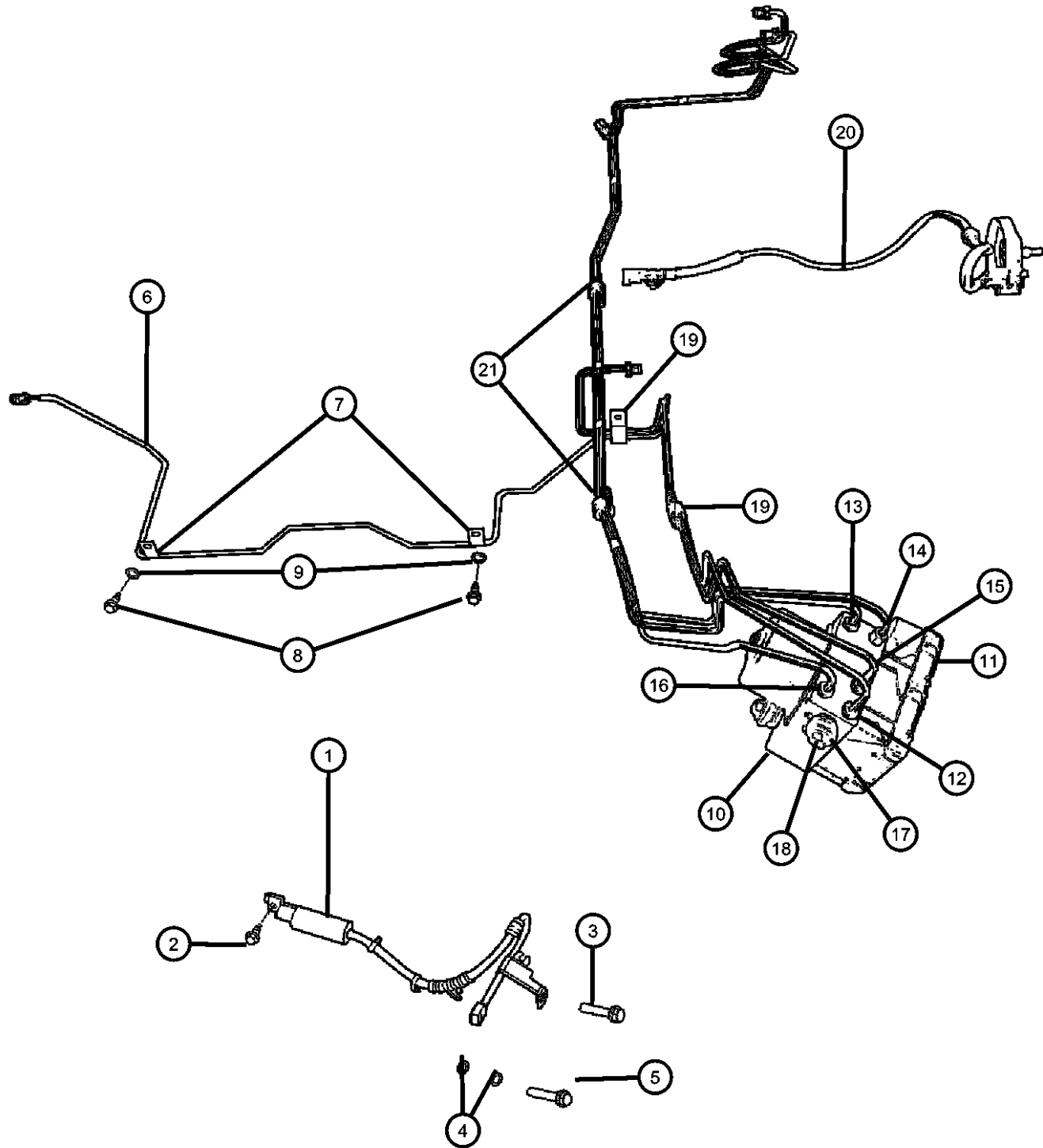
Master Cylinder, Brake  
Figure 5-410



ITEM	PART NUMBER	QTY	LINE	SERIES	BODY	ENGINE	TRANS	TRIM	DESCRIPTION
1	05093049AA V1103049AA	1							MASTER CYLINDER, Brake Mopar Alternative Part - Master Cylinder
2	04683656	1							CAP, Master Cylinder Reservoir
3	05072995AA	1							RESERVOIR, Brake Master Cylinder
-4	04723395	1							SEAL, Master Cylinder To Booster
5	04723394	1							PIN, Master Cylinder Reservoir
-6	04723389	1							GROMMET, Master Cylinder Reservoir
7	04723389	1							NUT, Hex Lock, M8x1.25, (NOT SERVICED)
8	05093251AA	1							SWITCH, Brake Fluid Level

VIPER (ZB)					
SERIES	LINE	BODY	ENGINE	TRANSMISSION	
S = SPORT	D = DODGE	27 = 2-DR CONVERTIBLE	EWC = 8.3L V10 SFI Engine	DEC = 6-Speed Manual Transmission	
X = SPECIAL		29 = SPECIALTY COUPE			

Lines And Hoses, Front  
Figure 5-510

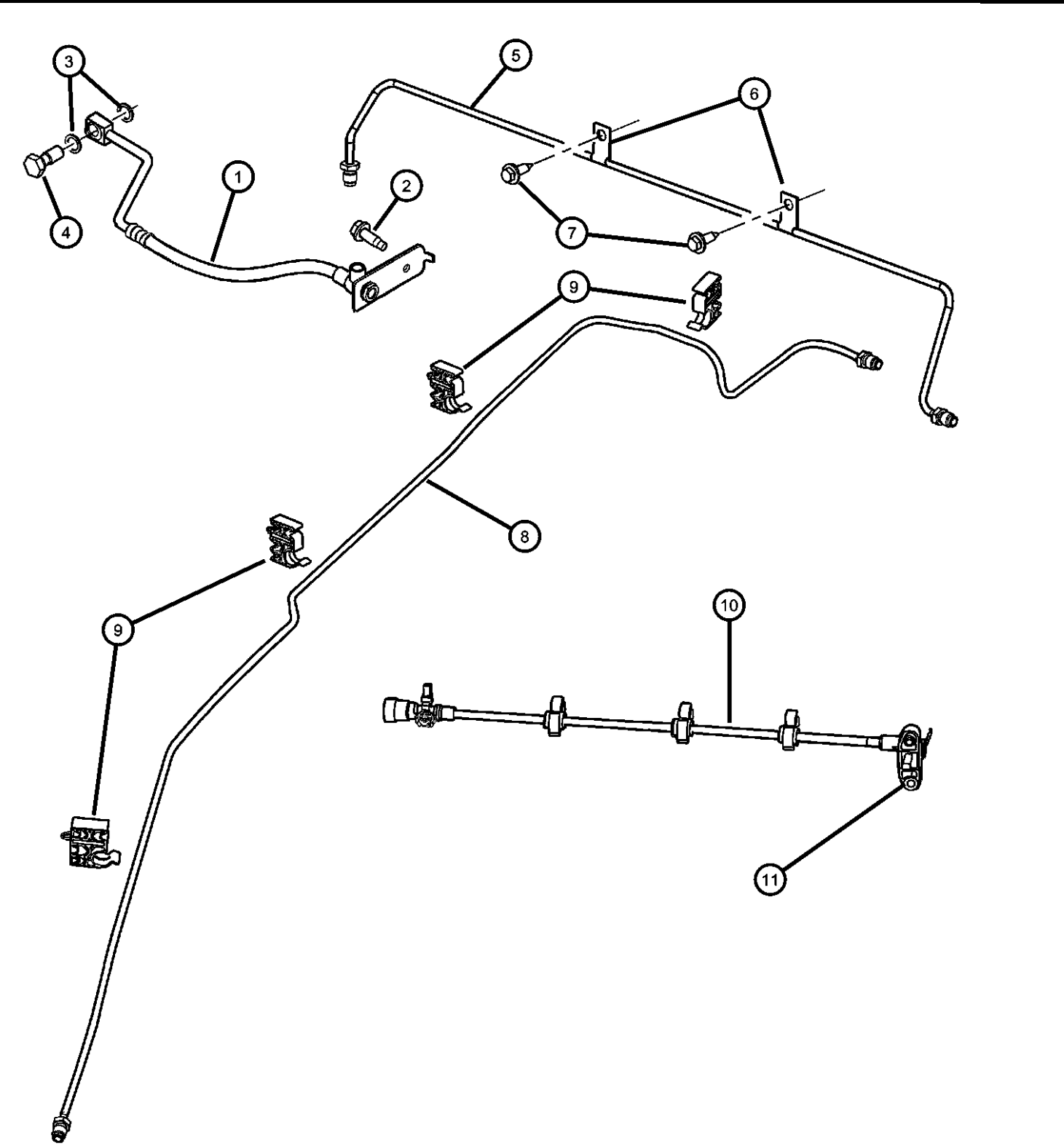


ITEM	PART NUMBER	QTY	LINE	SERIES	BODY	ENGINE	TRANS	TRIM	DESCRIPTION
1									HOSE, Front Wheel Disc
	05290043AA	1							Left
	05290044AA	1							Right
2	06100575	2							BOLT AND CONED WASHER, Hex Head, M8x25x17
3	06502136	4							Brake Hose To Frame
4	J4200303	8							BOLT, Hex Flange Head, M10x1.50x55
5	06505801AA	4							Brake Line Attaching To Knuckle
6	05290080AA	1							WASHER, Brake Hose
7	04683653	2							BOLT, Banjo
8	06032824	2							TUBE, BrakeRight Front
9	06100876	2							CLIP, TubeRight Front
10	05093035AA	1							BOLT, Hex Flange Head, .25-14x.625
11	05066605AA	1							WASHER, Flat, M6.82x17.00x1.75
12	05290080AA	1							HYDRAULIC CONTROL UNIT, Anti-Lock Brake System
13	05290083AA	1							MODULE, Anti-Lock Brake System
14	05290147AA	1							TUBE, BrakeRight Front
15	05290081AA	1							TUBE, Brake, Master Cylinder to ABS
16	05290082AA	1							TUBE, Brake, Rear Brake to Module
17	06506358AA	3							TUBE, BrakeLeft Front
18	05264880AA	3							TUBE, Brake, Master Cylinder to Module
19	04683556	2							SCREW, Shoulder, ICU to Bracket
20	05290248AA	2							ISOLATOR, Anti Lock Brake Unit
21	05039000AA	2							CLIP, TubeFront, Right And Left
									SENSOR, Anti-Lock Brakes
									CLIP, Tube, Brake Line Attaching

VIPER (ZB)				
SERIES	LINE	BODY	ENGINE	TRANSMISSION
S = SPORT	D = DODGE	27 = 2-DR CONVERTIBLE	EWC = 8.3L V10 SFI Engine	DEC = 6-Speed Manual Transmission
X = SPECIAL		29 = SPECIALTY COUPE		

AR = use ase required - = Non illustrated part

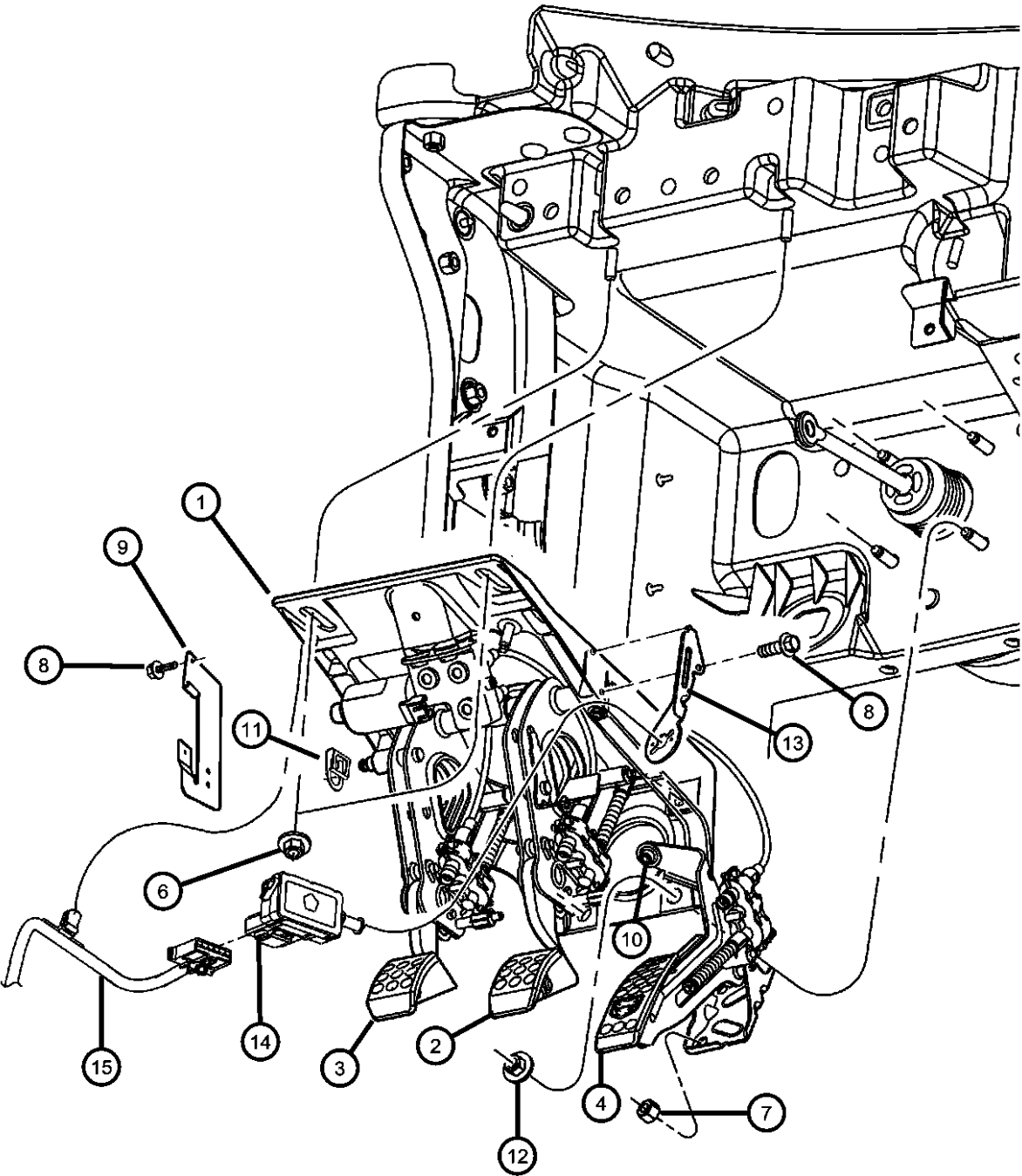
Lines and Hoses, Rear  
Figure 5-515



ITEM	PART NUMBER	QTY	LINE	SERIES	BODY	ENGINE	TRANS	TRIM	DESCRIPTION
1	05290113AA	1							HOSE, Brake
	05290112AA	1							Left
	05290112AA	1							Right
2	06100575	2							BOLT AND CONED WASHER, Hex Head, M8x25x17
									Brake Hose To Frame
3	J4200303	8							WASHER, Brake Hose
4	06505801AA	4							BOLT, Banjo
5	05290857AA	1							TUBE, Brake
6	04683653	2							CLIP, Tube
7	00154910AA	2							SCREW, Clip Attaching Rear Tube
8	05290103AC	1							TUBE, Brake
9	05085043AA	5							CLIP, Fuel Bundle
10	05290952AA	2							SENSOR, Anti-Lock Brakes
11	06101630	2							SCREW

VIPER (ZB)					
SERIES	LINE	BODY	ENGINE	TRANSMISSION	
S = SPORT	D = DODGE	27 = 2-DR CONVERTIBLE	EWC = 8.3L V10 SFI Engine	DEC = 6-Speed Manual Transmission	
X = SPECIAL		29 = SPECIALTY COUPE			

Pedal, Brake  
Figure 5-610



ITEM	PART NUMBER	QTY	LINE	SERIES	BODY	ENGINE	TRANS	TRIM	DESCRIPTION
1	05290890AG	1							PEDAL ASSEMBLY, Adjustable
2	05102045AB	1							PAD, Brake Pedal
3	05102046AB	1							PAD, Clutch Pedal
4	05102047AA	1							PAD, Accelerator Pedal
-5	56042387	1							SWITCH, Electric Pedal Adjust
6	06101446	2							NUT AND WASHER, Pedal Sled to FOD
7	J4003909	4							NUT, Hex Flange With Serration, Pedal Sled to Booster
8	06505300AA	1							SCREW
9	05029211AC	1							BRACKET, Wiring Harness
10	04306150	1							ISOLATOR, Throttle Cable
11	04294036	1							CLIPMaster Cylinder Push Rod
12	06101447	2							NUT AND WASHER, M6x1.00Accelerator Pedal Mounting
13	05029206AB	1							BRACKET, Stop Lamp Switch
14	05083344AA	1							SWITCH PACKAGE, Stop Lamp
15	05083344AA	1							WIRING, Instrument Panel, See Electrical Group 008, (NOT SERVICED)

VIPER (ZB)					
SERIES	LINE	BODY	ENGINE	TRANSMISSION	
S = SPORT	D = DODGE	27 = 2-DR CONVERTIBLE	EWC = 8.3L V10 SFI Engine	DEC = 6-Speed Manual Transmission	
X = SPECIAL		29 = SPECIALTY COUPE			

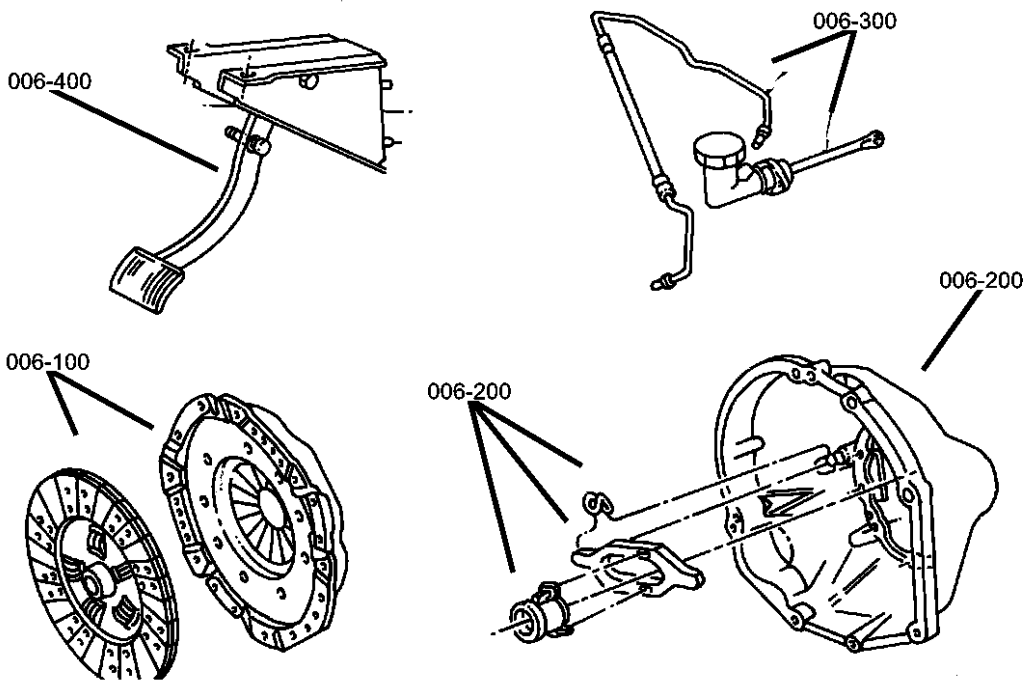
AR = use ase required - = Non illustrated part

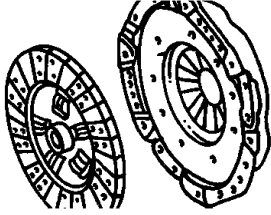
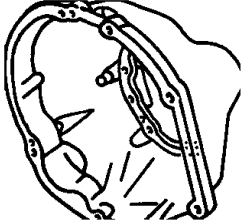
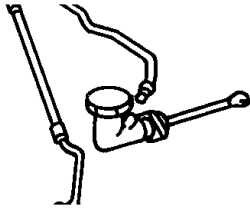
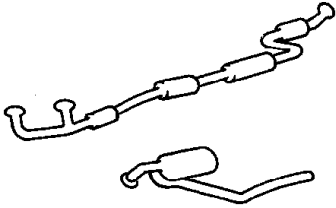
# Group - 6

## Clutch

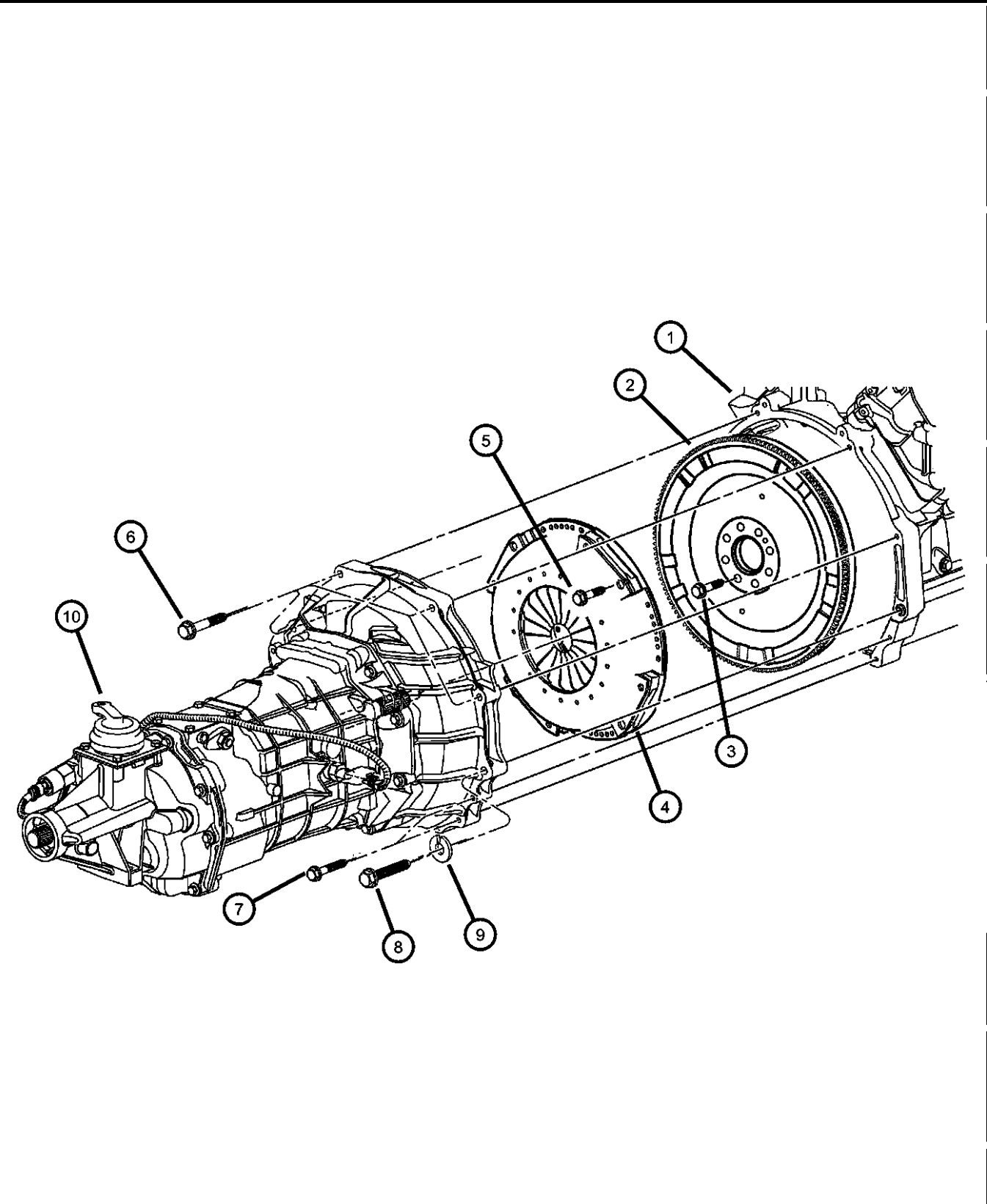
### Group - 6 Clutch

Illustration Title	Group-Fig. No.
<b>Clutch</b> Clutch .....	Fig. 6 - 110
<b>Clutch Housing</b> Cylinder Assembly, Clutch Housing & Concentric Slave .....	Fig. 6 - 210
<b>Clutch Controls</b> Clutch Actuation System.....	Fig. 6 - 310
<b>Clutch Pedals</b> Clutch Pedal .....	Fig. 6 - 410



<b>006-100</b> Clutch	<b>006-200</b> Clutch Housing	<b>006-300</b> Clutch Controls	<b>006-400</b> Clutch Pedals
			

Clutch  
Figure 6-110



ITEM	PART NUMBER	QTY	LINE	SERIES	BODY	ENGINE	TRANS	TRIM	DESCRIPTION
------	----------------	-----	------	--------	------	--------	-------	------	-------------

NOTE:  
Sales Codes:  
[EWC]=8.3L V-10 Engine

1	05083344AA	1							ENGINE, Complete, See Engine Group, (NOT SERVICED)
2	05037226AB	1				EWC			FLYWHEEL
3	06036617AA	8				EWC			BOLT, Flexplate
4	04848708AF	1				EWC			PLATE, Clutch Pressure
5	06036611AA	8				EWC			BOLT, Clutch Assembly To Flywheel
6	06035470	4							SCREW, Transmission To Block - Top Only
7	00154927AA	4							SCREW, Transmission To Block
8	06036621AA	2							SCREW, Hex Head, .437-14x2.75, Transmission To Engine Dowels
9	06036621AA	2							WASHER, Flat, (NOT SERVICED)
10	06036621AA	2							TRANSMISSION, 6 speed, See Transmission Group, (NOT SERVICED)

VIPER (ZB)									
SERIES	LINE			BODY		ENGINE		TRANSMISSION	
S = SPORT	D = DODGE			27 = 2-DR CONVERTIBLE		EWC = 8.3L V10 SFI Engine		DEC = 6-Speed Manual Transmission	
X = SPECIAL				29 = SPECIALTY COUPE					

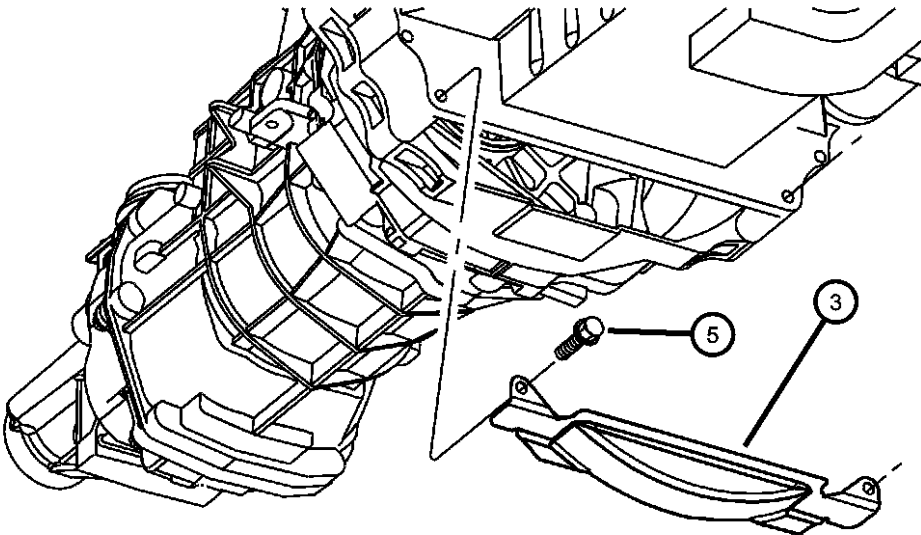
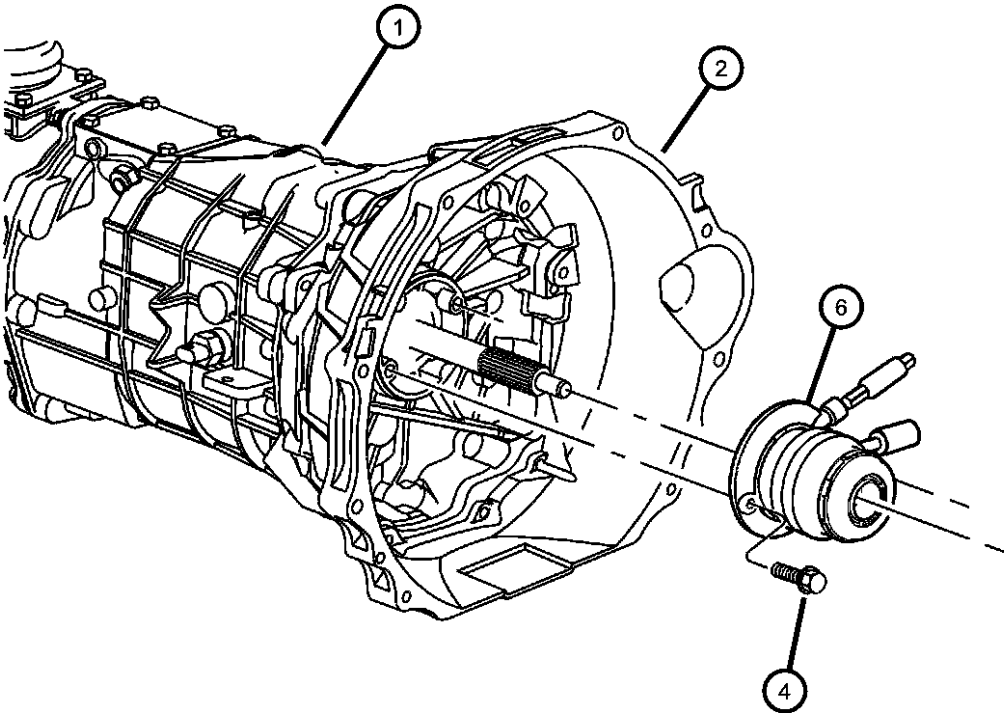
AR = use ase required - = Non illustrated part

Cylinder Assembly, Clutch Housing & Concentric Slave  
Figure 6-210

ITEM	PART NUMBER	QTY	LINE	SERIES	BODY	ENGINE	TRANS	TRIM	DESCRIPTION
------	-------------	-----	------	--------	------	--------	-------	------	-------------

NOTE:  
Sales Code:  
[DEC]=6 Speed Manual Transmission

1	06036621AA	2							TRANSMISSION, See Transmission Group, (NOT SERVICED)
2	05093034AA	1					DEC		HOUSING, Clutch
3	05037330AD	1							COVER, Transmission Dust
4	06100296	2							BOLT, Hex Head
5	06035666	2							SCREW, Hex Flange Head, .25-20x1.00
6	05037357AA	1							CYLINDER, Clutch Slave



VIPER (ZB)									
SERIES	LINE	BODY	ENGINE	TRANSMISSION					
S = SPORT	D = DODGE	27 = 2-DR CONVERTIBLE	EWC = 8.3L V10 SFI Engine	DEC = 6-Speed Manual Transmission					
X = SPECIAL		29 = SPECIALTY COUPE							

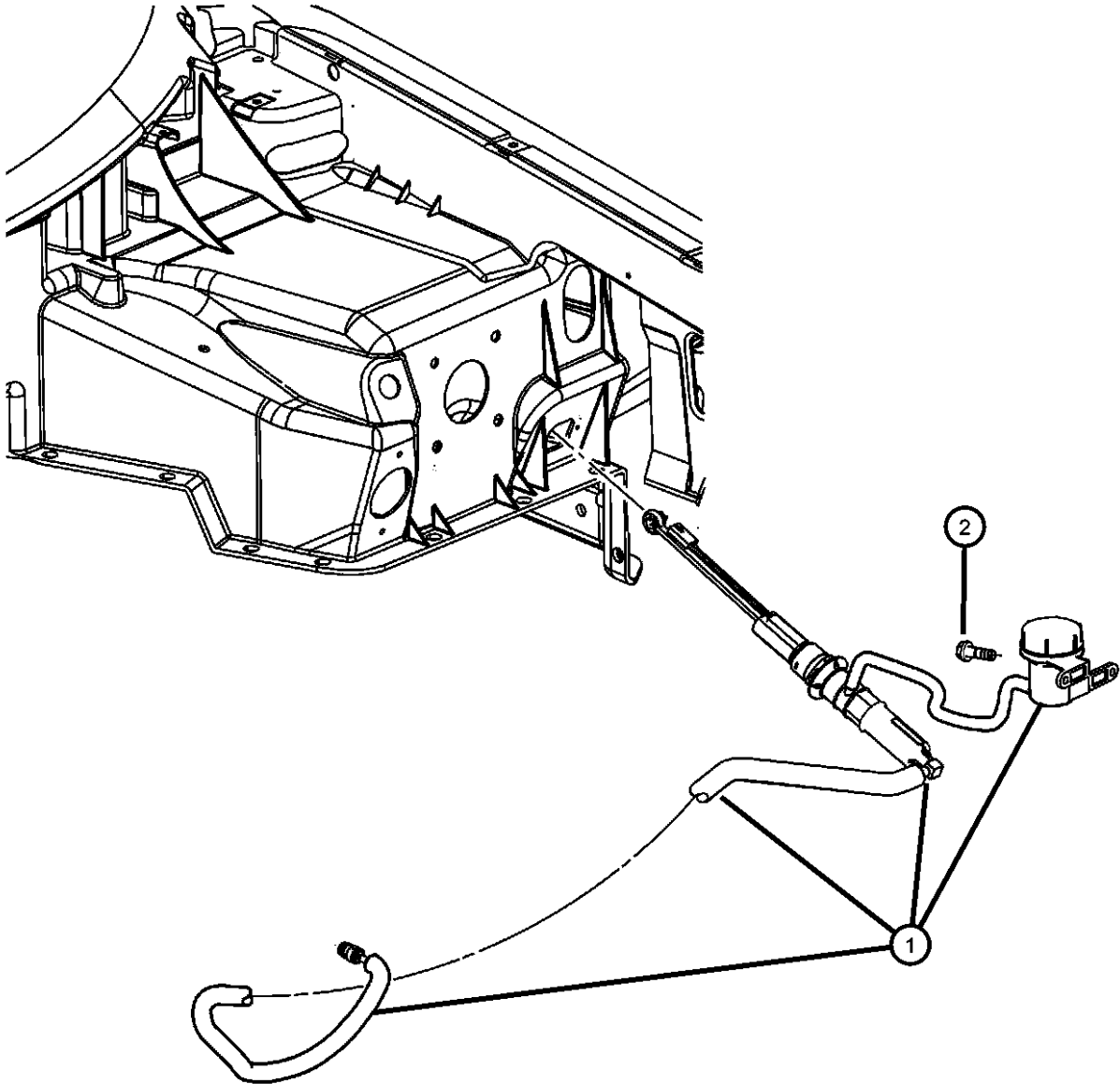
AR = use ase required - = Non illustrated part

Clutch Actuation System  
Figure 6-310

ITEM	PART NUMBER	QTY	LINE	SERIES	BODY	ENGINE	TRANS	TRIM	DESCRIPTION
------	----------------	-----	------	--------	------	--------	-------	------	-------------

NOTE:Clutch Interlock Switch Serviced With Hydraulic Actuator

1	04642666AD	1							ACTUATOR, Hydraulic Clutch, Clutch Interlock Switch Serviced With Hydraulic Actuator SCREW AND WASHER, M5X.80X20.00
2	06101650	2							

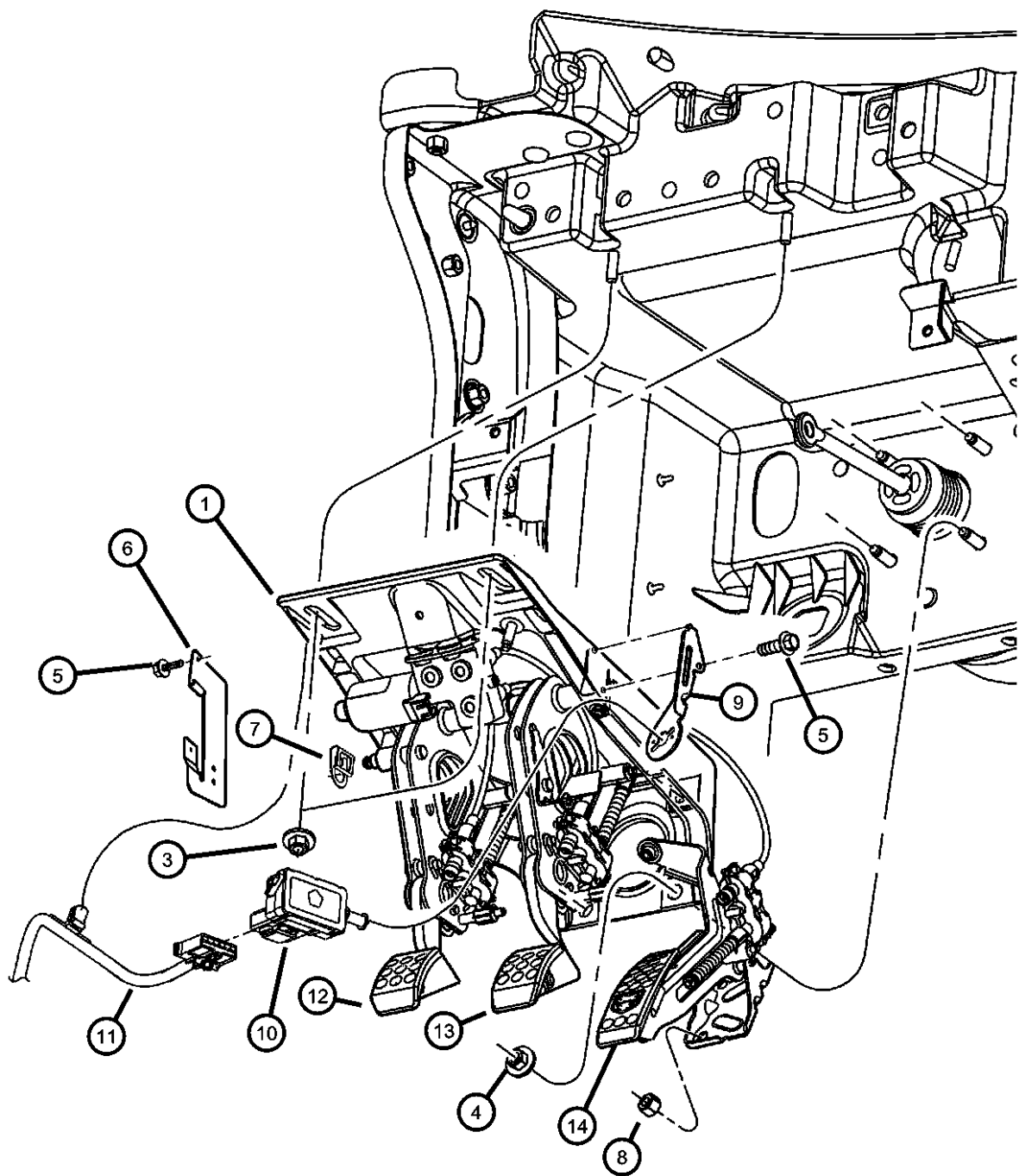


VIPER (ZB)				
SERIES	LINE	BODY	ENGINE	TRANSMISSION
S = SPORT	D = DODGE	27 = 2-DR CONVERTIBLE	EWC = 8.3L V10 SFI Engine	DEC = 6-Speed Manual Transmission
X = SPECIAL		29 = SPECIALTY COUPE		

AR = use ase required - = Non illustrated part



Clutch Pedal  
Figure 6-410



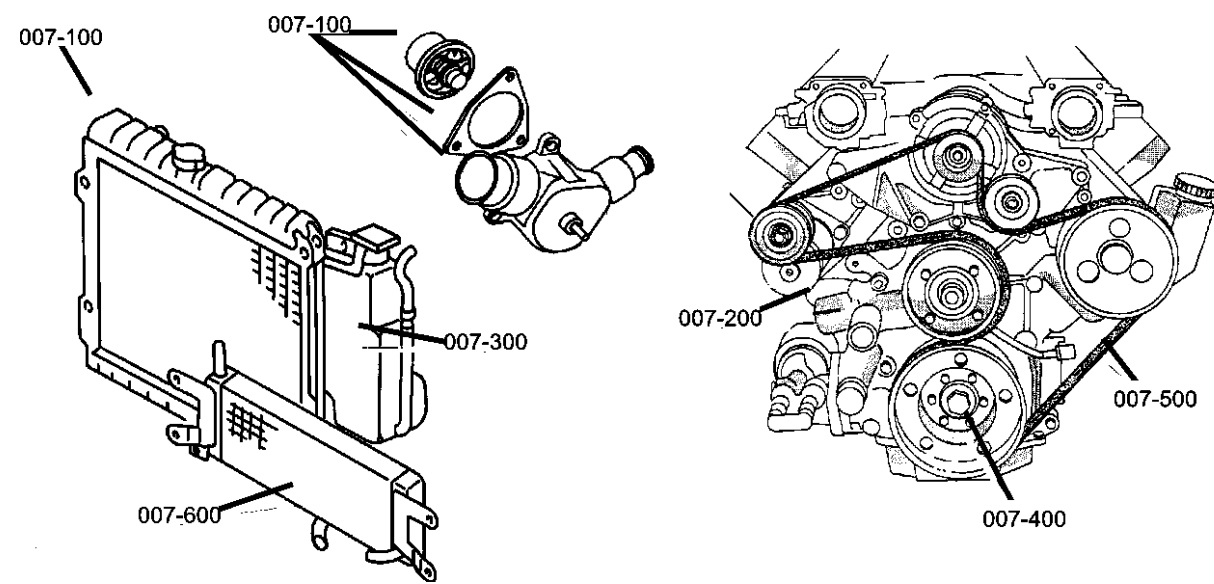
ITEM	PART NUMBER	QTY	LINE	SERIES	BODY	ENGINE	TRANS	TRIM	DESCRIPTION
1	05290890AG	1							PEDAL ASSEMBLY, Adjustable
-2	56042387	1							SWITCH, Electrical Pedal Adjust
3	06101446	1							NUT AND WASHER
4	J4003909	4							NUT, Hex Flange With Serration
5	J4003909	4							SCREW, [M5X0.8X10.00], (NOT SERVICED)
6	05029211AC	1							BRACKET, Wiring Harness, After [08/11/03]
7	04294036	1							CLIP
8	06101446	1							NUT AND WASHER
9	05029206AB	1							BRACKET, Stop Lamp Switch
10	05083344AA	1							SWITCH PACKAGE, Stop Lamp
11	05083344AA	1							WIRING, Instrument Panel, See Electrical Group, (NOT SERVICED)
12	05102046AB	1							PAD, Clutch Pedal
13	05102045AB	1							PAD, Brake Pedal
14	05102047AA	1							PAD, Accelerator Pedal

VIPER (ZB)				
SERIES	LINE	BODY	ENGINE	TRANSMISSION
S = SPORT	D = DODGE	27 = 2-DR CONVERTIBLE	EWC = 8.3L V10 SFI Engine	DEC = 6-Speed Manual Transmission
X = SPECIAL		29 = SPECIALTY COUPE		

AR = use ase required - = Non illustrated part

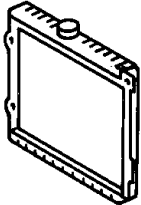

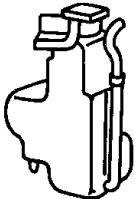

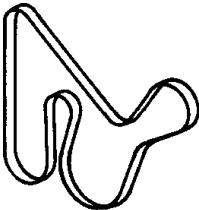
# Group - 7

## Cooling

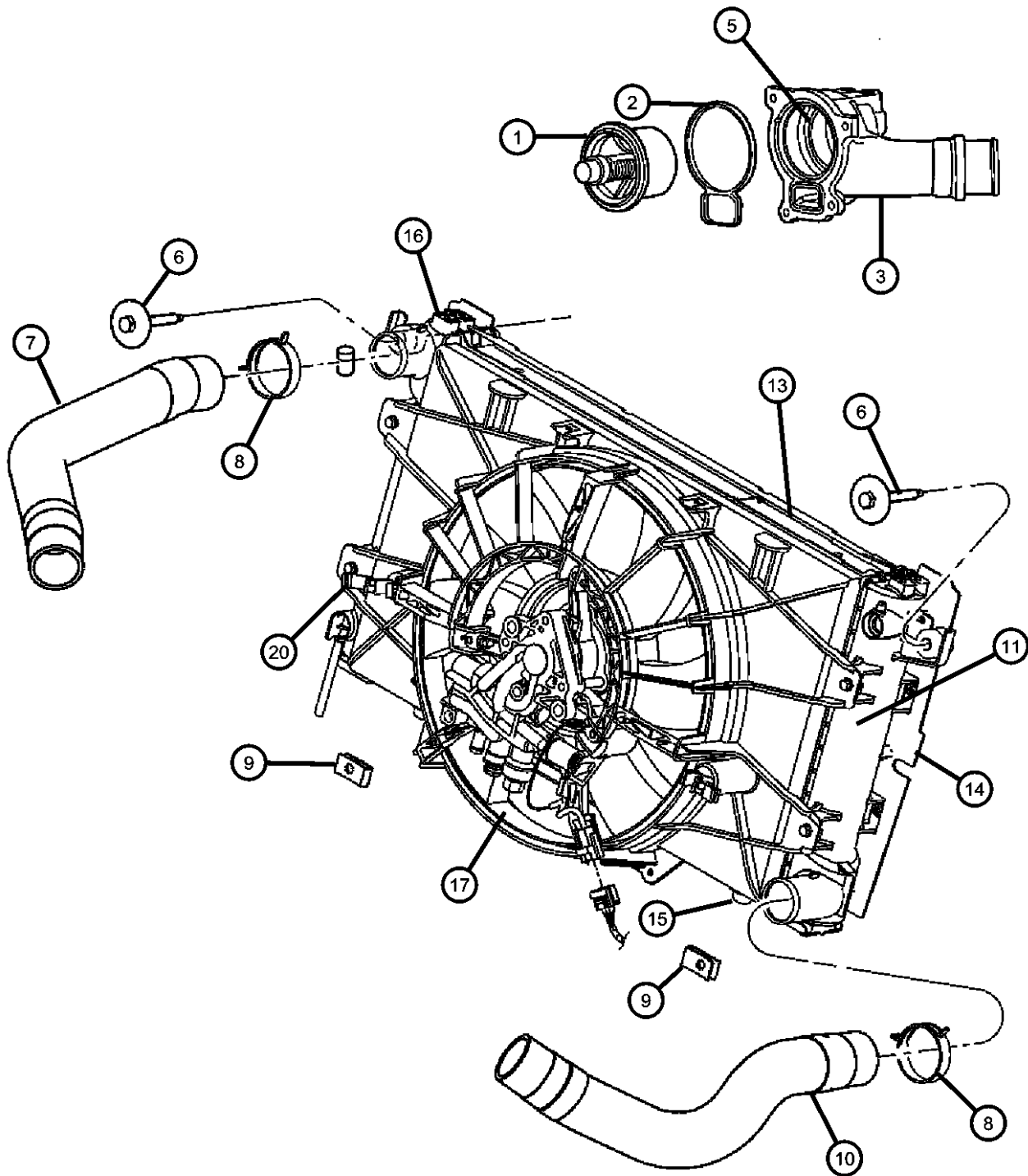


### Group - 7 Cooling

Illustration Title	Group-Fig. No.
<b>Radiator and Related Parts</b>	
Radiator and Related Parts.....	Fig. 7 - 110
Radiator Air Baffles .....	Fig. 7 - 120
<b>Water Pump and Related Parts</b>	
Water Pump and Related Parts .....	Fig. 7 - 210
<b>Tank, Coolant Engine</b>	
Coolant Reserve and Pressurized Coolant Tank .....	Fig. 7 - 310
<b>Pulleys and Related Parts</b>	
Pulleys, Drive .....	Fig. 7 - 410
<b>Drive Belts</b>	
Belts, Drive .....	Fig. 7 - 510

<b>007-100</b> Radiator and Related Parts 	<b>007-200</b> Water Pump and Related Parts 	<b>007-300</b> Tank, Coolant Engine 	<b>007-400</b> Pulleys and Related Parts 
<b>007-500</b> Drive Belts 			

Radiator and Related Parts  
Figure 7-110

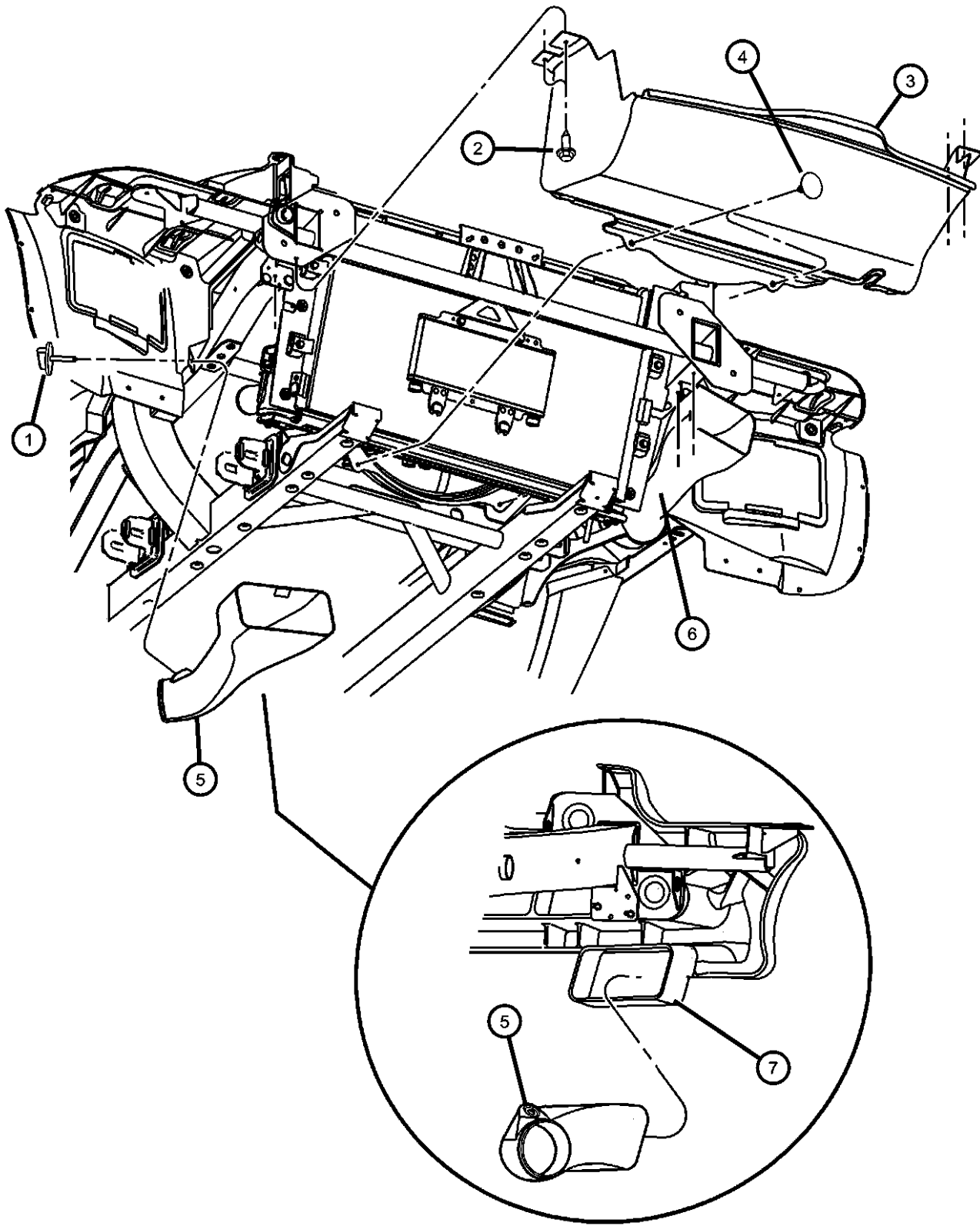


ITEM	PART NUMBER	QTY	LINE	SERIES	BODY	ENGINE	TRANS	TRIM	DESCRIPTION
NOTE: Sales Codes: [EWC] = 8.3L V10 SFI									
1	05037344AA	1				EWC			THERMOSTAT, 185 Degrees
2	05037173AA	1				EWC			GASKET, Thermostat
3	05037174AD	1				EWC			HOUSING, Thermostat
-4	06035666	4				EWC			SCREW, Hex Flange Head, .25-20x1.00, Housing to Block
5	05245236	1				EWC			SEAL, Thermostsat By Pass
6	06508012AA	2							BOLT
7	05264985AA	1							HOSE, Radiator Inlet
8	52006750	2							CLAMP, Radiator
9	06101308	2							NUT, U, M6x1.00
10	05264986AB	1							HOSE, Radiator Outlet
11	05264994AC	1							RADIATOR, Engine Cooling
-12	52029087AA	1							DRAINCOCK, Radiator
13	05290670AB	1							SEAL, Radiator Upper
14	05290670AB	1							SEAL, Radiator Side, Serviced with Radiator, (NOT SERVICED)
15	04809071	2							ISOLATOR, Radiator, Lower
16	52027827	2							ISOLATOR, Radiator, Upper
17	05290099AD	1							FAN MODULE, Radiator Cooling
-18	00153355	2							U-NUT, .25-20
-19	06504118	8							U-NUT, M6 x 1.00, M6x1.00, Air Cleaner to Shroud
20	52079929AB	1							CLIP, Line

VIPER (ZB)				
SERIES	LINE	BODY	ENGINE	TRANSMISSION
S = SPORT	D = DODGE	27 = 2-DR CONVERTIBLE	EWC = 8.3L V10 SFI Engine	DEC = 6-Speed Manual Transmission
X = SPECIAL		29 = SPECIALTY COUPE		

AR = use ase required - = Non illustrated part

Radiator Air Baffles  
Figure 7-120

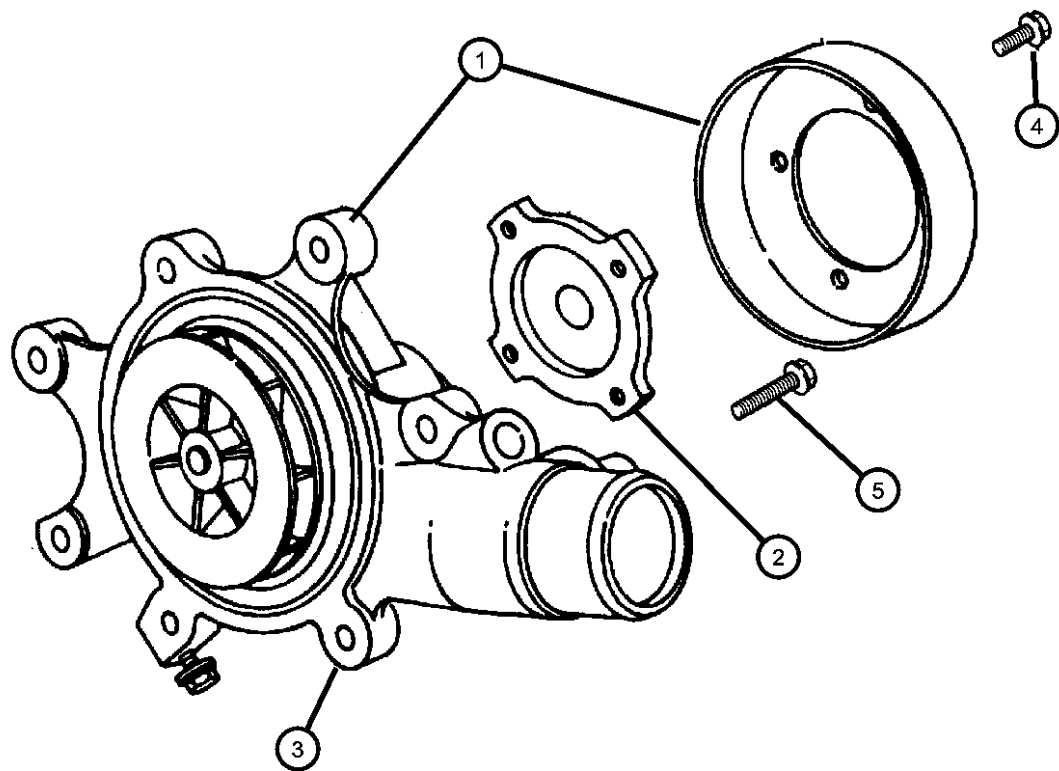


ITEM	PART NUMBER	QTY	LINE	SERIES	BODY	ENGINE	TRANS	TRIM	DESCRIPTION
1	04708180	2							SCREW, Splash Shield
2	06506504AA	4							SCREW TAPPING & WASHER, Hex Head, Type AB Flat Washer
3	05290668AB	1							BAFFLE, Radiator Air
4	06501067	2							PIN, Push, M6.3x20.5
5	05264984AA	1							DUCT, Air, Brake Cooling - Rt.
6	05264983AA	1							DUCT, Air, Brake Cooling - Lt.
7	05029154AB	1							FASCIA, Front, Primed

VIPER (ZB)								
SERIES	LINE		BODY		ENGINE		TRANSMISSION	
S = SPORT	D = DODGE		27 = 2-DR CONVERTIBLE		EWC = 8.3L V10 SFI Engine		DEC = 6-Speed Manual Transmission	
X = SPECIAL			29 = SPECIALTY COUPE					

AR = use ase required - = Non illustrated part

Water Pump and Related Parts  
Figure 7-210



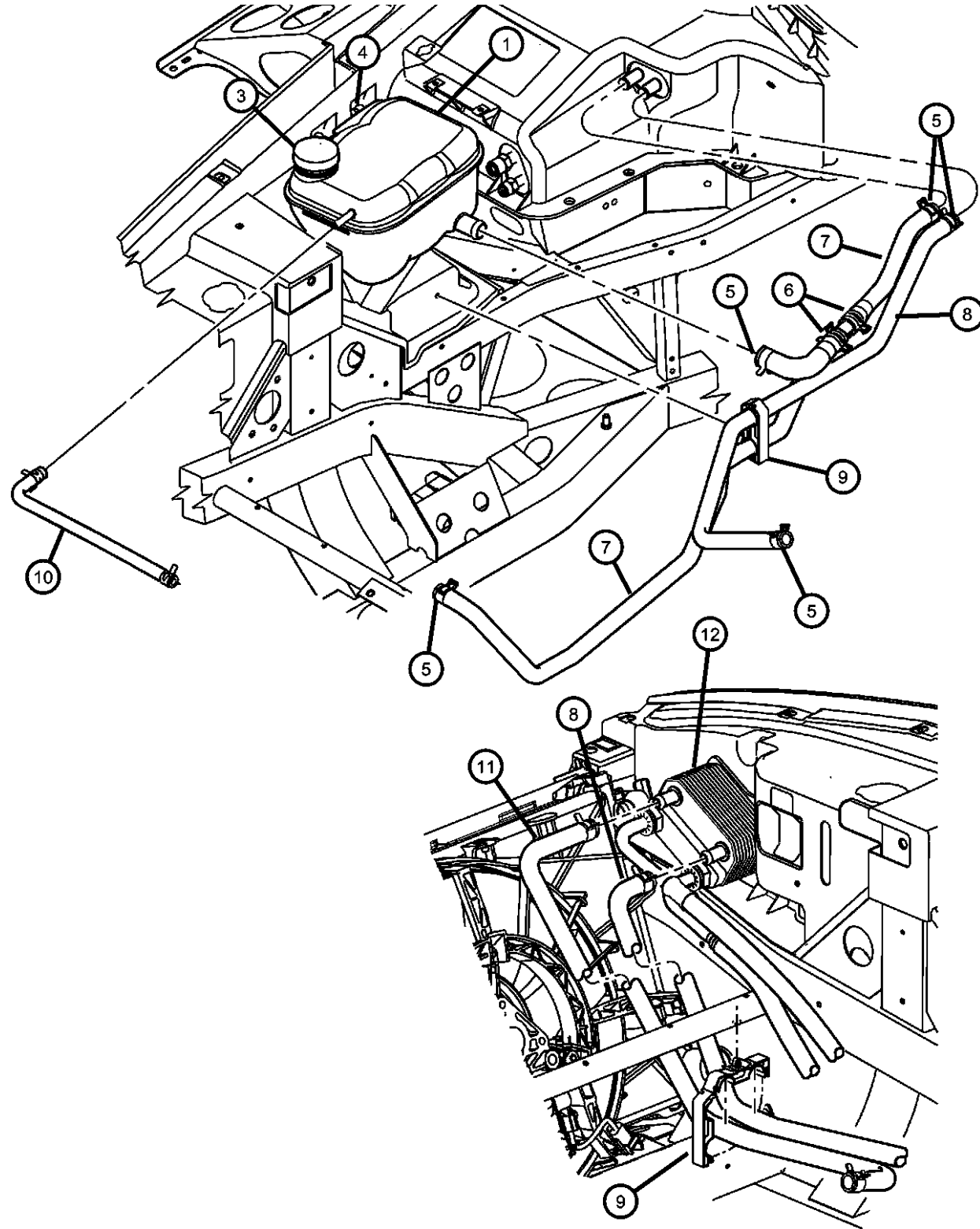
ITEM	PART NUMBER	QTY	LINE	SERIES	BODY	ENGINE	TRANS	TRIM	DESCRIPTION
------	-------------	-----	------	--------	------	--------	-------	------	-------------

NOTE: Sales Codes:  
[EWC] = 8.3L V10 SFI

1	05037164AC	1				EWC			PUMP, Water, With Pulley
2	05037164AC	1							HUB, Water Pump Pulley, (NOT SERVICED)
3	05037171AB	1				EWC			GASKET, Water Pump
4	06034530	6				EWC			SCREW, Hex Head, .312-18x.75
5	00154935AA	1				EWC			SCREW, SCREW

VIPER (ZB)								
SERIES	LINE		BODY		ENGINE		TRANSMISSION	
S = SPORT	D = DODGE		27 = 2-DR CONVERTIBLE		EWC = 8.3L V10 SFI Engine		DEC = 6-Speed Manual Transmission	
X = SPECIAL			29 = SPECIALTY COUPE					

# Coolant Reserve and Pressurized Coolant Tank Figure 7-310



ITEM	PART NUMBER	QTY	LINE	SERIES	BODY	ENGINE	TRANS	TRIM	DESCRIPTION
NOTE: Sales Codes: [EWC] = 8.3L V10 SFI									
1	05043002AA	1							BOTTLE, Pressurized Coolant
-2	04266423	1							HOSE, Overflow, Roll Stock
3	04596198	1							CAP, Radiator
4	06507008AA	3							SCREW AND WASHER, Truss Head, M6x1x30
5	06503422	2							CLAMP, Supply Hose, 26 mm Diameter
6	06502018	2				EWC			CLAMP, Hose, M28.9 x 1.60
7	05037987AD	1							HOSE, Heater Return
8	05264929AC	1							HOSE, Heater Supply
9	05290217AA	1							CLIP, Heater Hose
10	05264931AB	1							HOSE, Coolant Bottle Inlet
11	05290218AC	1							HOSE, Oil Cooler Return
12	05290014AD	1							COOLER, Engine Oil

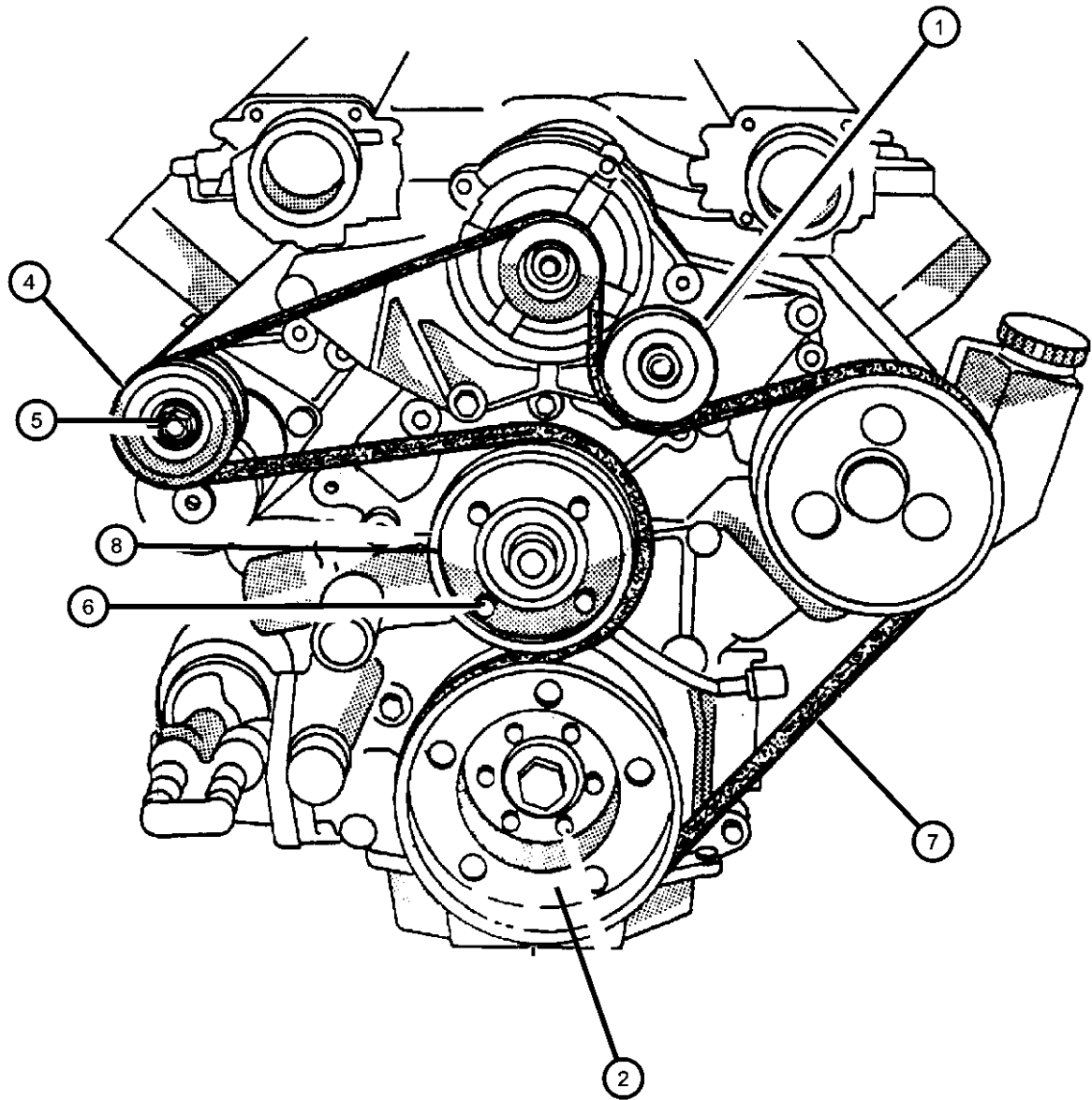
## VIPER (ZB)

SERIES	LINE	BODY	ENGINE	TRANSMISSION
S = SPORT	D = DODGE	27 = 2-DR CONVERTIBLE	EWC = 8.3L V10 SFI Engine	DEC = 6-Speed Manual Transmission
X = SPECIAL		29 = SPECIALTY COUPE		

AR = use ase required - = Non illustrated part

2006 ZB

Pulleys, Drive  
Figure 7-410



ITEM	PART NUMBER	QTY	LINE	SERIES	BODY	ENGINE	TRANS	TRIM	DESCRIPTION
------	----------------	-----	------	--------	------	--------	-------	------	-------------

NOTE: Sales Codes: [EWC] = 8.3L V10 SFI									
1	04792581AB	1				EWC			PULLEY, Idler
2	05037204AA	1				EWC			PULLEY, Crankshaft
-3	33002201	1				EWC			BUSHING, Idler Pulley
4	05086500AA	1				EWC			TENSIONER PACKAGE, Belt
5	06502135	1				EWC			NUT, Hex Flange, M10x1.5
6	06034530	6				EWC			SCREW, Hex Head, .312-18x.75
7	05037206AD	1				EWC			BELT, Accessory Drive
8	05037164AC	1				EWC			PUMP, Water

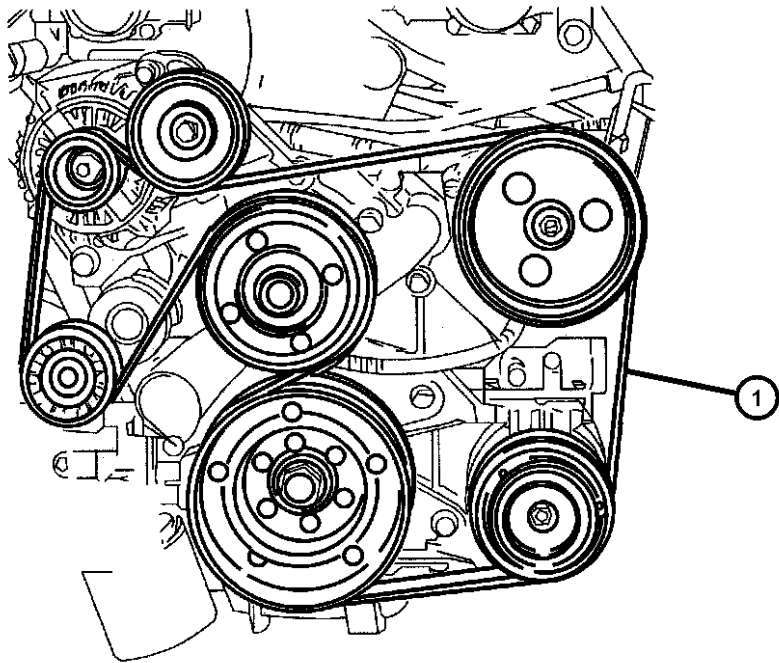
VIPER (ZB)								
SERIES	LINE	BODY	ENGINE	TRANSMISSION				
S = SPORT	D = DODGE	27 = 2-DR CONVERTIBLE	EWC = 8.3L V10 SFI Engine	DEC = 6-Speed Manual Transmission				
X = SPECIAL		29 = SPECIALTY COUPE						

Belts, Drive  
Figure 7-510

ITEM	PART NUMBER	QTY	LINE	SERIES	BODY	ENGINE	TRANS	TRIM	DESCRIPTION
------	----------------	-----	------	--------	------	--------	-------	------	-------------

NOTE: Sales Codes:  
[EWC] = 8.3L V10 SFI

1	05037206AD	1				EWC			BELT, Accessory Drive
---	------------	---	--	--	--	-----	--	--	-----------------------

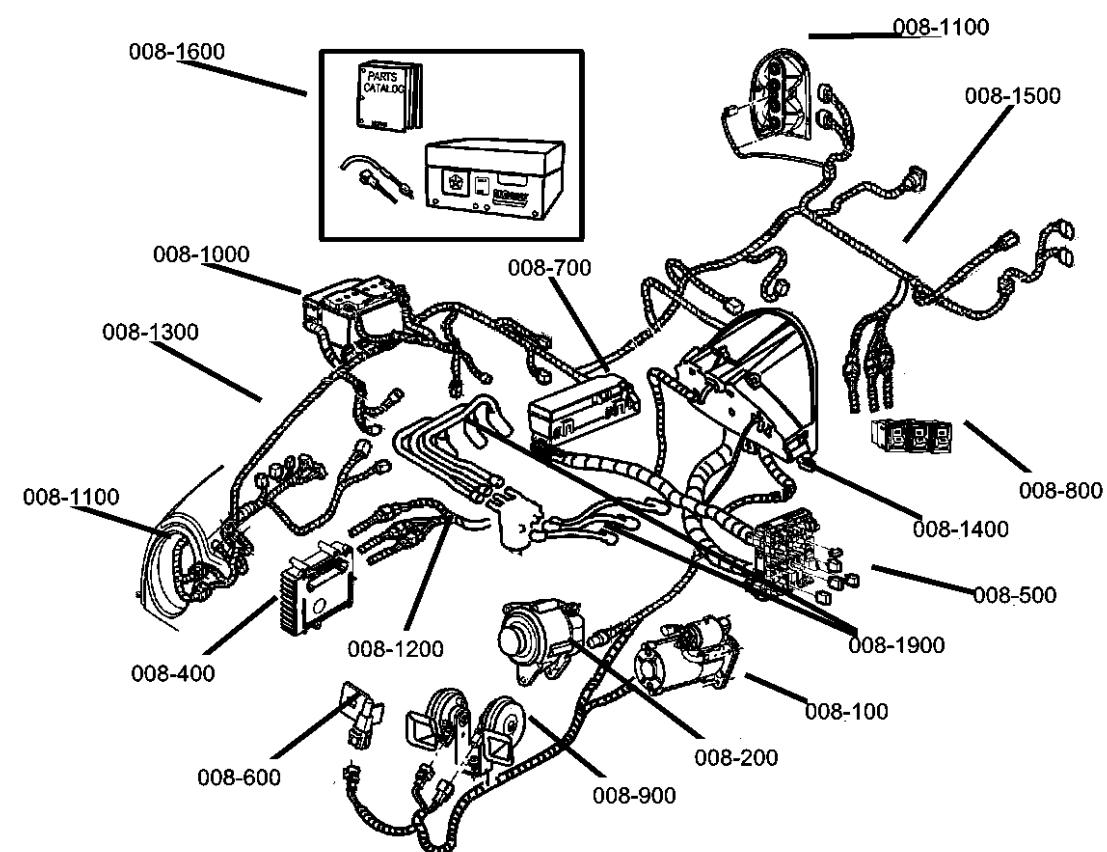



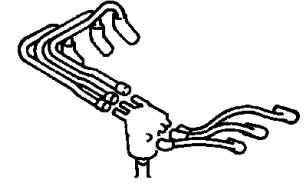
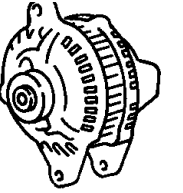
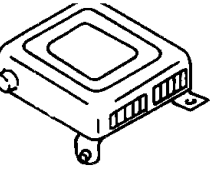
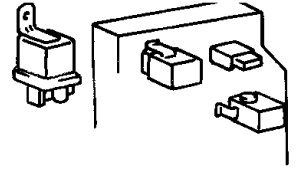
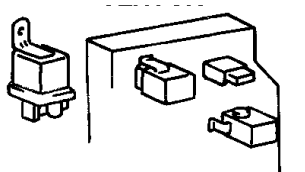

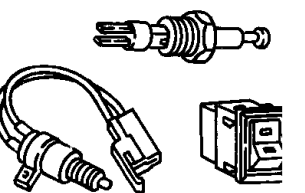
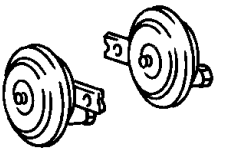
VIPER (ZB)					
SERIES	LINE	BODY	ENGINE	TRANSMISSION	
S = SPORT	D = DODGE	27 = 2-DR CONVERTIBLE	EWC = 8.3L V10 SFI Engine	DEC = 6-Speed Manual Transmission	
X = SPECIAL		29 = SPECIALTY COUPE			

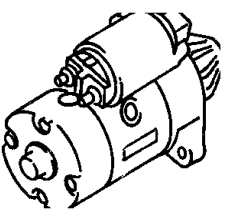
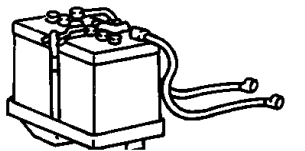


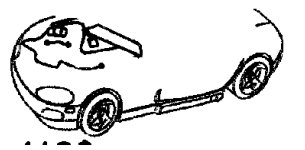




# Group - 8

## Electrical



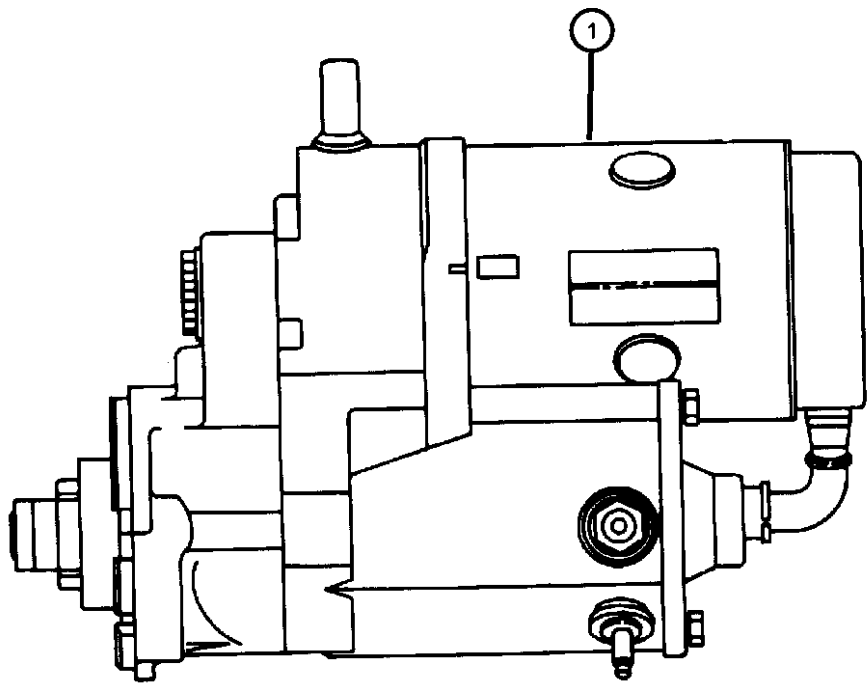
<b>008-1700</b> Air Bag System	<b>008-1900</b> Spark Plugs-Cables-Coils	<b>008-200</b> Alternators	<b>008-400</b> Modules
			
<b>008-500</b> Relays	<b>008-600</b> Sensors	<b>008-700</b> Single Board Engine Controllers	<b>008-800</b> Switches
			
<b>008-900</b> Horns			
			

<b>008-100</b> Starters	<b>008-1000</b> Battery Tray and Cables	<b>008-1100</b> Lamps - Front, Rear and Courtesy	<b>008-1200</b> Wiring-Engine & Related Parts
			
<b>008-1300</b> Wiring-Headlamp to Dash	<b>008-1400</b> Wiring-Instrument Panel	<b>008-1500</b> Wiring-Body & Accessories	<b>008-1600</b> Wiring Repair
			<b>WIRING REPAIR PKG.</b>

Group - 8 Electrical	
Illustration Title	Group-Fig. No.
<b>Starters</b>	
Starter.....	Fig. 8 - 105
<b>Alternators</b>	
Alternators .....	Fig. 8 - 205
<b>Modules</b>	
Modules.....	Fig. 8 - 405
<b>Relays</b>	
Power Distribution Center, [Relays, and Fuses] .....	Fig. 8 - 505
<b>Sensors</b>	
Sensors, Power Train .....	Fig. 8 - 605
Sensors, Body .....	Fig. 8 - 610
<b>Single Board Engine Controllers</b>	
Single Board Controllers.....	Fig. 8 - 705
<b>Switches</b>	
Switches Instrument Panel and Console .....	Fig. 8 - 805
Switches Drivetrain.....	Fig. 8 - 810
Switches Body.....	Fig. 8 - 815
<b>Horns</b>	
Horns.....	Fig. 8 - 905
<b>Battery Tray and Cables</b>	
Battery Tray and Cables .....	Fig. 8 - 1005
<b>Lamps - Front, Rear and Courtesy</b>	
Lamps and Wiring - Front.....	Fig. 8 - 1105
Lamps and Wiring - Rear .....	Fig. 8 - 1110
Courtesy Lamps.....	Fig. 8 - 1115
Bulbs .....	Fig. 8 - 1120
<b>Wiring-Engine &amp; Related Parts</b>	
Wiring - Engine and Related Parts.....	Fig. 8 - 1205
Ground Straps.....	Fig. 8 - 1210
<b>Wiring-Headlamp to Dash</b>	
Wiring - Headlamp to Dash.....	Fig. 8 - 1305
<b>Wiring-Instrument Panel</b>	
Wiring - Instrument Panel.....	Fig. 8 - 1405
<b>Wiring-Body &amp; Accessories</b>	
Wiring - Body and Accessories.....	Fig. 8 - 1505
<b>Wiring Repair</b>	
Connector Repair Package.....	Fig. 8 - 1605
<b>Air Bag System</b>	
Air Bag System.....	Fig. 8 - 1705
<b>Spark Plugs-Cables-Coils</b>	
Spark Plugs - Cables - Coil.....	Fig. 8 - 1905

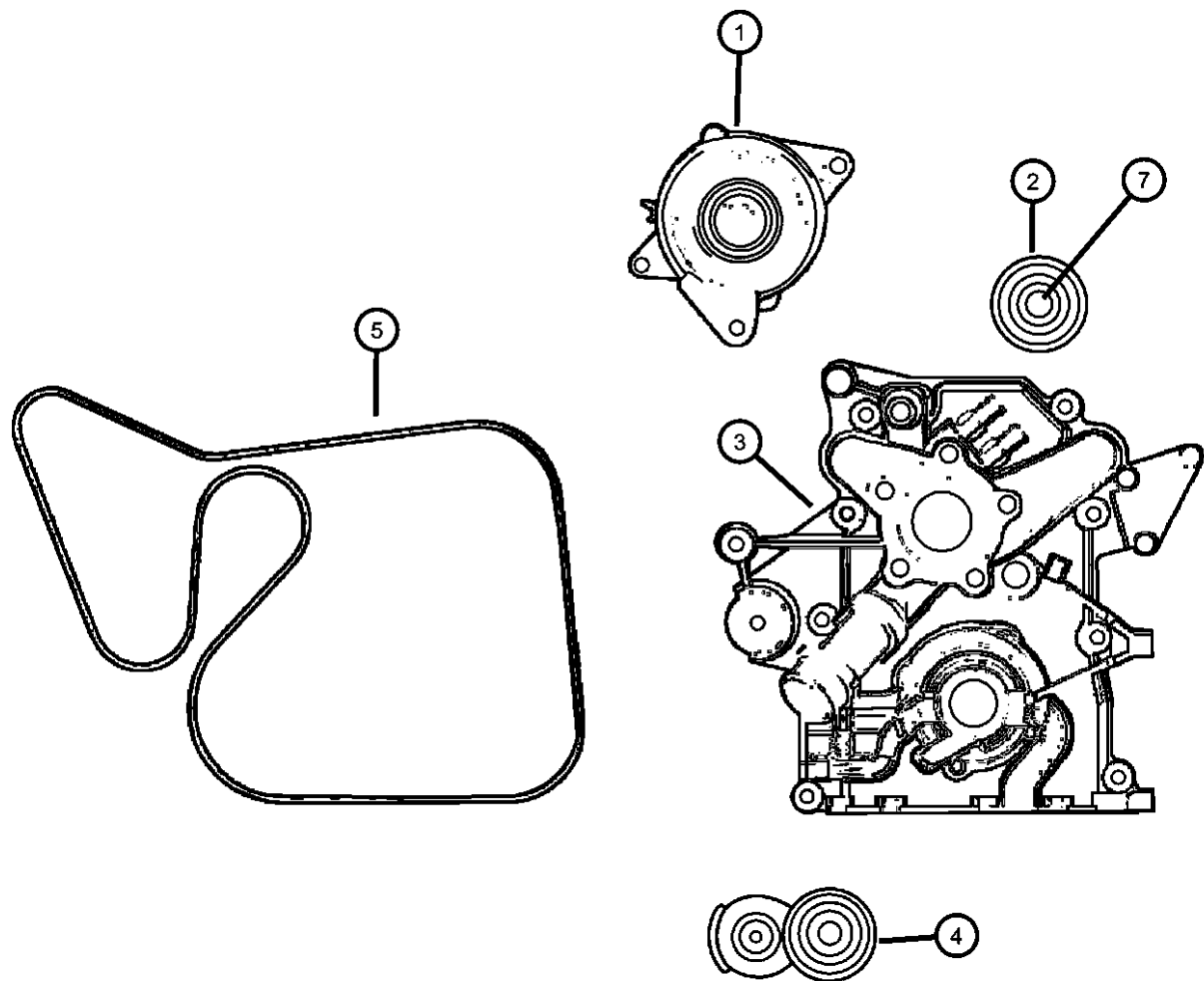
**Starter**  
**Figure 8-105**

ITEM	PART NUMBER	QTY	LINE	SERIES	BODY	ENGINE	TRANS	TRIM	DESCRIPTION
1	05037199AB	1				EWC			STARTER
-2	00154935AA	2				EWC			SCREW, SCREW, Starter mounting



<b>VIPER (ZB)</b>				
SERIES	LINE	BODY	ENGINE	TRANSMISSION
S = SPORT	D = DODGE	27 = 2-DR CONVERTIBLE	EWC = 8.3L V10 SFI Engine	DEC = 6-Speed Manual Transmission
X = SPECIAL		29 = SPECIALTY COUPE		

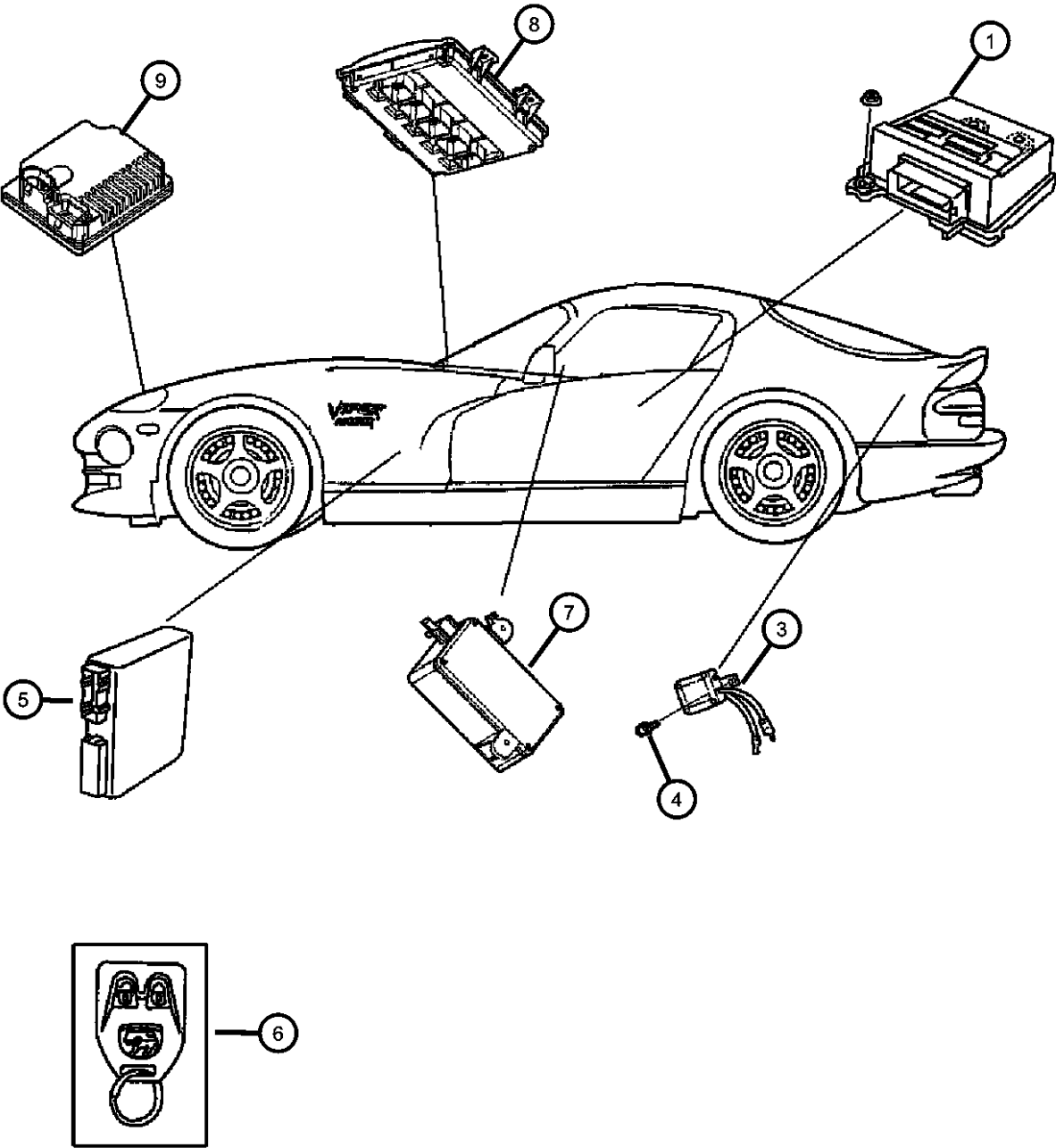
Alternators  
Figure 8-205



ITEM	PART NUMBER	QTY	LINE	SERIES	BODY	ENGINE	TRANS	TRIM	DESCRIPTION
EWB= 8.0L V10 SFI									
1	05037198AA	1				EWC			ALTERNATOR, Electrical
2	04792581AB	1				EWC			PULLEY, Idler
3	05037036AJ	1				EWC			COVER, Timing Case
4	05086500AA	1				EWC			TENSIONER PACKAGE, Belt
5	05037206AD	1				EWC			BELT, Accessory Drive
-6	00154935AA	1				EWC			SCREW, SCREW
7	33002201	1				EWC			BUSHING, Idler Pulley
-8	06506929AA	1				EWC			NUT, Hex Flange Lock, M8x1.25
-9	06505128AA	1				EWC			BOLT

VIPER (ZB)					
SERIES	LINE	BODY	ENGINE	TRANSMISSION	
S = SPORT	D = DODGE	27 = 2-DR CONVERTIBLE	EWC = 8.3L V10 SFI Engine	DEC = 6-Speed Manual Transmission	
X = SPECIAL		29 = SPECIALTY COUPE			

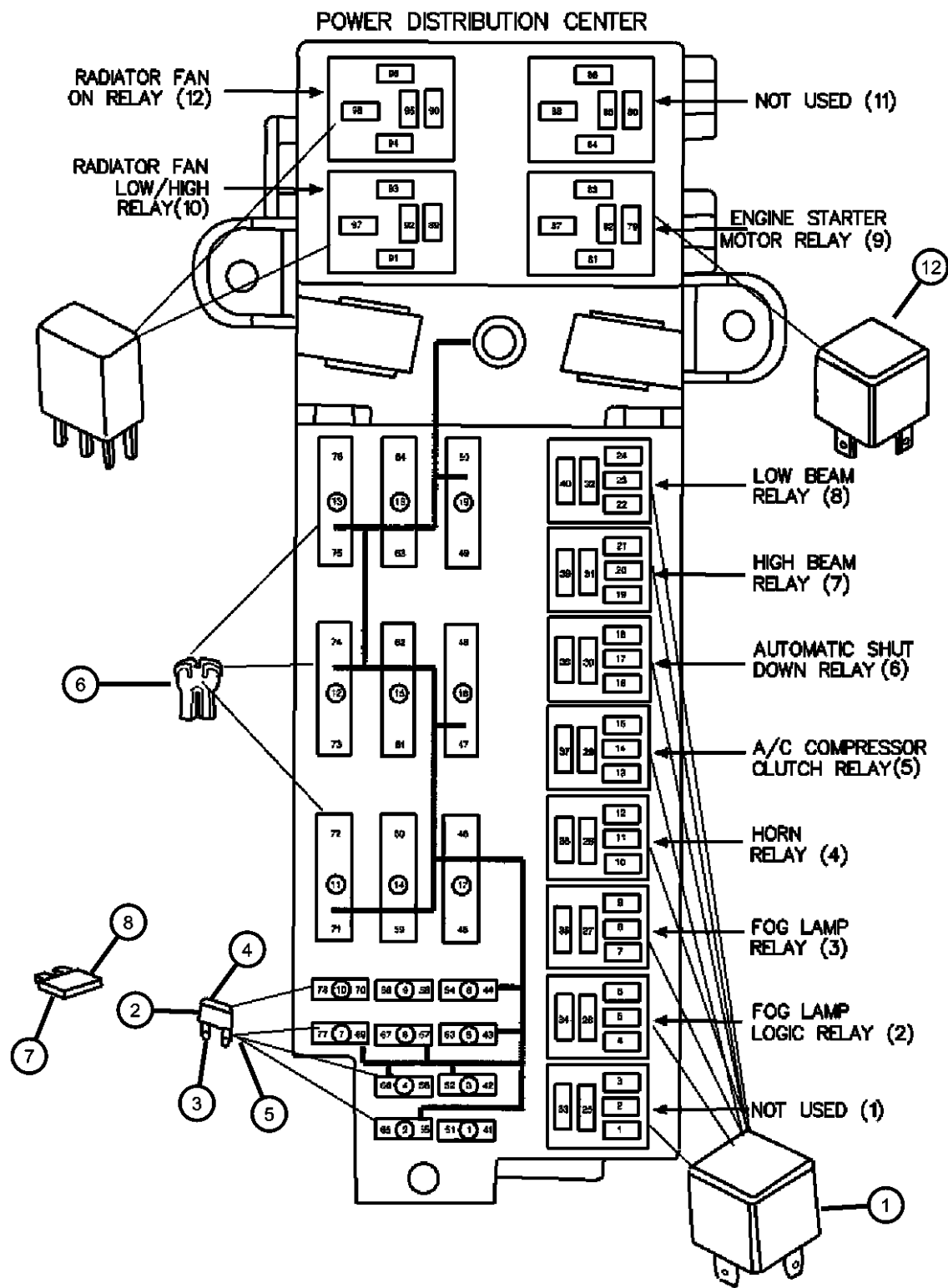
Modules  
Figure 8-405



ITEM	PART NUMBER	QTY	LINE	SERIES	BODY	ENGINE	TRANS	TRIM	DESCRIPTION
1	04865582AB	1							MODULE, Air Bag Control
-2	06102254AA	4							BOLT AND WASHER, Hex Head, M6x-1.00x55
3	04815551AC	1							MODULE, Radio Antenna
4	04815551AC	1							SCREW, Tapping, .19-16x1.75, (NOT SERVICED)
5	04686669AC	1							MODULE, Keyless Entry Receiver
6	04602260AD	2							TRANSMITTER, Keyless Entry
7	04815227AF	1							MODULE, Low Tire Pressure Warning
8	05029670AD	1							MODULE, Body Controller
9	04865944AA	1							MODULE, HID Bulb PowerpackRight or Left

VIPER (ZB)				
SERIES	LINE	BODY	ENGINE	TRANSMISSION
S = SPORT	D = DODGE	27 = 2-DR CONVERTIBLE	EWC = 8.3L V10 SFI Engine	DEC = 6-Speed Manual Transmission
X = SPECIAL		29 = SPECIALTY COUPE		

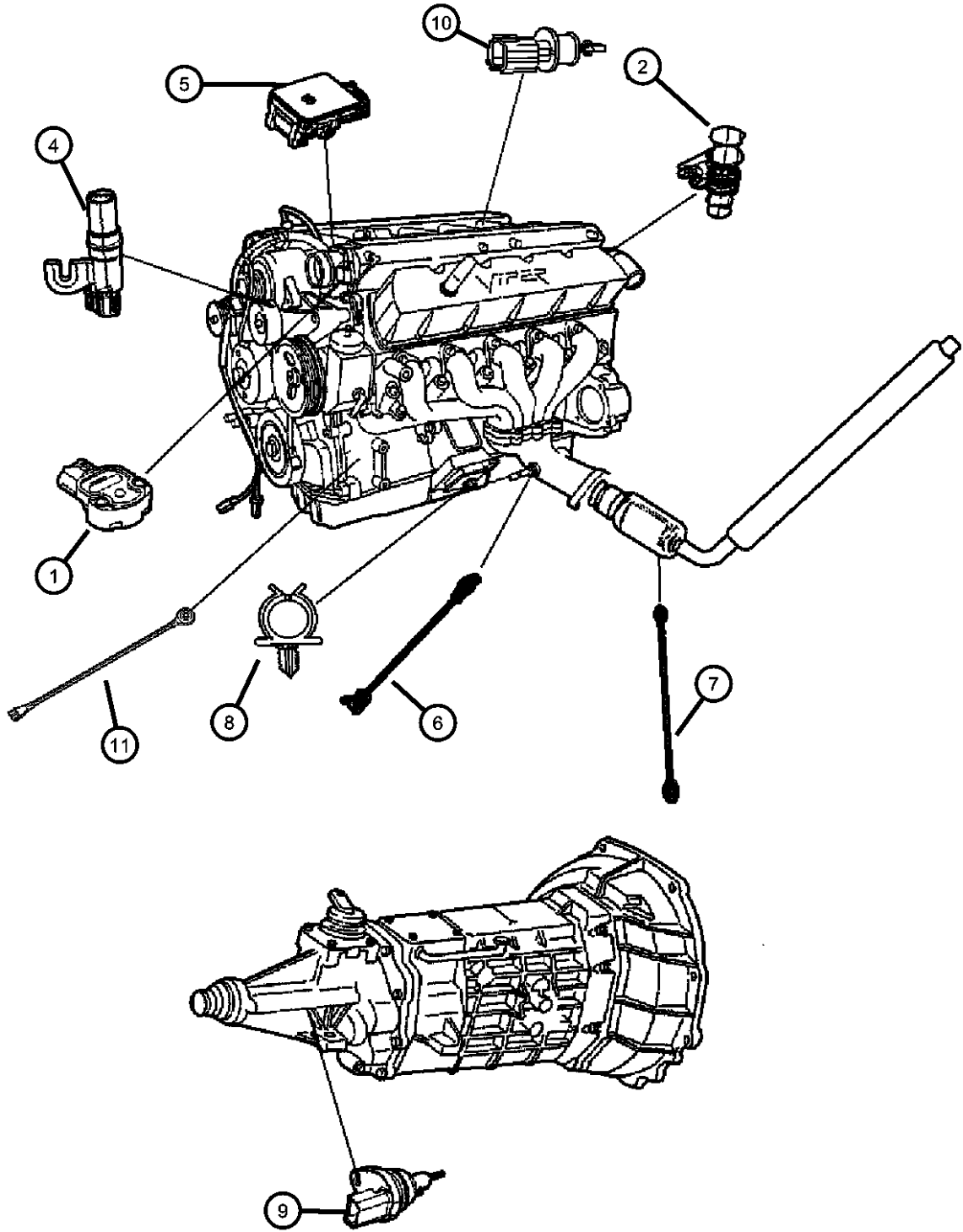
Power Distribution Center, [Relays, and Fuses]  
Figure 8-505



ITEM	PART NUMBER	QTY	LINE	SERIES	BODY	ENGINE	TRANS	TRIM	DESCRIPTION
1	05269988AA	1							RELAY, Mini
2	000ATM10	2							FUSE, Mini, 10 AMP, Red
3	000ATM15	1							FUSE, Mini, 15 AMP, Light Blue
4	000ATM20	1							FUSE, Mini, 20 AMP, Yellow
5	000ATM25	1							FUSE, Mini, 25 Amp, Natural
6	06102075AA	1							FUSE CARTRIDGE, 20 Amp
7	04868007AA	1							FUSE CARTRIDGE, 30 Amp
8	04868008AA	1							FUSE CARTRIDGE, 40 Amp
-9	06101757	2							FUSIBLE LINK
-10	05029294AD	1							BRACKET, Power Distribution Center
-11	05114019AB	1							COVER, Power Distribution Center
12	56006709	1							RELAY, Mini

VIPER (ZB)  
SERIES                      LINE                      BODY                      ENGINE                      TRANSMISSION  
S = SPORT                      D = DODGE                      27 = 2-DR CONVERTIBLE                      EWC = 8.3L V10 SFI Engine                      DEC = 6-Speed Manual Transmission  
X = SPECIAL                      29 = SPECIALTY COUPE

Sensors, Power Train  
Figure 8-605

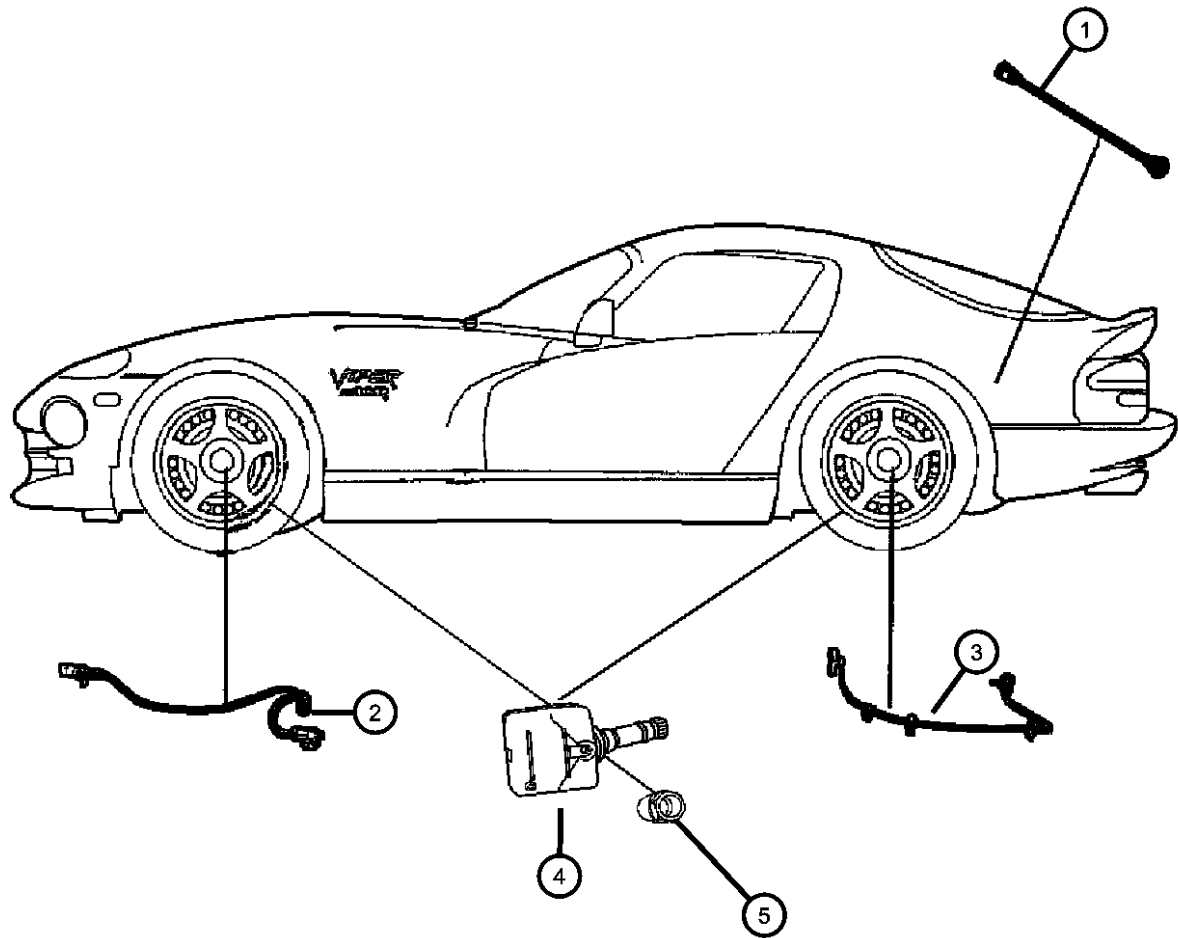


ITEM	PART NUMBER	QTY	LINE	SERIES	BODY	ENGINE	TRANS	TRIM	DESCRIPTION
EWB=8.0L V10 SFI DEC= MANUAL 6-SPEED									
1	04686360AC	1				EWC			SENSOR, Throttle Position
2	05033307AA	1				EWC			SENSOR, Crankshaft Position
-3	05037678AC	1	D		27, 29	EWC			SHIELD, Crank Position Sensor
4	05245084	1				EWC			SENSOR, Camshaft
5	04686684AA	1				EWC			SENSOR, MAP
6	56041699AA	2				EWC			SENSOR, Oxygen, Upstream
7	56041706AA	2				EWC			SENSOR, Oxygen, Downstream
8	06016152	2				EWC			CLIP
9	04848214	1					DEC		SENSOR, Vehicle Speed
10	04606487AB	1				EWC			SENSOR, Charge Air Temp
11	56028563AA	2				EWC			SENSOR, Knock

VIPER (ZB)					
SERIES	LINE	BODY	ENGINE	TRANSMISSION	
S = SPORT	D = DODGE	27 = 2-DR CONVERTIBLE	EWC = 8.3L V10 SFI Engine	DEC = 6-Speed Manual Transmission	
X = SPECIAL		29 = SPECIALTY COUPE			

Sensors, Body  
Figure 8-610

ITEM	PART NUMBER	QTY	LINE	SERIES	BODY	ENGINE	TRANS	TRIM	DESCRIPTION
1	56041053	1							SENSOR, Battery Temperature
2	05290952AA	2							SENSOR, Anti-Lock BrakesFront
3	05290248AA	2							SENSOR, Anti-Lock BrakesRear
4	52088990AC	1							SENSOR, Tire Pressure, Valve stem
5	52088961AA	1							NUT, Tire Pressure Sensor
-6	05083124AA	1							CAP, Valve stem



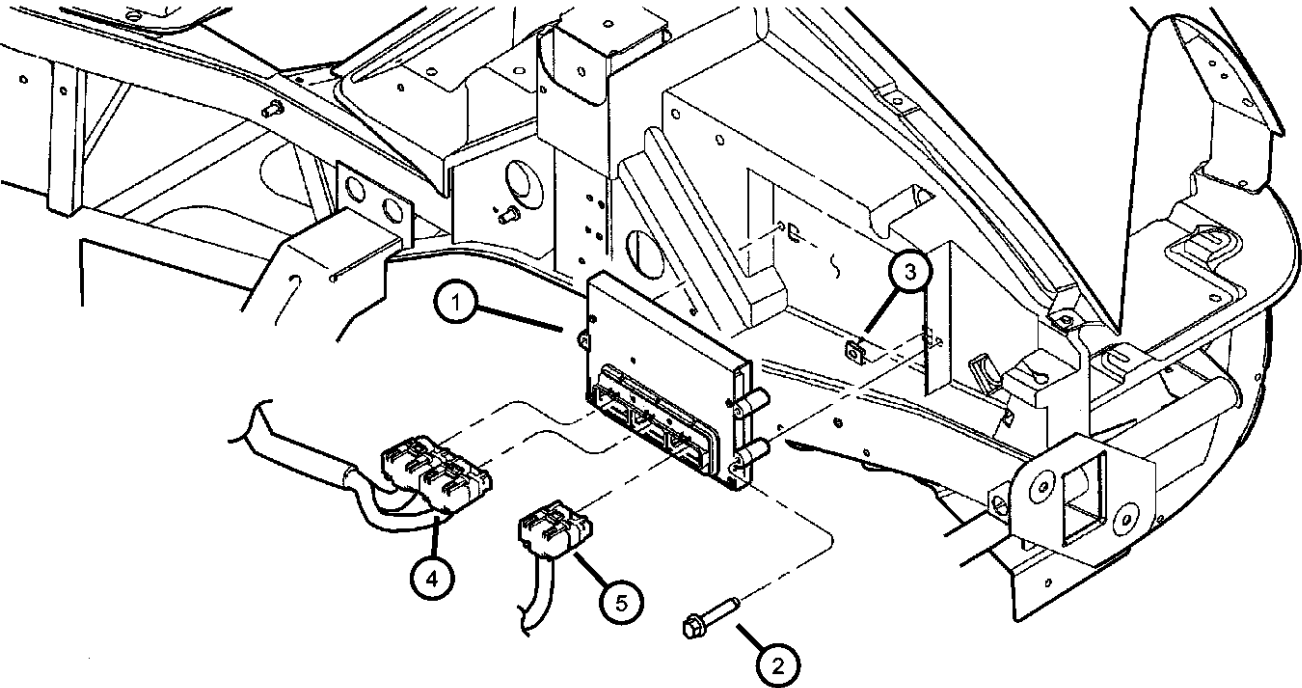
VIPER (ZB)				
SERIES	LINE	BODY	ENGINE	TRANSMISSION
S = SPORT	D = DODGE	27 = 2-DR CONVERTIBLE	EWC = 8.3L V10 SFI Engine	DEC = 6-Speed Manual Transmission
X = SPECIAL		29 = SPECIALTY COUPE		

AR = use ase required - = Non illustrated part



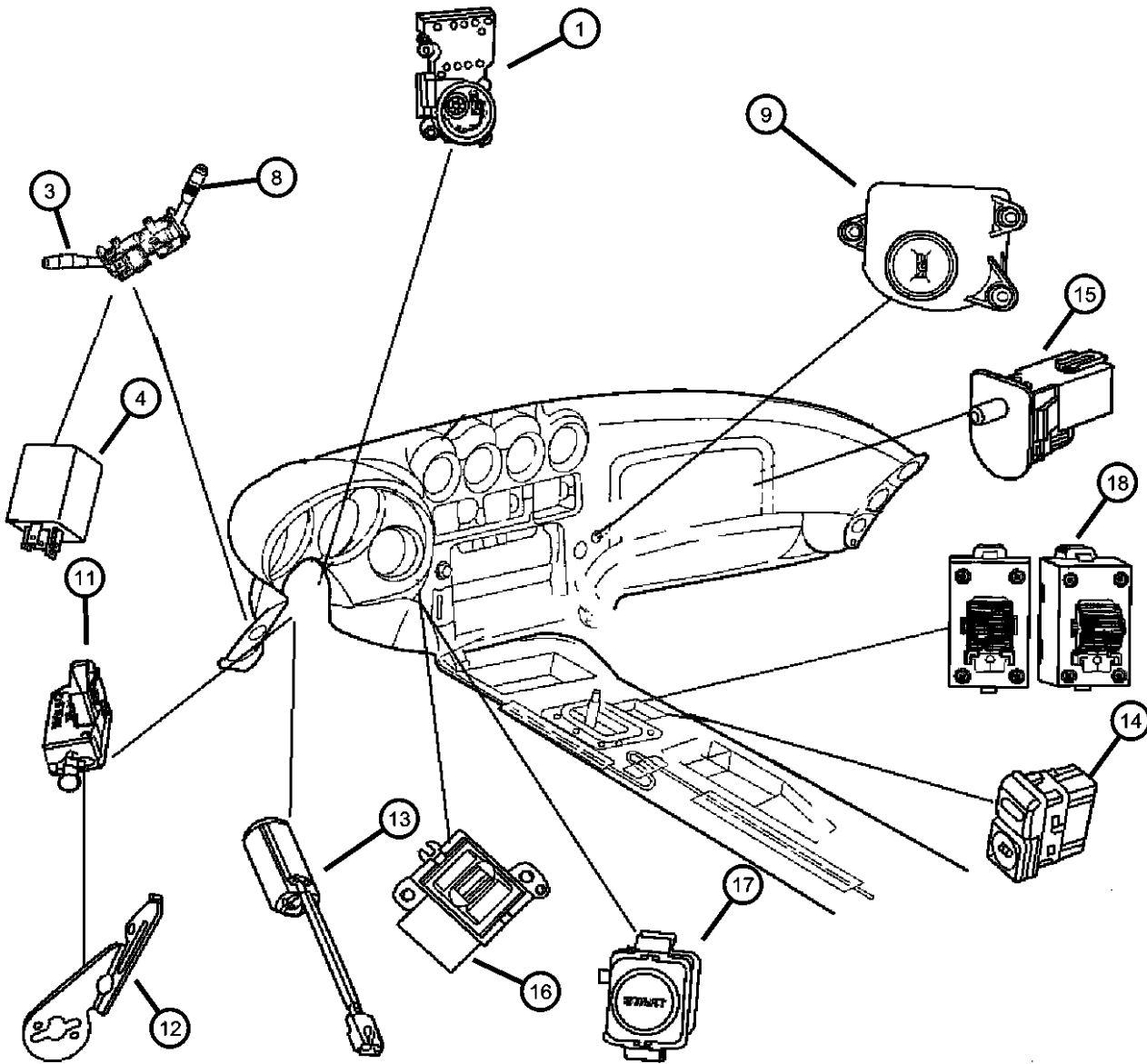
Single Board Controllers  
Figure 8-705

ITEM	PART NUMBER	QTY	LINE	SERIES	BODY	ENGINE	TRANS	TRIM	DESCRIPTION
1									MODULE, Powertrain Control
	05030302AB	1							
	68001045AA	1							Export
2	68001045AA	1							SCREW, Hex Flange Head, [m5x.80x55], (NOT SERVICED), U NUT, M5x0.80
3	06503746	2							
4	06503746	2							WIRING, Headlamp to Dash, See 8-1305, (NOT SERVICED)
5	06503746	2							WIRING, Engine, See 8-1205, (NOT SERVICED)



VIPER (ZB)				
SERIES	LINE	BODY	ENGINE	TRANSMISSION
S = SPORT	D = DODGE	27 = 2-DR CONVERTIBLE	EWC = 8.3L V10 SFI Engine	DEC = 6-Speed Manual Transmission
X = SPECIAL		29 = SPECIALTY COUPE		

Switches Instrument Panel and Console  
Figure 8-805

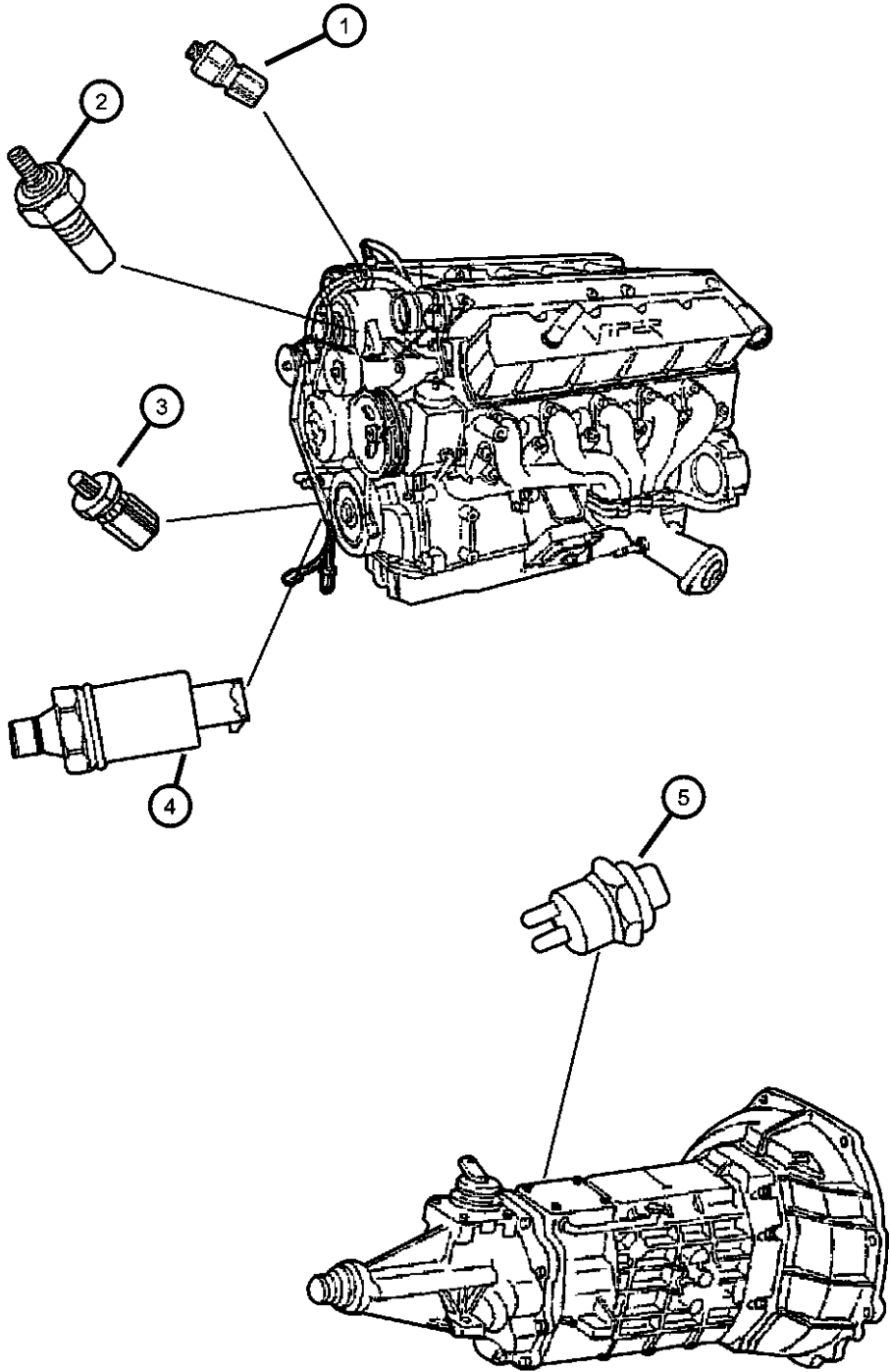


ITEM	PART NUMBER	QTY	LINE	SERIES	BODY	ENGINE	TRANS	TRIM	DESCRIPTION
EWB= 8.0L V10 SFI DEC= MANUAL 6-SPEED									
1	04685719AC	1							SWITCH, Ignition, Steering column mounted
-2	06035021	1							SCREW, Pan Head Tapping, .125-40x.437
3									SWITCH, Multifunction Export
	05030198AA	1							
	05066185AA	1							
4	04671714AA	1							FLASHER
-5	04794302AA	1							FOAM, Multifunction Switch
-6	06036075AA	1							SCREW, Pan Head
-7	06503395	2							SCREW AND WASHER, Self Tapping, M4x.7x14, Multifunction Switch
8	05019710AA	1							SWITCH, Intermittent Wiper
9	04865875AA	1							SWITCH, Passenger Airbag Disarm
-10	05093434AA	1							SCREW, Console
11	05083344AA	1							SWITCH PACKAGE, Stop Lamp
12	05029206AB	1							BRACKET, Stop Lamp Switch
13	53007944AB	1							SWITCH, Clutch Starter Interlock
14	53007944AB	1							SWITCH, Electric Back Light, (NOT REQUIRED)
15	04565022	1							SWITCH AND LAMP, Glove Box
16	56042387	1							SWITCH, Pedal Adjuster
17	04865676AC	1							SWITCH, Ignition, Push button start switch
18	04608633AD	2							SWITCH, Window

VIPER (ZB)					
SERIES	LINE	BODY	ENGINE	TRANSMISSION	
S = SPORT	D = DODGE	27 = 2-DR CONVERTIBLE	EWC = 8.3L V10 SFI Engine	DEC = 6-Speed Manual Transmission	
X = SPECIAL		29 = SPECIALTY COUPE			

AR = use ase required - = Non illustrated part

Switches Drivetrain  
Figure 8-810

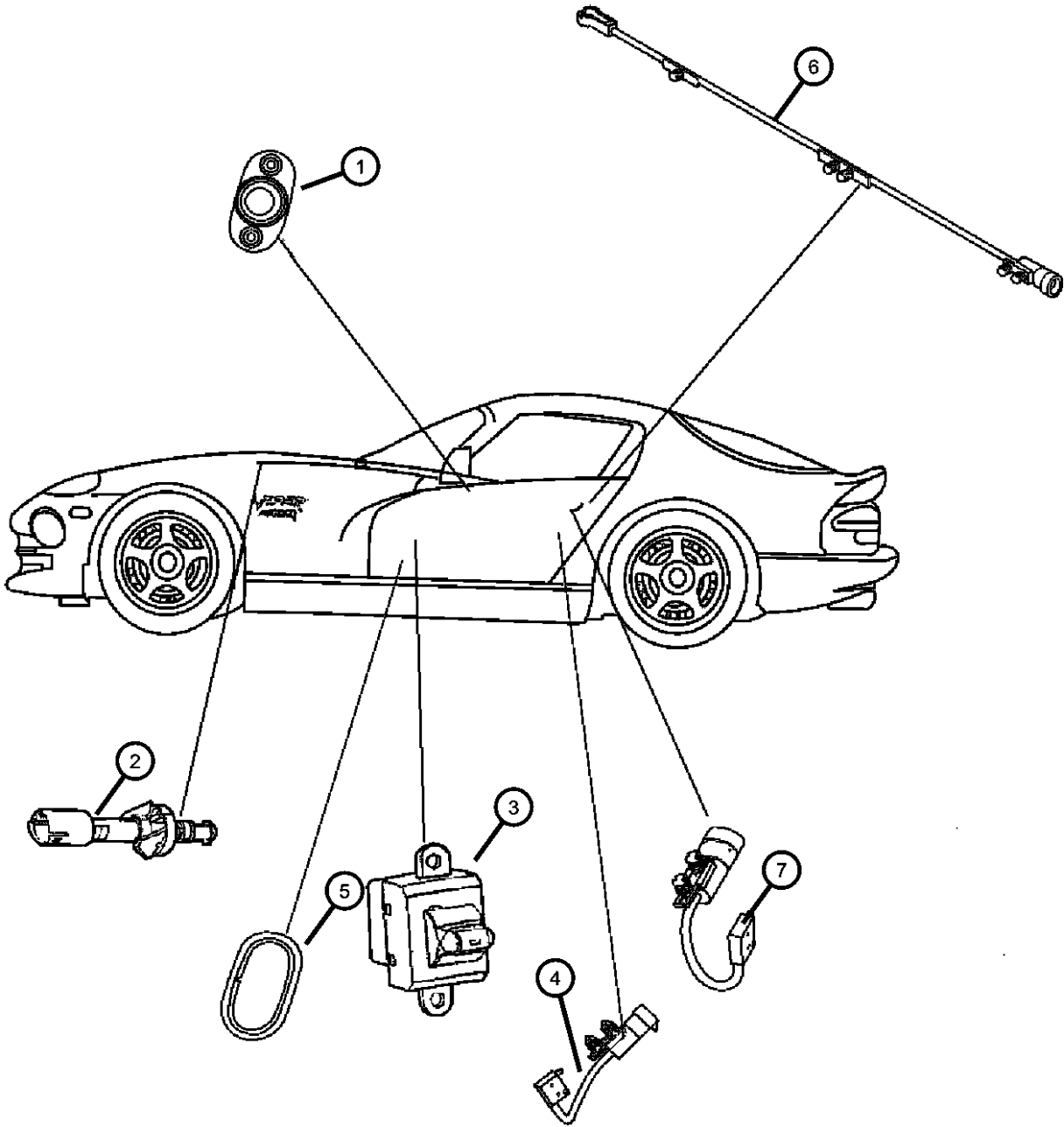


ITEM	PART NUMBER	QTY	LINE	SERIES	BODY	ENGINE	TRANS	TRIM	DESCRIPTION
1	05290274AB	1							SWITCH, A/C Low Pressure Cut Off
2	05269870AB	1				EWC			SENSOR, Coolant Temperature
3	05269870AB	1				EWC			SENSOR, Coolant Temperature, Engine oil temp sensor
4	56028807AB	1				EWC			SENDING UNIT, Oil Pressure
5	04626593	1					DEC		SWITCH, Back Up Lamp

VIPER (ZB)					
SERIES	LINE	BODY	ENGINE	TRANSMISSION	
S = SPORT	D = DODGE	27 = 2-DR CONVERTIBLE	EWC = 8.3L V10 SFI Engine	DEC = 6-Speed Manual Transmission	
X = SPECIAL		29 = SPECIALTY COUPE			

Switches Body  
Figure 8-815

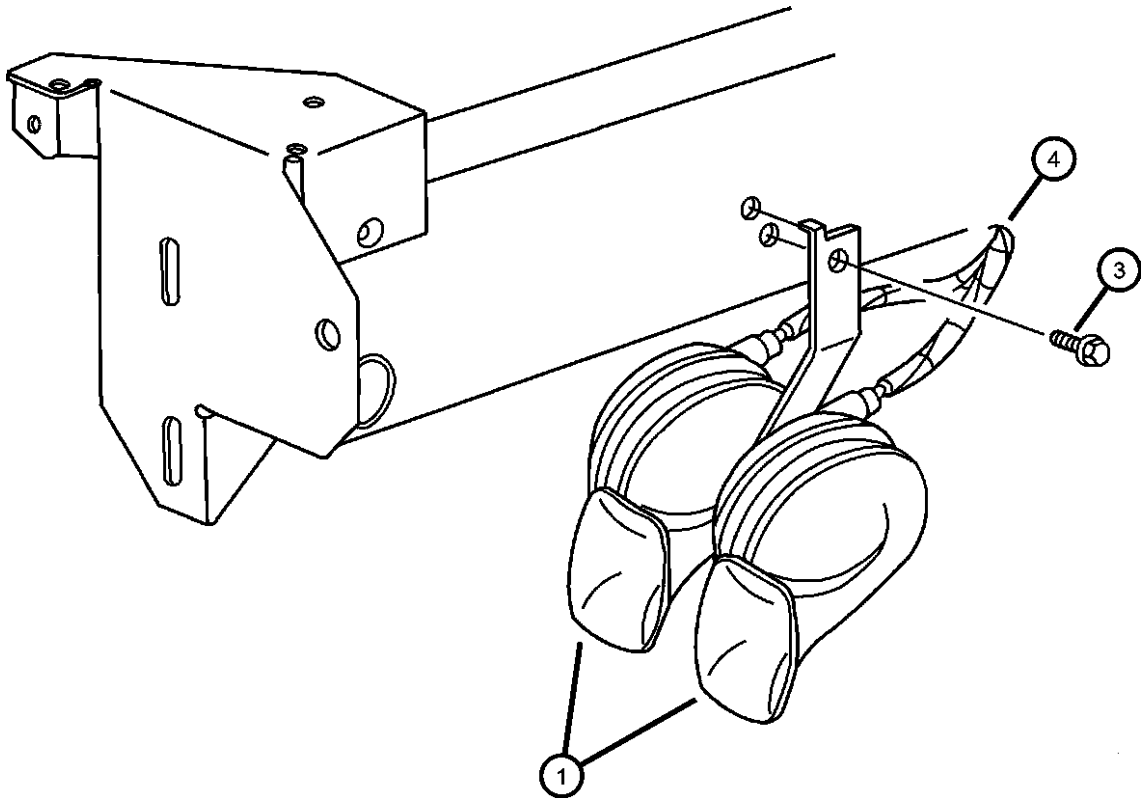
ITEM	PART NUMBER	QTY	LINE	SERIES	BODY	ENGINE	TRANS	TRIM	DESCRIPTION
1	04608505AC	1							SWITCH, Mirror
2	04687594AB	1							SWITCH, Underhood
3	04685435	1							SWITCH, Door lock
4	04865870AB	1							SWITCH, Door Handle
5	05083970AA	1							BEZEL, Switch
6	04685841AB	1							SWITCH, Door Lock, Lock cylinder key position
7	05029677AA	1							SWITCH, Outside Door Handle



VIPER (ZB)				
SERIES	LINE	BODY	ENGINE	TRANSMISSION
S = SPORT	D = DODGE	27 = 2-DR CONVERTIBLE	EWC = 8.3L V10 SFI Engine	DEC = 6-Speed Manual Transmission
X = SPECIAL		29 = SPECIALTY COUPE		

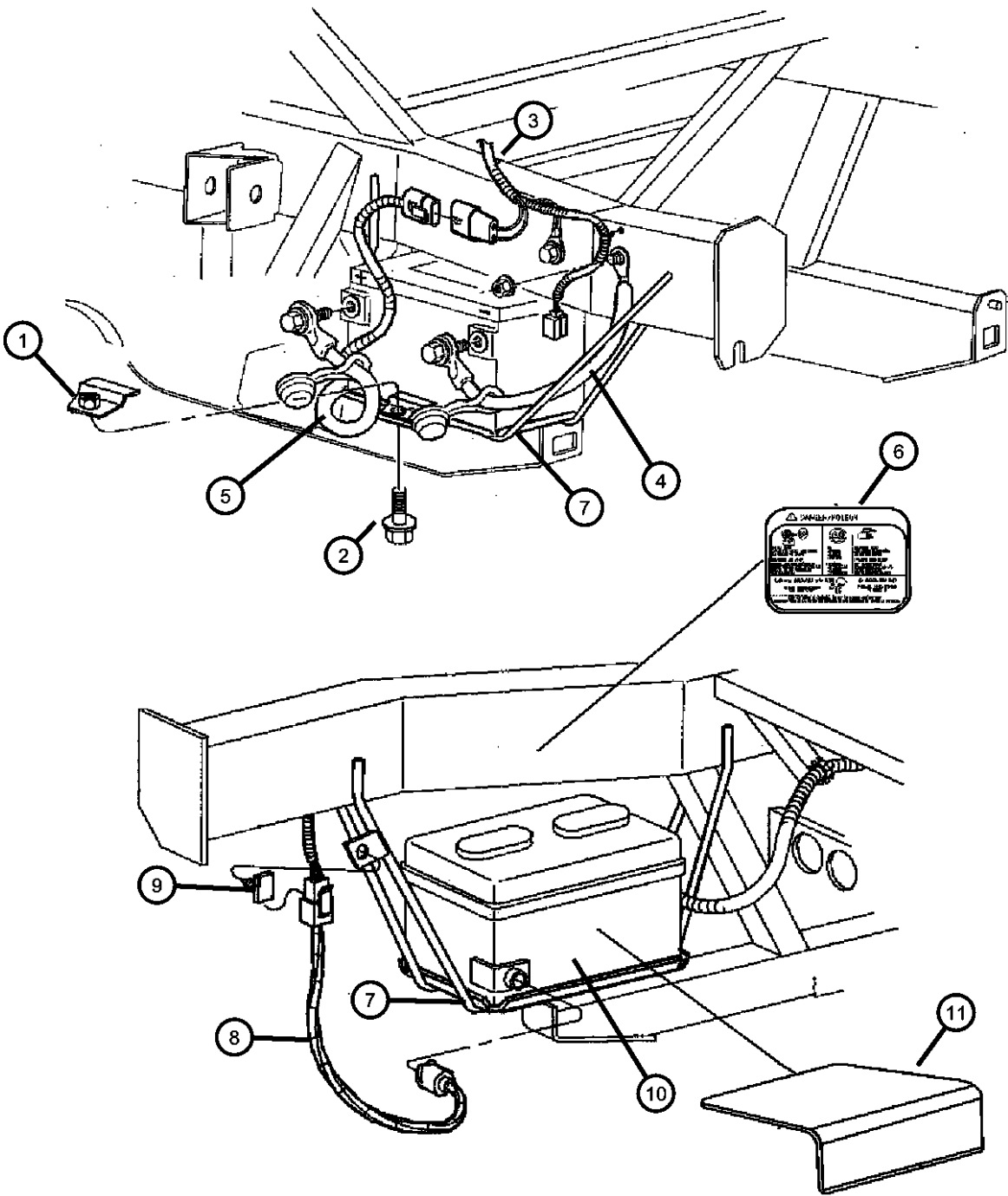
Horns  
Figure 8-905

ITEM	PART NUMBER	QTY	LINE	SERIES	BODY	ENGINE	TRANS	TRIM	DESCRIPTION
1	04760944AE	1							HORN AND BRACKET, High Note
-2	04760943AE	1							HORN AND BRACKET, Low Note
3	04760943AE	1							SCREW, .250-14x.875, Horn Attaching, (NOT SERVICED)
4	04760943AE	1							WIRING, Headlamp to Dash, See 8-1305, (NOT SERVICED)



VIPER (ZB)				
SERIES	LINE	BODY	ENGINE	TRANSMISSION
S = SPORT	D = DODGE	27 = 2-DR CONVERTIBLE	EWC = 8.3L V10 SFI Engine	DEC = 6-Speed Manual Transmission
X = SPECIAL		29 = SPECIALTY COUPE		

Battery Tray and Cables  
Figure 8-1005

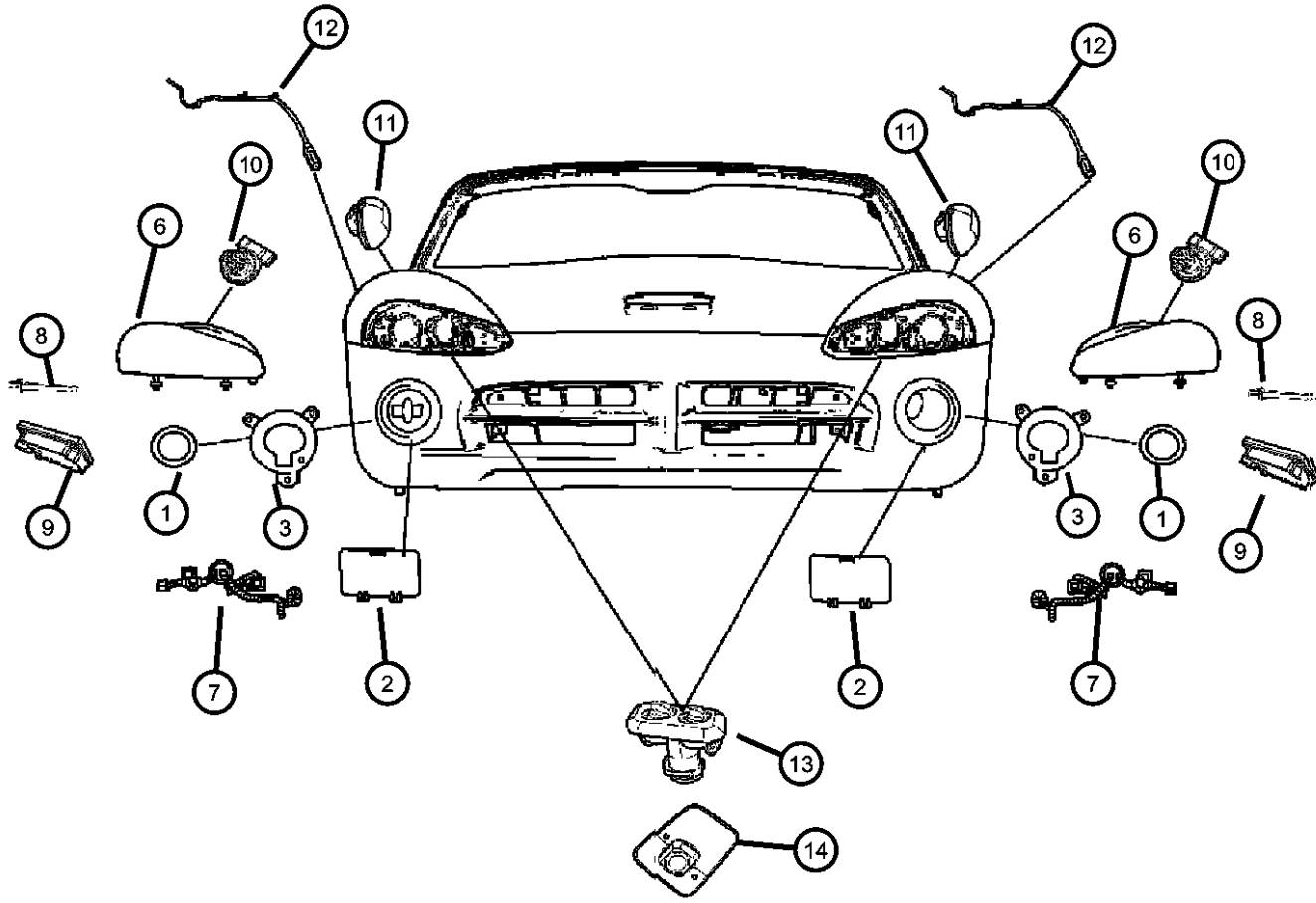


ITEM	PART NUMBER	QTY	LINE	SERIES	BODY	ENGINE	TRANS	TRIM	DESCRIPTION
1	05202588	1							RETAINER, Battery
2	05202588	1							SCREW AND WASHER, Hex Head, M8x1.25x30, (NOT SERVICED)
3	05202588	1							WIRING, Body, See 8 1505, (NOT SERVICED)
4	05029668AA	1							WIRING, Battery Negative
5	05029668AA	1							WIRING, Battery Positive, Serviced in Body Harness only, (NOT SERVICED)
6	04848923AA	1							LABEL, Battery
7	04848923AA	1							TRAY, Battery, Serviced in frame assembly, (NOT SERVICED)
8	56041053	1							SENSOR, Battery Temperature
9	56041053	1							CLIP, [9MM], (NOT SERVICED)
10	04364958	1							BATTERY, Dry
11	05029087AA	1			27				COVER, Battery
-12	06507008AA	5			27				SCREW AND WASHER, Truss Head, M6x1x30, Battery cover attaching

VIPER (ZB)				
SERIES	LINE	BODY	ENGINE	TRANSMISSION
S = SPORT	D = DODGE	27 = 2-DR CONVERTIBLE	EWC = 8.3L V10 SFI Engine	DEC = 6-Speed Manual Transmission
X = SPECIAL		29 = SPECIALTY COUPE		

AR = use ase required - = Non illustrated part

Lamps and Wiring - Front  
Figure 8-1105



ITEM	PART NUMBER	QTY	LINE	SERIES	BODY	ENGINE	TRANS	TRIM	DESCRIPTION
1	05029226AB	2							LAMP, Front Fog
2	04865822AA	1							PANEL, Fog Lamp
3	05029228AA	2							BRACKET, Fog Lamp
-4	05029228AA	2							SCREW, Hex Head Tapping, .19-16x1, (NOT SERVICED)
-5	05029228AA	2							SEAL, Fog Lamp, Serviced in Fog Lamp Assembly, (NOT SERVICED)
6									HEADLAMP
	04865484AF	1							[LMP], Right
	04865485AF	1							[LMP], Left
	05030187AA	1							[LMV], Left
	05030188AA	1							[LMV], Right
	05030189AA	1							[LMY], Left
	05030190AA	1							[LMY], Right
7									WIRING, Headlamp Jumper
	05030505AA	1							Up to 03/20/06
	05030505AB	1	D			27, 29			After 03/20/06
8	05029065AA	1							SOCKET, Headlamp
9	04865944AA	1							MODULE, HID Bulb Powerpack
10	04399639	1							SOCKET, Park And Turn Signal
11	05288895AC	1							LAMP, Side RepeaterExport
12	55156010AA	2							WIRING, Side Repeater Lamp
13									NOZZLE, Washer, Headlamp
	05029746AA	1							Right, Export
	05029747AA	2							Left, Export
14									COVER, Headlamp
	05030218AA	2							Headlamp washer nozzle retainers, Right
	05030219AA	2							Headlamp washer nozzle retainers, Left
-15	05030215AA	2							HOSE, Windshield Washer, Headlamp washer nozzle, Export

VIPER (ZB)					
SERIES	LINE	BODY	ENGINE	TRANSMISSION	
S = SPORT	D = DODGE	27 = 2-DR CONVERTIBLE	EWC = 8.3L V10 SFI Engine	DEC = 6-Speed Manual Transmission	
X = SPECIAL		29 = SPECIALTY COUPE			

AR = use ase required - = Non illustrated part

Lamps and Wiring - Rear  
Figure 8-1110

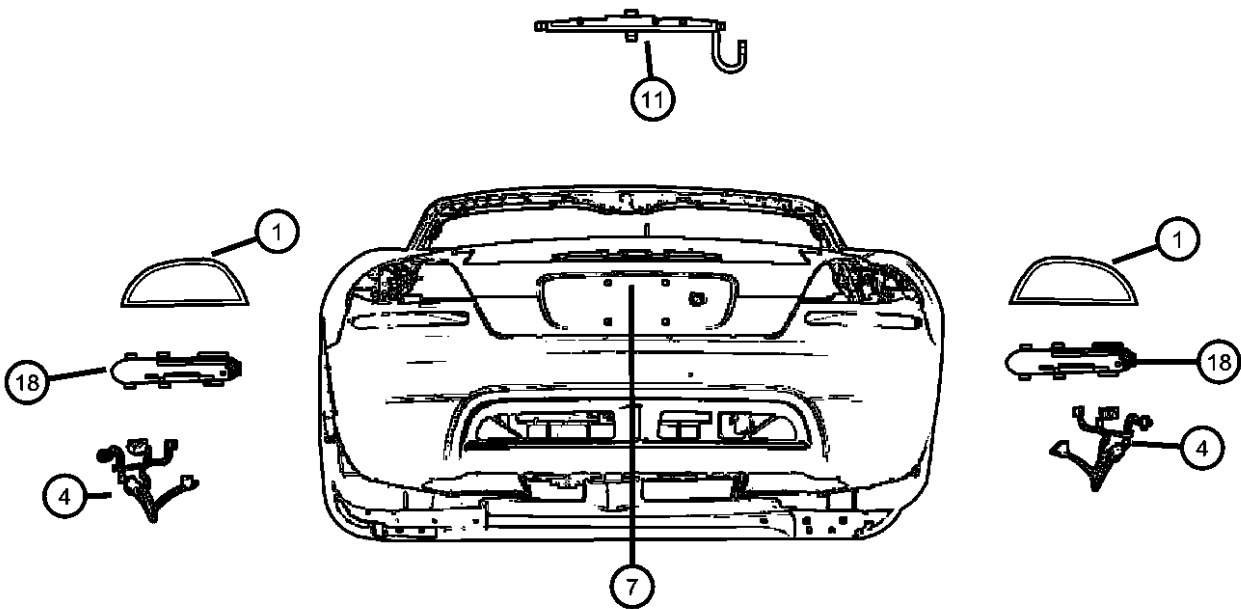
	ITEM	PART NUMBER	QTY	LINE	SERIES	BODY	ENGINE	TRANS	TRIM	DESCRIPTION
	1									LAMP, Tail Stop Turn
		04865486AH	1			27				Right
		04865487AH	1			27				Left
		04865488AE	1							Export, Right
		04865488AF	1	D		27, 29				Right
		04865489AE	1							Export, Left
		04865489AF	1	D		27, 29				Left
		05030320AB	1	D		29				Right
		05030321AB	1			29				Left
	-2	04073371	2			27				WASHER, Flat, Round, ID.220, OD.75, THK.10
	-3	05003368AA	2							VENT
	4									WIRING, Taillamp
		05030304AB	1			29				
		05030506AA	1							
	-5	06502589	6							NUT, Wing, M6
	-6	05029224AA	6							U-CLIP, Grille To Fascia, BACK UP LAMP TO REAR FASCIA
	7									LAMP, License Plate
		04642929AB	2			27				
			3			29				
	-8		3							SCREW, Tapping, .19-16x.75, License Lamp Attaching, (NOT SERVICED)
	-9									NUT, U Type, .190-16
		06034537	6			29				
			4			27				
	-10	05030501AA	1			27				WIRING, High Mounted Stop Lamp
	11									LAMP, High Mounted Stop
		04865655AE	1	D		27				
		05030107AB	1			29				
			1			27				
	-12	06101447	4			27				NUT AND WASHER, M6x1.00, High mounted stop lamp mounting
	-13	05030242AA	2							SHIM
	-14	04399599	1							SEAL
	-15	04523097	1							SOCKET, Turn Signal Lamp
	-16	05030195AA	1							WIRING, Fog LampRear
	-17	05030220AA	2		S					LAMP, Fog, [LPG], Export
<div>VIPER (ZB) SERIES                      LINE                      BODY                      ENGINE                      TRANSMISSION S = SPORT                      D = DODGE                      27 = 2-DR CONVERTIBLE                      EWC = 8.3L V10 SFI Engine                      DEC = 6-Speed Manual Transmission X = SPECIAL                                           29 = SPECIALTY COUPE</div>										

AR = use ase required    - = Non illustrated part



Lamps and Wiring - Rear  
Figure 8-1110

ITEM	PART NUMBER	QTY	LINE	SERIES	BODY	ENGINE	TRANS	TRIM	DESCRIPTION
18									LAMP, Side Marker
	05030322AA	1			29				Right
	05030323AA	1			29				Left

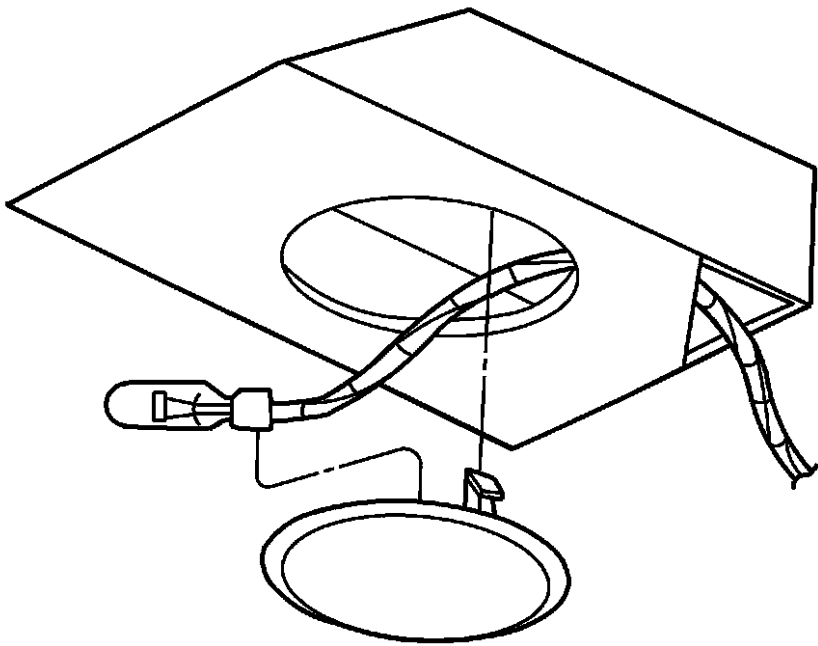
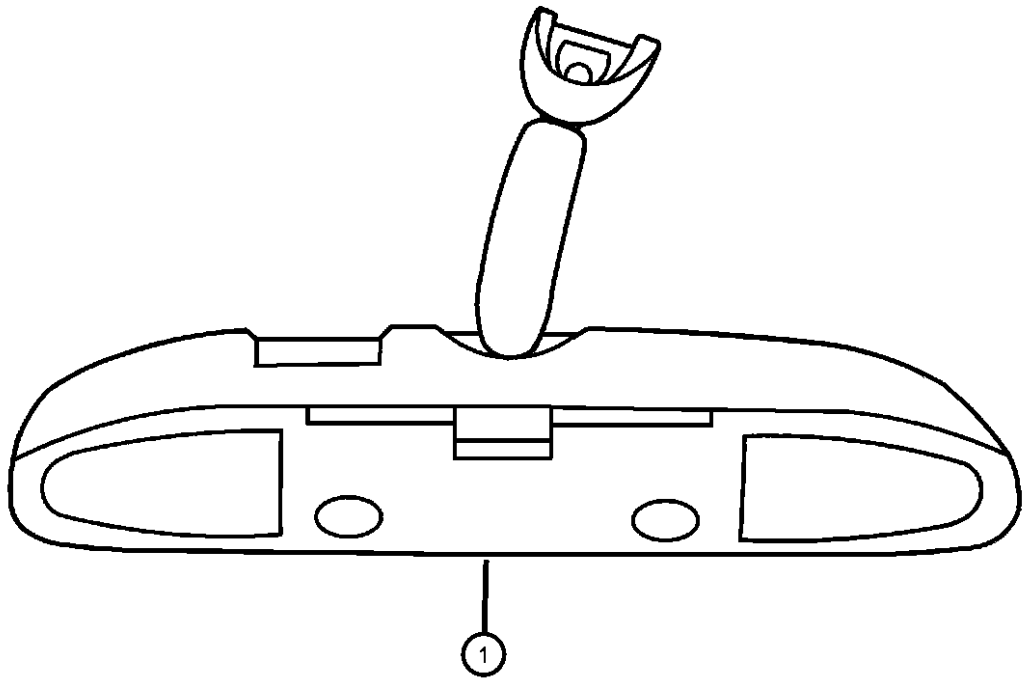


VIPER (ZB)							
SERIES	LINE		BODY	ENGINE	TRANSMISSION		
S = SPORT	D = DODGE		27 = 2-DR CONVERTIBLE	EWC = 8.3L V10 SFI Engine	DEC = 6-Speed Manual Transmission		
X = SPECIAL			29 = SPECIALTY COUPE				

Courtesy Lamps  
Figure 8-1115

ITEM	PART NUMBER	QTY	LINE	SERIES	BODY	ENGINE	TRANS	TRIM	DESCRIPTION
------	----------------	-----	------	--------	------	--------	-------	------	-------------

1	05029067AB	1							MIRROR, Inside Rear View, Lighted
---	------------	---	--	--	--	--	--	--	--------------------------------------



VIPER (ZB)								
SERIES	LINE		BODY	ENGINE	TRANSMISSION			
S = SPORT	D = DODGE		27 = 2-DR CONVERTIBLE	EWC = 8.3L V10 SFI Engine	DEC = 6-Speed Manual Transmission			
X = SPECIAL			29 = SPECIALTY COUPE					

Bulbs  
Figure 8-1120

EXTERIOR LAMPS

BULB APPLICATION TABLE

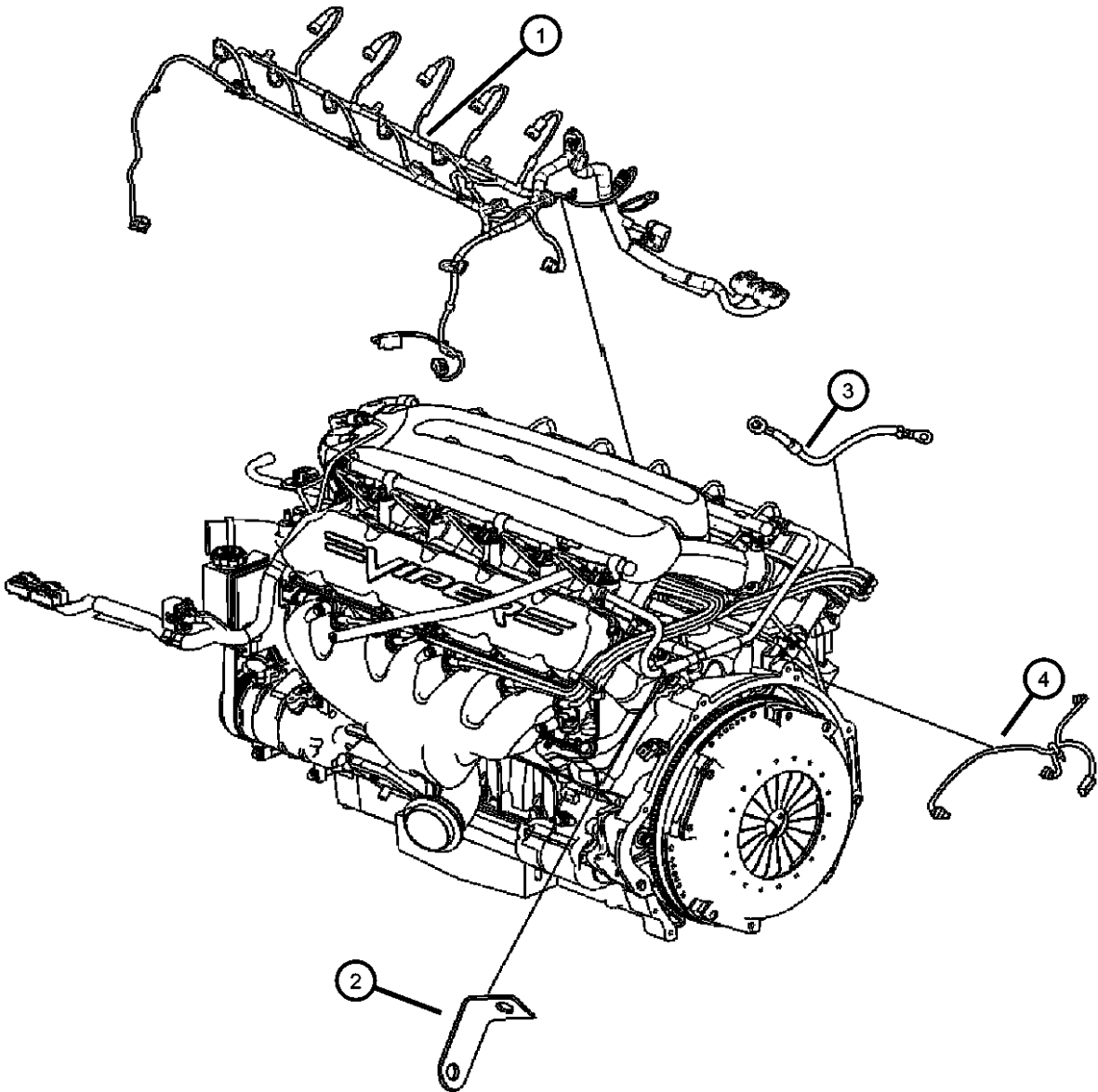
LAMP	BULB
Back-up	3157K ①
CHMSL	LED - Replaced as an assembly
Front Fog Lamp	(H106) 9145 ②
Front Park/Turn	3157NA ③
Front Side Marker	2886X ④
Headlamp/Low-beam-HID Lamp/Igniter Assembly	DIS (AC-D2S) ⑤
Headlamp/High-Beam	(HB3A) 9005XS ⑥
License Plate	168 ⑦
Rear Side Marker	194 ⑧
Rear Stop and Tail	3057 ⑨
Rear Turn Signal	3757NA ⑩

ITEM	PART NUMBER	QTY	LINE	SERIES	BODY	ENGINE	TRANS	TRIM	DESCRIPTION
1	L003157K	1							BULB, 3157K
2	L0009145	2							BULB, Fog Lamp, 50 Watt
3	L004157NAK	1							BULB, 4157 NAK
4	00153624	1							BULB, W3W
5	04865941AA	1							BULB, Headlamp
6	L09005XSLL	1							BULB, Headlamp
7	L0000168	2							BULB, 168
8	L0000194	1							BULB, 194
9	L003057K	1							BULB, 3057K
10	L0003457AK	1							BULB, 3457AK
	L0003457ST								SilverStar

VIPER (ZB)					
SERIES	LINE	BODY	ENGINE	TRANSMISSION	
S = SPORT	D = DODGE	27 = 2-DR CONVERTIBLE	EWC = 8.3L V10 SFI Engine	DEC = 6-Speed Manual Transmission	
X = SPECIAL		29 = SPECIALTY COUPE			

Wiring - Engine and Related Parts  
Figure 8-1205

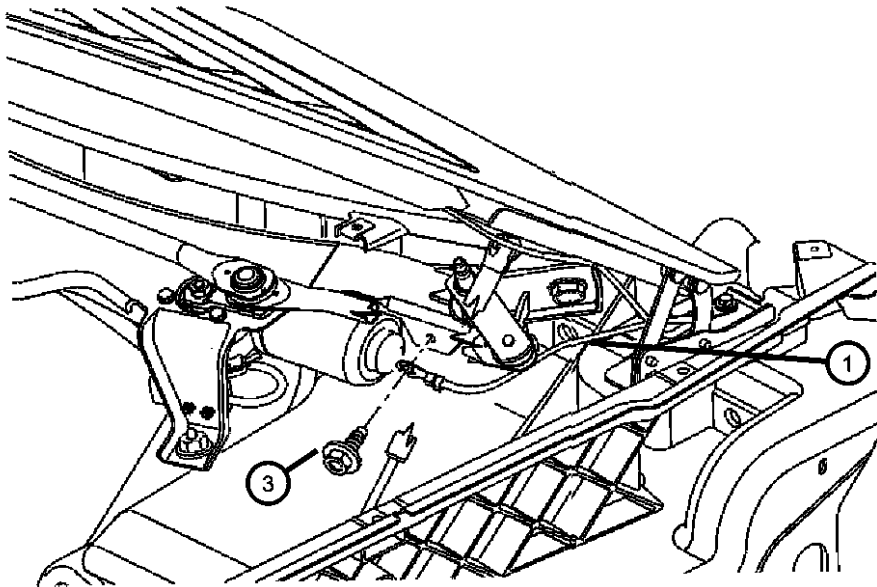
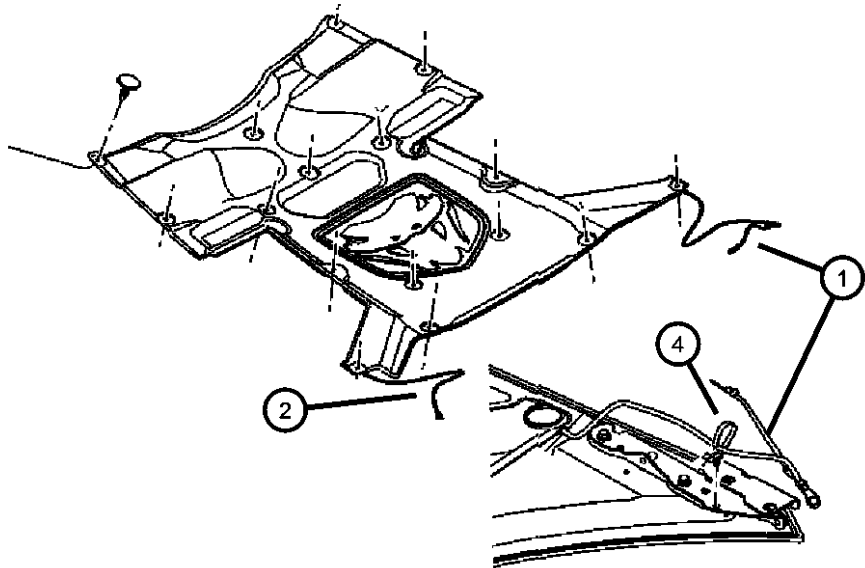
ITEM	PART NUMBER	QTY	LINE	SERIES	BODY	ENGINE	TRANS	TRIM	DESCRIPTION
1	05030399AB	1				EWC			WIRING, Engine
2	05030399AB	1							BRACKET, Wire Harness, (NOT REQUIRED)
3	05029676AA	1							WIRING, Engine Ground
4	05030503AA	1			27				WIRING, Transmission



VIPER (ZB)				
SERIES	LINE	BODY	ENGINE	TRANSMISSION
S = SPORT	D = DODGE	27 = 2-DR CONVERTIBLE	EWC = 8.3L V10 SFI Engine	DEC = 6-Speed Manual Transmission
X = SPECIAL		29 = SPECIALTY COUPE		

Ground Straps  
Figure 8-1210

ITEM	PART NUMBER	QTY	LINE	SERIES	BODY	ENGINE	TRANS	TRIM	DESCRIPTION
1	05029214AB	1							STRAP, GroundLeft
2	05029027AB	1							STRAP, GroundRight
3	06506210AA	1							SCREW
4	04793468	2							CLIP

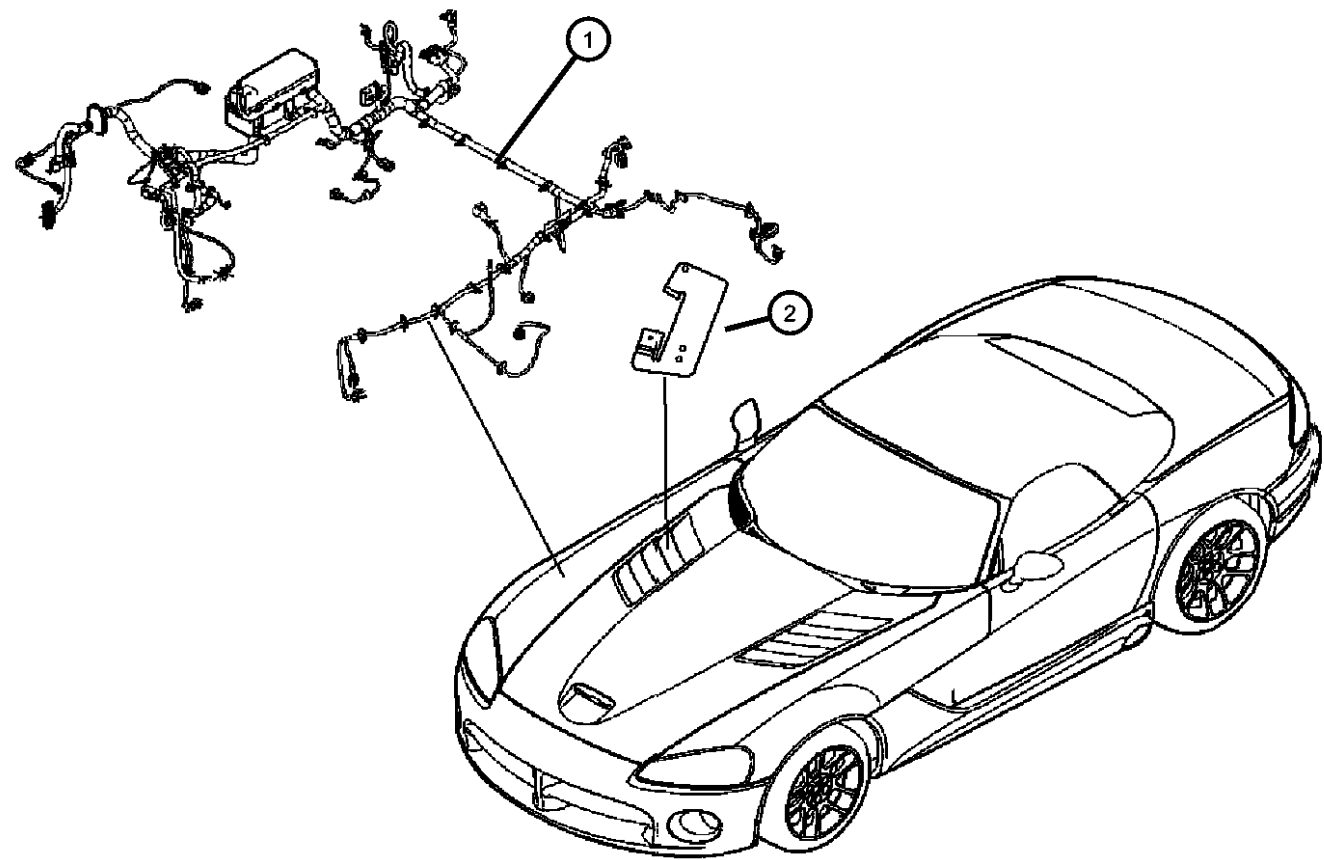


VIPER (ZB)				
SERIES	LINE	BODY	ENGINE	TRANSMISSION
S = SPORT	D = DODGE	27 = 2-DR CONVERTIBLE	EWC = 8.3L V10 SFI Engine	DEC = 6-Speed Manual Transmission
X = SPECIAL		29 = SPECIALTY COUPE		

AR = use ase required - = Non illustrated part

Wiring - Headlamp to Dash  
Figure 8-1305

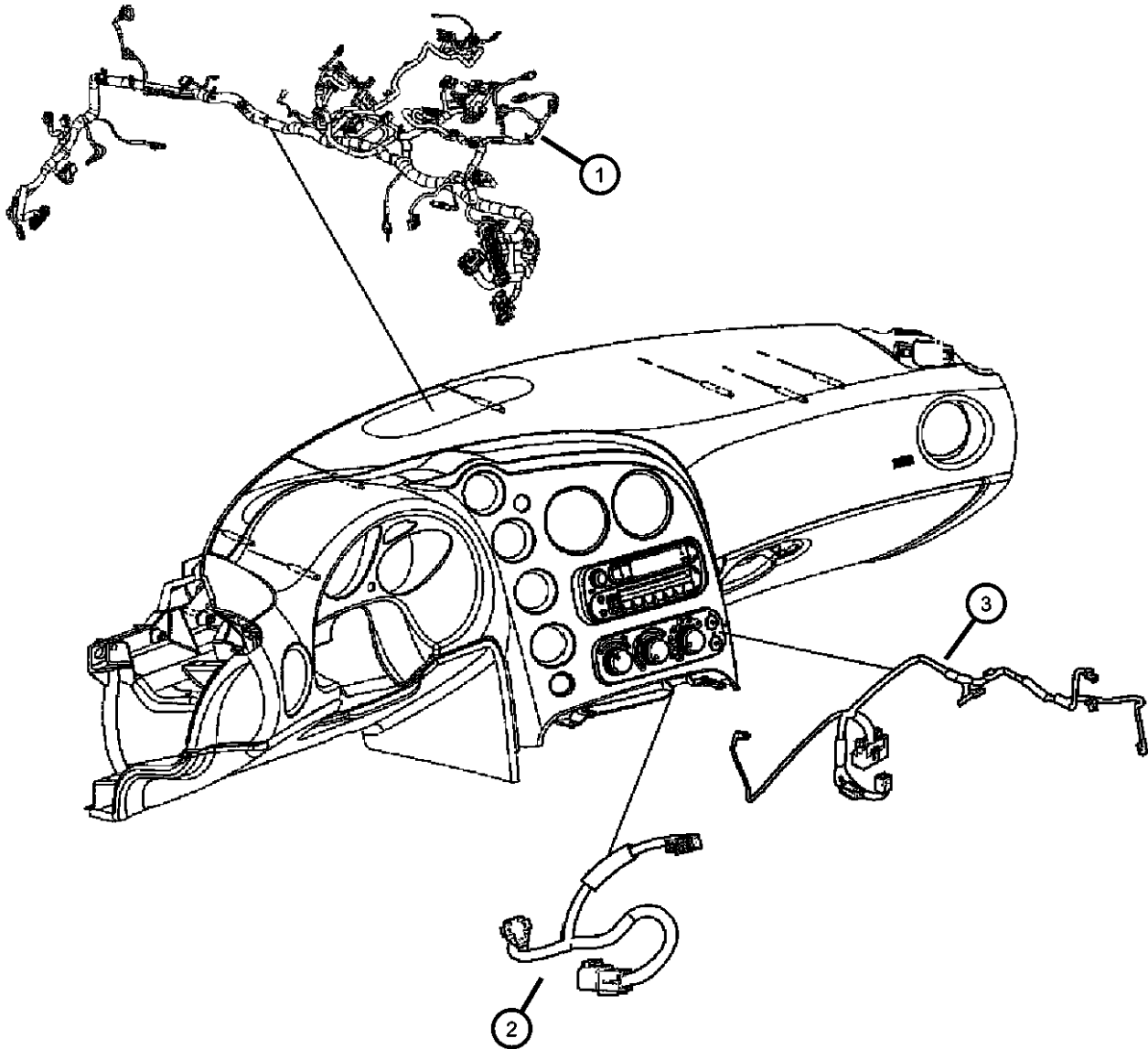
ITEM	PART NUMBER	QTY	LINE	SERIES	BODY	ENGINE	TRANS	TRIM	DESCRIPTION
1									WIRING, Headlamp and Dash
	05029914AB	1							Canada and Mexico
	05030192AA	1							Export
2	05029211AC	1							BRACKET, Wiring Harness



VIPER (ZB)					
SERIES	LINE	BODY	ENGINE	TRANSMISSION	
S = SPORT	D = DODGE	27 = 2-DR CONVERTIBLE	EWC = 8.3L V10 SFI Engine	DEC = 6-Speed Manual Transmission	
X = SPECIAL		29 = SPECIALTY COUPE			

Wiring - Instrument Panel  
Figure 8-1405

ITEM	PART NUMBER	QTY	LINE	SERIES	BODY	ENGINE	TRANS	TRIM	DESCRIPTION
1	05029909AE	1							WIRING, Instrument Panel
	05030137AA	1							[JAA]
		1							[JAA,JDW]
		1							[JAA,JC�]
2	05030500AA	1							WIRING, Console
3	05030504AA	1							WIRING, A/C and HEATER

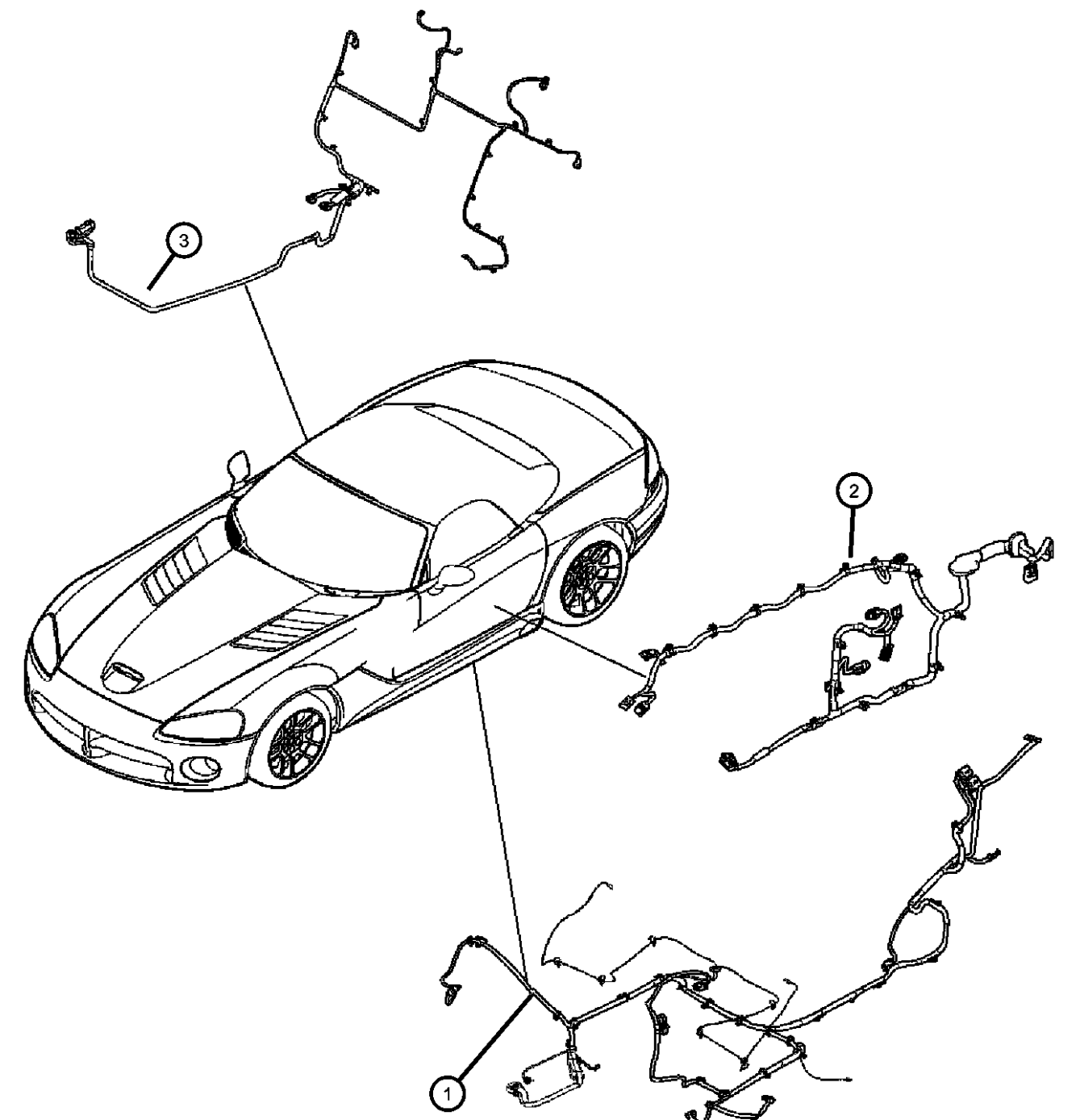


VIPER (ZB)				
SERIES	LINE	BODY	ENGINE	TRANSMISSION
S = SPORT	D = DODGE	27 = 2-DR CONVERTIBLE	EWC = 8.3L V10 SFI Engine	DEC = 6-Speed Manual Transmission
X = SPECIAL		29 = SPECIALTY COUPE		

AR = use ase required - = Non illustrated part

Wiring - Body and Accessories  
Figure 8-1505

ITEM	PART NUMBER	QTY	LINE	SERIES	BODY	ENGINE	TRANS	TRIM	DESCRIPTION	
1									WIRING, Body	
	05029946AA	1			27				Under body	
	05030193AA	1			27				Under body, Export	
2									WIRING, Door	
	05029927AB	1							Left	
	05030502AA	1							Right	
3	05029919AB	1							WIRING, BodyRight	



VIPER (ZB)

SERIES

S = SPORT

X = SPECIAL

LINE

D = DODGE

BODY

27 = 2-DR CONVERTIBLE

29 = SPECIALTY COUPE

ENGINE

EWC = 8.3L V10 SFI Engine

TRANSMISSION

DEC = 6-Speed Manual Transmission

AR = use ase required - = Non illustrated part

2006 ZB



Connector Repair Package  
Figure 8-1605

ITEM	PART NUMBER	QTY	LINE	SERIES	BODY	ENGINE	TRANS	TRIM	DESCRIPTION
-1	05029919AB	1							WIRING PACKAGE, Underhood Connector Repair, For Electrical Connector Repair Information visit the World Wide Web at <a href="http://dto.vftis.com/mopar/dis-&lt;br/&gt;claimer.asp">http://dto.vftis.com/mopar/dis- claimer.asp</a> , (NOT SERVICED) STRAP, Ground, For Electrical Connector Repair Information visit the World Wide Web at <a href="http://dto.vftis.com/mopar/dis-&lt;br/&gt;claimer.asp">http://dto.vftis.com/mopar/dis- claimer.asp</a>
-2									
	05029027AB	1							
	05029214AB	1							Hood Silencer Pad

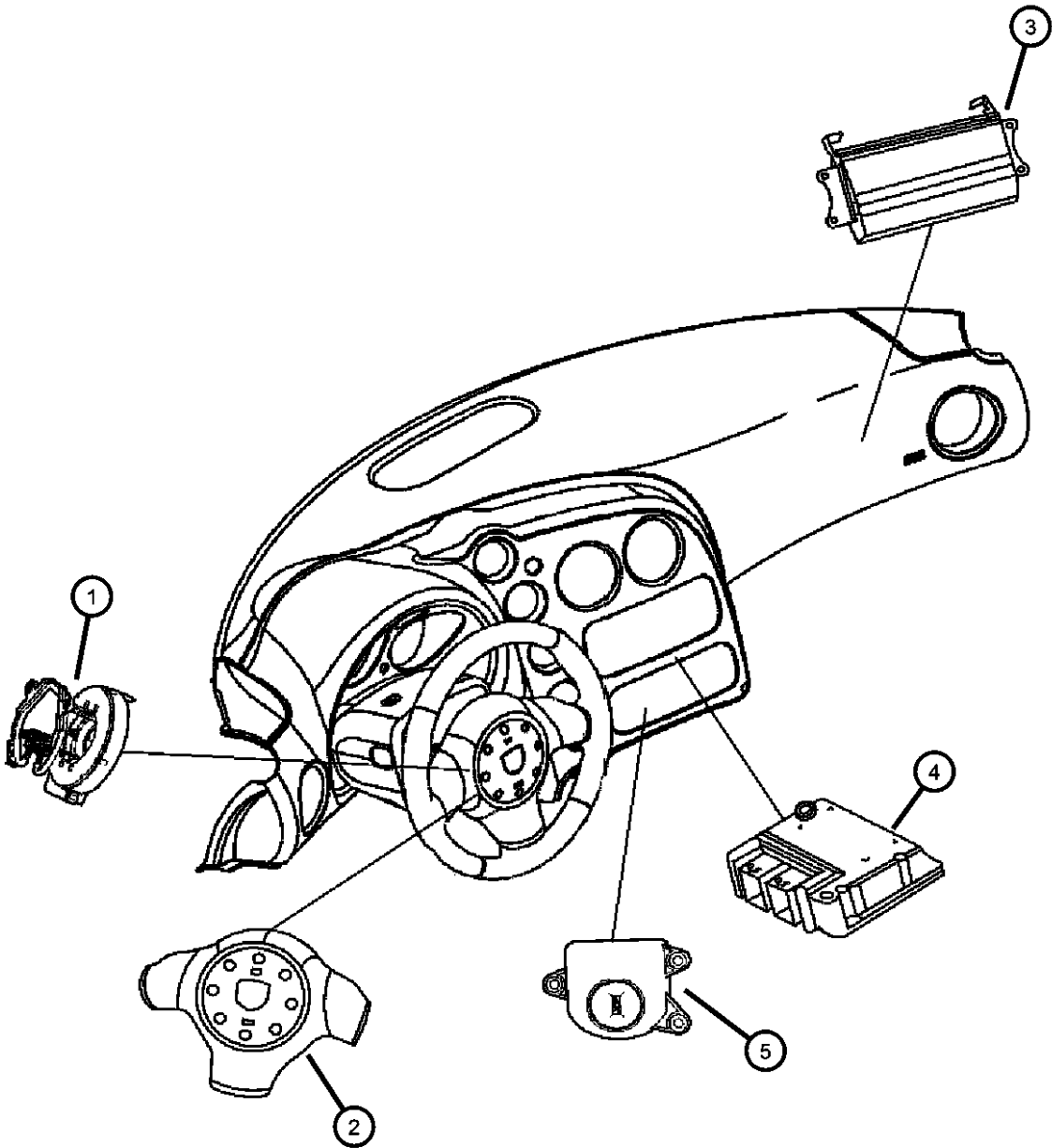
For Electrical Connector Repair Information visit  
the World Wide Web at

<http://dto.vftis.com/mopar/disclaimer.asp>

VIPER (ZB)					
SERIES	LINE	BODY	ENGINE	TRANSMISSION	
S = SPORT	D = DODGE	27 = 2-DR CONVERTIBLE	EWC = 8.3L V10 SFI Engine	DEC = 6-Speed Manual Transmission	
X = SPECIAL		29 = SPECIALTY COUPE			

Air Bag System  
Figure 8-1705

ITEM	PART NUMBER	QTY	LINE	SERIES	BODY	ENGINE	TRANS	TRIM	DESCRIPTION
1	04671789AE	1							CLOCKSPRING
2	0TQ87DX9AC	1							AIR BAG, Driver, [X9]
3	04865531AD	1							AIR BAG, Passenger
4	04865582AB	1							MODULE, Air Bag Control
5	04865875AA	1							SWITCH, Passenger Airbag Disarm



VIPER (ZB)				
SERIES	LINE	BODY	ENGINE	TRANSMISSION
S = SPORT	D = DODGE	27 = 2-DR CONVERTIBLE	EWC = 8.3L V10 SFI Engine	DEC = 6-Speed Manual Transmission
X = SPECIAL		29 = SPECIALTY COUPE		

AR = use ase required - = Non illustrated part

Spark Plugs - Cables - Coil  
Figure 8-1905

ITEM	PART NUMBER	QTY	LINE	SERIES	BODY	ENGINE	TRANS	TRIM	DESCRIPTION
------	-------------	-----	------	--------	------	--------	-------	------	-------------

EWB=8.0L V10 SFI

1	04865875AA	1							SEPERATOR, Ignition Cable, (NOT REQUIRED)
2	05135171AA	1				EWC			CABLE PACKAGE, Ignition
3									CABLE, Ignition
	05029644AA	1				EWC			[#1]
	05029645AA	1				EWC			[#3]
	05029646AB	1				EWC			[#5]
	05029647AA	1				EWC			[#7]
	05029648AB	1				EWC			[#9]
	05029650AA	1				EWC			[#2]
	05029651AA	1				EWC			[#4]
	05029652AA	1				EWC			[#6]
	05029653AA	1				EWC			[#8]
	05029654AA	1				EWC			[#10]
4	SP0RC12ECC	10				EWC			SPARK PLUG
5	05037104AB	10				EWC			SHIELD, Heat
6	56029098AA	1				EWC			COIL, Ignition, 6 post
7	56032521AB	1				EWC			COIL, Ignition, 4 post
-8	06034526	8				EWC			SCREW AND WASHER, Ignition coil mounting
-9	00154777	8				EWC			SCREW AND WASHER, Hex Head, .25-20x1.00, Ignition coil mounting

VIPER (ZB)

SERIES	LINE	BODY	ENGINE	TRANSMISSION
S = SPORT	D = DODGE	27 = 2-DR CONVERTIBLE	EWC = 8.3L V10 SFI Engine	DEC = 6-Speed Manual Transmission
X = SPECIAL		29 = SPECIALTY COUPE		

AR = use ase required - = Non illustrated part

2006 ZB

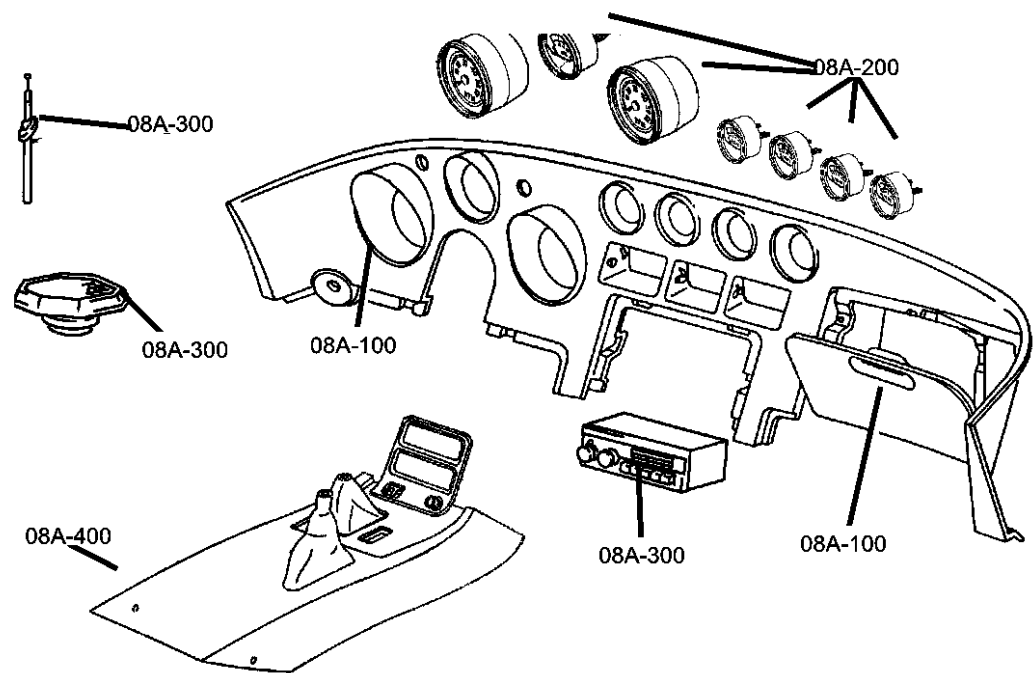
# Group - 08A

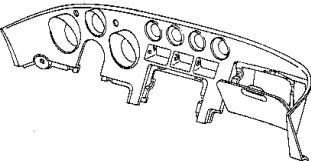
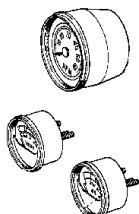


## Instrument Panel and Radios and Consoles

### Group - 08A Instrument Panel and Radios and Consoles

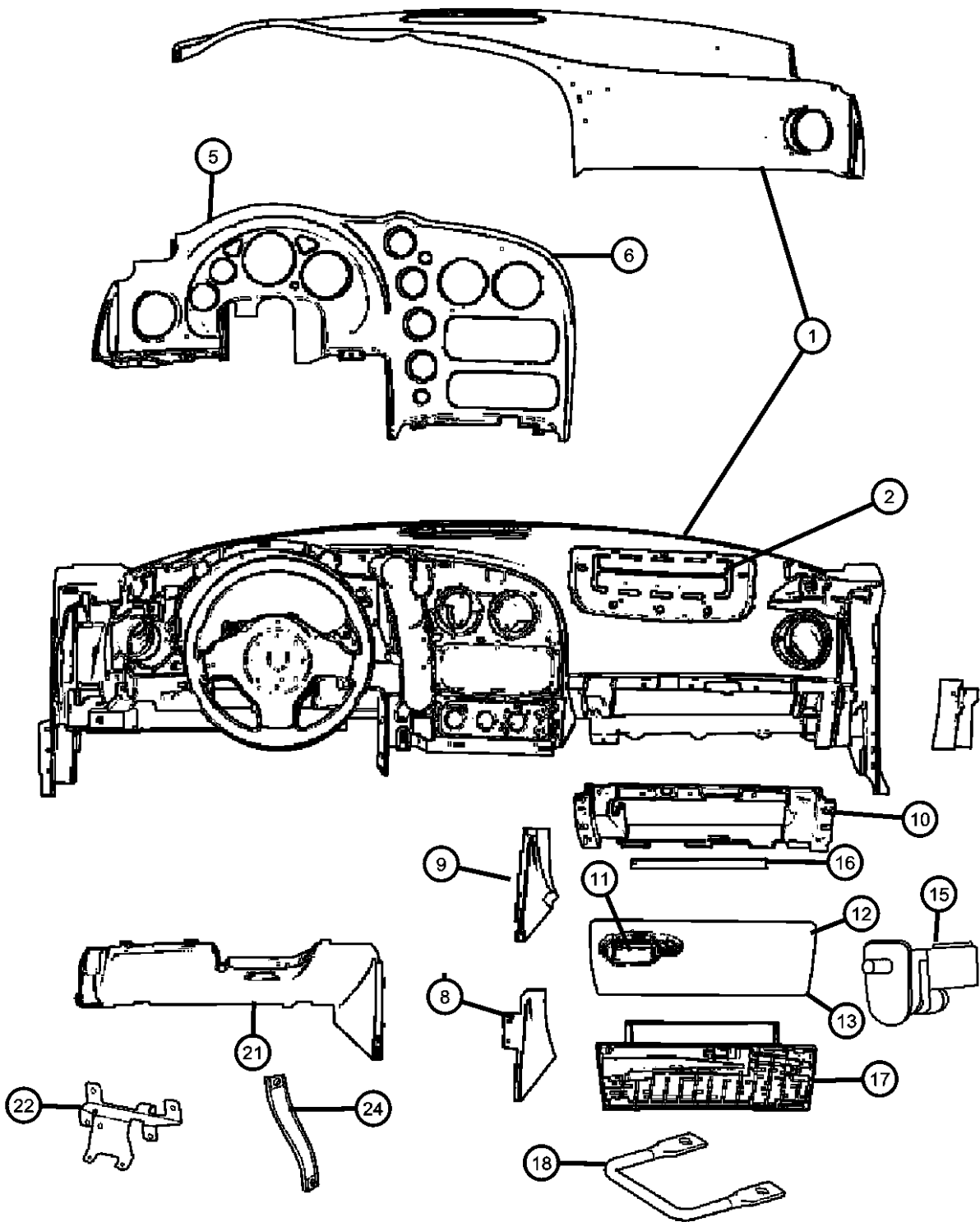
Illustration Title Group-Fig. No.

<b>Instrument Panel</b>	
Instrument Panel .....	Fig. 08A - 110
<b>Instrument Panel Cluster</b>	
Instrument Cluster.....	Fig. 08A - 210
<b>Radio, Antenna, and Speakers</b>	
Radio.....	Fig. 08A - 310
Antenna-Speakers .....	Fig. 08A - 330
<b>Consoles</b>	
Floor Console.....	Fig. 08A - 410



<b>08A-100</b> Instrument Panel	<b>08A-200</b> Instrument Panel Cluster	<b>08A-300</b> Radio, Antenna, and Speakers	<b>08A-400</b> Consoles
			

Instrument Panel  
Figure 08A-110



ITEM	PART NUMBER	QTY	LINE	SERIES	BODY	ENGINE	TRANS	TRIM	DESCRIPTION
1	0TS33DX9AB	1							INSTRUMENT PANEL AND PAD, Upper
2	04865531AD	1							AIR BAG, Passenger
-3	04865530AA	1							CHUTE, Airbag
-4	04865532AA	1							SUPPORT, Instrument Panel
5	0WA87DX9AA	1							BEZEL, Instrument Cluster
6	0XT231X9AA	1							BEZEL, Instrument Panel, Center
-7	0UB76DX9AA	1							BEZEL, Instrument Panel
8									PANEL, Instrument
	0XT191BNAA	1	D		27, 29				[XB]
	0XT191XRAA	1	D		27, 29				[XR]
	0XT19DX9AA	1							[X9], Left
9	0XT21DX9AA	1							PANEL, InstrumentRight
10	04865866AA	1							PANEL, Instrument
11	0QN25DX9AB	1							LATCH, Glovebox Door
12	0XT27DX9AA	1							DOOR, Glove Box
13	04865536AA	1							PANEL, Glove Box
-14	04524343	2							BUMPER, Glove Box Door
15	04565022	1							SWITCH AND LAMP, Glove Box
16	04865537AB	1							HINGE, Glovebox
17	05029142AA	1							BIN, Glove box
18	04698884	1							STRIKER, Glove Box Door Latch
-19	06034833	25							CLIP, Push, .164-7.5
-20	04678070	1							STRAP, Glove Box
21	0XT29DX9AA	1							COVER, Instrument Panel, Steering Column Opening, [X9]
22	05029016AA	1							BRACKET, Relay
-23									GRILLE, Speaker
	0TV67DX9AA	1							Tweeter, Left
	0TV68DX9AA	1							Tweeter, Right
24	05029098AA	1							BRACE, Instrument Panel to Floor

VIPER (ZB)  
SERIES  
S = SPORT  
X = SPECIAL

LINE  
D = DODGE

BODY  
27 = 2-DR CONVERTIBLE  
29 = SPECIALTY COUPE

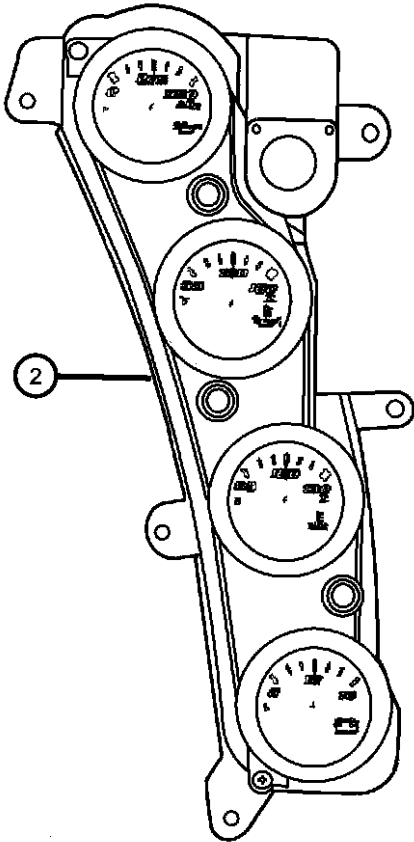
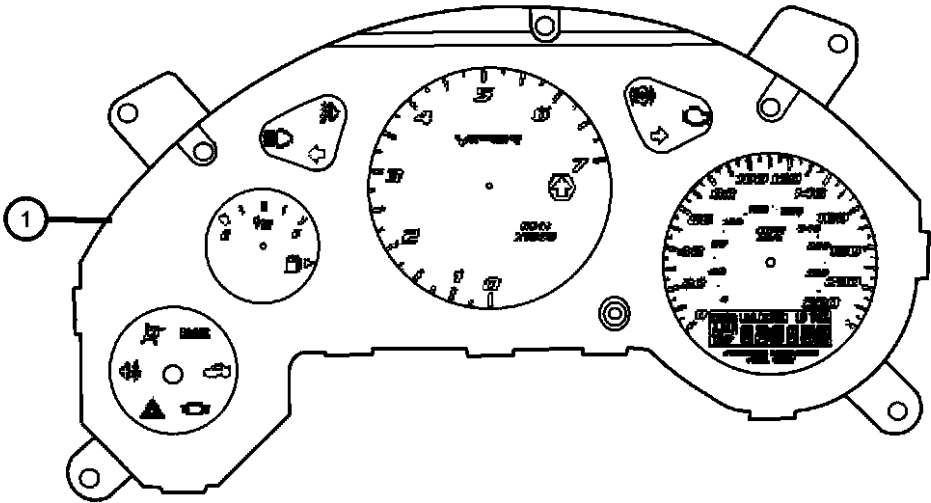
ENGINE  
EWC = 8.3L V10 SFI Engine

TRANSMISSION  
DEC = 6-Speed Manual Transmission

AR = use ase required - = Non illustrated part

Instrument Cluster  
Figure 08A-210

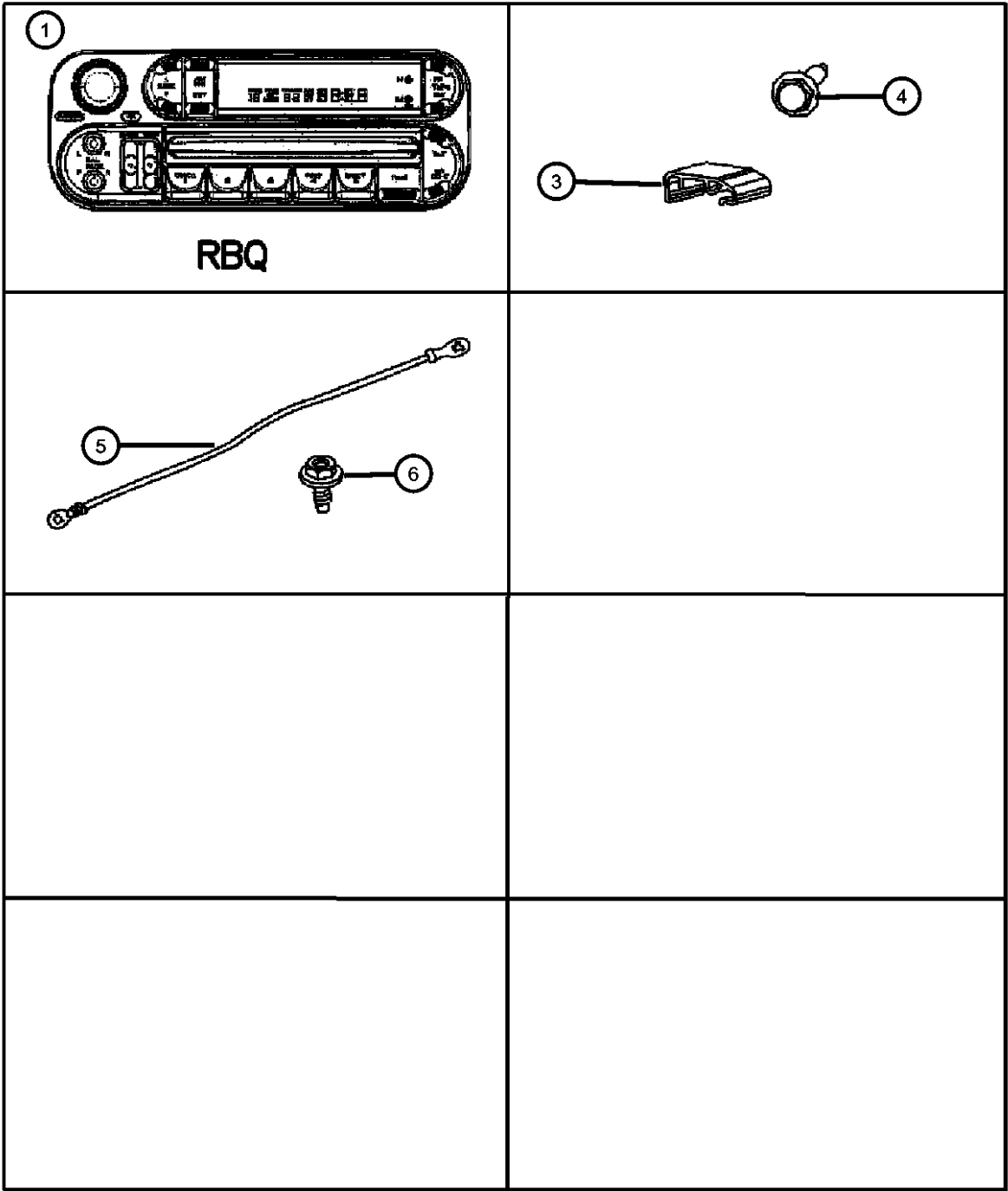
ITEM	PART NUMBER	QTY	LINE	SERIES	BODY	ENGINE	TRANS	TRIM	DESCRIPTION
------	----------------	-----	------	--------	------	--------	-------	------	-------------



1									CLUSTER, Instrument Panel
	05029721AC	1							[JAA] US
	05029722AC	1							[JAA,JDW], Export
		1							[JAA] Canada and Mexico
	05029765AA	1							[JAA,JC�], Export
2									GAUGE PACK
	05029636AA	1							[JAA] US
	05029637AA	1							[JAA,JDW], Export
		1							[JAA,JC�], Export
		1							[JAA] Canada and Mexico
-3	06101946	4							SCREW, Tapping
-4	05093045AA	1							LENS, Instrument Cluster
-5									BULB, Instrument Panel
	05093040AA	1							12V 1.7 Watt Blue Socket 5 in Cluster 4 in Gage Pack
	05093041AA	1							LCD Bulb 14V 1.4 Watt 1 in Cluster
	05093042AA	1							Telltale Bulb 14V 1.4 Watt 6 in Cluster

VIPER (ZB)								
SERIES	LINE			BODY		ENGINE		TRANSMISSION
S = SPORT	D = DODGE			27 = 2-DR CONVERTIBLE		EWC = 8.3L V10 SFI Engine		DEC = 6-Speed Manual Transmission
X = SPECIAL				29 = SPECIALTY COUPE				

Radio  
Figure 08A-310

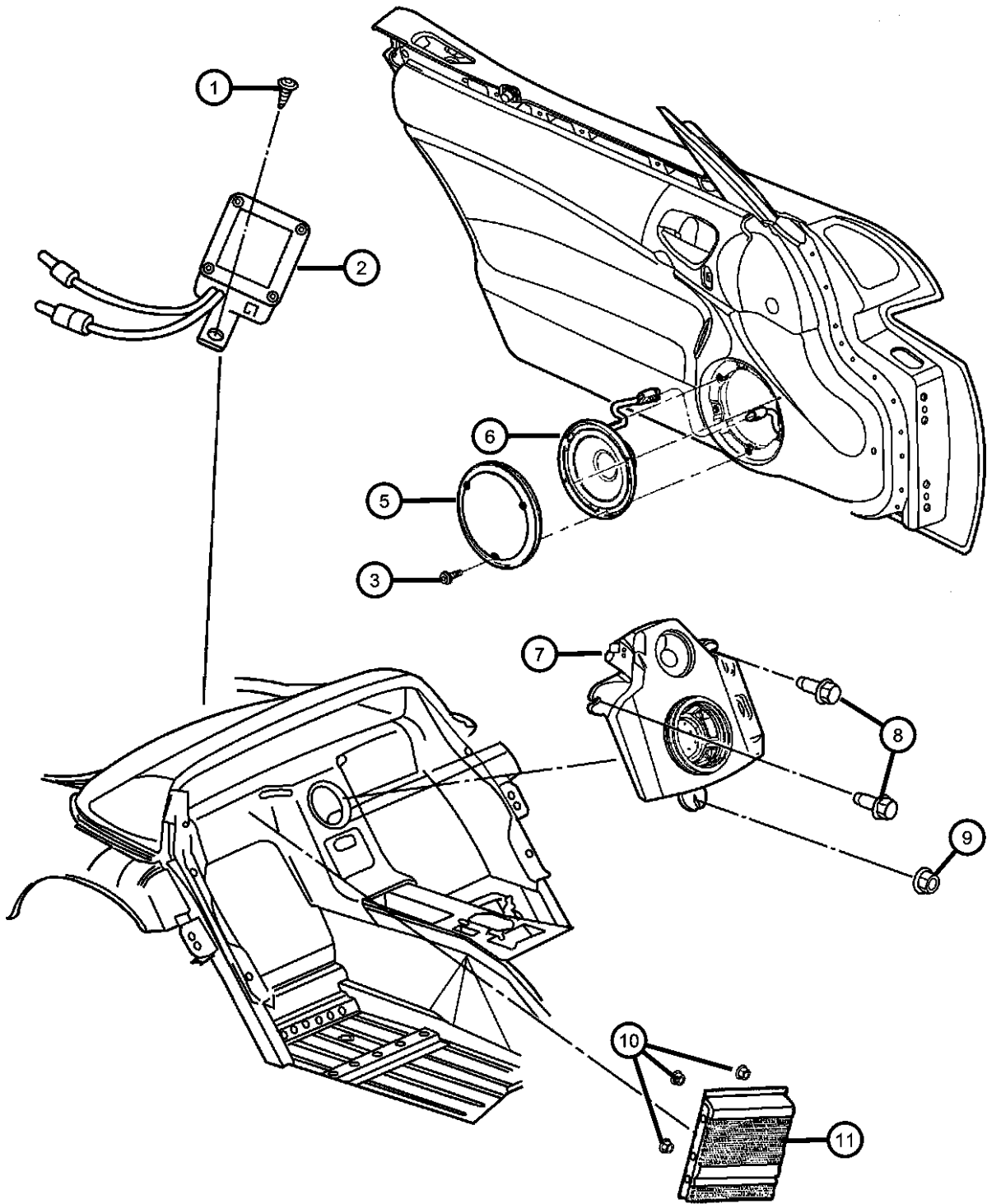


ITEM	PART NUMBER	QTY	LINE	SERIES	BODY	ENGINE	TRANS	TRIM	DESCRIPTION
1	05091507AE	1							RADIO, AM/FM with CD and Equalizer, [JAA]
-2	05091610AC	1							RADIO, AM/FM with CD [JAA,JDW]
		1							[JAA,JCN]
3	04865532AA	1							SUPPORT, Instrument Panel
4	06101946	4							SCREW, Tapping
5	05029027AB	1							STRAP, Ground
6	06506210AA	1							SCREW, M6x2.25x19.25
-7	04793468	2							CLIP, Tie Wrap Type XMas Tree

VIPER (ZB)				
SERIES	LINE	BODY	ENGINE	TRANSMISSION
S = SPORT	D = DODGE	27 = 2-DR CONVERTIBLE	EWC = 8.3L V10 SFI Engine	DEC = 6-Speed Manual Transmission
X = SPECIAL		29 = SPECIALTY COUPE		

AR = use ase required - = Non illustrated part

Antenna-Speakers  
Figure 08A-330



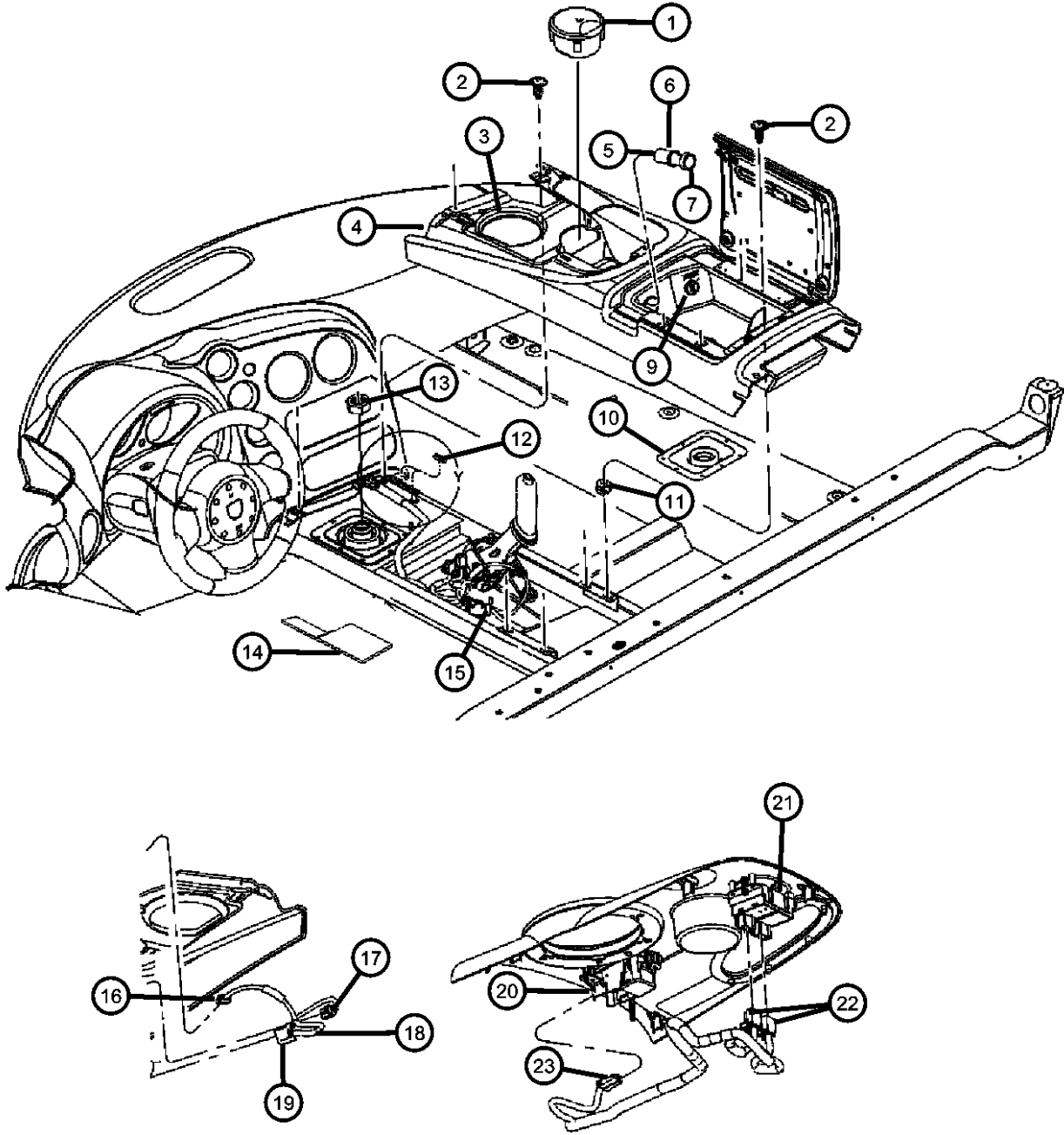
ITEM	PART NUMBER	QTY	LINE	SERIES	BODY	ENGINE	TRANS	TRIM	DESCRIPTION
1	06101826	1							SCREW, M6x1x20
2	04815551AC	1							MODULE, Radio Antenna
3	04815551AC	1							SCREW, [0.164-18x1.], (NOT SERVICED)
-4	05083940AA	1							BRACKET, Speaker
5	0SL12DX9AA	2							GRILLE, Speaker, Door Speakers
6	05029994AA	2							SPEAKER, Door
7	04865995AE	1							SPEAKER, Sub Woofer
8	04865995AE	1							SCREW AND WASHER, Head Head Lock, M8-1.25x30.00, (NOT SERVICED)
9	06102067AA	2							BOLT
10	06104726AB	3							NUT, Remote Amp to Floor Pan
11	04865994AE	1							AMPLIFIER, Radio
-12	04865745AC	2							SPEAKER, Tweeter
-13									GRILLE, Speaker
	0TV67DX9AA	1							Left
	0TV68DX9AA	1							Right
-14	04865939AA	2							SPEAKER, Rear

VIPER (ZB)					
SERIES	LINE	BODY	ENGINE	TRANSMISSION	
S = SPORT	D = DODGE	27 = 2-DR CONVERTIBLE	EWC = 8.3L V10 SFI Engine	DEC = 6-Speed Manual Transmission	
X = SPECIAL		29 = SPECIALTY COUPE			

AR = use ase required - = Non illustrated part



Floor Console  
Figure 08A-410



ITEM	PART NUMBER	QTY	LINE	SERIES	BODY	ENGINE	TRANS	TRIM	DESCRIPTION
1	05029529AA	1							ASH RECEIVER, Floor Console
2	00153634	4							SCREW
3	05093230AA	1							RING, Shift Ring
4	0XP181X9AA	1							BEZEL, Console Shifter
5	04685370	1							KNOB AND ELEMENT, Cigar Lighter
6	04793555	1							RING, Cigar Lighter Mounting
7	04793551	1							BASE, Cigar Lighter
-8	05093227AA	1							HOUSING, Switch
9	04865875AA	1							SWITCH, Passenger Airbag Disarm
10	05037319AA	1							BOOT, Gearshift
11	06032058	4							NUT, Snap In
12	04278662	2							SPACER
13	00124934	1							NUT, Hex Jam, .50-20
14	04865688AA	1							PAD, Tunnel
15	04865688AA	1							CONNECTOR, PIA with Wiring Assy., (NOT SERVICED)
16	04865688AA	1							CONNECTOR, Air Bag On/Off, (NOT SERVICED)
17	04865688AA	1							CONNECTOR, Cigar Lighter, (NOT SERVICED)
18	05030500AA	1							WIRING, Console
19	05030500AA	1							CONNECTOR, PIA with console Assy. Wiring, (NOT SERVICED)
20	05030500AA	1							POWER OUTLET, PIA With Bezel Assy., (NOT SERVICED)
21	04608633AD	2							SWITCH, Single Gang, Power Window
22	04608633AD	2							CONNECTOR, Window Switch, (NOT SERVICED)
23	04608633AD	2							CONNECTOR, Power Point, (NOT SERVICED)
-24	05093298AA	1							SCREW, Cap

VIPER (ZB)					
SERIES	LINE	BODY	ENGINE	TRANSMISSION	
S = SPORT	D = DODGE	27 = 2-DR CONVERTIBLE	EWC = 8.3L V10 SFI Engine	DEC = 6-Speed Manual Transmission	
X = SPECIAL		29 = SPECIALTY COUPE			

AR = use ase required - = Non illustrated part

Group - 9

Engine Mounting

Group - 9 Engine Mounting

Illustration Title

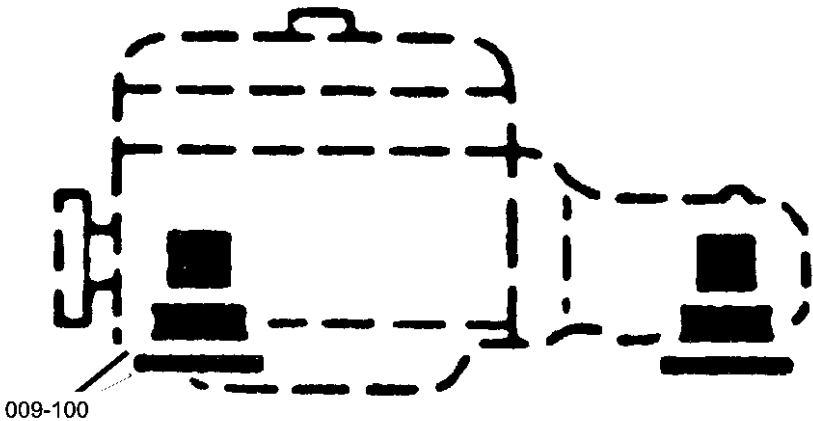
Group-Fig. No.

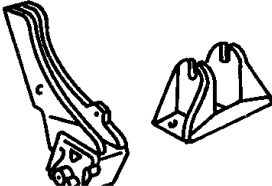
Engine Mounting

Mounts, Engine..... Fig. 9 - 110

Engine Mount To Chasis..... Fig. 9 - 120

Engine Mounting - Transmission..... Fig. 9 - 130



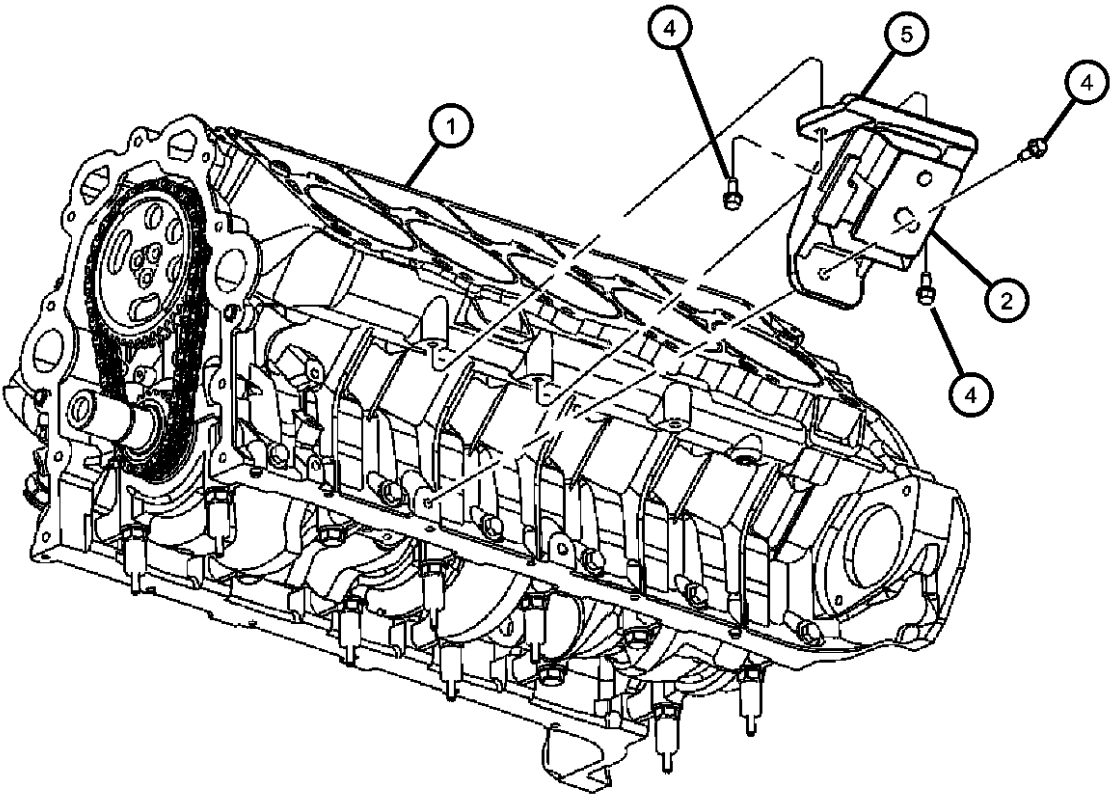
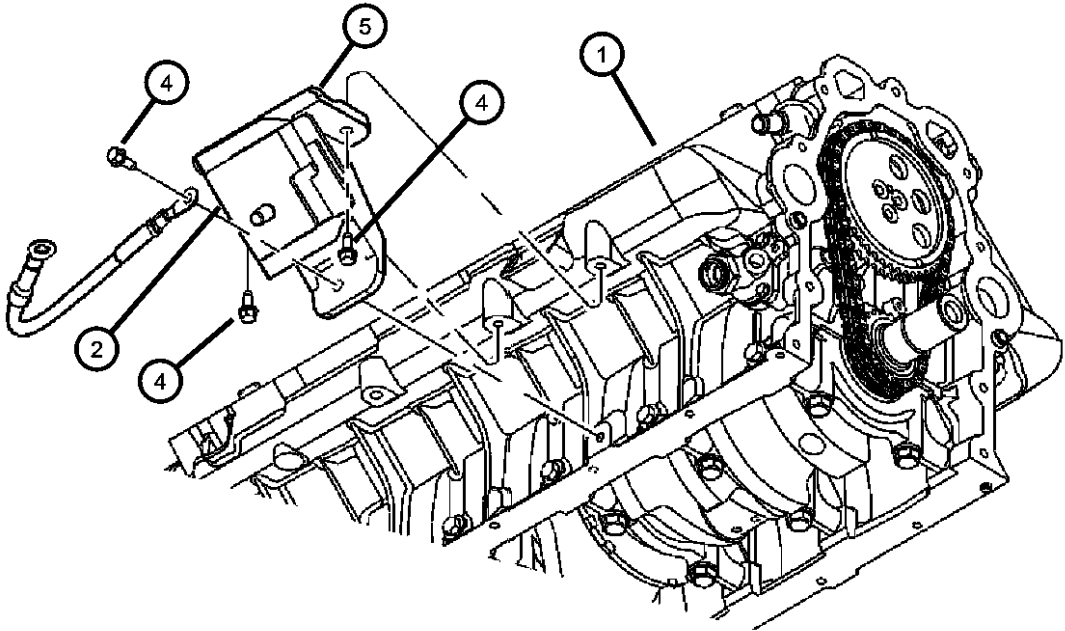
<div><div>009-100</div><div>Engine Mounting</div><div></div></div>			
------------------------------------------------------------------------------------------------------------------------------------------------------	--	--	--

Mounts, Engine  
Figure 9-110

ITEM	PART NUMBER	QTY	LINE	SERIES	BODY	ENGINE	TRANS	TRIM	DESCRIPTION
------	-------------	-----	------	--------	------	--------	-------	------	-------------

NOTE:  
Sales Codes:  
[EWC]=8.3L V10 Engine

1	05093298AA	1							BLOCK, Engine Cylinder, (NOT SERVICED)
2									INSULATOR, Engine Mount
	04642617AB	1				EWC			Left
	04643530AB	1				EWC			Right
-3	06035864	1				EWC			NUT
4	00154935AA	6				EWC			SCREW, SCREW, Bracket To Block
5	05037298AA	1				EWC			BRACKET, Isolator
-6	04643546	1				EWC			SHIELD, Heat

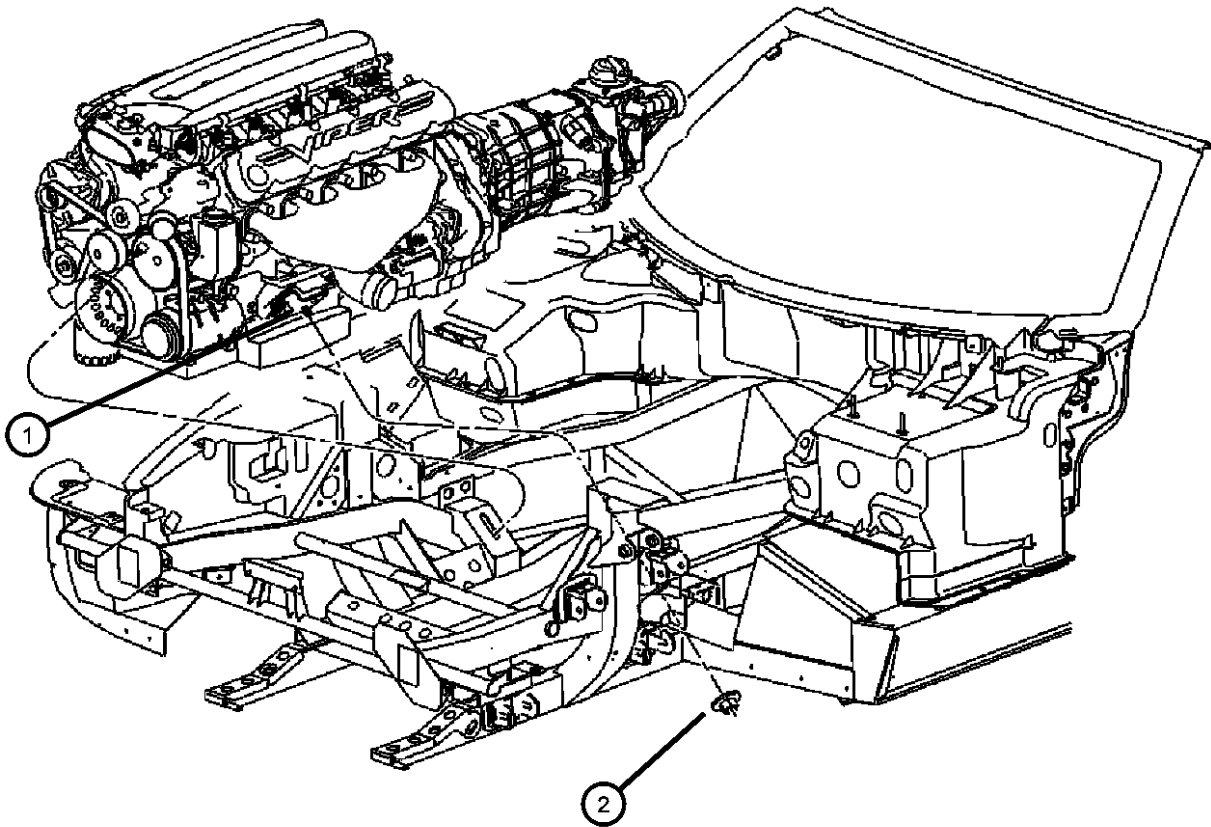


VIPER (ZB)				
SERIES	LINE	BODY	ENGINE	TRANSMISSION
S = SPORT	D = DODGE	27 = 2-DR CONVERTIBLE	EWC = 8.3L V10 SFI Engine	DEC = 6-Speed Manual Transmission
X = SPECIAL		29 = SPECIALTY COUPE		

AR = use ase required - = Non illustrated part

Engine Mount To Chasis  
Figure 9-120

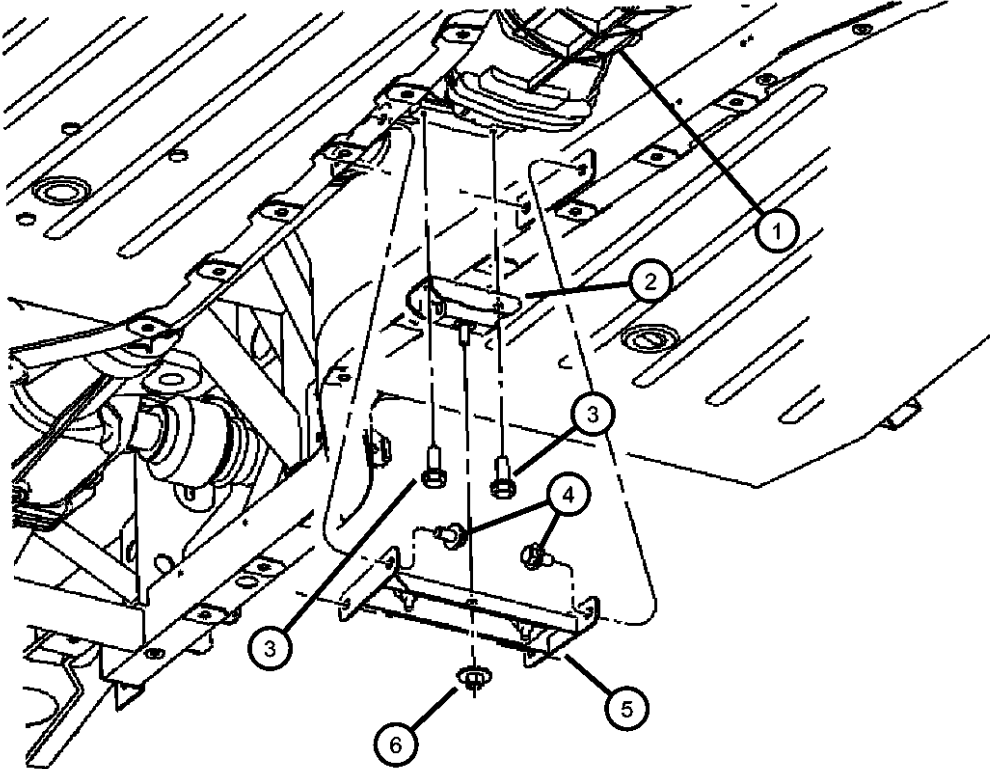
ITEM	PART NUMBER	QTY	LINE	SERIES	BODY	ENGINE	TRANS	TRIM	DESCRIPTION
1	04642617AB	1				EWC			INSULATOR, Engine Mount Left
	04643530AB	1				EWC			Right
2	06035864	2							NUT, Mount To Chasis



VIPER (ZB)				
SERIES	LINE	BODY	ENGINE	TRANSMISSION
S = SPORT	D = DODGE	27 = 2-DR CONVERTIBLE	EWC = 8.3L V10 SFI Engine	DEC = 6-Speed Manual Transmission
X = SPECIAL		29 = SPECIALTY COUPE		

Engine Mounting - Transmission  
Figure 9-130

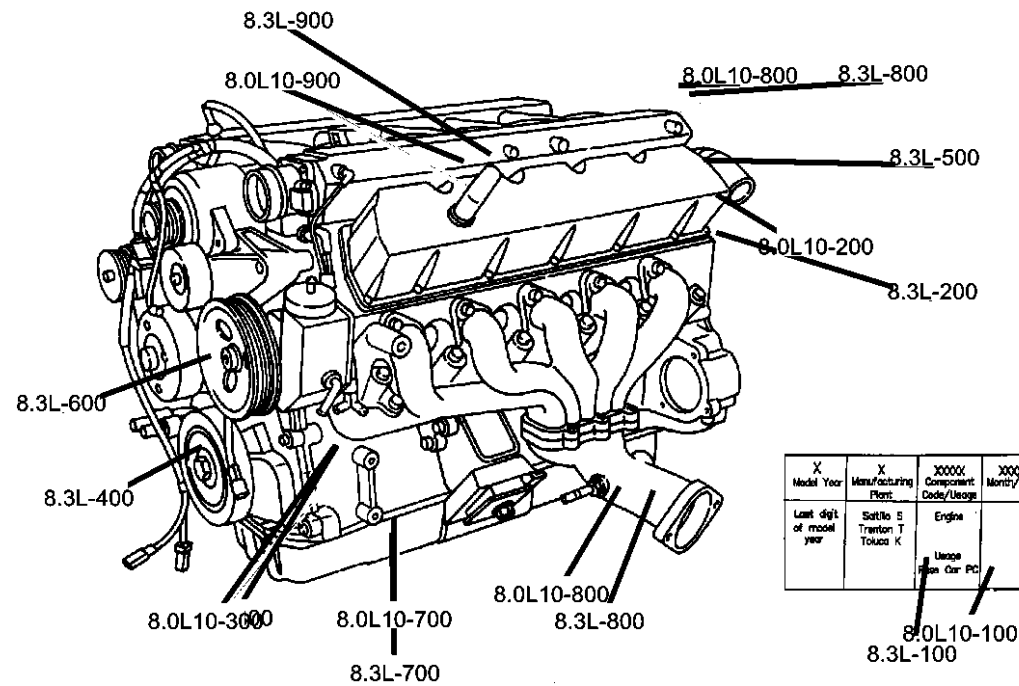
ITEM	PART NUMBER	QTY	LINE	SERIES	BODY	ENGINE	TRANS	TRIM	DESCRIPTION
1	06035864	2							TRANSMISSION, See Transmission Group, (NOT SERVICED)
2	04643318	1							MOUNT, Transmission
3	06501596	2							SCREW AND WASHER, Hex Head, M10x1.5x45
4	06101058	4							BOLT AND WASHER, Hex Head, M10x1.50x20
5	05037263AA	1							CROSSMEMBER, Transmission
6	06101761	1							NUT, Coned Washer, M10 x 1.50



VIPER (ZB)				
SERIES	LINE	BODY	ENGINE	TRANSMISSION
S = SPORT	D = DODGE	27 = 2-DR CONVERTIBLE	EWC = 8.3L V10 SFI Engine	DEC = 6-Speed Manual Transmission
X = SPECIAL		29 = SPECIALTY COUPE		

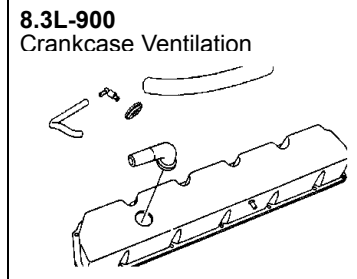
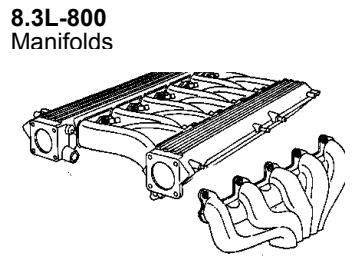
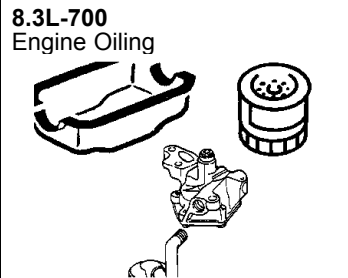
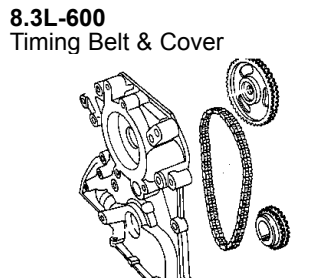
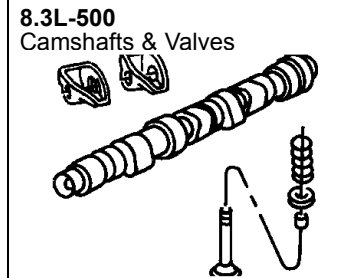

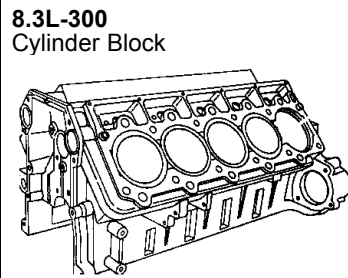
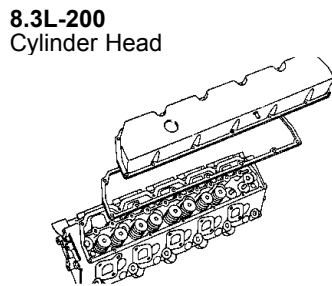
# Group - 8.3L

## Engine 8.3L Ten Cylinder [EWC]



X Model Year	X Manufacturing Plant	XXXXX Component Code/Usage	XXXX Month/Day	XXXXXXXXX Serial Code
Last digit of model year	Satiko S Tronton T Tokuo K	Engine  Usage Pass Car PC Truck T		Last 8 Digits of VIN

8.3L-100 Engine Identification				
X Model Year	X Manufacturing Plant	XXXXX Component Code/Usage	XXXX Month/Day	XXXXXXXXX Serial Code
Last digit of model year	Satiko S Tronton T Tokuo K	Engine  Usage Pass Car PC Truck T		Last 8 Digits of VIN



Group - 8.3L Engine 8.3L Ten Cylinder [EWC]

Illustration Title	Group-Fig. No.
<b>Engine Identification</b>	
I.D. Location 8.3L V10 [EWC] .....	Fig. 8.3L - 110
<b>Cylinder Head</b>	
Cylinder Head and Covers 8.3L V10 [EWC] .....	Fig. 8.3L - 210
<b>Cylinder Block</b>	
Block, Cylinder 8.3L V10 [EWC] .....	Fig. 8.3L - 310
<b>Crankshaft, Piston and Torque Converter</b>	
Crankshaft and Pistons 8.3L V10 [EWC] .....	Fig. 8.3L - 410
<b>Camshafts &amp; Valves</b>	
Camshafts and Valves 8.3L V10 [EWC] .....	Fig. 8.3L - 510
<b>Timing Belt &amp; Cover</b>	
Timing Chain and Cover 8.3L V10 [EWC] .....	Fig. 8.3L - 610
<b>Engine Oiling</b>	
Engine Oiling 8.3L V10 [EWC] .....	Fig. 8.3L - 710
Engine Oil Cooler 8.3 V10 [EWC] .....	Fig. 8.3L - 720
<b>Manifolds</b>	
Manifolds, Intake and Exhaust 8.3L V10 [EWC] .....	Fig. 8.3L - 810
<b>Crankcase Ventilation</b>	
Crankcase Ventilation 8.3L V10 [EWC] .....	Fig. 8.3L - 910

I.D. Location 8.3L V10 [EWC]  
Figure 8.3L-110

ITEM	PART NUMBER	QTY	LINE	SERIES	BODY	ENGINE	TRANS	TRIM	DESCRIPTION
------	----------------	-----	------	--------	------	--------	-------	------	-------------

Engine ID is located on the left bank at the rear of the block just below the head

NOTE:

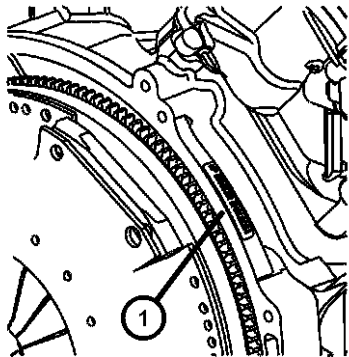
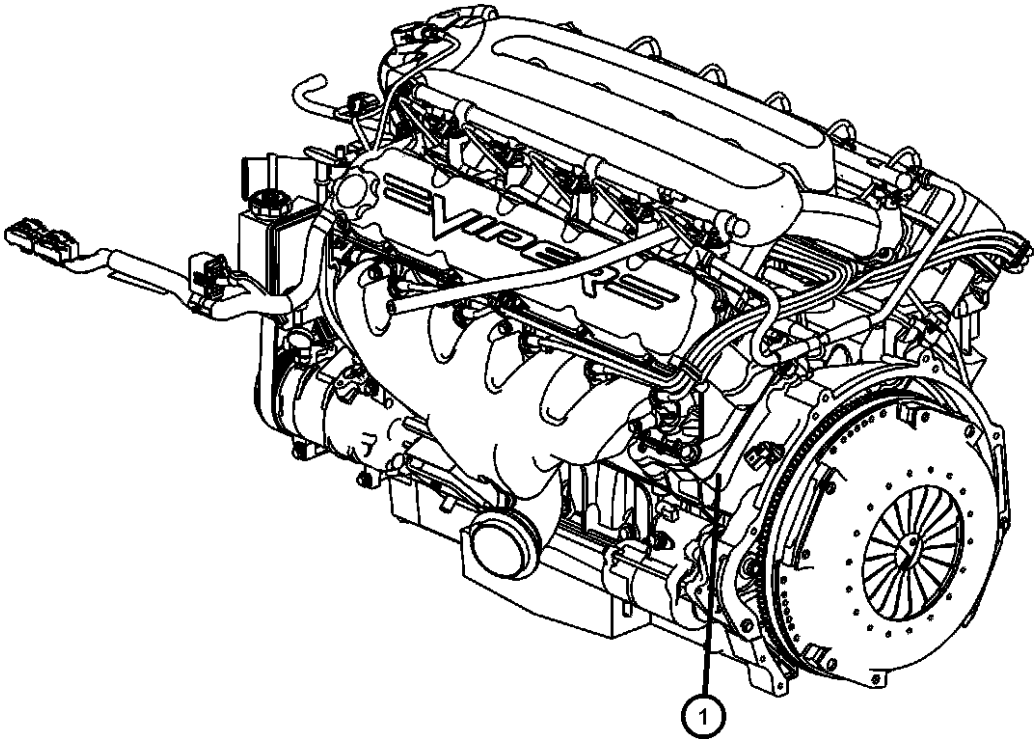
Sales Codes:

[DEC] = 6-Speed Manual Transmission

[EWC] = 8.3L V10 SFI Engine

1 06101761 1

LABEL, Engine Identification, (NOT  
SERVICED)



VIPER (ZB)

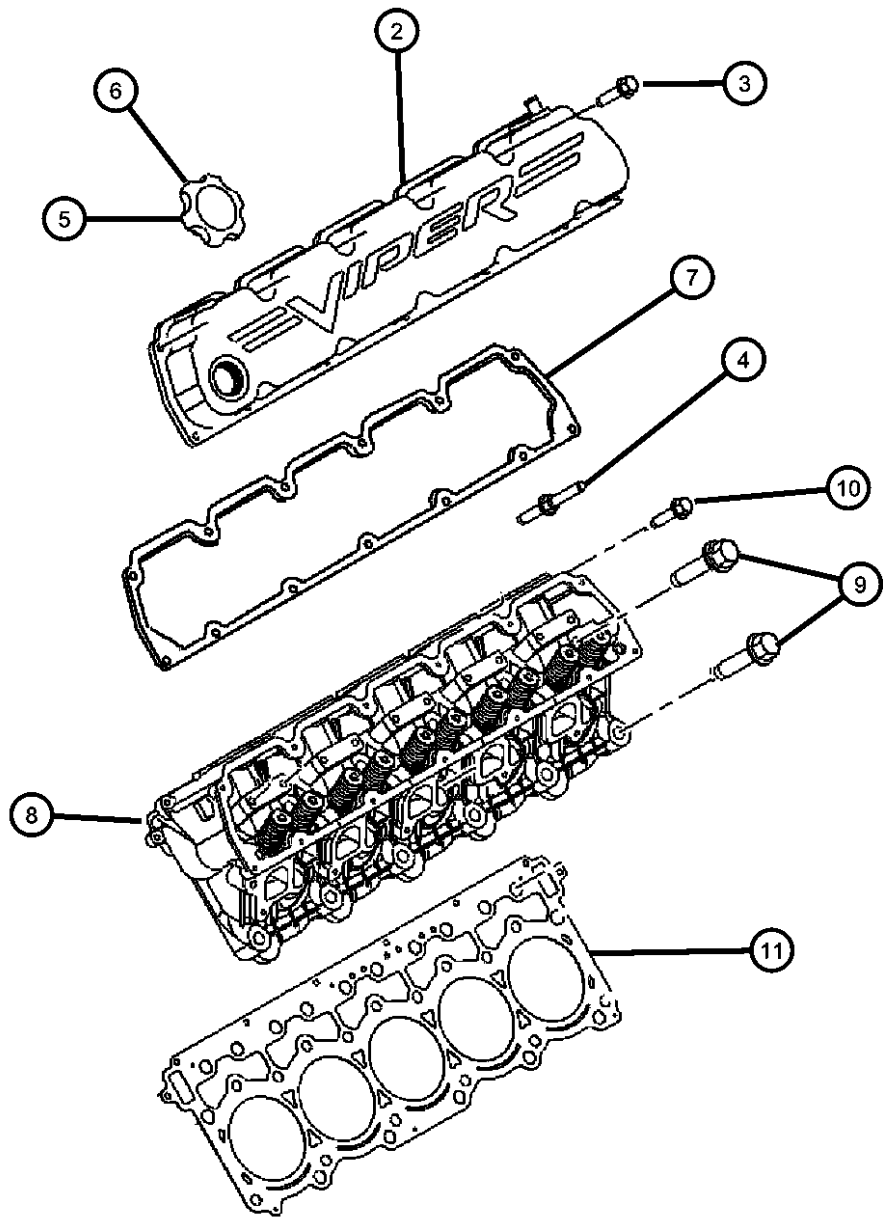
SERIES	LINE	BODY	ENGINE	TRANSMISSION
S = SPORT	D = DODGE	27 = 2-DR CONVERTIBLE	EWC = 8.3L V10 SFI Engine	DEC = 6-Speed Manual Transmission
X = SPECIAL		29 = SPECIALTY COUPE		

AR = use ase required - = Non illustrated part

2006 ZB



Cylinder Head and Covers 8.3L V10 [EWC]  
Figure 8.3L-210



ITEM	PART NUMBER	QTY	LINE	SERIES	BODY	ENGINE	TRANS	TRIM	DESCRIPTION
NOTE: Sales Codes: [DEC] = 6-Speed Manual Transmission [EWC] = 8.3L V10 SFI Engine									
-1	05086534AB	1				EWC			GASKET PACKAGE, Engine Upper, Includes,Cylinder Head Gasket, Valve Cover Gasket, Intake and Exhaust Manifold Gasket, Throttle Body Gasket and Thermostat Gasket., One Package Will Do One Cylinder Head COVER, Cylinder Head
2	05037156AF	1				EWC			Right, Right
	05037155AG	1				EWC			Left, Left
3	06035666	13				EWC			SCREW, Hex Flange Head, .25-20x1.00
4	06036519AA	13				EWC			STUD, Double Ended
5	04648832AB	1				EWC			CAP, Oil Filler, Includes O-Ring
6	68029299AA	1			D	EWC			O RING, Oil Filler Cap
7	05037157AB	1				EWC			GASKET, Valve Cover
8	05037064AG	2				EWC			HEAD, Cylinder
9	06035471	24				EWC			BOLT, Cylinder Head
10	06035666	16				EWC			SCREW, Hex Flange Head, .25-20x1.00, Head Tappet Gallery
11	04763749	2				EWC			GASKET, Cylinder Head

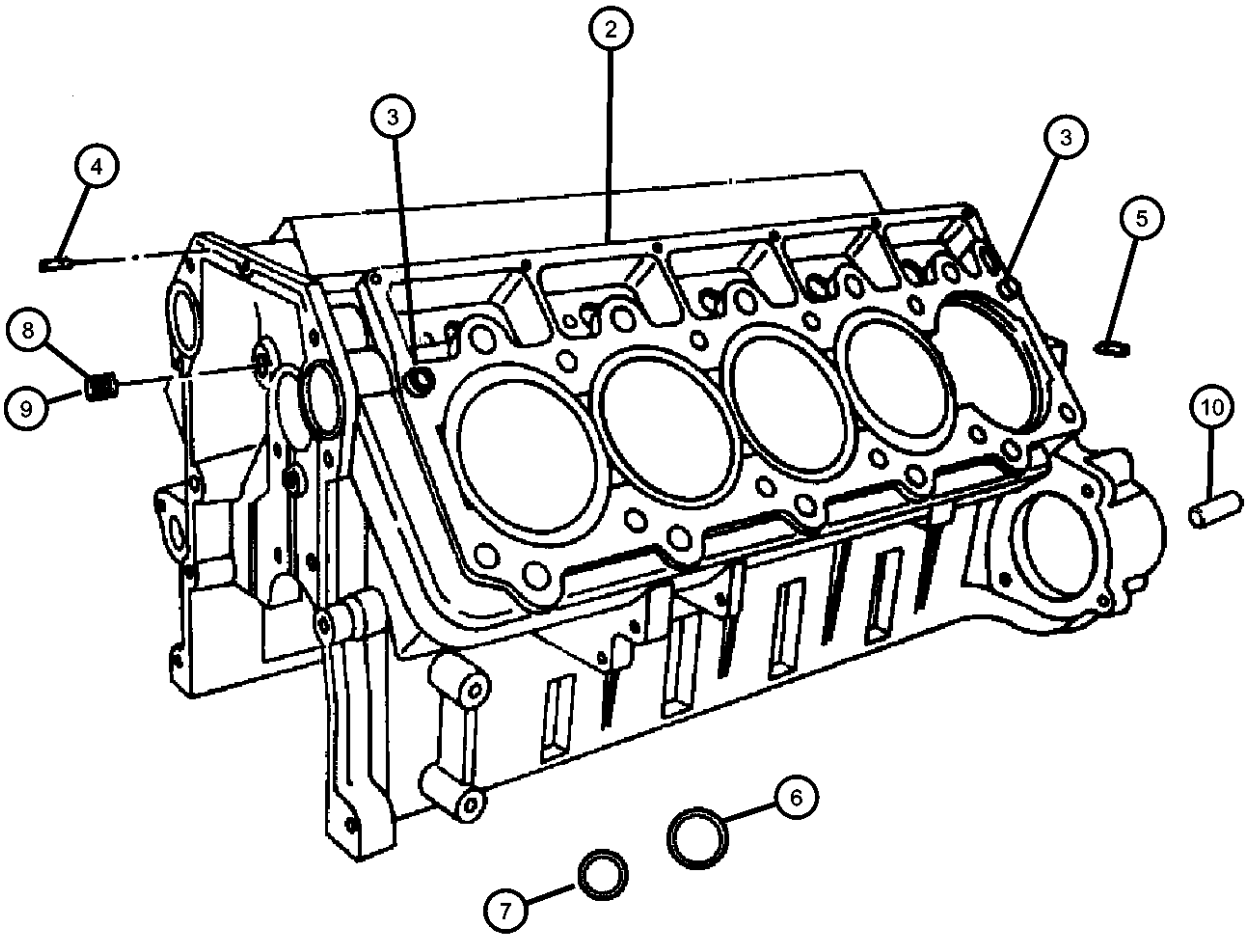
VIPER (ZB)				
SERIES	LINE	BODY	ENGINE	TRANSMISSION
S = SPORT	D = DODGE	27 = 2-DR CONVERTIBLE	EWC = 8.3L V10 SFI Engine	DEC = 6-Speed Manual Transmission
X = SPECIAL		29 = SPECIALTY COUPE		

Block, Cylinder 8.3L V10 [EWC]  
Figure 8.3L-310

ITEM	PART NUMBER	QTY	LINE	SERIES	BODY	ENGINE	TRANS	TRIM	DESCRIPTION
------	-------------	-----	------	--------	------	--------	-------	------	-------------

NOTE:  
Sales Codes:  
[DEC] = 6-Speed Manual Transmission  
[EWC] = 8.3L V10 SFI Engine

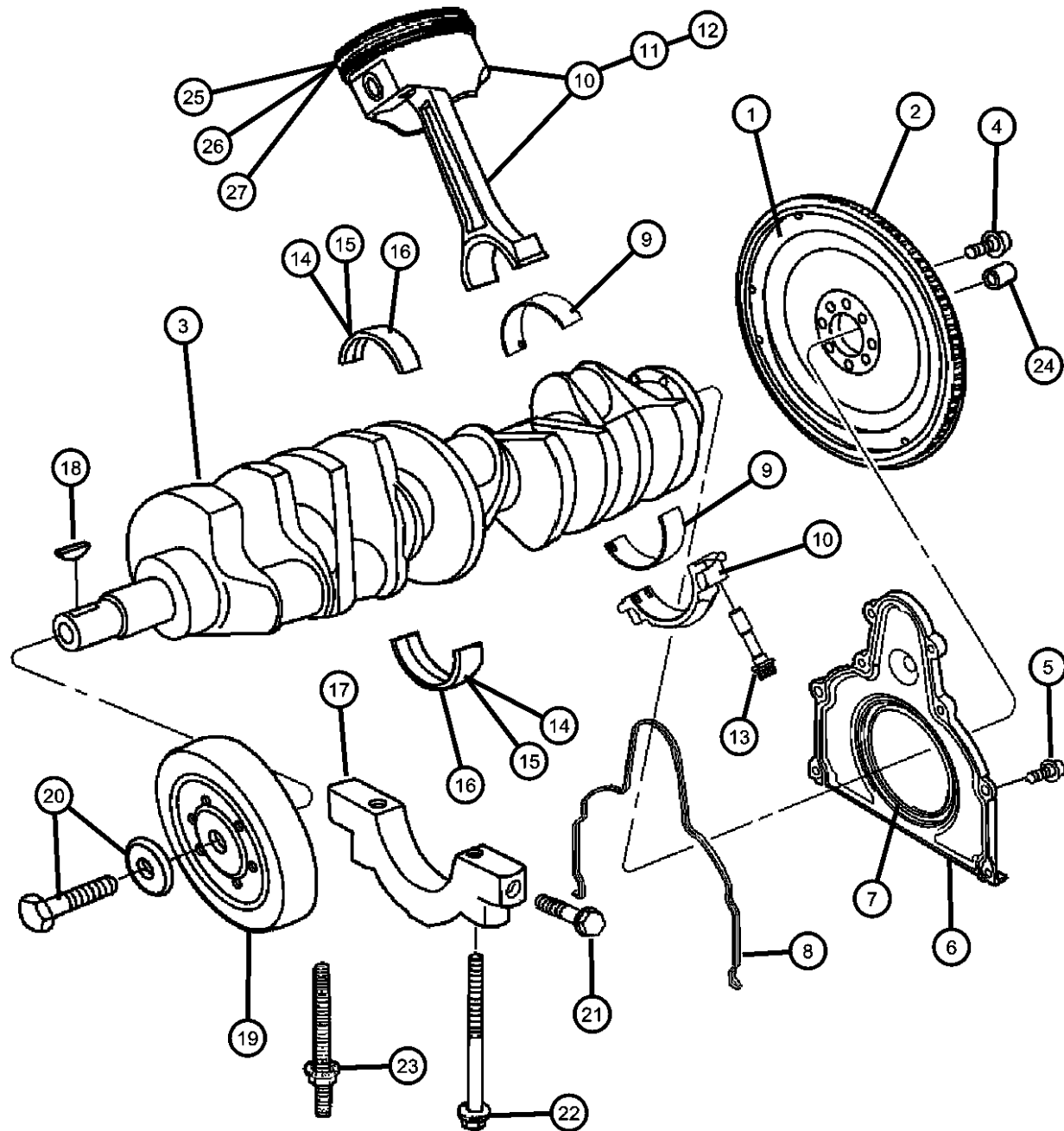
-1	05086535AE	1				EWC			GASKET PACKAGE, Engine Lower, Includes, Rear Main Seal, Rear Main Seal Retainer Gasket, Front Timing Cover Gasket, Front Crankshaft Seal, Oil Pan Gasket, Oil Cooler Gasket, Water Pump Gasket
2	05166381AC	1				EWC			BLOCK, SHORT
3	J4005149	4				EWC	DEC		DOWEL, Locator, Block to Head
4	05245055	2				EWC	DEC		DOWEL, Front Cover
5	05245058	4				EWC	DEC		DOWEL, Rear Oil Seal Retainer
6	06034804	1				EWC	DEC		PLUG, Core, 1.39 Diameter
7	04663941AB	1				EWC	DEC		PLUG, Core, 1.00 Diameter
8	06036543AA	1				EWC	DEC		PLUG, Pipe, [.125-27x.310], Cylinder Block Oil Gallery
9	06036308AA	10				EWC	DEC		PLUG, [.375-18x.475], Cylinder Block Oil Gallery
10	04429678	2				EWC	DEC		PIN, Dowel, Clutch Housing To Block



VIPER (ZB)								
SERIES	LINE		BODY		ENGINE		TRANSMISSION	
S = SPORT	D = DODGE		27 = 2-DR CONVERTIBLE		EWC = 8.3L V10 SFI Engine		DEC = 6-Speed Manual Transmission	
X = SPECIAL			29 = SPECIALTY COUPE					

AR = use ase required - = Non illustrated part

**Crankshaft and Pistons 8.3L V10 [EWC]  
Figure 8.3L-410**



**NOTE:**

When Replacing Piston And Connecting Rod Packages 05135749AB 05135750AB, Upgraded Connecting Rod Bolts 05037575AA Must Also Be U

Sales Codes:

[DEC] = 6-Speed Manual Transmission

[EWC] = 8.3L V10 SFI Engine

ITEM	PART NUMBER	QTY	LINE	SERIES	BODY	ENGINE	TRANS	TRIM	DESCRIPTION
1	05037226AB	1				EWC			FLYWHEEL
2	02843214	1				EWC			GEAR, Flywheel Ring, Also Served In Item 1 Flywheel
3	05037599AD	1				EWC			CRANKSHAFT, See Note, [.75-16] Thread
4	06036617AA	8				EWC			BOLT, Flexplate
5	06035666	8				EWC			SCREW, Hex Flange Head, .25-20x1.00, Rear Seal Retainer
6	05037053AC	1				EWC			RETAINER, Crankshaft Rear Oil Seal
7	05037300AA	1				EWC			SEAL, Rear Main Crankshaft
8	05037056AB	1				EWC			GASKET, Rear Oil Seal Retainer
9	05086003AB	AR				EWC			BEARING PACKAGE, Connecting Rod, Standard
10									PISTON PIN AND ROD, STD, See Note
	05135749AB	5				EWC			Left Side Cylinders 1,3,5,7,9, Left Side
	05135750AB	5				EWC			Right Side Cylinders 2,4,6,8,10, Right Side
11									PISTON PIN AND ROD, .010" O/S
	05136167AA	5				EWC			Left Side Cylinders 1,3,5,7,9, Left Side
	05136168AA	5				EWC			Right Side Cylinders 2,4,6,8,10, Right Side
12									PISTON PIN AND ROD, .020" O/S
	05136170AA	5				EWC			Right Side Cylinders 2,4,6,8,10, Right Side
	05136169AA	5				EWC			Left Side Cylinders 1,3,5,7,9, Left Side
13	05037575AA	20				EWC			BOLT, Connecting Rod, [MJ9X1.00-4H]
14									BEARING PACKAGE, Crankshaft, Thurst Bearing
	04883686AA	5				EWC			Undersize .001 + .030" Outside Diameter
	04883687AA	5				EWC			Undersize .002 + .030" Outside Diameter
	04883685AA	5				EWC			Standard + .030" Outside Diameter
	04883688AA	5				EWC			Undersize .010 + .030" Outside Diameter

**VIPER (ZB)**

SERIES

S = SPORT  
X = SPECIAL

LINE

D = DODGE

BODY

27 = 2-DR CONVERTIBLE  
29 = SPECIALTY COUPE

ENGINE

EWC = 8.3L V10 SFI Engine

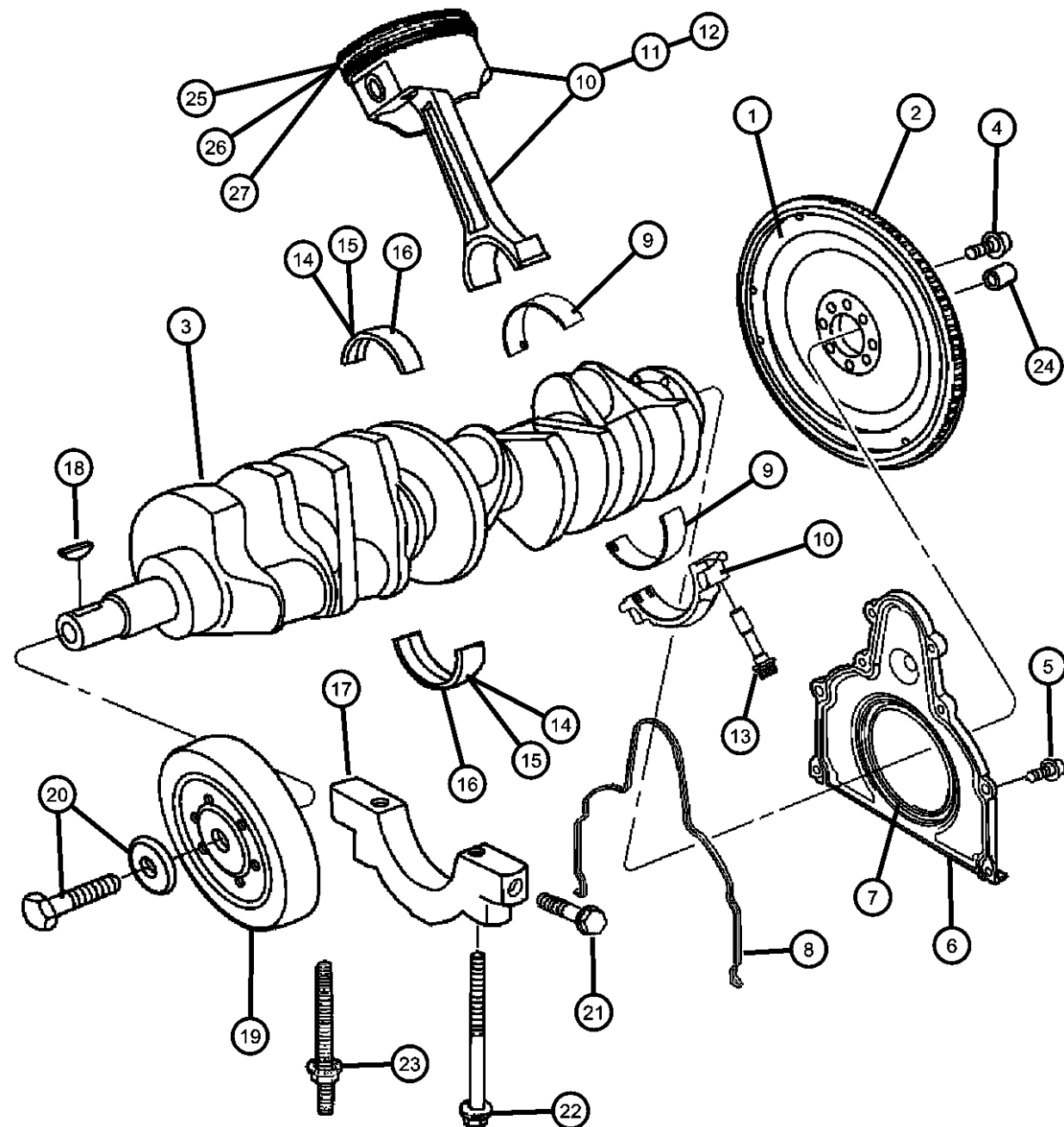
TRANSMISSION

DEC = 6-Speed Manual Transmission

AR = use ase required - = Non illustrated part

2006 ZB

**Crankshaft and Pistons 8.3L V10 [EWC]  
Figure 8.3L-410**



ITEM	PART NUMBER	QTY	LINE	SERIES	BODY	ENGINE	TRANS	TRIM	DESCRIPTION
15	04723540AC	AR				EWC			BEARING PACKAGE, Crankshaft Thrust, Standard Size, Thrust Bearing
16									BEARING PACKAGE, Crankshaft, Standard, Main Bearing
	04723536AB	5				EWC			[1,2,4,5,6] Magenta Standard
	04723538AC	5				EWC			[1,2,4,5,6] White Standard
17	04723538AC	5							CAP, Serviced in Block, (NOT SERVICED),
18	06034749	1				EWC			KEY, Crankshaft Sprocket
19	05037551AB	1				EWC			DAMPER, Crankshaft
20	06036207AA	1				EWC			BOLT, Hex Head, Standard Thread, [.750-16X2.250], Standard
21	06035470	12				EWC	DEC		SCREW, Main bearing cap to block
22	06035665	4				EWC	DEC		BOLT, Bearing Cap, [.500-13X4.250]
23	06036549AA	8				EWC	DEC		STUD, [.500-13X.312-18X5.67]
24	53009181AB	1				EWC			BEARING, Pilot
25	05086536AA	1				EWC			PISTON RING SET, COMPLETE ENGINE, STD.
26	05086537AA	1				EWC			PISTON RING SET, COMPLETE ENGINE, .010" O/S
27	05086538AA	1				EWC			PISTON RING SET, COMPLETE ENGINE, .020" O/S

**VIPER (ZB)**

SERIES  
S = SPORT  
X = SPECIAL

LINE  
D = DODGE

BODY  
27 = 2-DR CONVERTIBLE  
29 = SPECIALTY COUPE

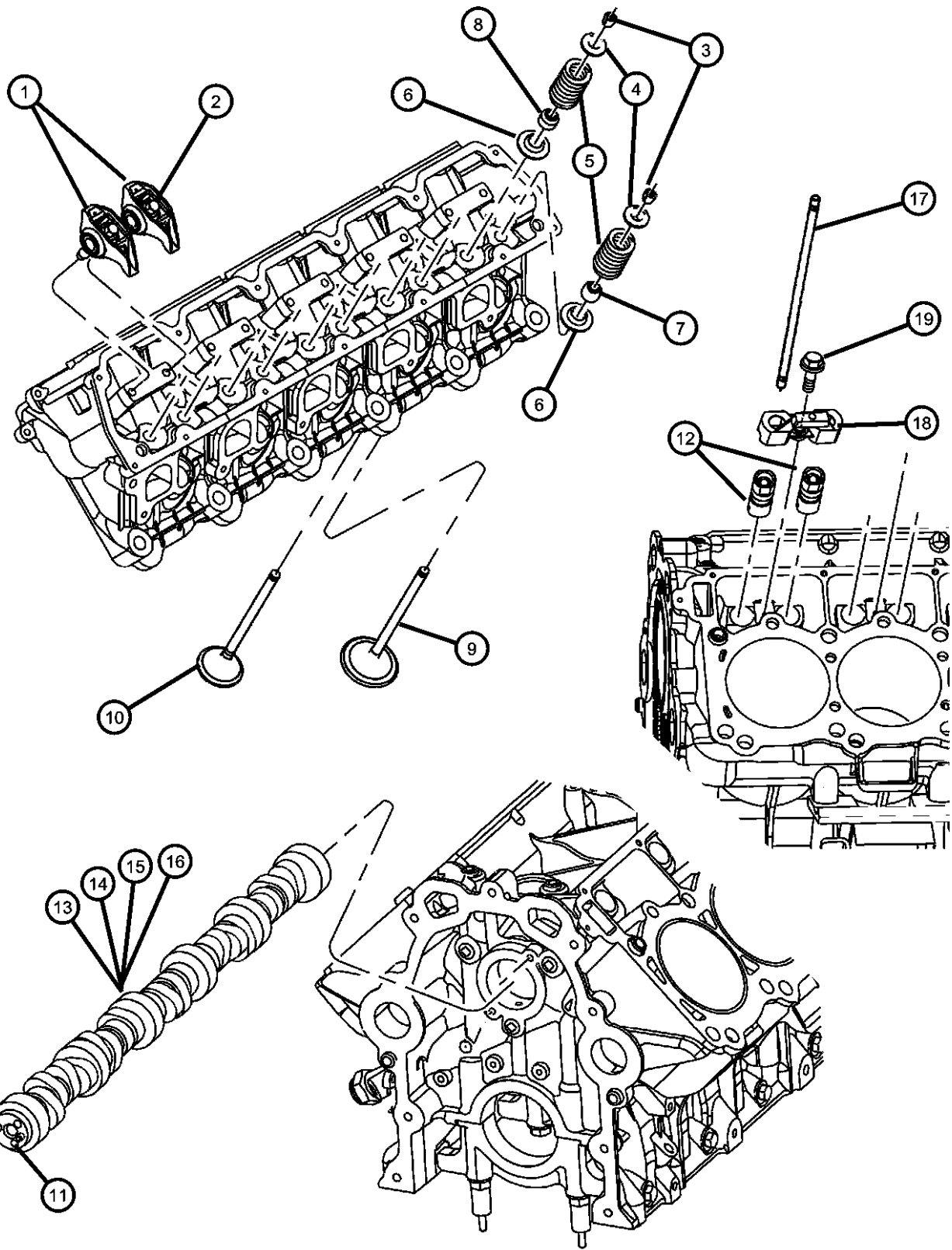
ENGINE  
EWC = 8.3L V10 SFI Engine

TRANSMISSION  
DEC = 6-Speed Manual Transmission

AR = use ase required - = Non illustrated part

2006 ZB

Camshafts and Valves 8.3L V10 [EWC]  
Figure 8.3L-510



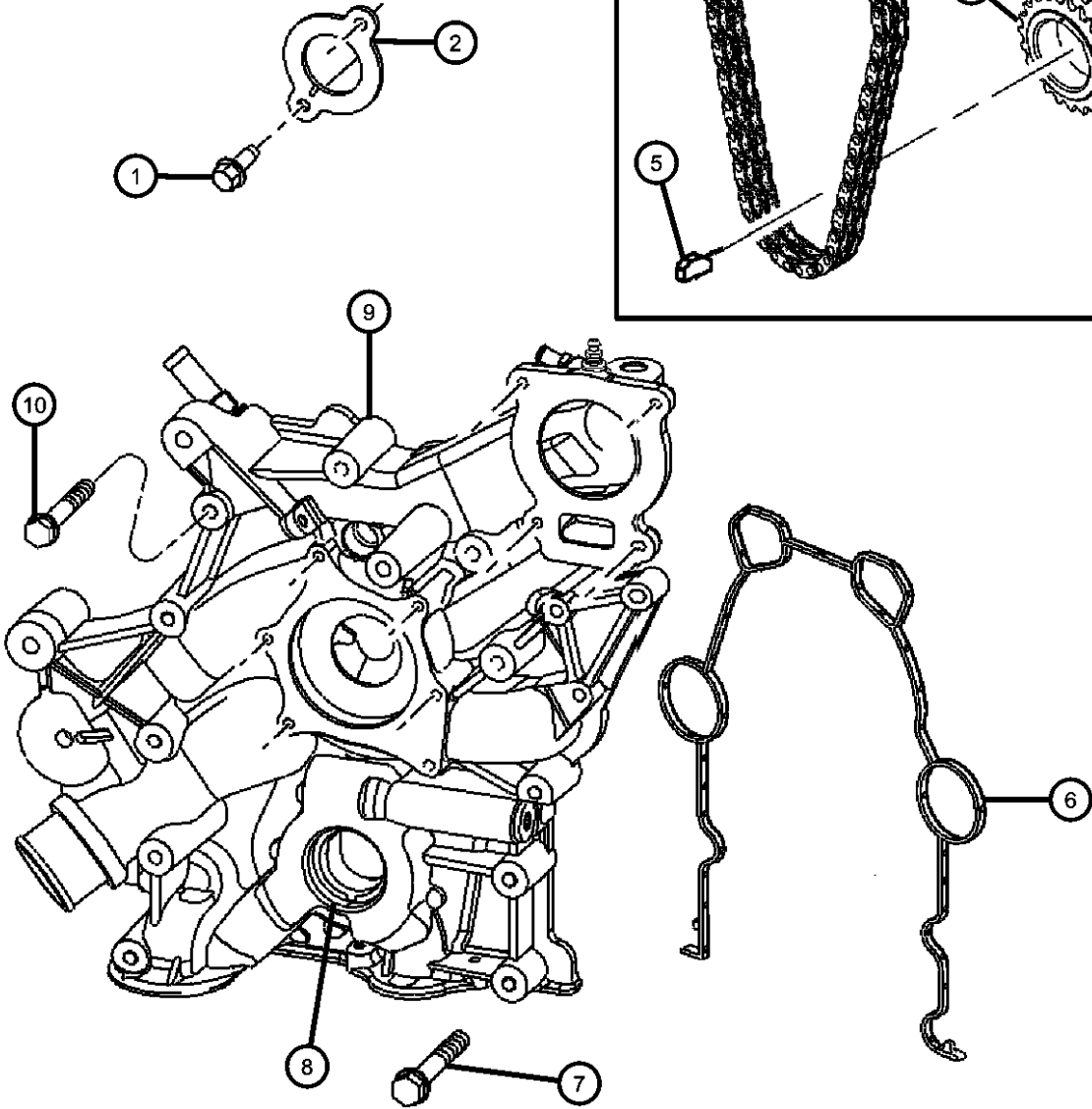
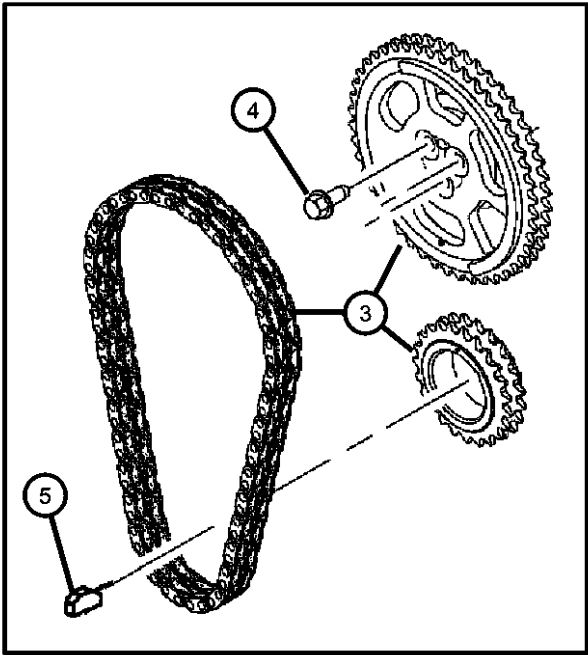
ITEM	PART NUMBER	QTY	LINE	SERIES	BODY	ENGINE	TRANS	TRIM	DESCRIPTION
NOTE: Sales Codes: [DEC] = 6-Speed Manual Transmission [EWC] = 8.3L V10 SFI Engine									
1	05037241AA	10				EWC			ROCKER ARM AND PIVOT, Valve, Includes Pedestal
2	06036425AA	20				EWC			SCREW
3	33003521	40				EWC			LOCK, Valve Spring Retainer
4	05037754AA	20				EWC			RETAINER, Valve Spring
5	05004032AC	20				EWC			SPRING, Valve
6	05004031AB	20				EWC			SEAT, Valve Spring
7	53009886	10				EWC			SEAL, Valve GuideIntake
8	53009887	10				EWC			SEAL, Valve GuideExhaust
9	05037232AB	10				EWC			VALVE, Intake, Standard
10	05037890AA	10				EWC			VALVE, Exhaust, Standard
11	00141195	1				EWC			DOWEL, .25x.62
12	05004042AA	20				EWC			TAPPET, Hyd. Roller
13	05037057AC	1				EWC			CAMSHAFT, Engine
14	05093027AB	1				EWC			CAMSHAFT, Engine, .002" O/S Journal
15	05093028AB	1				EWC			CAMSHAFT, Engine, .003" O/S Journal
16	05093030AB	1				EWC			CAMSHAFT, Engine, .030" O/S Journal
17	05037069AB	20				EWC			PUSH ROD, Valve
18	05037068AA	10				EWC			YOKE, Tappet Aligning
19	00181065	10				EWC			BOLT, Hex Head, .25-20x1.00

VIPER (ZB)		BODY		ENGINE	TRANSMISSION
SERIES	LINE				
S = SPORT	D = DODGE	27 = 2-DR CONVERTIBLE		EWC = 8.3L V10 SFI Engine	DEC = 6-Speed Manual Transmission
X = SPECIAL		29 = SPECIALTY COUPE			

AR = use ase required - = Non illustrated part

Timing Chain and Cover 8.3L V10 [EWC]  
Figure 8.3L-610

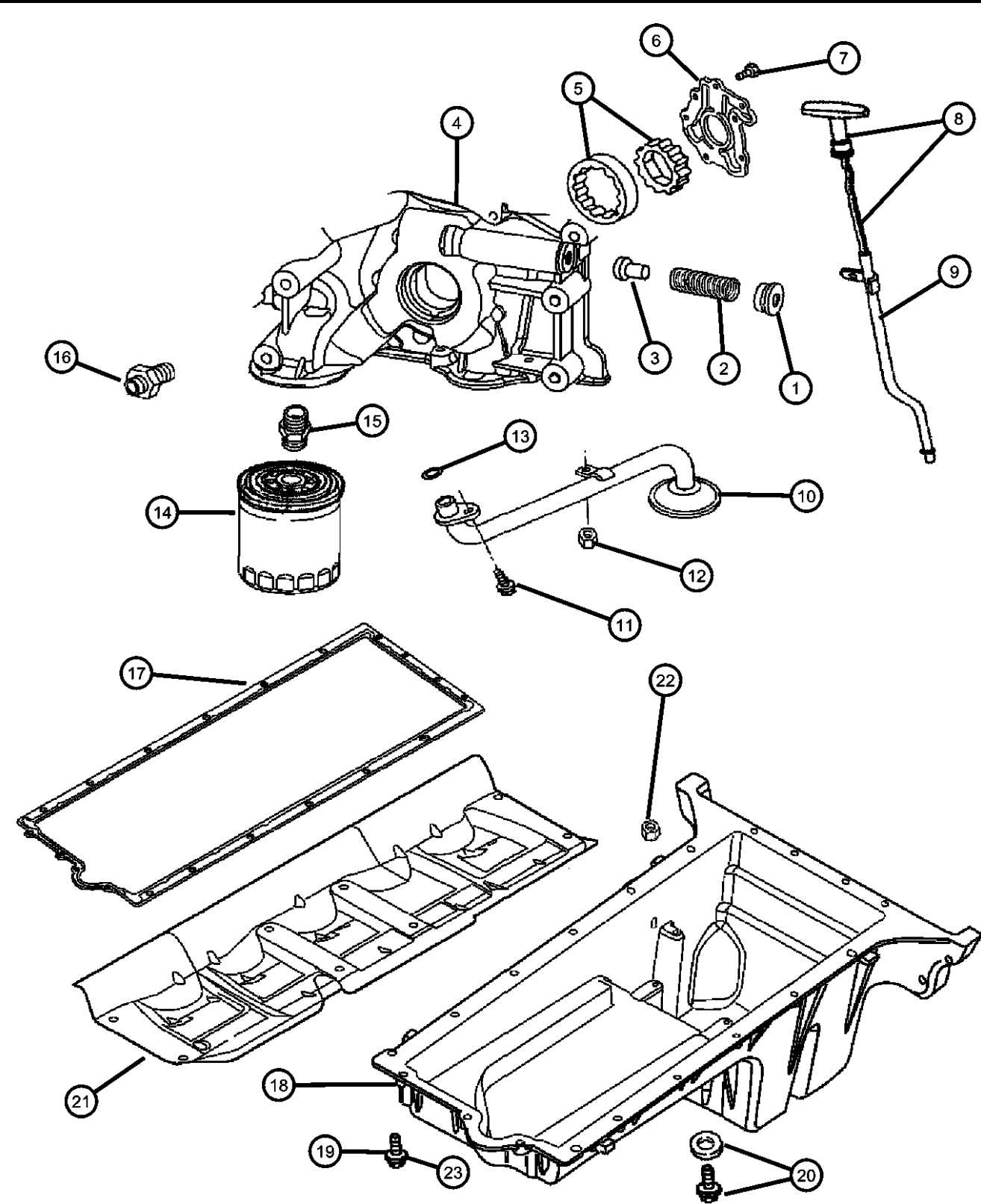
ITEM	PART NUMBER	QTY	LINE	SERIES	BODY	ENGINE	TRANS	TRIM	DESCRIPTION
NOTE: Sales Codes: [DEC] = 6-Speed Manual Transmission [EWC] = 8.3L V10 SFI Engine									
1	00220800	2				EWC			SCREW, Hex Head, .312-18x.75
2	05245359	1				EWC			PLATE, Camshaft Thrust
3	05086533AD	1				EWC			CHAIN PACKAGE, Timing, Contains Timing Chain and Gears
4	06036611AA	3				EWC			BOLT
5	06034749	1				EWC			KEY, Crankshaft Sprocket
6	05037067AD	1				EWC			GASKET, Chain Case Cover
7	00154934AA	3				EWC			SCREW AND WASHER
8	05245135	1				EWC			SEAL, Timing Case Cover, Front Crankshaft
9	05037036AJ	1				EWC			COVER, Timing Case
10	06034248	8				EWC			BOLT



VIPER (ZB)					
SERIES	LINE	BODY	ENGINE	TRANSMISSION	
S = SPORT	D = DODGE	27 = 2-DR CONVERTIBLE	EWC = 8.3L V10 SFI Engine	DEC = 6-Speed Manual Transmission	
X = SPECIAL		29 = SPECIALTY COUPE			

AR = use ase required - = Non illustrated part

Engine Oiling 8.3L V10 [EWC]  
Figure 8.3L-710



ITEM	PART NUMBER	QTY	LINE	SERIES	BODY	ENGINE	TRANS	TRIM	DESCRIPTION
NOTE: Sales Codes: [DEC] = 6-Speed Manual Transmission [EWC] = 8.3L V10 SFI Engine									
1	05037047AA	1				EWC			CAP, Oil Pressure Relief Valve
2	05037046AC	1				EWC			SPRING, Oil Pressure Relief Valve
3	05037045AB	1				EWC			PLUNGER, Oil Pressure Relief Valve
4	05037036AJ	1				EWC			COVER, Timing Case
5	05245525AC	1				EWC			ROTOR SET, Oil Pump
6	05037048AE	1				EWC			COVER, Engine Oil Pump
7	06034475	8				EWC			SCREW, Torx Head, .25-20x.75
8	05037214AE	1				EWC			INDICATOR, Engine Oil Level
9	05037215AE	1				EWC			TUBE, Engine Oil Indicator
10	05037312AE	1				EWC			PICKUP, Engine Oil
11	06035666	1				EWC			SCREW, Hex Flange Head, .25-20x1.00
12	00152472	1				EWC			NUT, Hex Flange Lock, .312-18
13	06032920	1							SEAL, Oil Pick Up Tube
14	05281090	1				EWC			FILTER, Engine Oil
	0FE00292								Canadian Aftermarket Part
	05281090BA								BULK PACK (12)
	77060018								Performance Mobil 1, 15W - 50 Tri-Synthetic Engine Oil-Recommended Fill for 6.1L & 8.3L
15	04104511	1				EWC			ADAPTER, Oil Filter
16	05037316AC	2							CONNECTOR, Engine Oil Cooler
17	05037163AD	1				EWC			GASKET, Oil Pan
18	05037159AI	1				EWC			PAN, Engine Oil
19	00154934AA	5				EWC			SCREW AND WASHER
20	06507741AA	1				EWC			PLUG, Oil Drain
21	05037158AD	1				EWC			TRAY, Windage
22	00152472	6				EWC			NUT, Hex Flange Lock, .312-18
23	00154777	10				EWC			SCREW AND WASHER, Hex Head, .25-20x1.00

VIPER (ZB)									
SERIES	LINE			BODY		ENGINE		TRANSMISSION	
S = SPORT	D = DODGE			27 = 2-DR CONVERTIBLE		EWC = 8.3L V10 SFI Engine		DEC = 6-Speed Manual Transmission	
X = SPECIAL				29 = SPECIALTY COUPE					

AR = use ase required - = Non illustrated part

Engine Oil Cooler 8.3 V10 [EWC]  
Figure 8.3L-720

ITEM	PART NUMBER	QTY	LINE	SERIES	BODY	ENGINE	TRANS	TRIM	DESCRIPTION
------	-------------	-----	------	--------	------	--------	-------	------	-------------

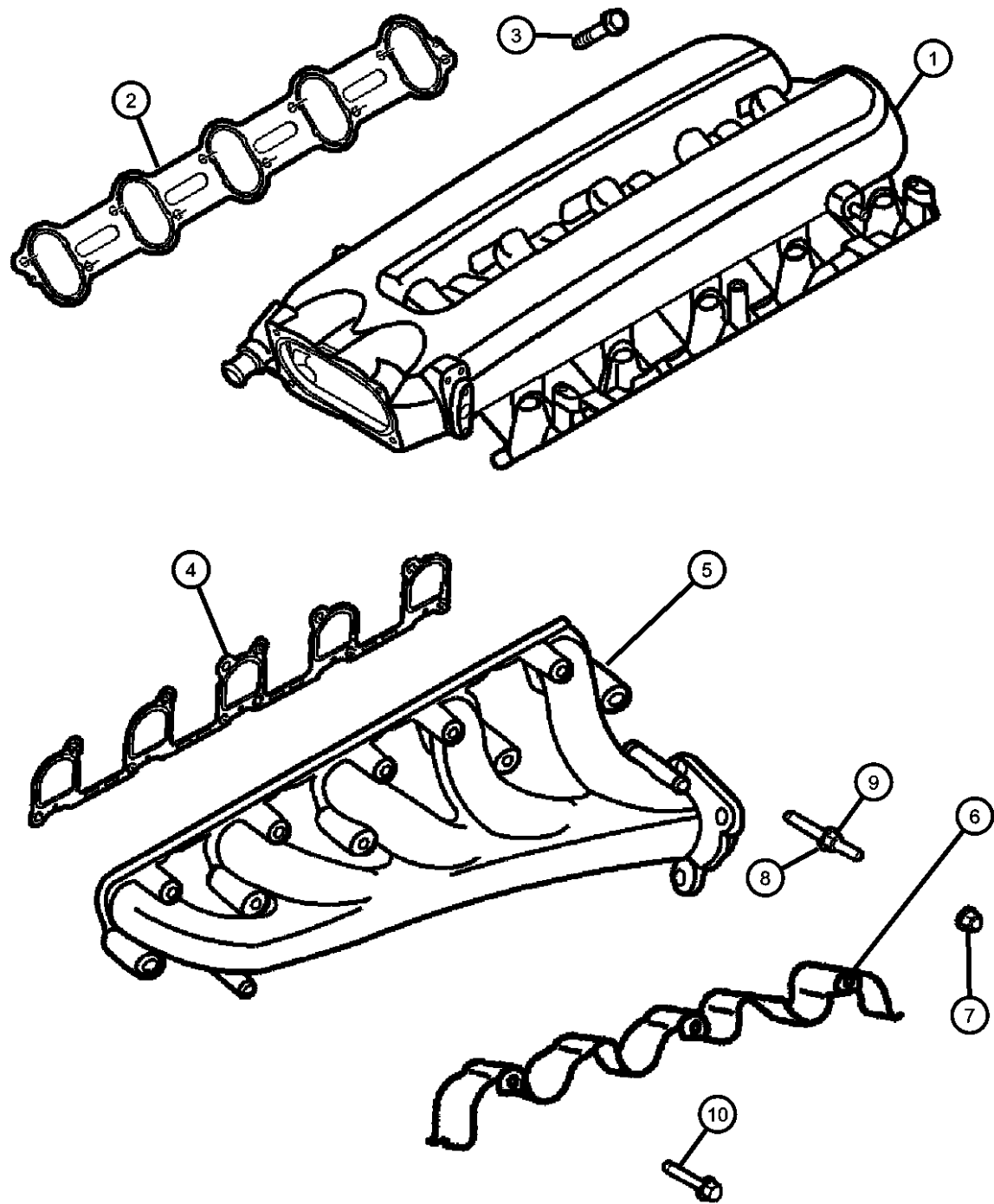
NOTE:  
Sales Codes:  
[DEC] = 6-Speed Manual Transmission  
[EWC] = 8.3L V10 SFI Engine

1	05290014AD	1							COOLER, Engine Oil
2	05290014AD	1							BRACKET, Oil Cooler, Serviced in Assembly, (NOT SERVICED)
3	05290014AD	1							BRACKET, Fender, Oil Cooler Mounts To Inner Right Fender, (NOT SERVICED)
4	05037316AC	2							CONNECTOR, Engine Oil Cooler
5	06507008AA	3							SCREW AND WASHER, Truss Head, M6x1x30
6	06507008AA	3							NUT, (NOT SERVICED)
7	05290004AD	1							LINE, Oil Cooler Inlet
8	05290001AD	1							LINE, Oil Cooler Outlet

VIPER (ZB)				
SERIES	LINE	BODY	ENGINE	TRANSMISSION
S = SPORT	D = DODGE	27 = 2-DR CONVERTIBLE	EWC = 8.3L V10 SFI Engine	DEC = 6-Speed Manual Transmission
X = SPECIAL		29 = SPECIALTY COUPE		



Manifolds, Intake and Exhaust 8.3L V10 [EWC]  
Figure 8.3L-810



ITEM	PART NUMBER	QTY	LINE	SERIES	BODY	ENGINE	TRANS	TRIM	DESCRIPTION
NOTE: Sales Codes: [DEC] = 6-Speed Manual Transmission [EWC] = 8.3L V10 SFI Engine									
1	05037192AF	1				EWC			MANIFOLD, Intake
2	05037217AC	2				EWC			GASKET, Intake Manifold
3	06035666	20				EWC			SCREW, Hex Flange Head, .25-20x1.00
4	05037195AC	2				EWC			GASKET, Exhaust Manifold
5									MANIFOLD, Exhaust
	05037196AC	1				EWC			Right
	05037197AC	1				EWC			Left
6									SHIELD, Exhaust Manifold
	05037245AC	2				EWC			Outer
	05037284AC	2				EWC			Inner
7	06034856	6				EWC			NUT AND WASHER, Hex Nut-E Teeth Washer, .312-24
8	06034595	20				EWC			WASHER, Coned, .340 x .750 x .180
9	06036066AA	6				EWC			STUD
10	00154881AA	14				EWC			BOLT, Hex Head

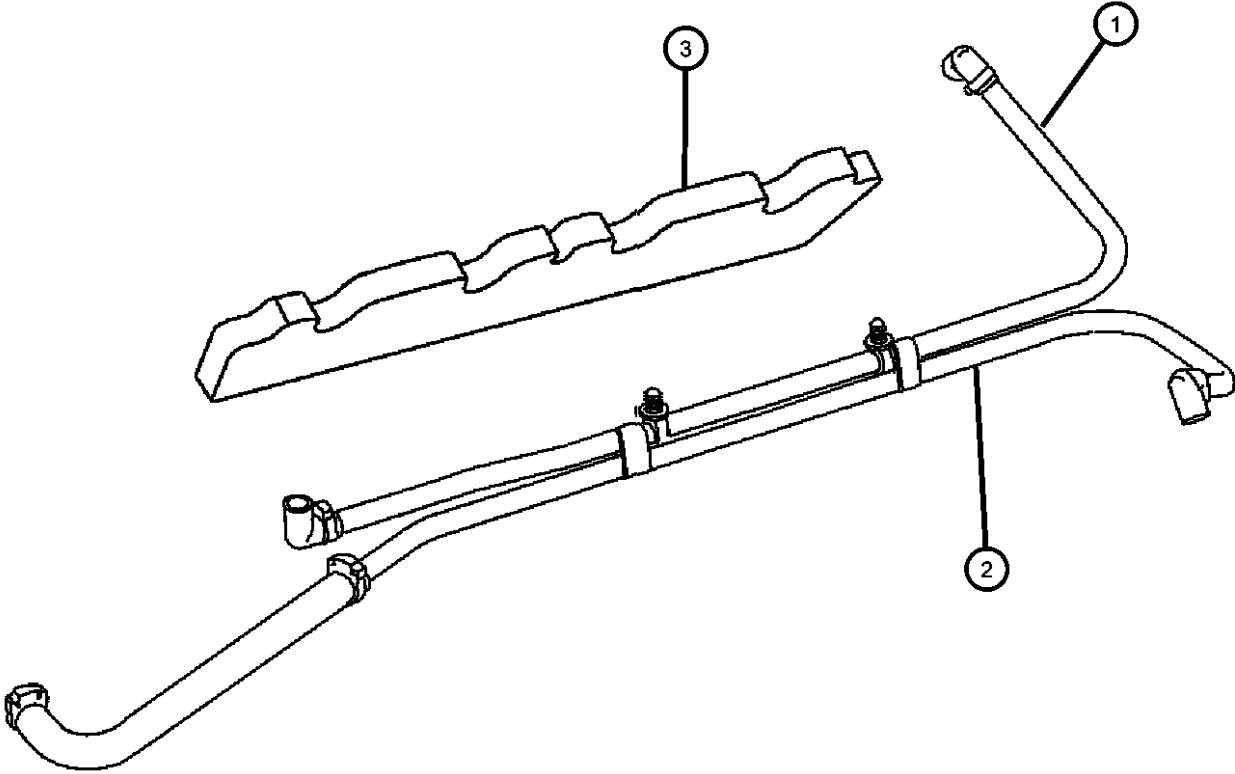
VIPER (ZB)					
SERIES	LINE	BODY	ENGINE	TRANSMISSION	
S = SPORT	D = DODGE	27 = 2-DR CONVERTIBLE	EWC = 8.3L V10 SFI Engine	DEC = 6-Speed Manual Transmission	
X = SPECIAL		29 = SPECIALTY COUPE			

Crankcase Ventilation 8.3L V10 [EWC]  
Figure 8.3L-910

ITEM	PART NUMBER	QTY	LINE	SERIES	BODY	ENGINE	TRANS	TRIM	DESCRIPTION
------	----------------	-----	------	--------	------	--------	-------	------	-------------

NOTE:  
Sales Codes:  
[DEC] = 6-Speed Manual Transmission  
[EWC] = 8.3L V10 SFI Engine

1	05037306AE	1				EWC			HARNESS, PCV
2	05037308AE	1				EWC			HARNESS, CCV To Air Cleaner
3	05037336AB	1				EWC			FILTER, Crankcase Vent



VIPER (ZB)				
SERIES	LINE	BODY	ENGINE	TRANSMISSION
S = SPORT	D = DODGE	27 = 2-DR CONVERTIBLE	EWC = 8.3L V10 SFI Engine	DEC = 6-Speed Manual Transmission
X = SPECIAL		29 = SPECIALTY COUPE		

# Group - 11

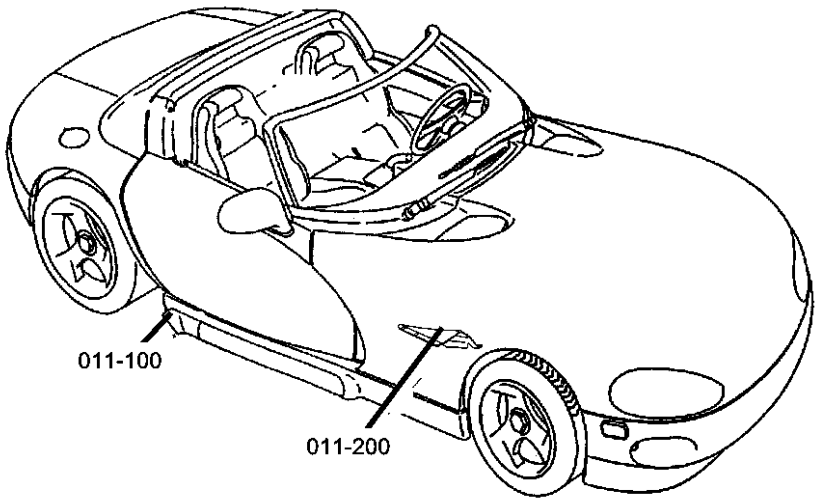
## Exhaust

### Group - 11 Exhaust

Illustration Title

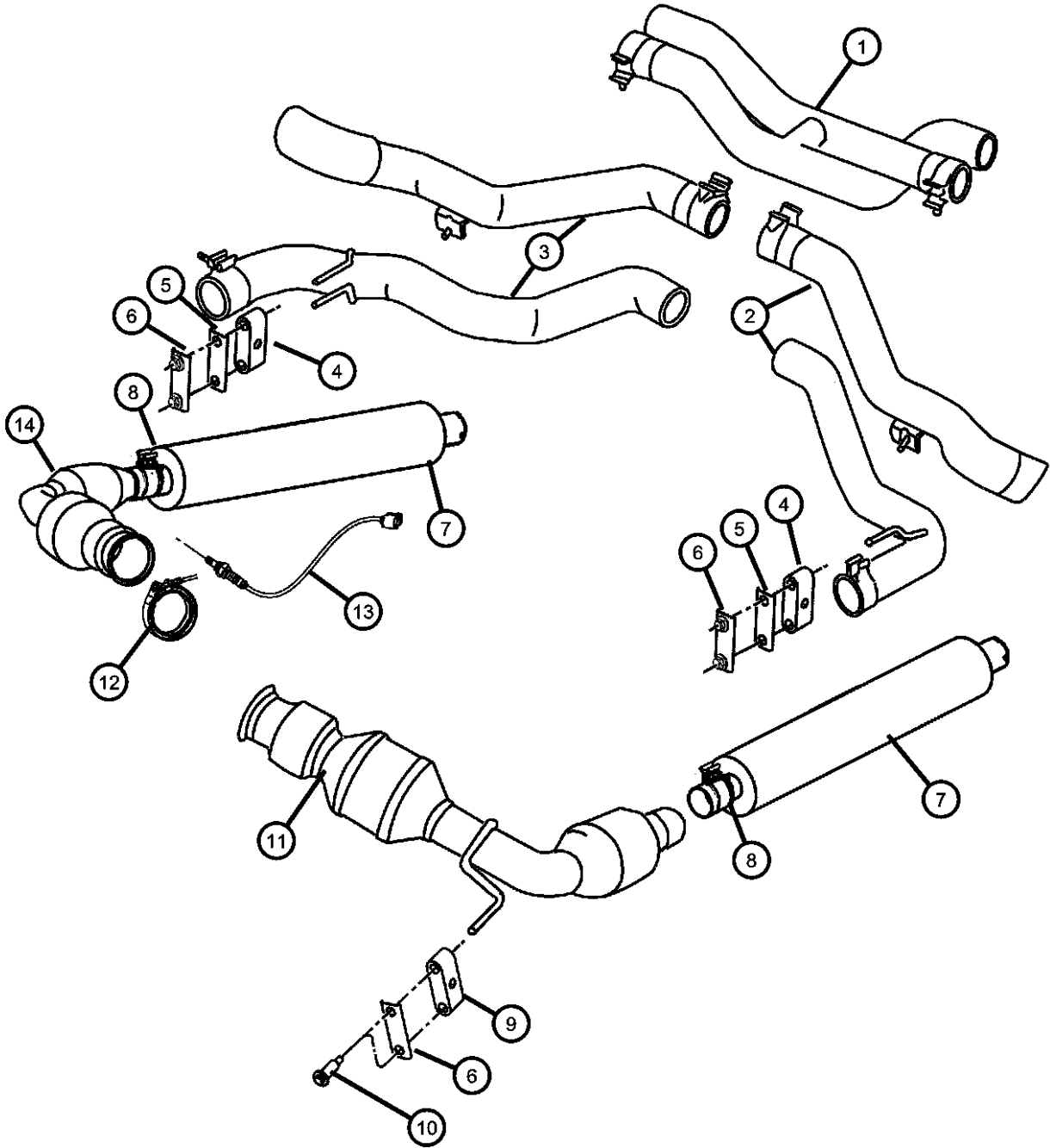
Group-Fig. No.

<b>Exhaust System</b>	
Exhaust System .....	Fig. 11 - 110
<b>Heat Shields</b>	
Heat Shield .....	Fig. 11 - 210



<div>011-100 Exhaust System</div> <div></div>	<div>011-200 Heat Shields</div> <div></div>		
---------------------------------------------------	-------------------------------------------------	--	--

Exhaust System  
Figure 11-110

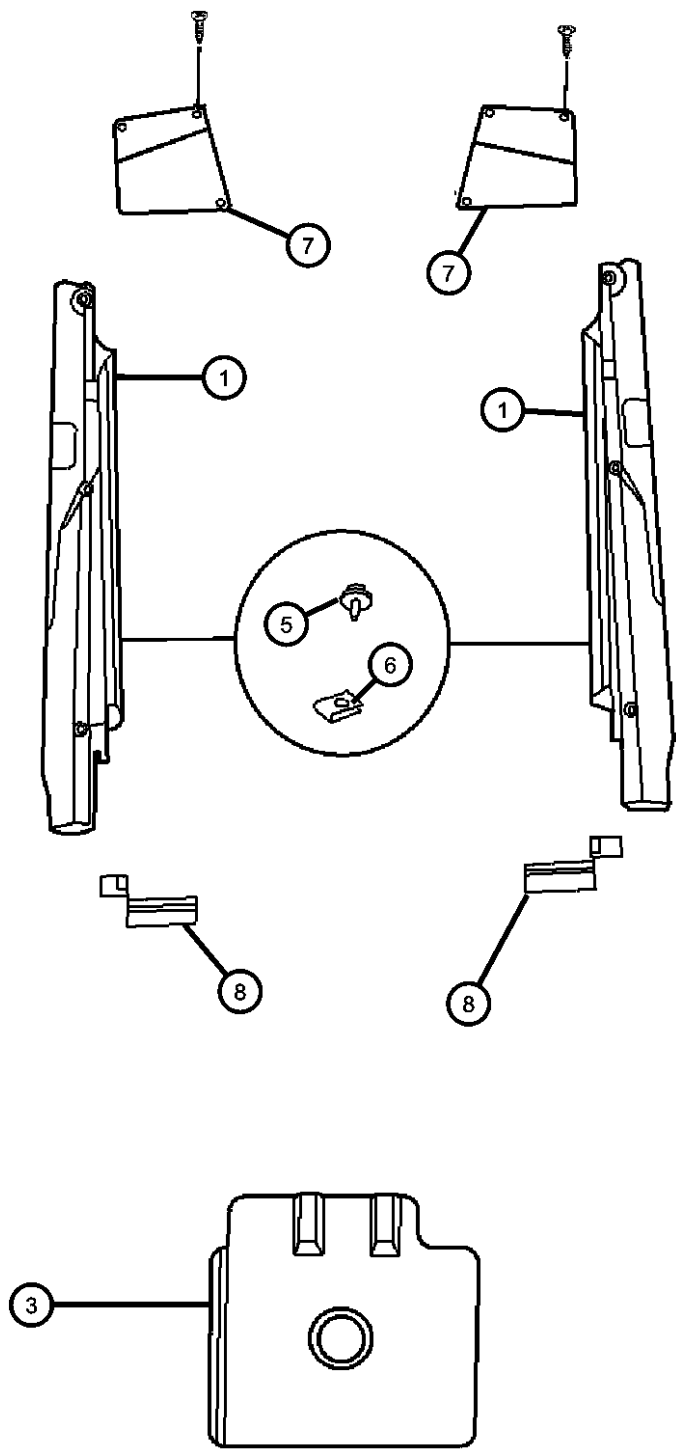


ITEM	PART NUMBER	QTY	LINE	SERIES	BODY	ENGINE	TRANS	TRIM	DESCRIPTION
Note; Sales Codes; [EWC] = 8.3L V-10 SFI									
1	05290211AD	1							PIPE, ExhaustCenter
2	05290211AD	1							PIPE, Exhaust, Spout, Left
3									SPOUT, Exhaust
	05290178AG	1							Right
	05290179AG	1							Left
4	04763667AD	2							ISOLATOR, Exhaust
5	04763667AD	2							NUT PLATE, Exhaust, (NOT SERVICED)
6	05290154AB	4							SUPPORT, Exhaust Isolator
7	05290387AC	2							RESONATOR, Exhaust
8	04848935AA	2							CLAMP, Exhaust
9	05290265AA	2							ISOLATOR, Exhaust, Dual Hanger Rod
10	05290265AA	2							SCREW, (NOT SERVICED)
11	05264999AD	1							CONVERTER, CatalyticLeft
12	05290111AB	2							CLAMP, Exhaust Manifold
13	56041706AA	2				EWC			SENSOR, Oxygen, Downstream
14	05264998AE	1							CONVERTER, CatalyticRight
-15	05037245AC	2				EWC			SHIELD, Exhaust Manifold
-16	05191939AA	1							MUFFLER, ExhaustExport

VIPER (ZB)					
SERIES	LINE	BODY	ENGINE	TRANSMISSION	
S = SPORT	D = DODGE	27 = 2-DR CONVERTIBLE	EWC = 8.3L V10 SFI Engine	DEC = 6-Speed Manual Transmission	
X = SPECIAL		29 = SPECIALTY COUPE			

AR = use ase required - = Non illustrated part

Heat Shield  
Figure 11-210



ITEM	PART NUMBER	QTY	LINE	SERIES	BODY	ENGINE	TRANS	TRIM	DESCRIPTION
1	05290160AD	1							SHIELD, Heat
	05290161AD	1							Sill Inner, Right
-2	05290325AA	1							SHIELD, Heat, Adhesive
	05290324AA	1							Sill, Left
3	05290256AB	1							Sill, Right
-4	05290088AD	1							SHIELD, Fuel Tank HeatFront
5	06031694	8							SHIELD, Fuel Tank HeatRear
6	06031694	8							SCREW AND WASHER, Hex Head, .164-18x1.0
7	05290148AC	1							NUT, Push, (NOT SERVICED)
	05290149AC	1							SHIELD, Heat
8	05290230AB	1							Torque Box, Right
	05290231AB	1							Torque Box, Left
-9	05290328AA	2							SHIELD, Heat
-10	00152493	4							B-Pillar, Right
-11	05290273AA	1							B-Pillar, Left
	05290364AA	2							SHIELD, Heat, B-Pillar Isolator
-12	05037245AC	2				EWC			NUT, U nut 1' thread size, Heat Shield to rear Belly Pan
									SHIELD, Heat
									A/C Accumulattor Bottle
									A-Pillar Isolator
									SHIELD, Exhaust Manifold

VIPER (ZB)		BODY		ENGINE	TRANSMISSION
SERIES	LINE				
S = SPORT	D = DODGE	27 = 2-DR CONVERTIBLE		EWC = 8.3L V10 SFI Engine	DEC = 6-Speed Manual Transmission
X = SPECIAL		29 = SPECIALTY COUPE			

# Group - 13

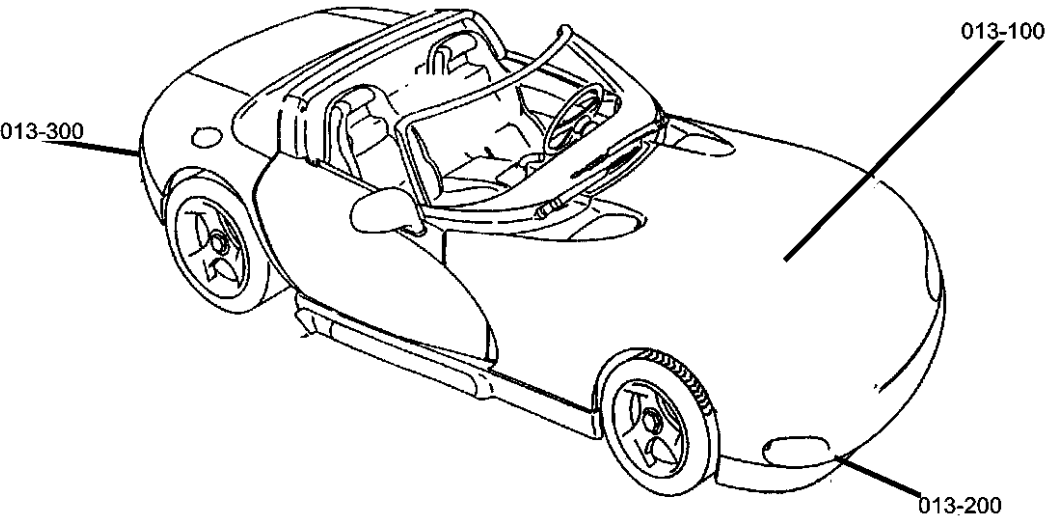
## Frames and Bumpers

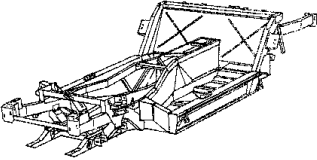
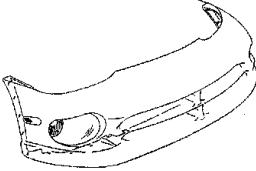
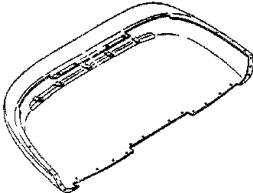
### Group - 13 Frames and Bumpers

Illustration Title

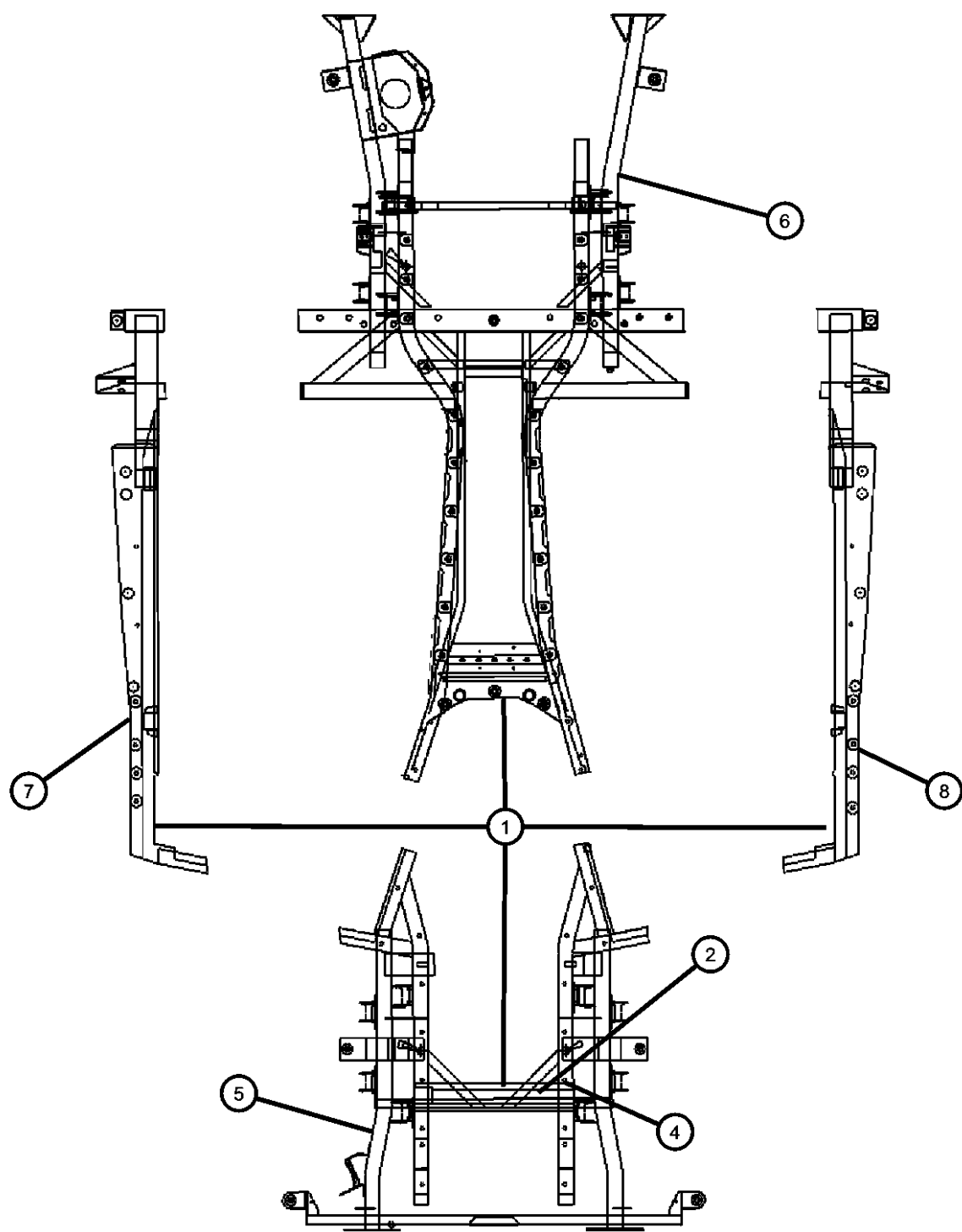
Group-Fig. No.

<b>Frames</b>	
Frame .....	Fig. 13 - 110
<b>Front Bumper and Fascia</b>	
Fascia, Front.....	Fig. 13 - 210
<b>Rear Bumper and Fascia</b>	
Fascia, Rear .....	Fig. 13 - 310



<div>013-100 Frames</div> <div></div>	<div>013-200 Front Bumper and Fascia</div> <div></div>	<div>013-300 Rear Bumper and Fascia</div> <div></div>	
-----------------------------------------------------------------------------------------------------------------------------	-----------------------------------------------------------------------------------------------------------------------------------------------	-----------------------------------------------------------------------------------------------------------------------------------------------	--

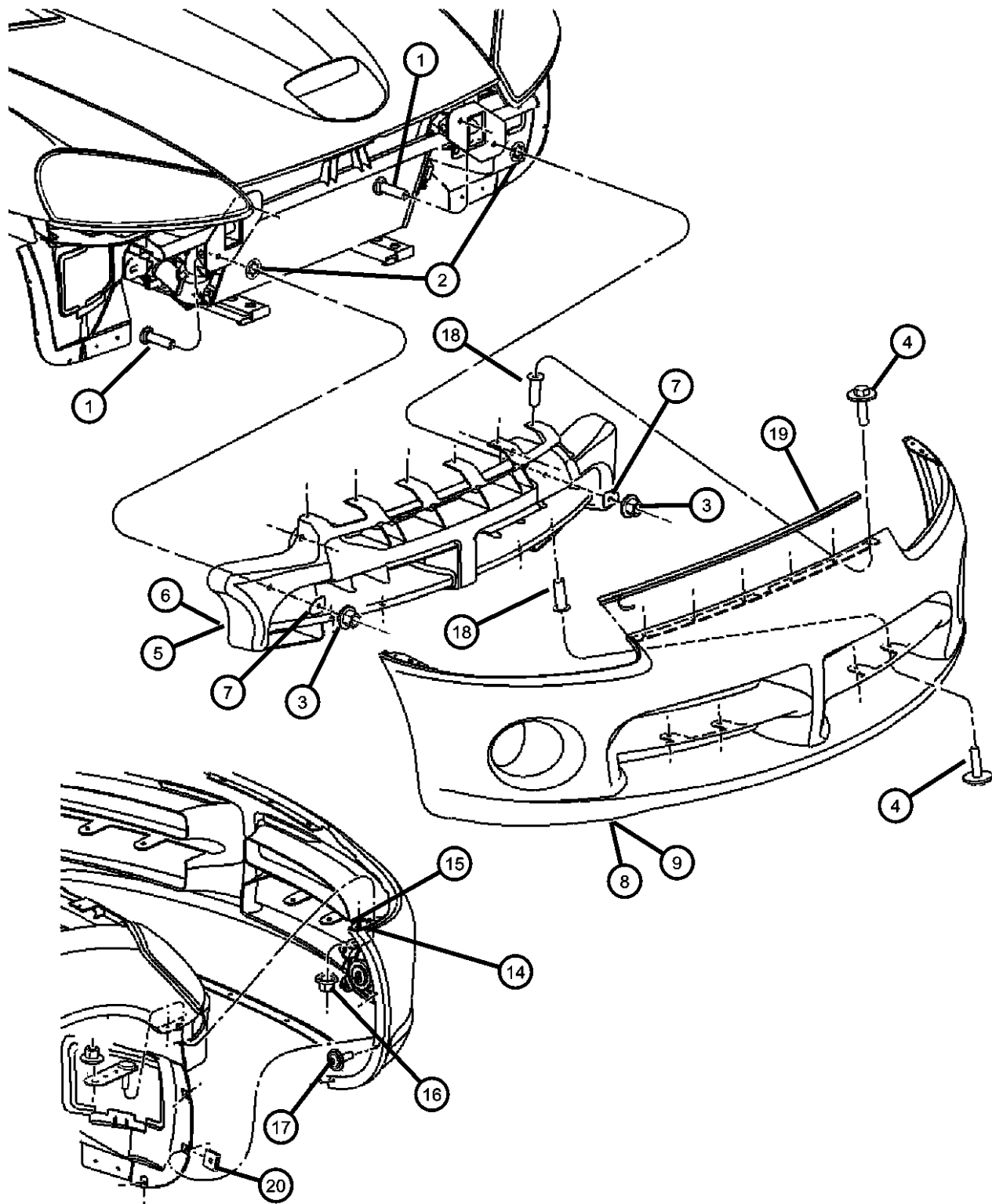
Frame  
 Figure 13-110



ITEM	PART NUMBER	QTY	LINE	SERIES	BODY	ENGINE	TRANS	TRIM	DESCRIPTION
1	05142420AA	1							FRAME, Chassis, Complete
2	05290045AD	1							CROSSMEMBER, Front Frame
-3	05290047AA	12							SPACER, Crossmember
4	06503571	4							SCREW AND WASHER, M10x1.50x35, Crossmember to Frame, Crossmember to Frame
5	05166492AA	1							FRAME, Front
6	05166494AA	1							FRAME, Rear
7	05166496AA	1							FRAME, RockerRight
8	05166497AA	1							FRAME, RockerLeft
-9	05170136AA	1							HOOK, Tow, EXPORT
-10	05030184AA	1							BRACKET, Tow Hook, EXPORT
-11	06507091AA	6							RIVNUT, Installation, Floor Pan to Frame Attach

VIPER (ZB)					
SERIES	LINE	BODY	ENGINE	TRANSMISSION	
S = SPORT	D = DODGE	27 = 2-DR CONVERTIBLE	EWC = 8.3L V10 SFI Engine	DEC = 6-Speed Manual Transmission	
X = SPECIAL		29 = SPECIALTY COUPE			

Fascia, Front  
Figure 13-210



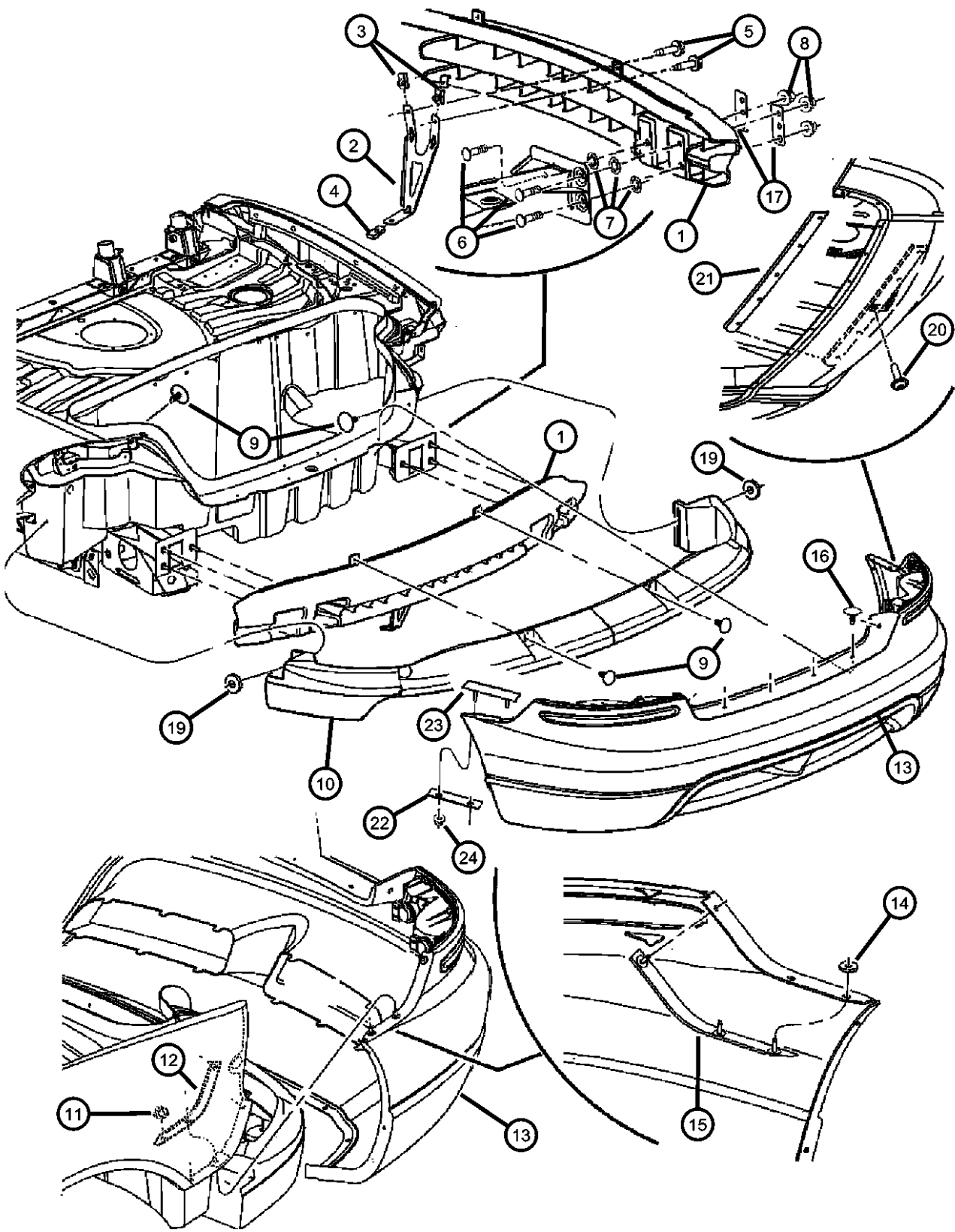
ITEM	PART NUMBER	QTY	LINE	SERIES	BODY	ENGINE	TRANS	TRIM	DESCRIPTION
1	06507091AA	6							BOLT, M10x1.50x35, (NOT SERVICED)
2	06100842	4							NUT, Push On
3	06101448	4							NUT AND WASHER, Hex Nut-Coned Washer, M10 x 1.5
4	06507167AA	4							SCREW
5	04865643AB	1							BUMPER, Fascia, Front
6	05174334AA	1							BUMPER PACKAGE, FASCIA, FRONT, EXPORT
7	05029208AA	4							REINFORCEMENT, Front Bumper
8	05029154AB	1							FASCIA, Front, Primed
9	05170037AA	1							FASCIA PACKAGE, Front, Primed, EXPORT
-10	05029222AA	1							FRAME, License Plate
-11	05030178AA	1							BRACKET, License Plate, EXPORT
-12	06034866	5							SCREW, Frame to Fascia
-13	06023925	2							NUT, Plastic Snap-in
14	06100840	2							NUT, Spring
15	05029137AA	2							PLATE, Fender Attach
16	34201358	4							NUT AND WASHER, Hex Nut-Sealing Washer, M6 x 1.00
17	06035625	6							SCREW
18	06507483AA	10							NUT/RIVET
19	05029234AB	1							SEAL, Fascia
20	06504118	6							U-NUT, M6 x 1.00, M6x1.00

VIPER (ZB)				
SERIES	LINE	BODY	ENGINE	TRANSMISSION
S = SPORT	D = DODGE	27 = 2-DR CONVERTIBLE	EWC = 8.3L V10 SFI Engine	DEC = 6-Speed Manual Transmission
X = SPECIAL		29 = SPECIALTY COUPE		

AR = use ase required - = Non illustrated part



Fascia, Rear  
Figure 13-310

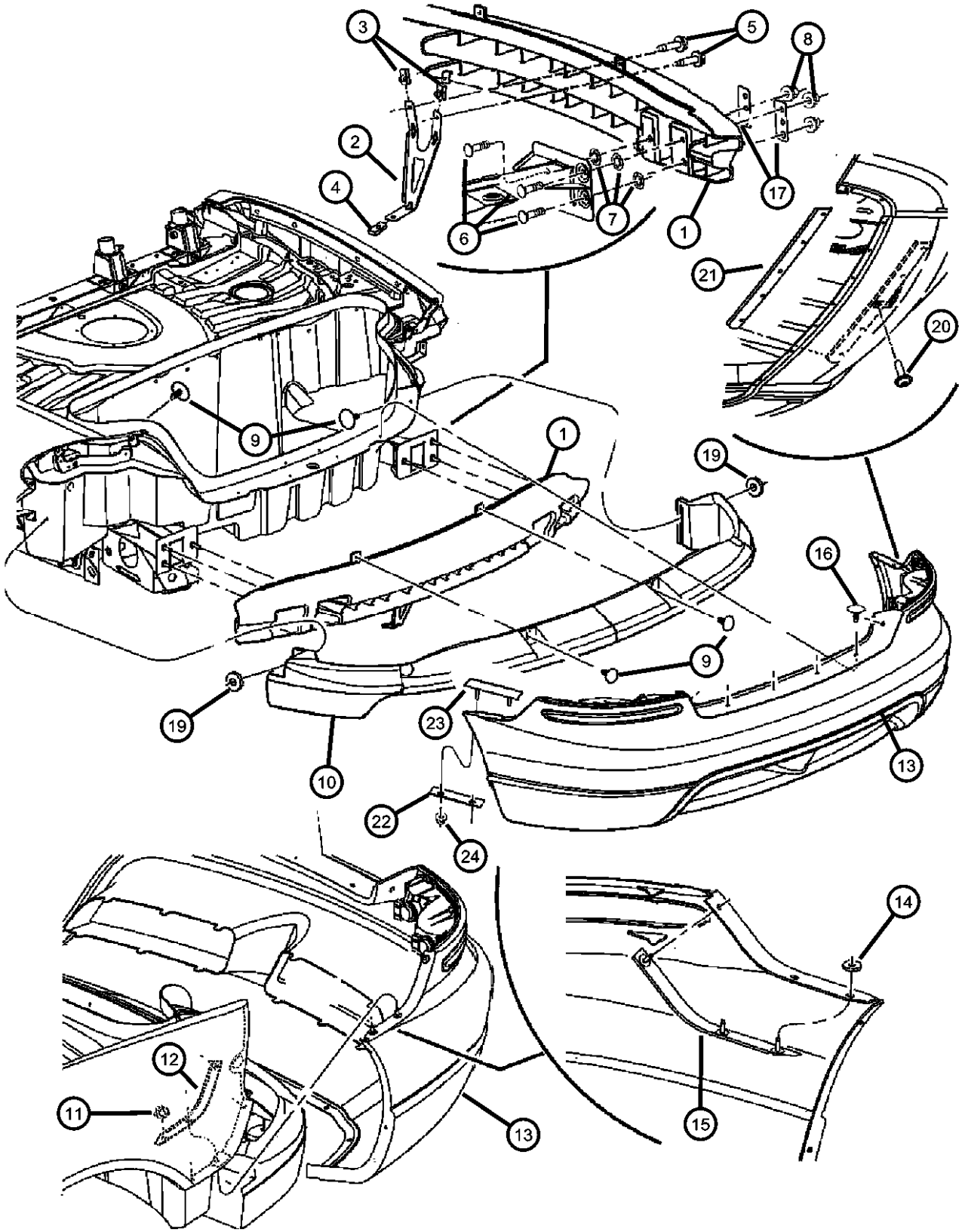


ITEM	PART NUMBER	QTY	LINE	SERIES	BODY	ENGINE	TRANS	TRIM	DESCRIPTION
1	04865654AB	1							BUMPER, Fascia, Rear, Reinforcement
2	05029568AA	1							BRACKET, Fascia, Center
3	06101442	2							U-NUT, M6 x 1.00, M6x1.00
4	00152493	1							NUT
5	06100558	2							BOLT AND CONED WASHER, Hex Head, M6x25x14
6	06100558	2							BOLT, Square Neck, M10x1.50, X35.00, (NOT SERVICED)
7	06100842	4							NUT, Push On
8	06101448	4							NUT AND WASHER, Hex Nut-Coned Washer, M10 x 1.5
9	06507326AA	4							PIN, Push
10									FOAM, Rear Bumper Fascia
	05029164AA	1							Right
	05029165AA	1							Left
	05030318AB	1			29				Right
	05030319AB	1			29				Left
11	34201358	4							NUT AND WASHER, Hex Nut-Sealing Washer, M6 x 1.00
12									RETAINER, Fascia
	05029200AB	1							Right
	05029201AB	1							Left
13									FASCIA, Rear, Primed
	05029155AD	1			27				
	1CR60TZZAB	1			29				
14	06100840	4							NUT, Spring
15									RETAINER, Fascia
	04865914AC	1			27				Right
	04865915AC	1			27				Left
16									PIN, Push, M6.3x20.5
	06501067	6			27				
		4			29				
17	05029209AA	4							PLATE, Reinforcement
-18	05030179AA	1							BRACKET, License Plate, EXPORT
19	06100877	2							WASHER, Flat, M6
20	06035625	1							SCREW
21	05290246AB	1							PLATE, Fascia
22	05030312AB	2			29				RETAINER, Fascia

VIPER (ZB)								
SERIES	LINE		BODY		ENGINE		TRANSMISSION	
S = SPORT	D = DODGE		27 = 2-DR CONVERTIBLE		EWC = 8.3L V10 SFI Engine		DEC = 6-Speed Manual Transmission	
X = SPECIAL			29 = SPECIALTY COUPE					

AR = use ase required - = Non illustrated part

Fascia, Rear  
Figure 13-310



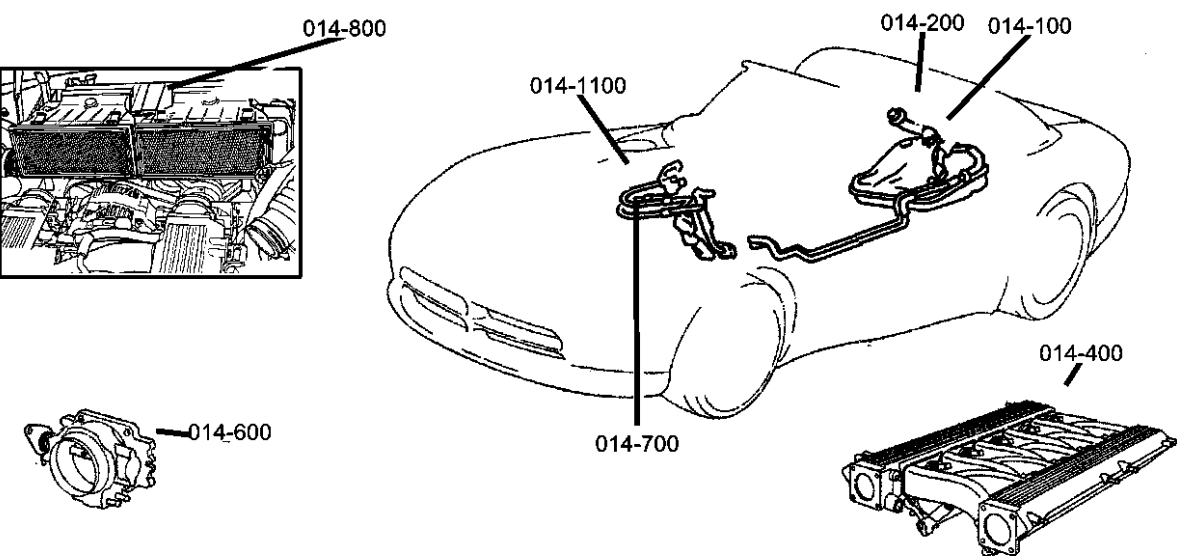
ITEM	PART NUMBER	QTY	LINE	SERIES	BODY	ENGINE	TRANS	TRIM	DESCRIPTION
23	05030350AB	2			29				RETAINER, Fascia
24	06101444	4							NUT AND WASHER, Hex, M6x1.0

VIPER (ZB)									
SERIES	LINE			BODY	ENGINE		TRANSMISSION		
S = SPORT	D = DODGE			27 = 2-DR CONVERTIBLE	EWC = 8.3L V10 SFI Engine		DEC = 6-Speed Manual Transmission		
X = SPECIAL				29 = SPECIALTY COUPE					

AR = use ase required - = Non illustrated part

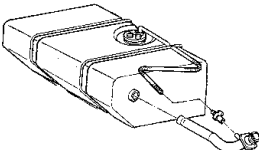

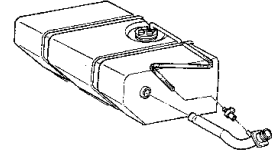

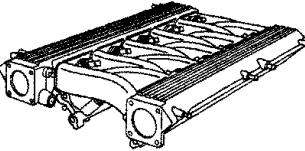
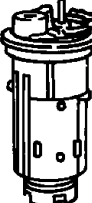

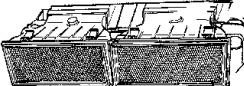
# Group - 14

## Fuel

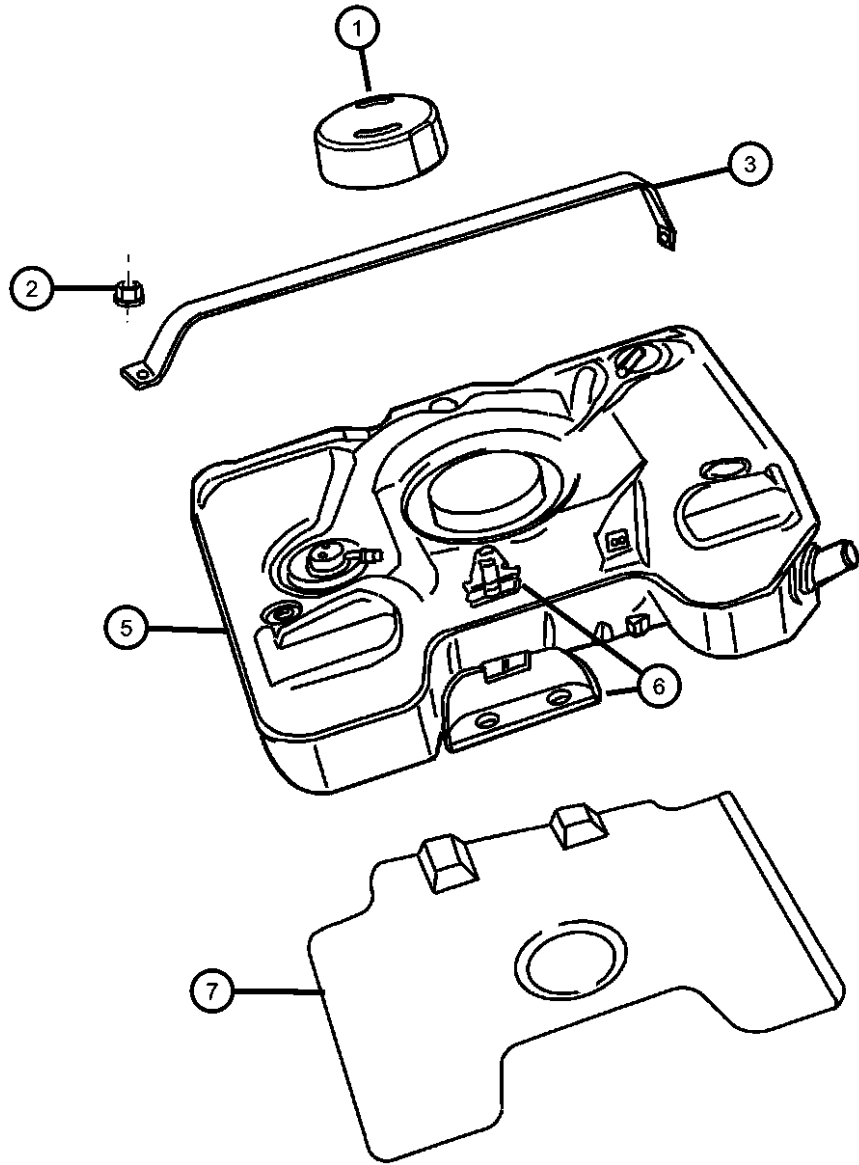


### Group - 14 Fuel

Illustration Title	Group-Fig. No.
<b>Tank, Fuel</b>	
Fuel Tank .....	Fig. 14 - 110
<b>Fuel Tank Filler Tube</b>	
Fuel Filler Tube .....	Fig. 14 - 210
<b>Fuel Lines</b>	
Fuel Lines and Filter .....	Fig. 14 - 310
<b>Fuel Rail</b>	
Fuel Rail .....	Fig. 14 - 410
<b>Fuel Pump and Sending Unit</b>	
Fuel Module .....	Fig. 14 - 510
<b>Throttle Body</b>	
Throttle Body .....	Fig. 14 - 610
<b>Air Cleaner</b>	
Air Cleaner .....	Fig. 14 - 810
<b>Accelerator Pedal</b>	
Accelerator Pedal .....	Fig. 14 - 1110

<b>014-100</b> Tank, Fuel	<b>014-1100</b> Accelerator Pedal	<b>014-200</b> Fuel Tank Filler Tube	<b>014-300</b> Fuel Lines
			
<b>014-400</b> Fuel Rail	<b>014-500</b> Fuel Pump and Sending Unit	<b>014-600</b> Throttle Body	<b>014-800</b> Air Cleaner
			

Fuel Tank  
Figure 14-110

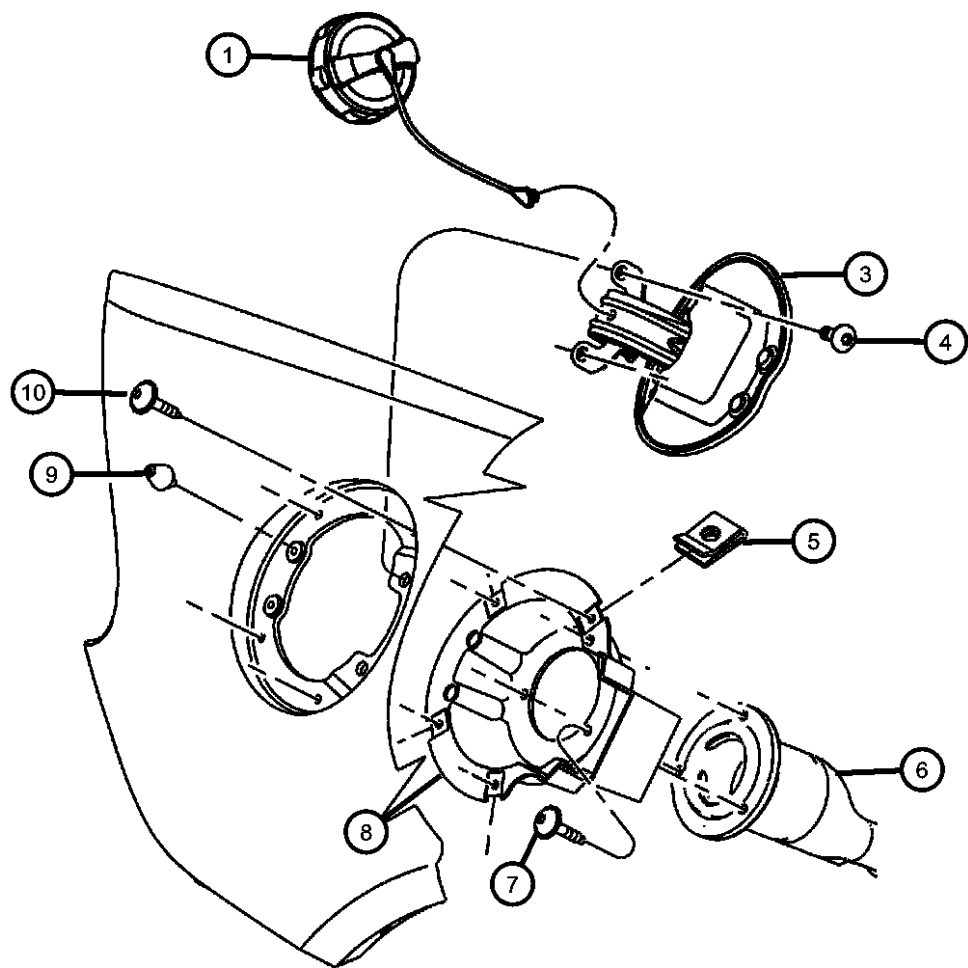


ITEM	PART NUMBER	QTY	LINE	SERIES	BODY	ENGINE	TRANS	TRIM	DESCRIPTION
1	05290164AA	1							BLOCKER, Fuel Tank
2	06504572	2							NUT AND WASHER, Hex Nut-Coned Washer, M8 x 1.25
3									STRAP, Fuel Tank
	05290089AB	1							Tank Mounted
	05290323AA	2							Frame Mounted
-4	06034645	4							RIVET, .25 Grip-.06-.25, Fuel Tank Straps Attach
5	05290097AC	1							TANK, Fuel
6	05290097AC	1							BRACKET, Serviced with Tank, (NOT SERVICED)
7									SHIELD, Fuel Tank Heat
	05290088AD	1							Rear
	05290256AB	1							Front

VIPER (ZB)					
SERIES	LINE	BODY	ENGINE	TRANSMISSION	
S = SPORT	D = DODGE	27 = 2-DR CONVERTIBLE	EWC = 8.3L V10 SFI Engine	DEC = 6-Speed Manual Transmission	
X = SPECIAL		29 = SPECIALTY COUPE			

AR = use ase required - = Non illustrated part

Fuel Filler Tube  
Figure 14-210

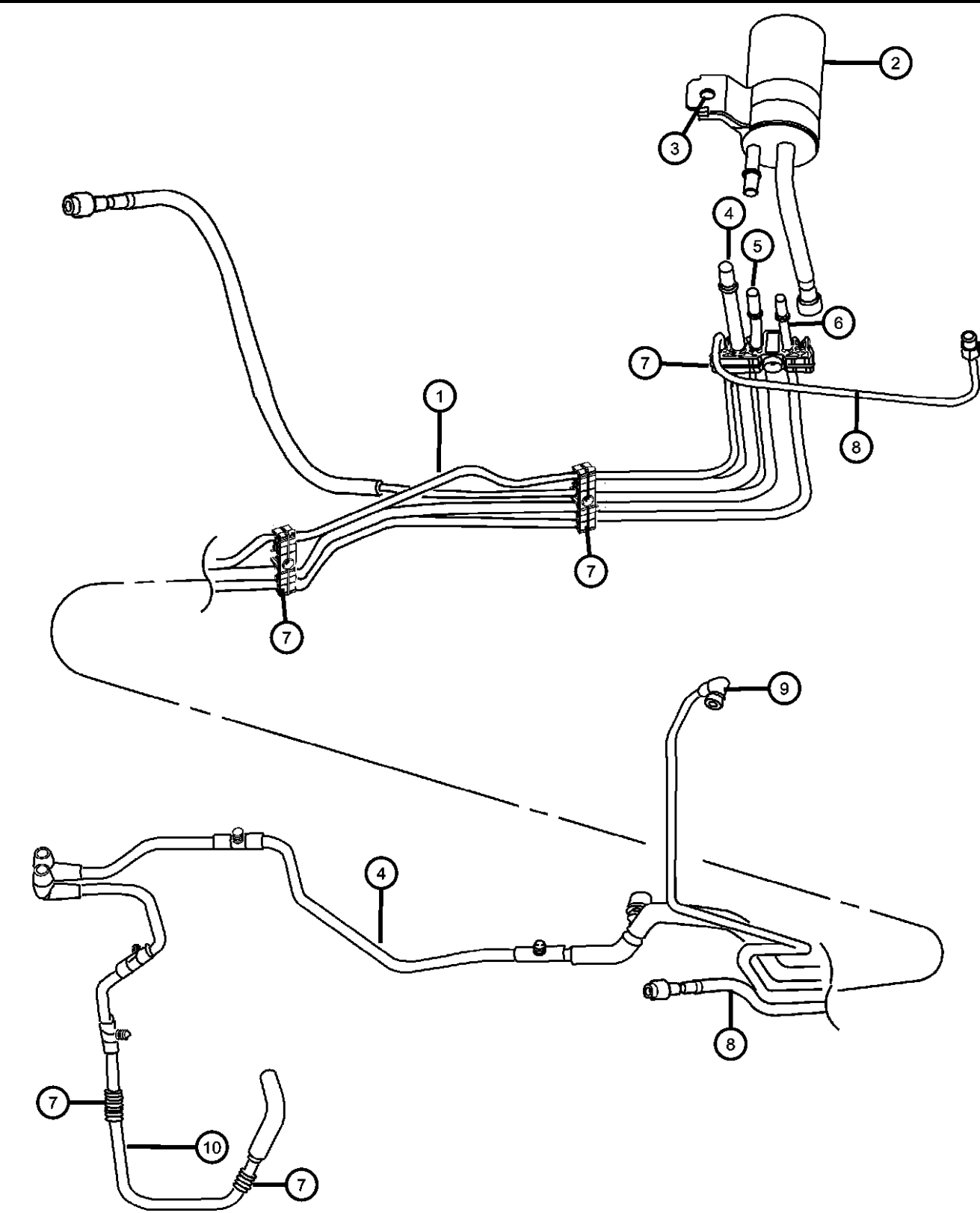


ITEM	PART NUMBER	QTY	LINE	SERIES	BODY	ENGINE	TRANS	TRIM	DESCRIPTION
1	05290145AD	1							CAP, Fuel Filler
-2	06502720	1							NUT, Hex Flange Lock, M8x1.25, Ground Strap To Body
3									DOOR, Fuel Fill
	04865738AB	1			27				
	05030331AA	1			29				
4	06504791	2							SCREW, TAPPING, BUTTON HEAD, M6 X 1.00 X 18.00
5	06036491AA	4							NUT, Spring U Type, For .164-18 Screw
6	05290917AC	1							TUBE, Fuel Filler
7	05290917AC	1							SCREW, Attach Filler Tube, (NOT SERVICED)
8									HOUSING, Fuel Filler
	04865906AB	1			27				
	05030330AA	1			29				
9	05029238AA	2							BUMPER, Fuel Door
10	05029238AA	2							SCREW, Fuel Filler Housing Attach, (NOT SERVICED)

VIPER (ZB)				
SERIES	LINE	BODY	ENGINE	TRANSMISSION
S = SPORT	D = DODGE	27 = 2-DR CONVERTIBLE	EWC = 8.3L V10 SFI Engine	DEC = 6-Speed Manual Transmission
X = SPECIAL		29 = SPECIALTY COUPE		

AR = use ase required - = Non illustrated part

Fuel Lines and Filter  
Figure 14-310



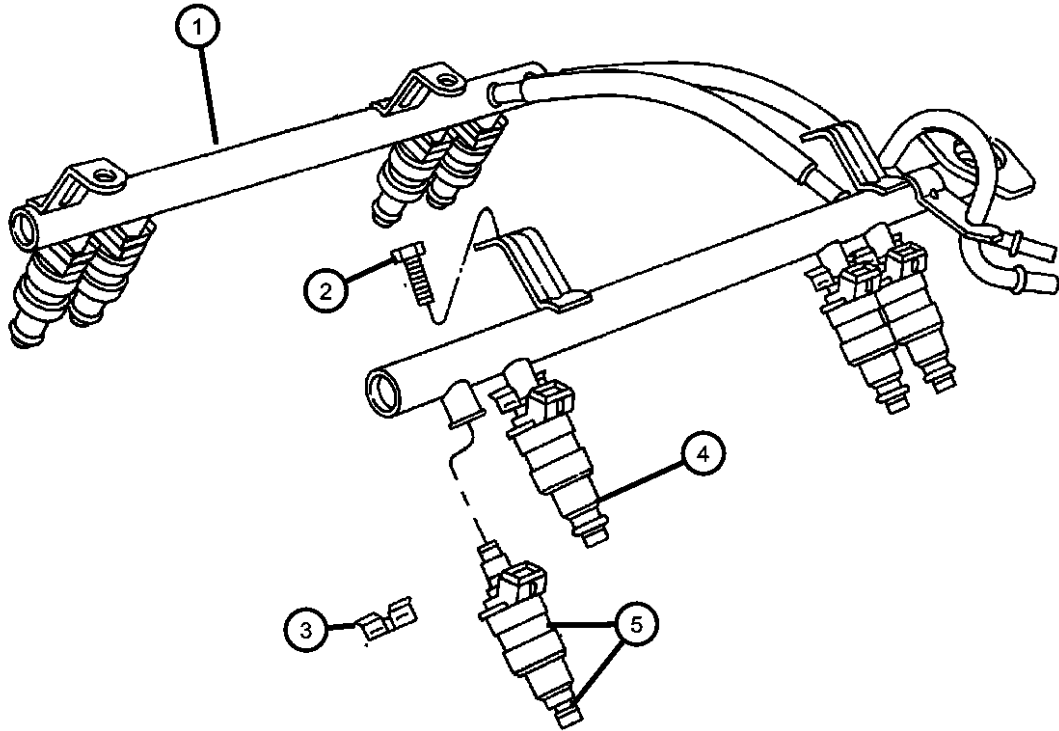
ITEM	PART NUMBER	QTY	LINE	SERIES	BODY	ENGINE	TRANS	TRIM	DESCRIPTION
Note; Sales Codes; [EWC] = 8.3L V10 SFI Engine									
1	05290090AE	1							BUNDLE, Fuel Supply and Vapor Lines
2	05290801AB	1							FILTER, Fuel
3	06101447	1							NUT AND WASHER, M6x1.00
4	05290105AB	1							TUBE, Fuel Vapor
5	05290104AE	1							TUBE, Fuel Supply, Chassis Line
6	05290106AC	1							TUBE, Vacuum
7	05085043AA	5							CLIP, Fuel Bundle
8	05290103AC	1							TUBE, Brake
9	05290153AA	1				EWC			TUBE, Leak Detection Pump Vacuum Supply
10	05290098AE	1				EWC			HARNESS, Engine to Purge Solenoid
-11	05290151AA	1							SEPARATOR, Fuel Vapor

VIPER (ZB)				
SERIES	LINE	BODY	ENGINE	TRANSMISSION
S = SPORT	D = DODGE	27 = 2-DR CONVERTIBLE	EWC = 8.3L V10 SFI Engine	DEC = 6-Speed Manual Transmission
X = SPECIAL		29 = SPECIALTY COUPE		

AR = use ase required - = Non illustrated part

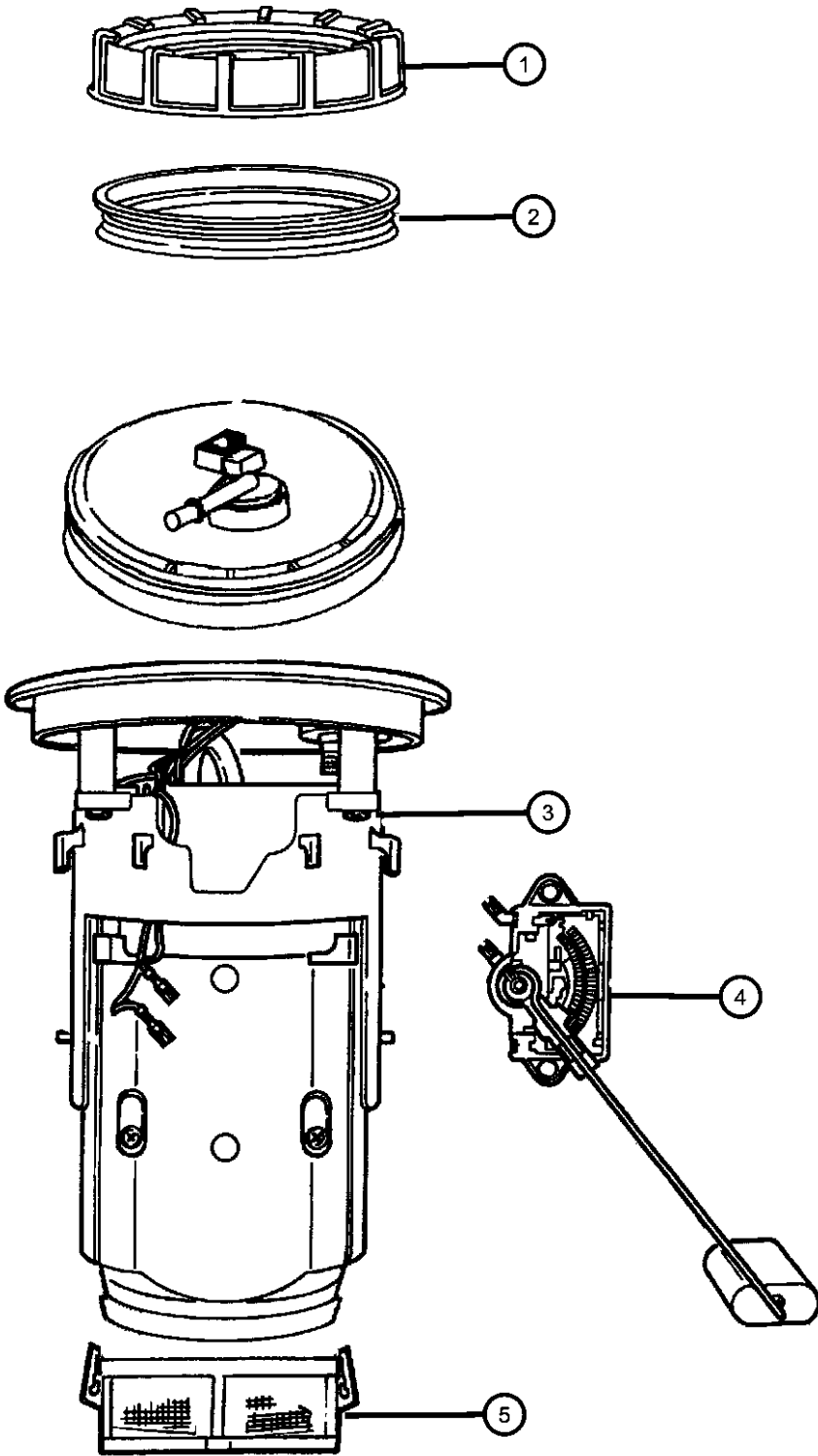
Fuel Rail  
Figure 14-410

ITEM	PART NUMBER	QTY	LINE	SERIES	BODY	ENGINE	TRANS	TRIM	DESCRIPTION
1	05096292AB	1				EWC			RAIL, Fuel
2	06035666	13				EWC			SCREW, Hex Flange Head, .25-20x1.00
3	04418257AB	10				EWC			CLIP, Fuel Injector
4	05037224AA	10				EWC			INJECTOR, Fuel
5	04723971	10				EWC			O RING PACKAGE, Fuel Injector



VIPER (ZB)				
SERIES	LINE	BODY	ENGINE	TRANSMISSION
S = SPORT	D = DODGE	27 = 2-DR CONVERTIBLE	EWC = 8.3L V10 SFI Engine	DEC = 6-Speed Manual Transmission
X = SPECIAL		29 = SPECIALTY COUPE		

Fuel Module  
Figure 14-510



ITEM	PART NUMBER	QTY	LINE	SERIES	BODY	ENGINE	TRANS	TRIM	DESCRIPTION
1	52005389	1							NUT, Fuel Pump Module
2	52018808	1							SEAL, Fuel Pump and Level Unit
3	05086489AA	1							MODULE KIT, Fuel Pump/Level Unit
4	05086615AA	1							LEVEL UNIT KIT, Fuel
5	05086615AA	1							FILTER KIT, Fuel, Serviced in Module, (NOT SERVICED)

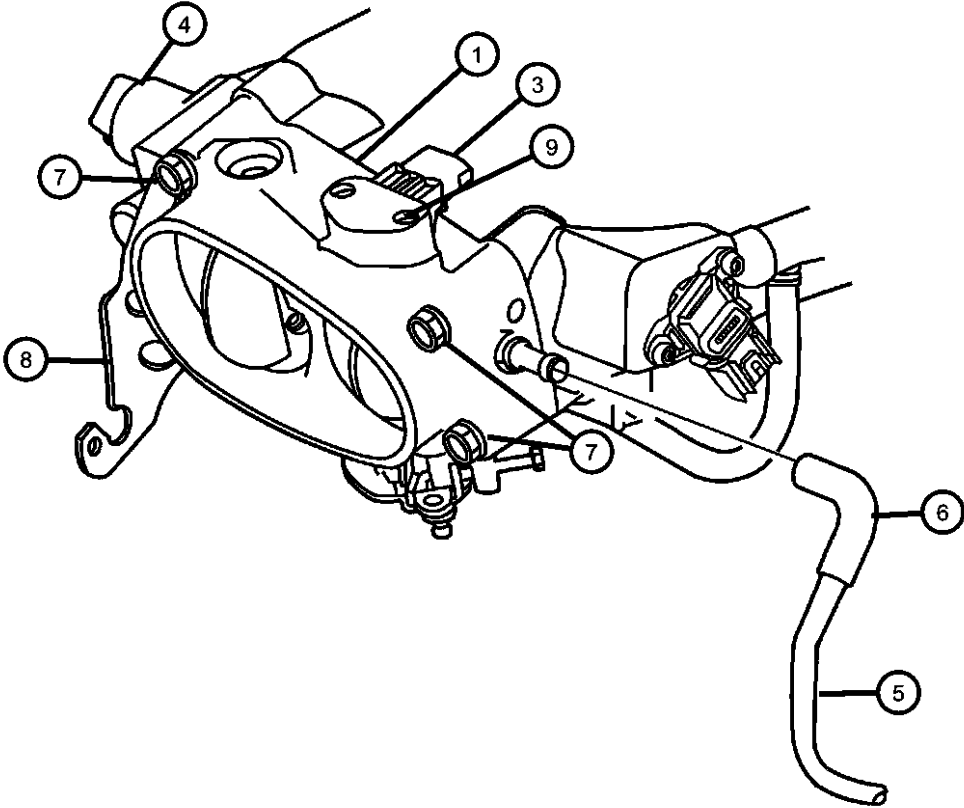
VIPER (ZB)					
SERIES	LINE	BODY	ENGINE	TRANSMISSION	
S = SPORT	D = DODGE	27 = 2-DR CONVERTIBLE	EWC = 8.3L V10 SFI Engine	DEC = 6-Speed Manual Transmission	
X = SPECIAL		29 = SPECIALTY COUPE			



Throttle Body  
Figure 14-610

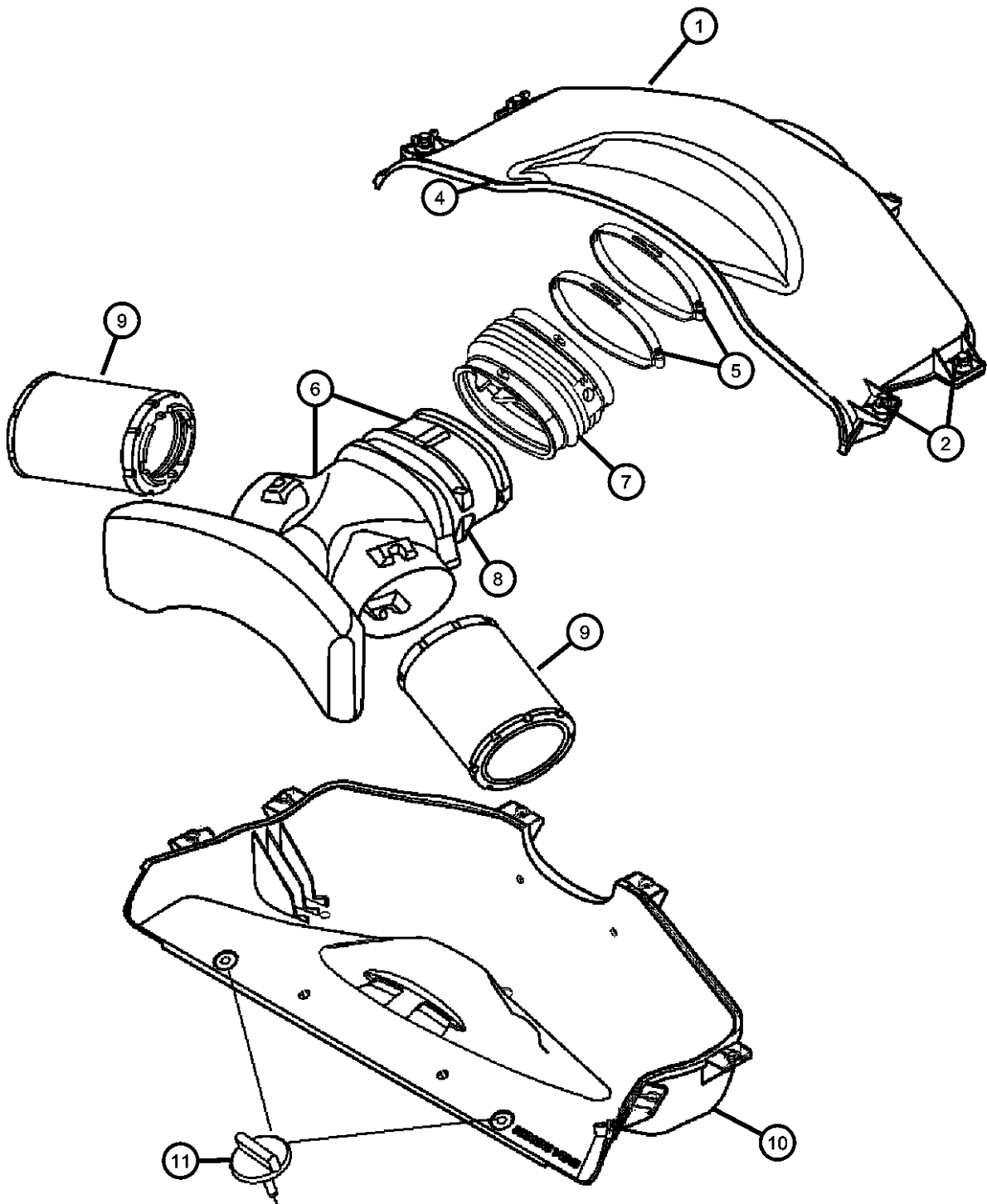
ITEM	PART NUMBER	QTY	LINE	SERIES	BODY	ENGINE	TRANS	TRIM	DESCRIPTION
------	----------------	-----	------	--------	------	--------	-------	------	-------------

NOTE: Sales Code [EWC] = 8.3L V10 SFI Engine									
1	05037112AD	1				EWC			THROTTLE BODY
-2	05037191AC	1				EWC			GASKET, Throttle Body To Intake
3	04686360AC	1				EWC			SENSOR, Throttle Position
4	05245352AB	1				EWC			MOTOR KIT, A.I.S.
5	05290098AE	1				EWC			HARNESS, Engine to Purge Solenoid
6	05290098AE	1							CONNECTOR, Serviced with Harness, (NOT SERVICED)
7	06035666	4				EWC			SCREW, Hex Flange Head, .25-20x1.00
8	05037285AE	1				EWC			BRACKET, Accelerator Cable
9	06508214AA	2				EWC			SCREW, Pan Head, M5x0.8x16.00



VIPER (ZB)				
SERIES	LINE	BODY	ENGINE	TRANSMISSION
S = SPORT	D = DODGE	27 = 2-DR CONVERTIBLE	EWC = 8.3L V10 SFI Engine	DEC = 6-Speed Manual Transmission
X = SPECIAL		29 = SPECIALTY COUPE		

Air Cleaner  
Figure 14-810

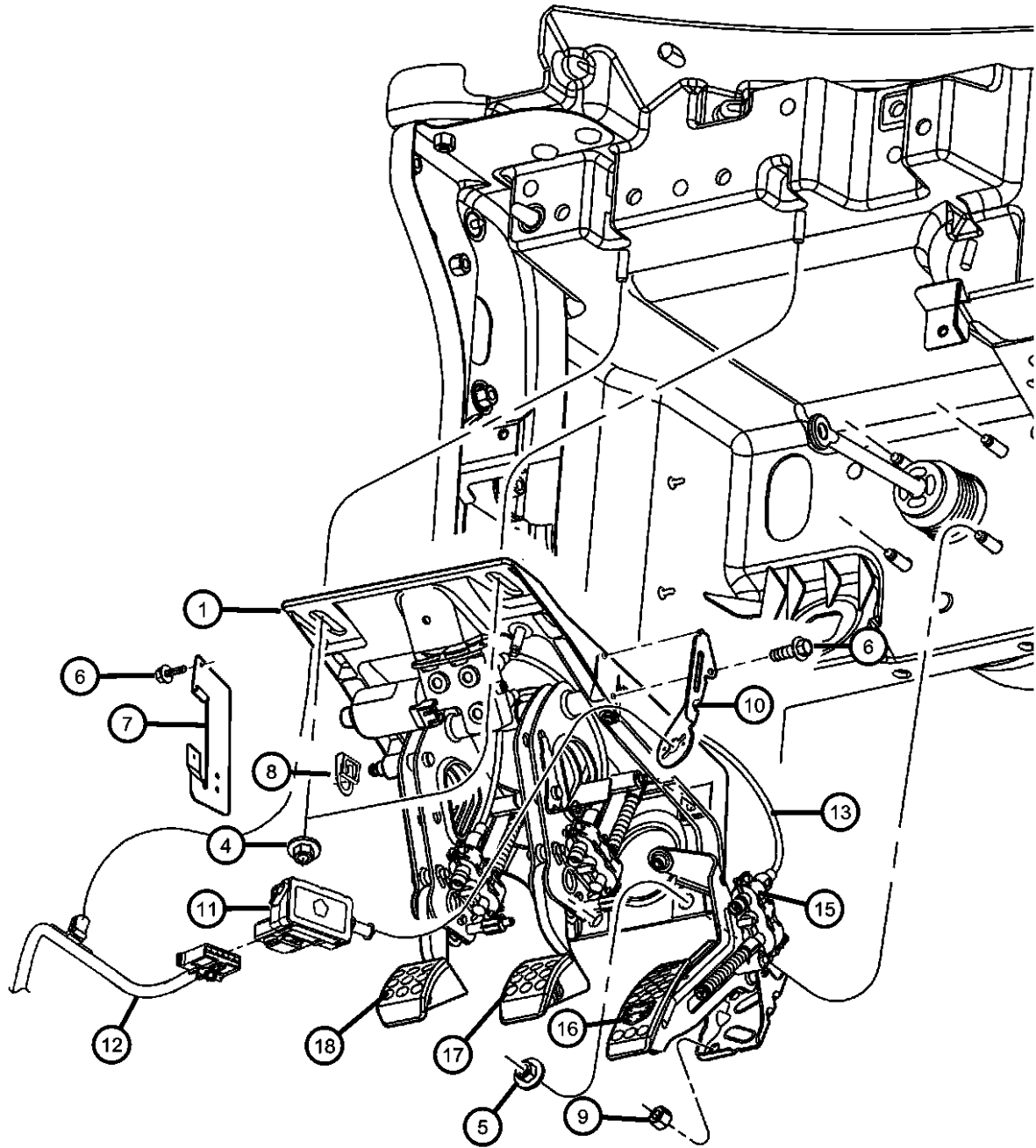


ITEM	PART NUMBER	QTY	LINE	SERIES	BODY	ENGINE	TRANS	TRIM	DESCRIPTION
Note; Sales Codes; [EWC] = 8.3L V10 SFI Engine									
1	05037292AA	1				EWC			COVER, Air Cleaner
2	05066221AB	5				EWC			SCREW, Air Cleaner Cover
-3	06503823	1				EWC			WINGNUT, M6-1.00
4	05029171AB	1							SEAL, Air CleanerFoam
5	05037331AA	2				EWC			CLAMP, Air Cleaner Duct
6	05037295AB	1				EWC			TUBE, Clean Air
7	05037297AB	1				EWC			DUCT, Air Cleaner to Throttle Body
8	04606487AB	1				EWC			SENSOR, Charge Air Temp
9	05037294AB	2				EWC			ELEMENT, Air Cleaner
	P4510940								Performance Air Filter, ZB, 2003-2004, 8.3L
10	05037293AA	1				EWC			BODY, Air Cleaner
11	04708180	2				EWC			SCREW, Splash Shield
-12	06502018	2				EWC			CLAMP, Hose, M28.9 x 1.60
-13	05037342AB	1				EWC			HOSE, Clean Air Tube to A.I.S. Motor

VIPER (ZB)				
SERIES	LINE	BODY	ENGINE	TRANSMISSION
S = SPORT	D = DODGE	27 = 2-DR CONVERTIBLE	EWC = 8.3L V10 SFI Engine	DEC = 6-Speed Manual Transmission
X = SPECIAL		29 = SPECIALTY COUPE		

AR = use ase required - = Non illustrated part

Accelerator Pedal  
Figure 14-1110



ITEM	PART NUMBER	QTY	LINE	SERIES	BODY	ENGINE	TRANS	TRIM	DESCRIPTION
1	05290890AG	1							PEDAL ASSEMBLY, Adjustable
-2	04306150	1							ISOLATOR, Throttle Cable
-3	56042387	1							SWITCH, Electric Pedal Adjust
4	06506557AA	2							NUT AND WASHER
5	J4003909	4							NUT, Hex Flange With Serration
6	J4003909	4							SCREW, [M5X0.8X10.00], (NOT SERVICED)
7	05029211AC	1							BRACKET, Wiring Harness
8	04294036	1							CLIP
9	06101447	2							NUT AND WASHER, M6x1.00
10	05029206AB	1							BRACKET, Stop Lamp Switch
11	05083344AA	1							SWITCH PACKAGE, Stop Lamp
12	05083344AA	1							WIRING, Instrument Panel, See Electrical Group, (NOT SERVICED)
13	05037288AD	1							CABLE, Accelerator
-14	05037285AE	1				EWC			BRACKET, Accelerator Cable
15	04287736	1							RETAINER, Throttle Cable
16	05102047AA	1							PAD, Accelerator Pedal
17	05102045AB	1							PAD, Brake Pedal
18	05102046AB	1							PAD, Clutch Pedal

VIPER (ZB)				
SERIES	LINE	BODY	ENGINE	TRANSMISSION
S = SPORT	D = DODGE	27 = 2-DR CONVERTIBLE	EWC = 8.3L V10 SFI Engine	DEC = 6-Speed Manual Transmission
X = SPECIAL		29 = SPECIALTY COUPE		

AR = use ase required - = Non illustrated part

Group - 16

Propeller Shafts and U-Joints

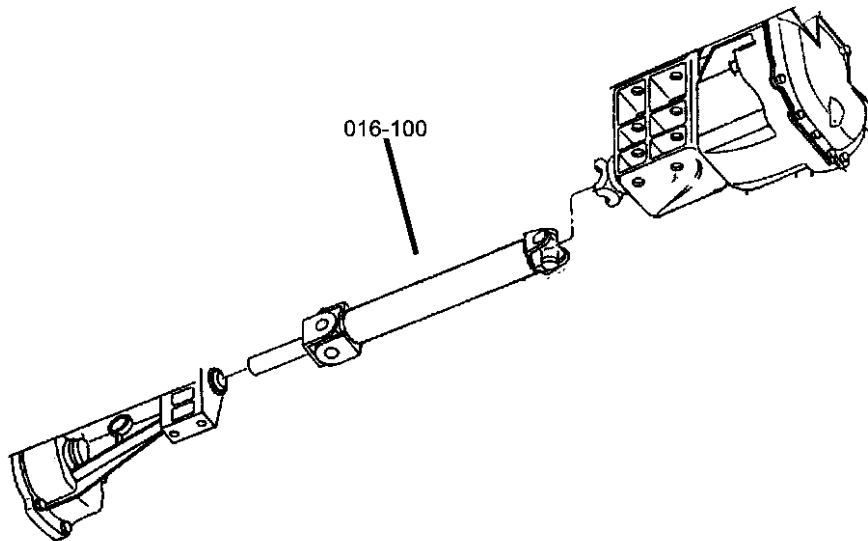
Group - 16 Propeller Shafts and U-Joints

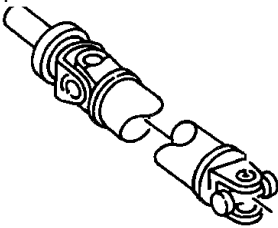
Illustration Title

Group-Fig. No.

Propeller Shaft

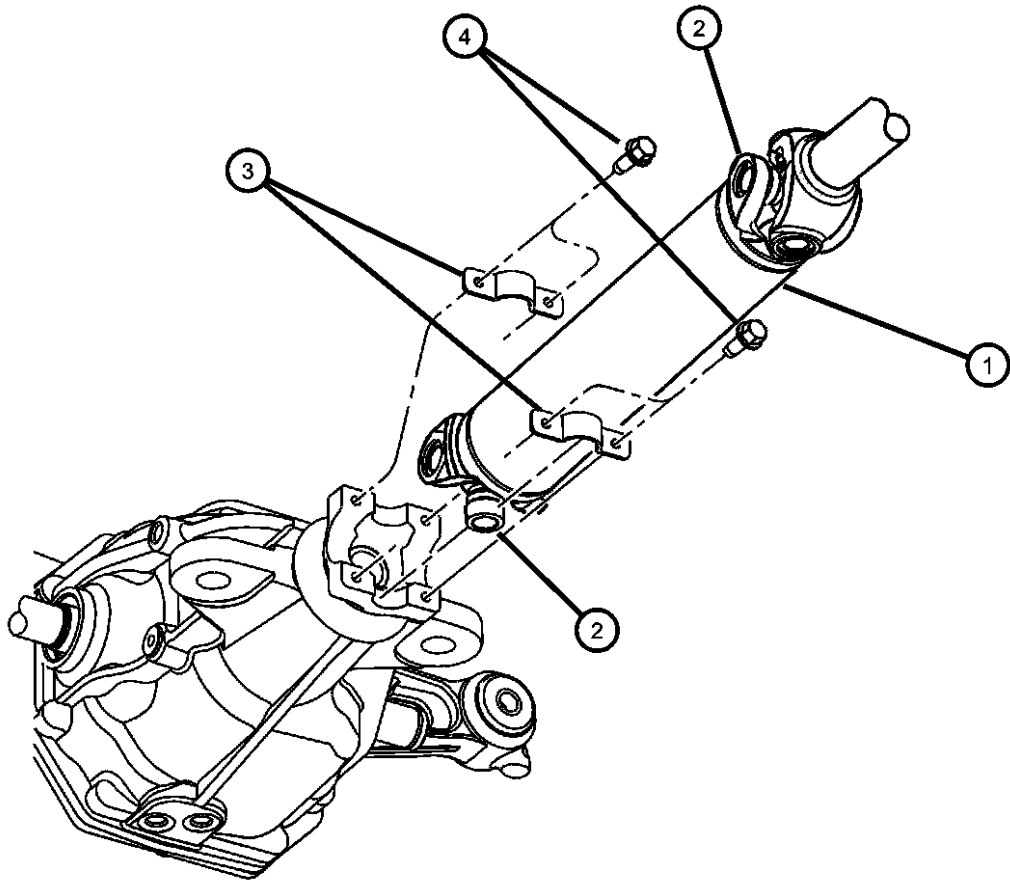
Shaft, Propeller, Rear, 1 Piece .....Fig. 16 - 110



<div>016-100 Propeller Shaft</div> 			
---------------------------------------------------------------------------------------------------------------------------	--	--	--

Shaft, Propeller, Rear, 1 Piece  
 Figure 16-110

ITEM	PART NUMBER	QTY	LINE	SERIES	BODY	ENGINE	TRANS	TRIM	DESCRIPTION
1	05037750AA	1							SHAFT, Drive
2	04797307AB	1							U-JOINT
	v8017307aa								Mopar Alternative Universal Joint
3	04428723	2							CLAMP, U-Joint
4	06502581	4	D		27, 29				BOLT, Hex Flange Head, M8x1.0x19



VIPER (ZB)				
SERIES	LINE	BODY	ENGINE	TRANSMISSION
S = SPORT	D = DODGE	27 = 2-DR CONVERTIBLE	EWC = 8.3L V10 SFI Engine	DEC = 6-Speed Manual Transmission
X = SPECIAL		29 = SPECIALTY COUPE		

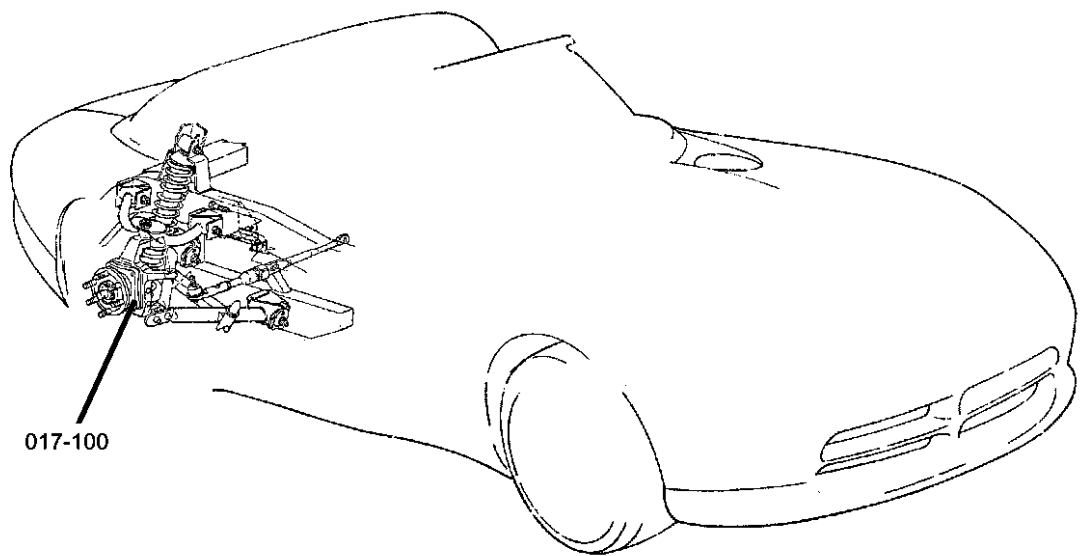
# Group - 17

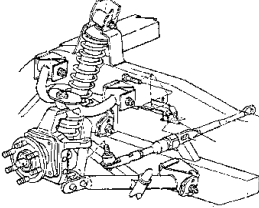
## Rear Suspension

### Group - 17 Rear Suspension

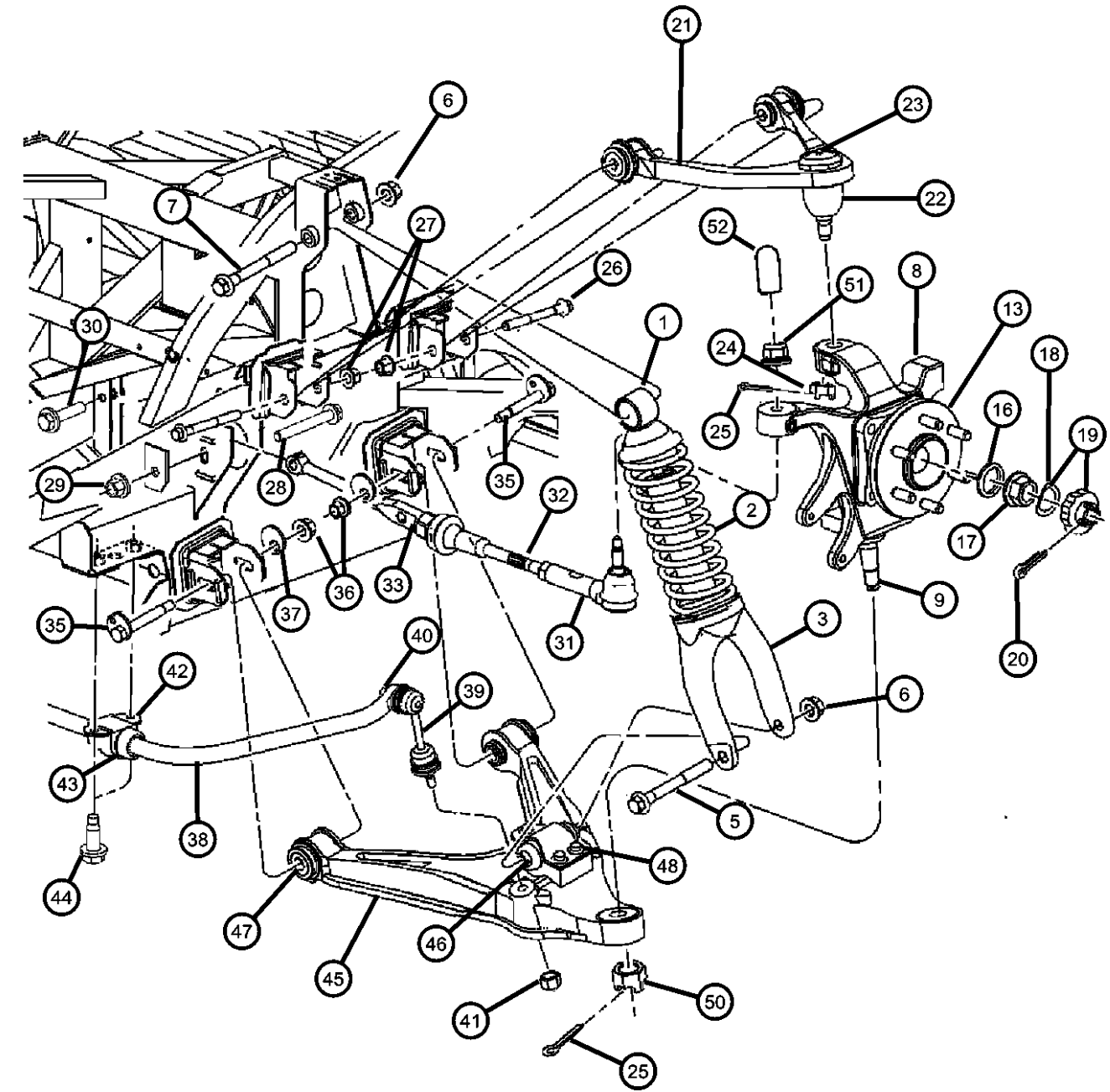
Illustration Title Group-Fig. No.

**Rear Suspension**  
Suspension, Rear .....Fig. 17 - 120



<div>017-100 Rear Suspension</div> 			
---------------------------------------------------------------------------------------------------------------------------	--	--	--

Suspension, Rear  
Figure 17-120



ITEM	PART NUMBER	QTY	LINE	SERIES	BODY	ENGINE	TRANS	TRIM	DESCRIPTION
------	----------------	-----	------	--------	------	--------	-------	------	-------------

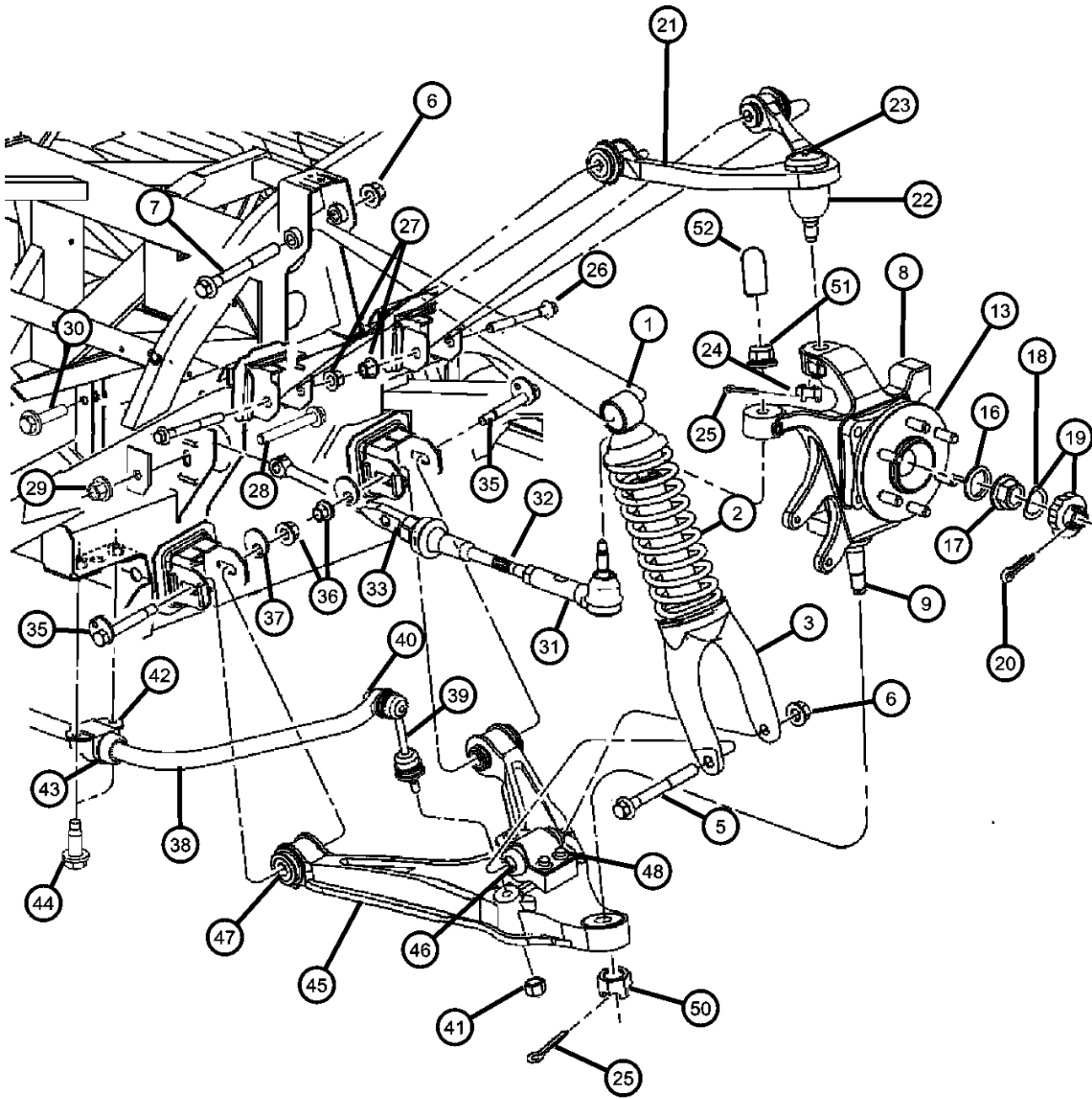
Sales Codes:  
[SDE]= SPORT GROUP

1	05290040AE	2							SHOCK ABSORBER, Suspension, Rear, With Bushings
2	05290263AA	2							SPRING, Rear Coil
3	05290128AB	2							BRACKET, Suspension
-4	05290233AA	4							BUSHING, Upper and Lower Shock
5	06102081AA	2							SCREW, Hex Flange Head, M14x2.00x140.00Shock Absorber Lower Mounting
6	06502698	2							NUT, Hex Flange Lock, Shock Attaching
7	06504189	2							SCREW
8									KNUCKLE, Rear
	05134995AA	1							Left
	05134994AA	1							Right
9	05134994AA	1							BALL JOINT, Lower Control Arm, Serviced with Knuckle Only, (NOT SERVICED)
-10	52006404	1							SEAL, Ball Joint
-11	06030099	1							FITTING, Ball Joint, Zirc
-12	04848173	1							GASKET
13	04848716	1							HUB AND BEARING, Brake
-14	04848171	1							GASKET
-15	06035642	4							SCREW AND WASHER, Hex Head Locking, .50-20x2.25 Grade 8
16	06502293	2							WASHER, Flat, M23x43x4
17	06502294	2							NUT, Hex Flange, M22x1.25
18	05212684	2							WASHER, Wave
19	04293167	2							NUT AND WASHER PACKAGE
20	06500336	2							PIN, Cotter, M5x36.00
21	05290117AB	2							ARM, ControlUpper
22	52006404	1							SEAL, Ball Joint
23	06030099	1							FITTING, Ball Joint, Zirc
24	06035641	2							NUT, Hex, .625-18
25	00120123	2							PIN, Cotter
26	06502046	2							BOLT, Suspension Upper Arm
27	06502585	4							NUT
28	06101707	2							BOLT, M10x1.50x75
29	06502337	2							NUT, M10x1.5

VIPER (ZB)								
SERIES	LINE		BODY		ENGINE		TRANSMISSION	
S = SPORT	D = DODGE		27 = 2-DR CONVERTIBLE		EWC = 8.3L V10 SFI Engine		DEC = 6-Speed Manual Transmission	
X = SPECIAL			29 = SPECIALTY COUPE					

AR = use ase required - = Non illustrated part

Suspension, Rear  
Figure 17-120



ITEM	PART NUMBER	QTY	LINE	SERIES	BODY	ENGINE	TRANS	TRIM	DESCRIPTION
30	06101063	2							SCREW AND WASHER, M10x1.5x45
31	05290168AA	2							END, Tie Rod
32	04763159AB	2							LINK, Trailing Rear Suspension
33	04709309	2							ROD, Toe Link
-34									SHIM, Tow Link To Frame
	04643912	AR							[NOM]
	04643914	AR							[4U]
	04643915	AR							[6U]
	04643987	AR							[6D]
	04643985	AR							[2D]
	04643986	AR							[4D]
35	06036525AA	4							BOLT, Control Arm Cam
36	06036467AA	4							NUT, Hex Lock, .50-20
37	06036469AA	4							WASHER, Control Arm
38	05290169AA	1							BAR, Rear Sway
39	04709289	2							LINK, Rear Suspension Assist
40	06100219	2							NUT, Hex Jam, M10x1.5, Link to Bar
41	06502556	2							NUT, Hex, M10-1.5
42	04404219AB	2							RETAINER, Stabilizer Bar Grommet
43	04643004	2							BUSHING, Stabilizer Bar
44	04643004	2							SCREW, M10x1.5x30, (NOT SERVICED)
45									ARM, Control
	05290118AA	1							Right
	05290119AA	1							Left
46	04848052AB	1							BUSHING, With Strap
47	04848050	2							BUSHING, Control Arm
48	06503357	3							BOLT, Hex Flange Head, M10x1.50x55
-49	06101696	3							NUT
50	06035670	4							NUT, Hex
51	06506557AA	2							NUT AND WASHER
52	05290275AA	2							CAP, Ball Joint

VIPER (ZB)				
SERIES	LINE	BODY	ENGINE	TRANSMISSION
S = SPORT	D = DODGE	27 = 2-DR CONVERTIBLE	EWC = 8.3L V10 SFI Engine	DEC = 6-Speed Manual Transmission
X = SPECIAL		29 = SPECIALTY COUPE		

AR = use ase required - = Non illustrated part

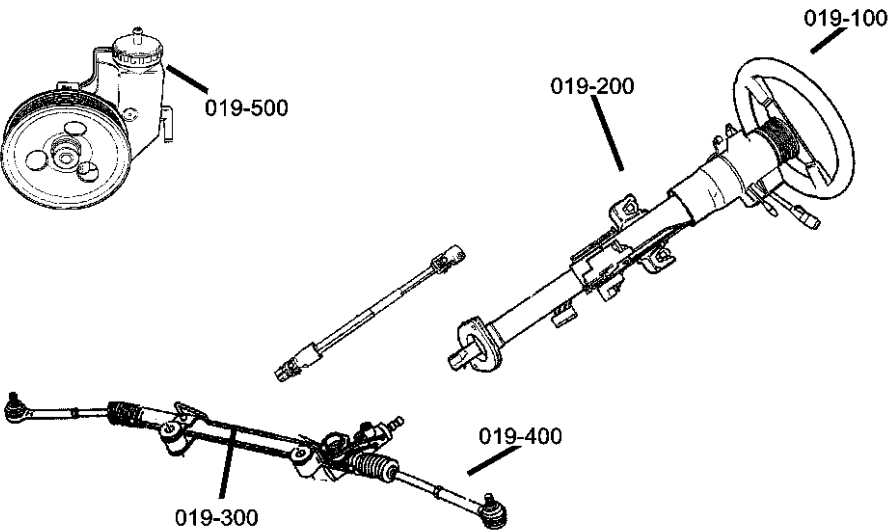


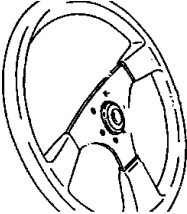

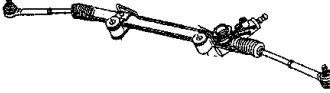
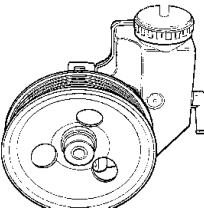
# Group - 19

## Steering

### Group - 19 Steering

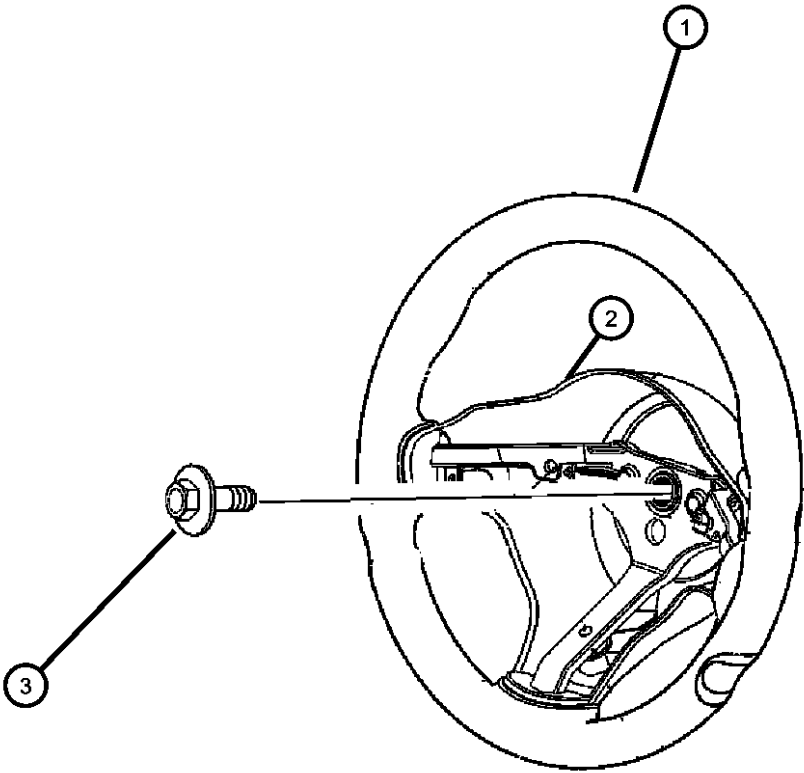
Illustration Title	Group-Fig. No.
<b>Steering Wheel</b> Wheel, Steering .....	Fig. 19 - 120
<b>Steering Column</b> Column Assembly And Mounting .....	Fig. 19 - 230
<b>Steering Gear</b> Gear, Rack & Pinion Power And Attaching Parts .....	Fig. 19 - 310
<b>Power Steering Pump</b> Pump And Hoses, Power Steering.....	Fig. 19 - 510



<b>019-100</b> Steering Wheel 	<b>019-200</b> Steering Column 	<b>019-300</b> Steering Gear 	<b>019-500</b> Power Steering Pump 
-------------------------------------------------------------------------------------------------------------------------	--------------------------------------------------------------------------------------------------------------------------	-------------------------------------------------------------------------------------------------------------------------	--------------------------------------------------------------------------------------------------------------------------------

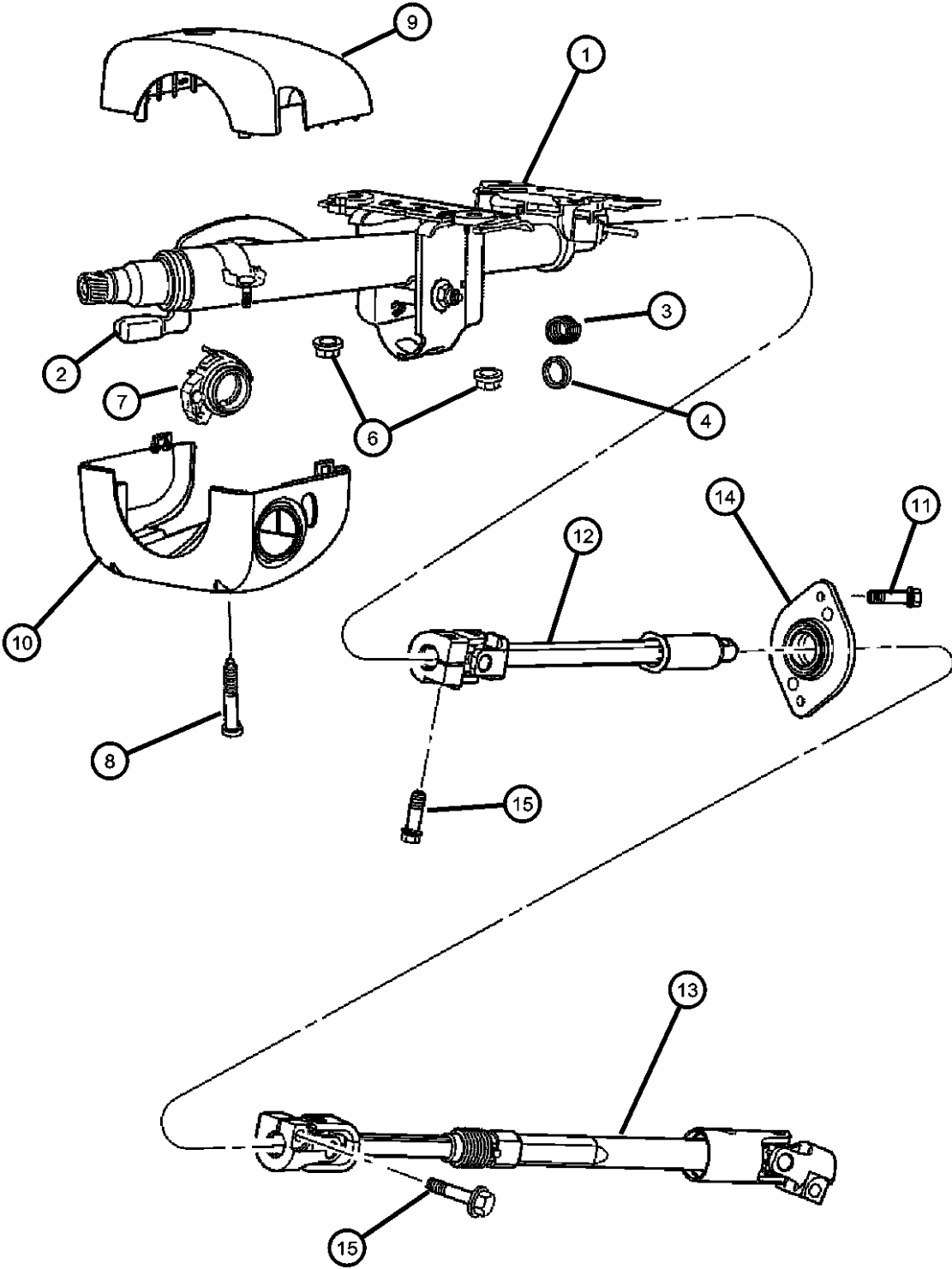
Wheel, Steering  
Figure 19-120

ITEM	PART NUMBER	QTY	LINE	SERIES	BODY	ENGINE	TRANS	TRIM	DESCRIPTION
1	0TQ901X9AA	1							WHEEL, Steering, [X9]
2	0TQ91DX9AA	1							COVER, Steering Wheel
3	06505656AA	1							SCREW, Hex Flange Head, M10x1.5x35., Steering Wheel Attaching



VIPER (ZB)				
SERIES	LINE	BODY	ENGINE	TRANSMISSION
S = SPORT	D = DODGE	27 = 2-DR CONVERTIBLE	EWC = 8.3L V10 SFI Engine	DEC = 6-Speed Manual Transmission
X = SPECIAL		29 = SPECIALTY COUPE		

Column Assembly And Mounting  
Figure 19-230



ITEM	PART NUMBER	QTY	LINE	SERIES	BODY	ENGINE	TRANS	TRIM	DESCRIPTION
1	04865679AC	1							COLUMN, Steering, Tilt
	05057370AA	1							Export
2	05057370AA	1							LEVER, Tilt Column Release, Serviced in item # 1, (NOT SERVICED)
3	05057370AA	1							SPRING, (NOT SERVICED)
4	04147362AB	1							BEARING, Steering Column Shaft
		1							Export
-5	04664130	1							RETAINER, Spring
		1							Export
6	06503182	4							NUT AND WASHER, Hex Lock Nut-Coned Teeth Washer, M8 x 1.25
7	04671104	1							LAMP, Ignition Switch
		1							Export
8	06035434	2							SCREW AND WASHER, Pan Head, Shrouds Attaching
9	0UC77DX9AA	1							SHROUD, Steering ColumnUpper
10	0UC78DX9AA	1							SHROUD, Steering ColumnLower
11	06102204AA	2							SCREW
12	05290070AD	1							SHAFT, Steering ColumnExtension
13	04865588AC	1							SHAFT, Steering ColumnInter-mediate
14	05290187AA	1							BEARING, Steering Column Shaft
15	06504926AA	3							SCREW, Hex Flange Head, M10x1.5x40
-16	04690507AB	1							BEARING, Steering Column
		1							Export
-17	06035021	1							SCREW, Pan Head Tapping, .125-40x.437
		1							Export
-18	04690570	1							WEDGE
		1							Export

VIPER (ZB)  
SERIES  
S = SPORT  
X = SPECIAL

LINE  
D = DODGE

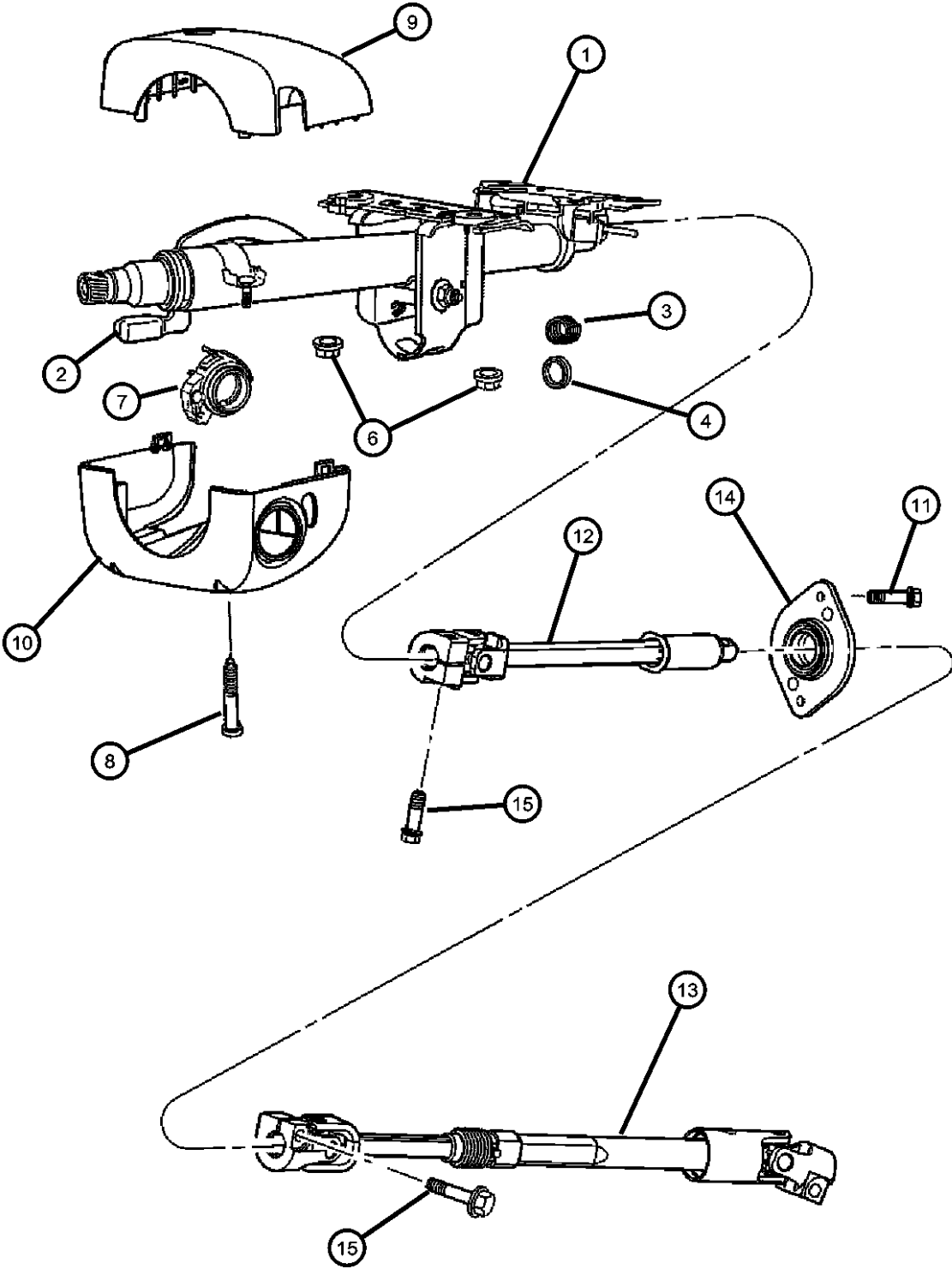
BODY  
27 = 2-DR CONVERTIBLE  
29 = SPECIALTY COUPE

ENGINE  
EWC = 8.3L V10 SFI Engine

TRANSMISSION  
DEC = 6-Speed Manual Transmission

AR = use ase required - = Non illustrated part

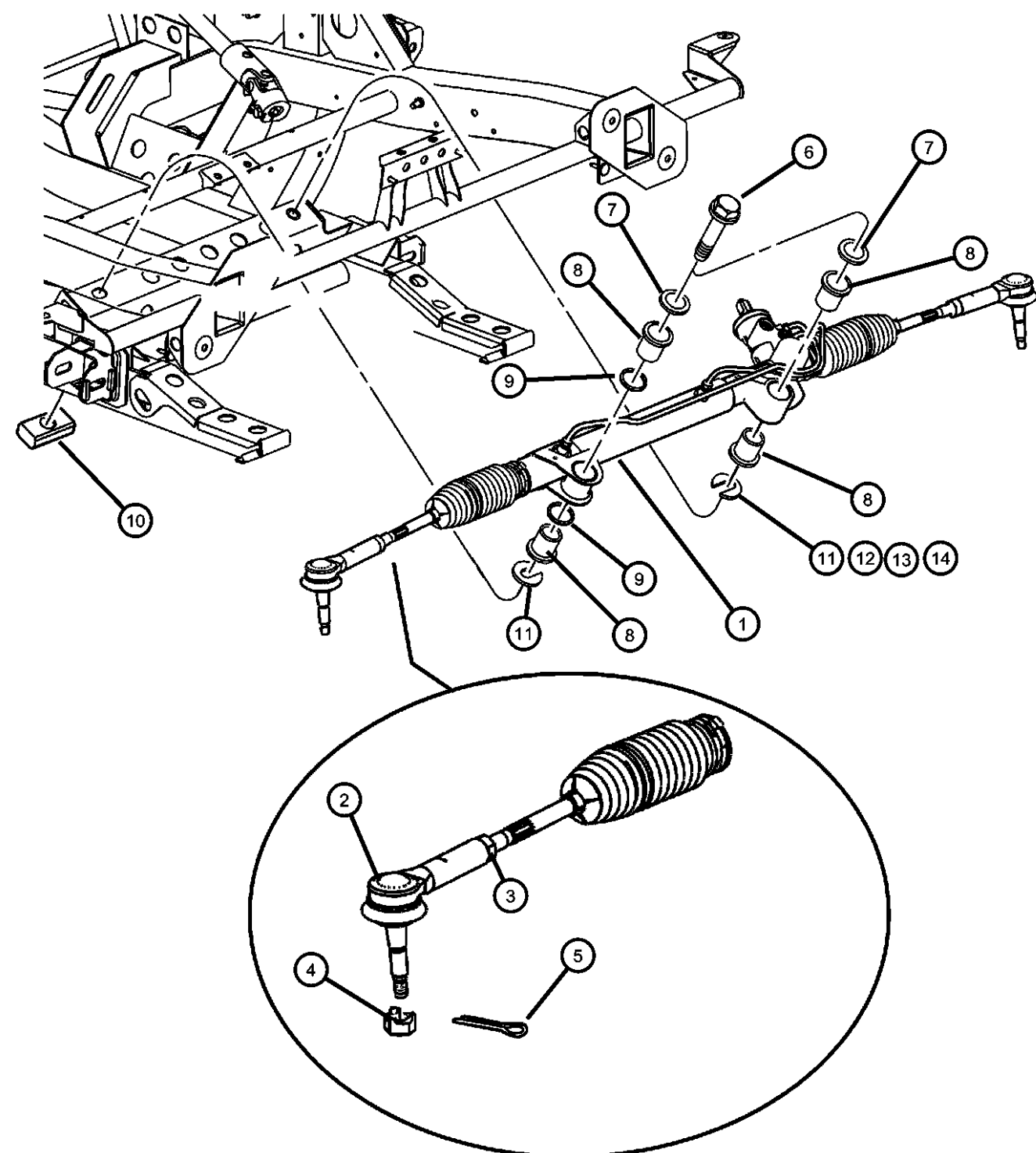
Column Assembly And Mounting  
Figure 19-230



ITEM	PART NUMBER	QTY	LINE	SERIES	BODY	ENGINE	TRANS	TRIM	DESCRIPTION
-19	06035937AA	2							SCREW, .164-18x1.00
		2							Export
-20	04690101	1							CLAMP, Lock Housing
		1							Export

VIPER (ZB)									
SERIES	LINE			BODY	ENGINE			TRANSMISSION	
S = SPORT	D = DODGE			27 = 2-DR CONVERTIBLE	EWC = 8.3L V10 SFI Engine			DEC = 6-Speed Manual Transmission	
X = SPECIAL				29 = SPECIALTY COUPE					

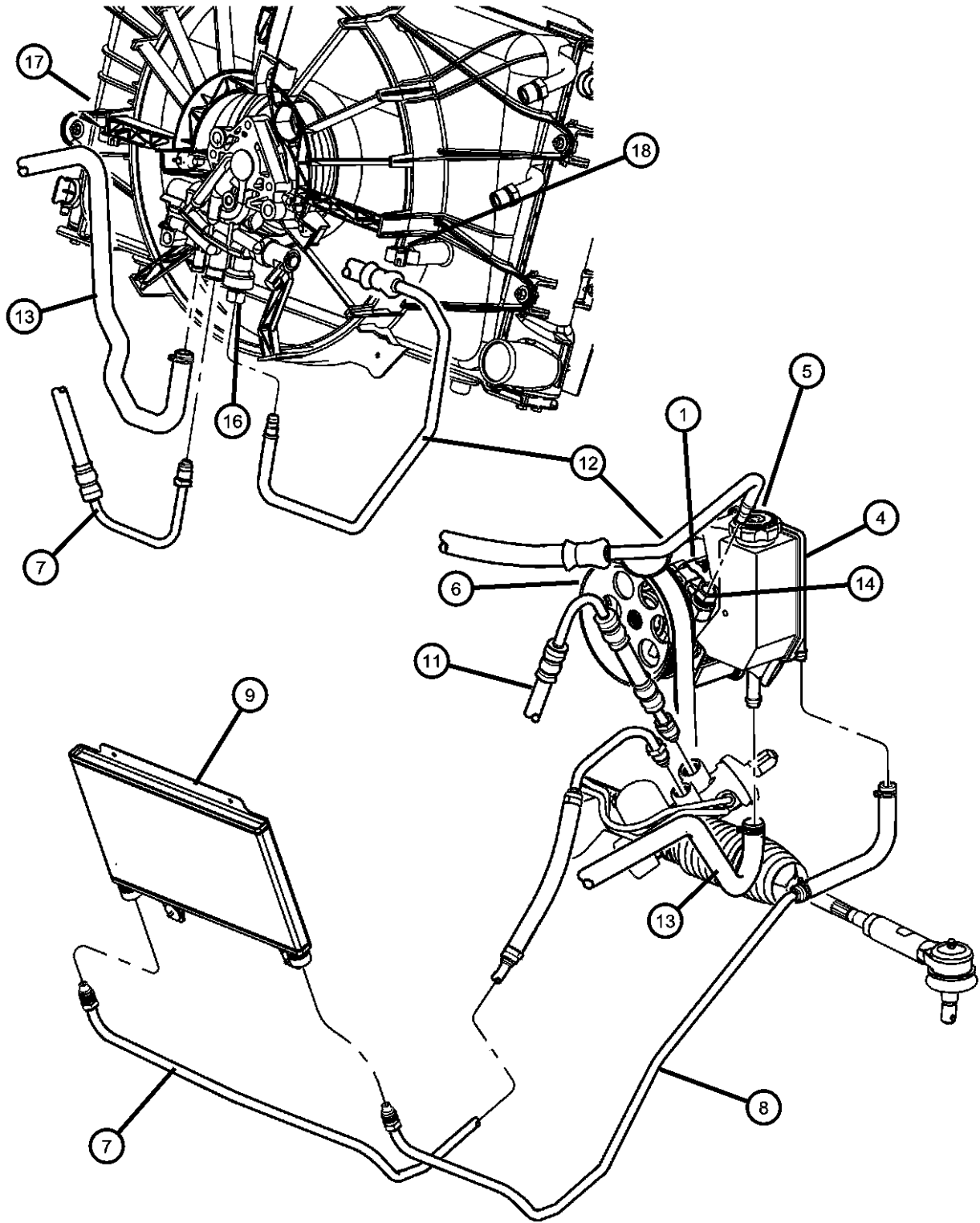
Gear, Rack & Pinion Power And Attaching Parts  
Figure 19-310



ITEM	PART NUMBER	QTY	LINE	SERIES	BODY	ENGINE	TRANS	TRIM	DESCRIPTION
1	04865678AB	1							GEAR, Power Steering
2	05290168AA	2							END, Tie Rod
3	05104685AA	2							JAM NUT, Outer Tie Rod
4	06506557AA	2							NUT AND WASHERTie Rod To Knuckle
5	00120123	2							PIN, Cotter
6	06033181	2		S					BOLT, Hex Head, .625-11x3.75
7	06034710	2							WASHER, Flat
8	04642116	4							ISOLATOR, Steering Gear
9	04708035	2							O RING, Steering Gear
10	04117796	1							NUT, Pivot Arm
11	04708475	AR							SHIM, Steering Gear, 0.5mm
12	04708070	AR							SHIM, Steering Gear, 1.0mm
13	04708068	AR							SHIM, Steering Gear, 1.5mm
14	04708069	AR							SHIM, Steering Gear, 3.0mm

VIPER (ZB)				
SERIES	LINE	BODY	ENGINE	TRANSMISSION
S = SPORT	D = DODGE	27 = 2-DR CONVERTIBLE	EWC = 8.3L V10 SFI Engine	DEC = 6-Speed Manual Transmission
X = SPECIAL		29 = SPECIALTY COUPE		

Pump And Hoses, Power Steering  
Figure 19-510



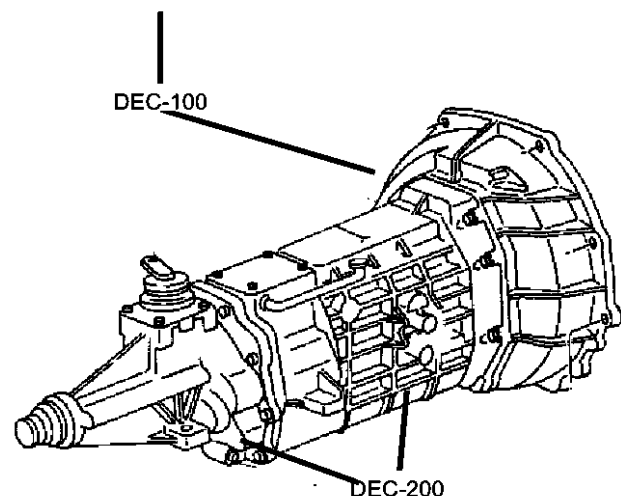
ITEM	PART NUMBER	QTY	LINE	SERIES	BODY	ENGINE	TRANS	TRIM	DESCRIPTION
NOTE: Sales Code [EWC] = 8.3L V10 SFI Engine									
1	05093985AA	1				EWC			PUMP, Power Steering
	05166226AA								Mopar Power Steering Fluid Pint
-2	04778797AB	1				EWC			SEAL, Power Steering Pump
-3	02537833	1				EWC			SPRING, Power Steering Pump Flow
4	05103202AA	1				EWC			RESERVOIR, Power Steering Pump, Kit, Contains: 2-Clips, Throat Tube, O'Ring
5	05073626AA	1				EWC			CAP, Power Steering Reservoir
6	05290139AA	1				EWC			PULLEY, Power Steering Pump
7	05290267AB	1							LINE, Power Steering, To Cooler
8	05290269AA	1							HOSE, Power Steering Return
9	05290013AE	1							COOLER, Power Steering
-10	05290238AA	2							CONNECTOR, Quick Type
11	05102281AA	1							LINE, Power Steering, Fan to Steering Gear
12	05102280AA	1							LINE PACKAGE, Power Steering
13	05290008AD	1							LINE, Power Steering, Fan to Power Steering Pump
14	52088914AA	1				EWC			FITTING, Quick Disconnect
-15	05019705AA	1				EWC			O RING
16	52088116AB	1							FITTING, Quick Connect
17	52079928AA	1							CLIP, Line
18	05290177AA	1							CLIP, Power Steering Return Hose
-19	06034248	3				EWC			BOLT, P/S Pump Mounting
-20	06100557	2							BOLT AND CONED WASHER, Hex Head, M6x20x14, Cooler Attach To Frame
-21	00154910AA	1							SCREW, P/S Line Attach to Frame

VIPER (ZB)					
SERIES	LINE	BODY	ENGINE	TRANSMISSION	
S = SPORT	D = DODGE	27 = 2-DR CONVERTIBLE	EWC = 8.3L V10 SFI Engine	DEC = 6-Speed Manual Transmission	
X = SPECIAL		29 = SPECIALTY COUPE			

AR = use ase required - = Non illustrated part

# Group - T56

## Manual Transmission 6 Speed



### Group - T56 Manual Transmission 6 Speed

Illustration Title

Group-Fig. No.

#### Transmission

Transmission .....

Fig. T56 - 110

#### Case & Extension

Case & Extension .....

Fig. T56 - 210

#### Transmission Mounting

Transmission Mounting .....

Fig. T56 - 310

Transmission, Rear Mounting .....

Fig. T56 - 320

Skid Plate .....

Fig. T56 - 330

#### Gear Train

Input Shaft, Mainshaft & Countershaft.....

Fig. T56 - 410

Countershaft Extension.....

Fig. T56 - 420

Reverse Idler & Driven Gears.....

Fig. T56 - 430

#### Forks and Rails

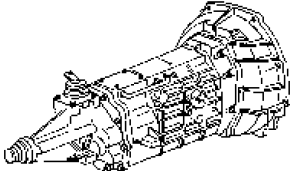
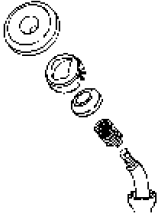
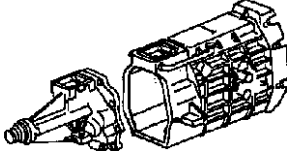
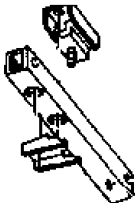
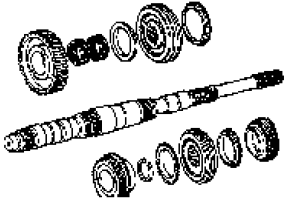
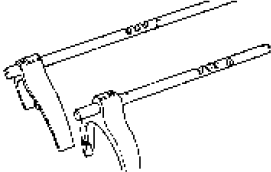
Shift Forks & Rails .....

Fig. T56 - 910

#### Gear Shift Controls

Gearshift Control .....

Fig. T56 - 1210

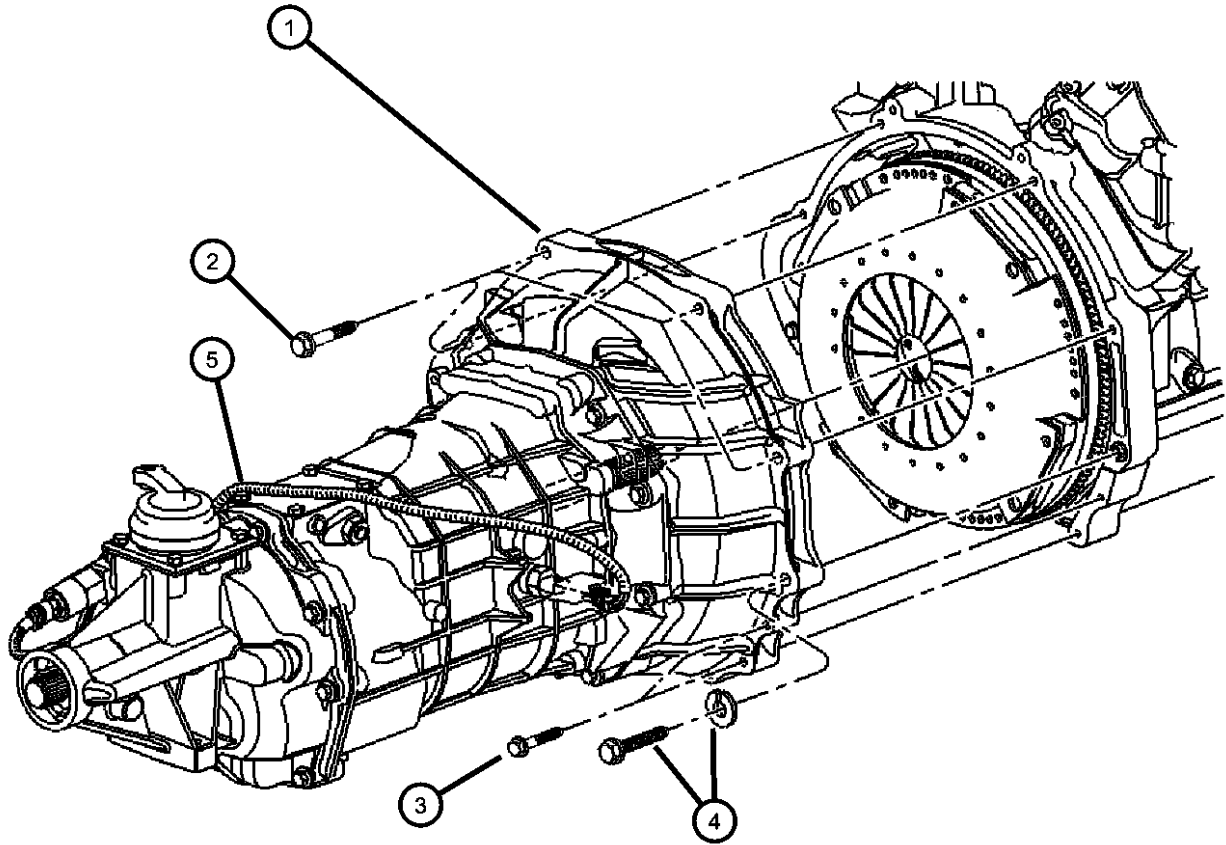
<b>T56-100</b> Transmission 	<b>T56-1200</b> Gear Shift Controls 	<b>T56-200</b> Case & Extension 	<b>T56-300</b> Transmission Mounting 
<b>T56-400</b> Gear Train 	<b>T56-900</b> Forks and Rails 		

Transmission  
Figure T56-110

ITEM	PART NUMBER	QTY	LINE	SERIES	BODY	ENGINE	TRANS	TRIM	DESCRIPTION
------	----------------	-----	------	--------	------	--------	-------	------	-------------

NOTE:Service Transmission Does Not Include Clutch Housing.  
Sales Code:  
[DEC]=6 Speed Manual Transmission

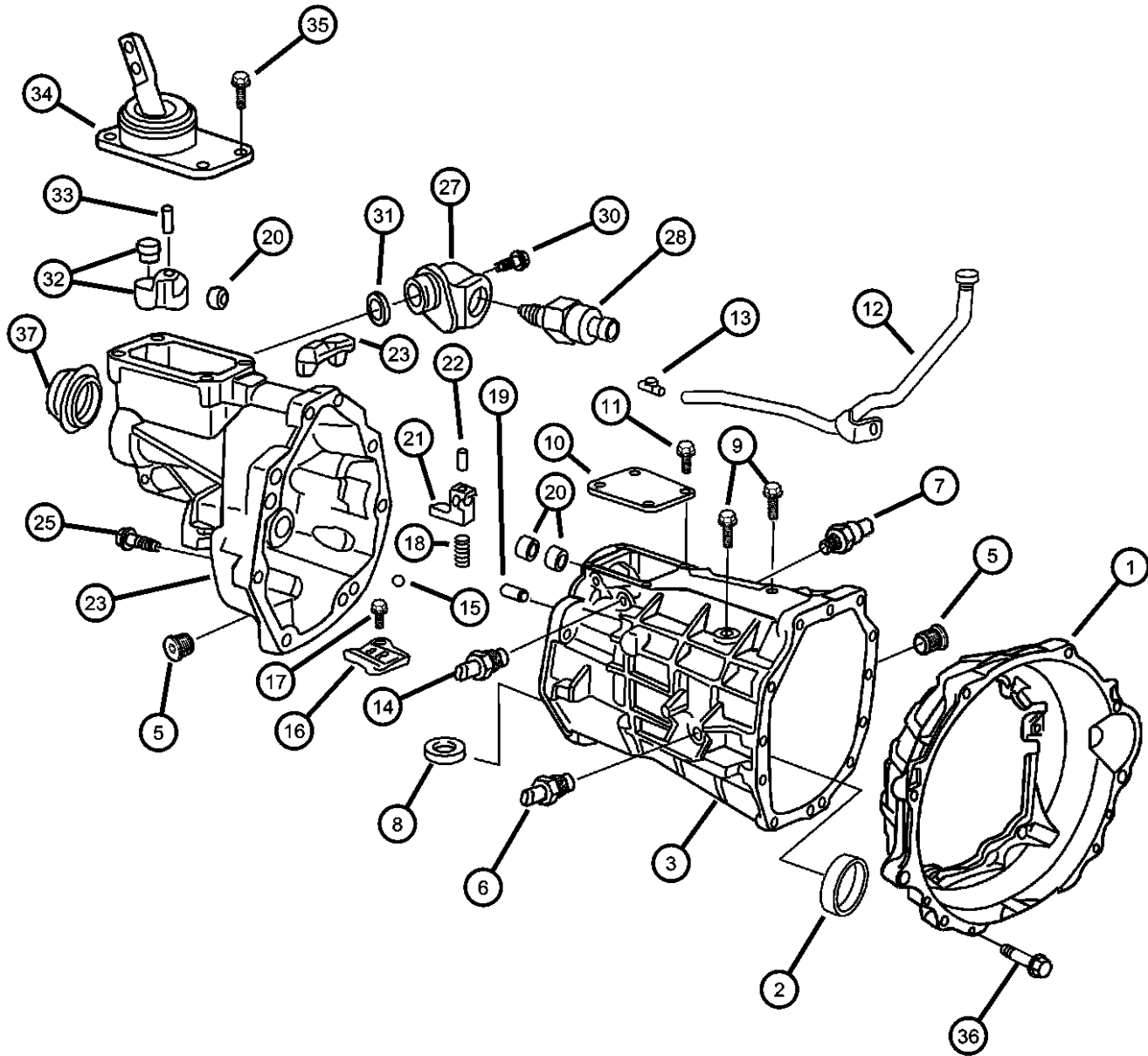
1	05103065AC	1					DEC		TRANSMISSION, 6 speed, With Stamp # [05038002AC]
2	06035470	4							BOLT
3	00154927AA	4							SCREW
4	06036621AA	2							SCREW, Hex Head, .437-14x2.75
5	06036621AA	2							WIRING, Transmission, See Electrical Group, (NOT SERVICED)



VIPER (ZB)				
SERIES	LINE	BODY	ENGINE	TRANSMISSION
S = SPORT	D = DODGE	27 = 2-DR CONVERTIBLE	EWC = 8.3L V10 SFI Engine	DEC = 6-Speed Manual Transmission
X = SPECIAL		29 = SPECIALTY COUPE		



Case & Extension  
Figure T56-210



ITEM	PART NUMBER	QTY	LINE	SERIES	BODY	ENGINE	TRANS	TRIM	DESCRIPTION
------	----------------	-----	------	--------	------	--------	-------	------	-------------

NOTE:  
Sales Codes:  
[DEC]=6 Speed Manual Transmission

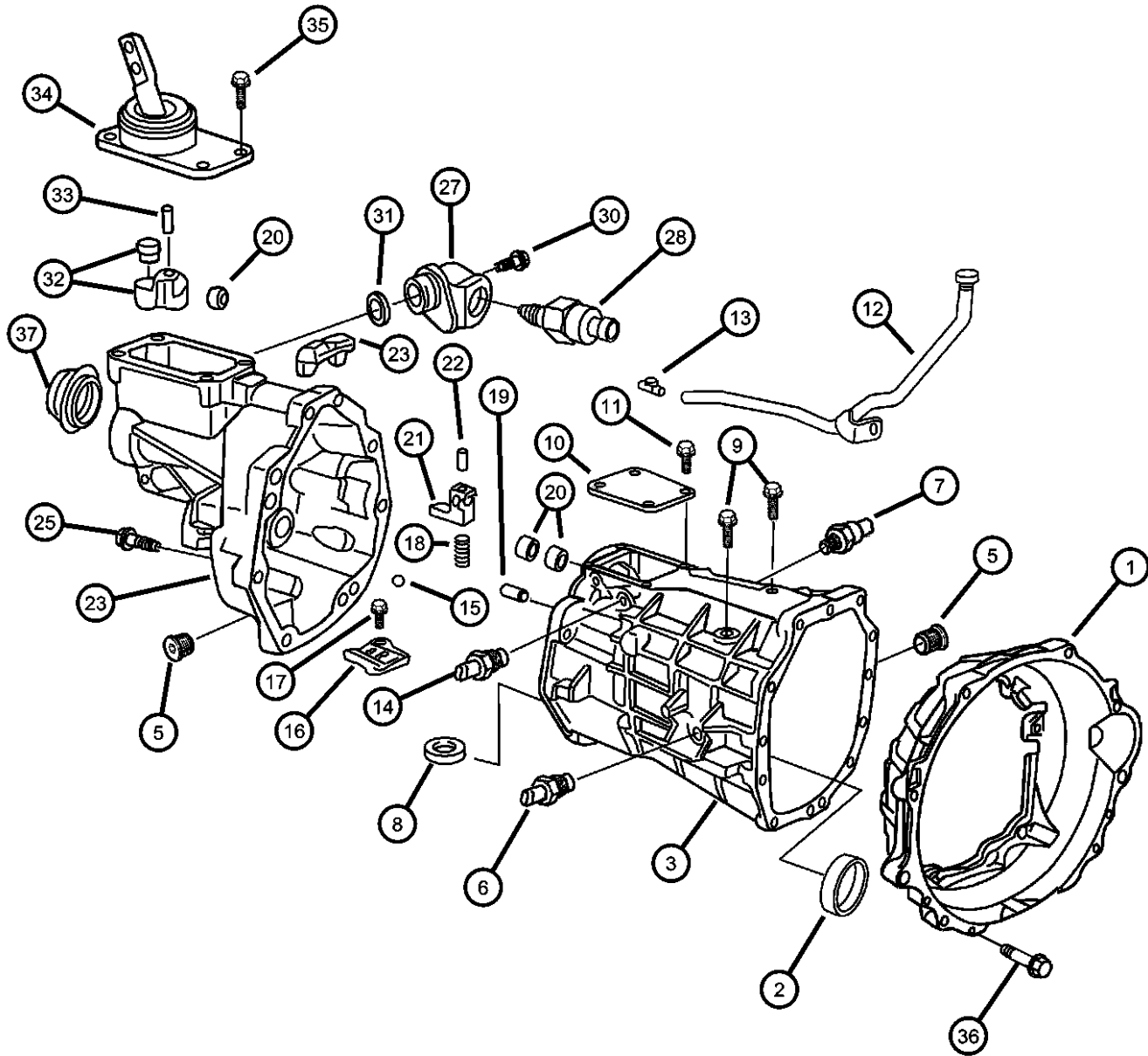
1	05093034AA	1					DEC		HOUSING, Clutch
2	04626462	1					DEC		CUP
3	04626460	1					DEC		CASE, Transmission
-4	04626573	1					DEC		BREATHER, Transmission Case
5	04626591	1					DEC		PLUG, Oil Fill
6	04626593	1					DEC		SWITCH, Back Up Lamp
7	04626572	1					DEC		SOLENOID, Transmission Skip Shift
8	04626567	1					DEC		MAGNET, Transmission
9	04626508	2					DEC		BOLT, Shift Lever Guide
10	04626569	1					DEC		PLATE, Transmission Shifter
11	04626571	4					DEC		BOLT, Shifter Cover
12	04626592	1					DEC		VENT, Transmission Pipe
13	04626570	1					DEC		CLIP, Vent Tube
14	04626577	1					DEC		DETENT, Gearshift
15	04626526	1					DEC		BALL, Check
16	04626521	1					DEC		PLATE, Transmission Shifter
17	04626527	3					DEC		BOLT
18	04626523	1					DEC		SPRING, Detent Offset
19	04626513	2					DEC		DOWEL, Transmission Case
20	04626512	1					DEC		BUSHING, Shift Rail
21	04626579	1					DEC		LEVER, Offset
22	04626493	1					DEC		PIN, Roll
23	05093288AA	1					DEC		EXTENSION HOUSING, Transmission
-24	04626461	2					DEC		STUD, Extension Housing
25	04626520	11					DEC		BOLT, Transmission Case
-26	04626568	2					DEC		NUT, Transmission Case
27	04762005	1					DEC		HOUSING, Reverse lockout
28	04746271	1					DEC		SOLENOID, Transmission
-29	04762004	1					DEC		O RING
30	04762008	1					DEC		BOLT
31	04762004	1					DEC		O RING
32	05093271AA	1					DEC		LEVER, Offset
33	04626493	1					DEC		PIN, Roll

VIPER (ZB)								
SERIES	LINE		BODY		ENGINE		TRANSMISSION	
S = SPORT	D = DODGE		27 = 2-DR CONVERTIBLE		EWC = 8.3L V10 SFI Engine		DEC = 6-Speed Manual Transmission	
X = SPECIAL			29 = SPECIALTY COUPE					

AR = use ase required - = Non illustrated part

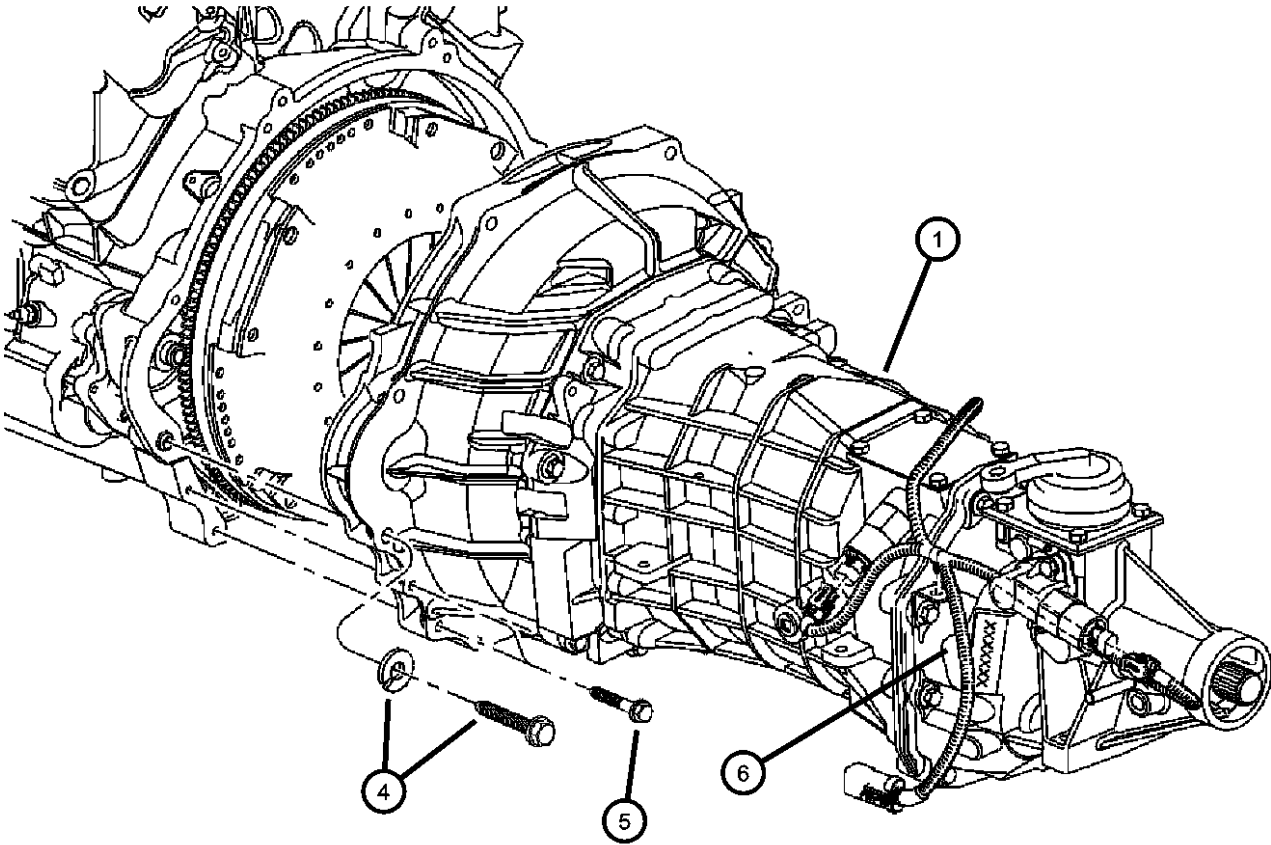
Case & Extension  
Figure T56-210

ITEM	PART NUMBER	QTY	LINE	SERIES	BODY	ENGINE	TRANS	TRIM	DESCRIPTION
34	05139505AA	1					DEC		LEVER, Gearshift
35	04626571	4					DEC		BOLT, Shifter Cover
36	04626520	11					DEC		BOLT, Transmission Case
37	04531216AB	1					DEC		SEAL, Output Shaft

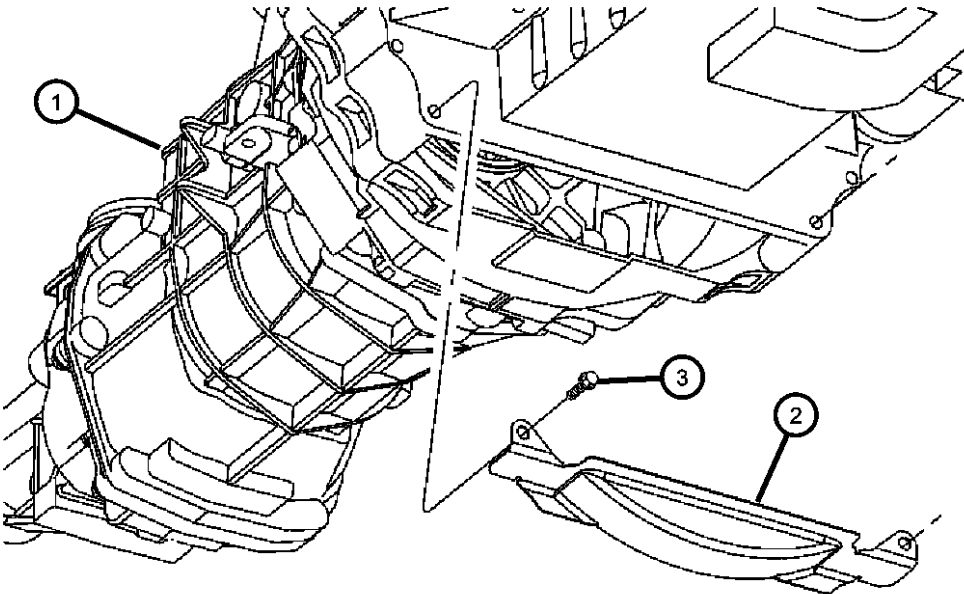


VIPER (ZB)									
SERIES	LINE			BODY		ENGINE		TRANSMISSION	
S = SPORT	D = DODGE			27 = 2-DR CONVERTIBLE		EWC = 8.3L V10 SFI Engine		DEC = 6-Speed Manual Transmission	
X = SPECIAL				29 = SPECIALTY COUPE					

Transmission Mounting  
Figure T56-310



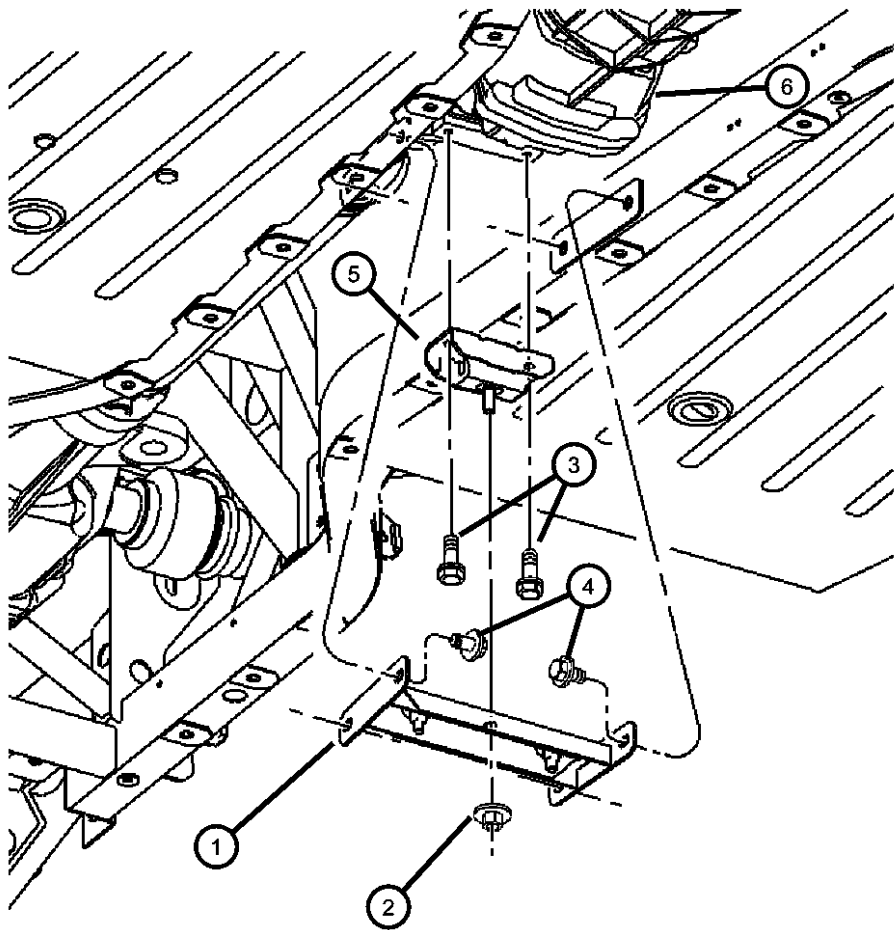
ITEM	PART NUMBER	QTY	LINE	SERIES	BODY	ENGINE	TRANS	TRIM	DESCRIPTION
1	04531216AB	1							TRANSMISSION, 6 speed, See Illustration #110, (NOT SERVICED)
2	05037330AD	1							COVER, Transmission Dust
3	06035666	2							SCREW, Hex Flange Head, .25-20x1.00
4	06036621AA	2							SCREW, Hex Head, .437-14x2.75
5	00154927AA	4							SCREW
6	00154927AA	4							WIRING, Transmission, See Electrical Group, (NOT SERVICED)



VIPER (ZB)					
SERIES	LINE	BODY	ENGINE	TRANSMISSION	
S = SPORT	D = DODGE	27 = 2-DR CONVERTIBLE	EWC = 8.3L V10 SFI Engine	DEC = 6-Speed Manual Transmission	
X = SPECIAL		29 = SPECIALTY COUPE			

Transmission, Rear Mounting  
Figure T56-320

ITEM	PART NUMBER	QTY	LINE	SERIES	BODY	ENGINE	TRANS	TRIM	DESCRIPTION
1	05037263AA	1							CROSSMEMBER, Transmission
2	06101761	1							NUT, Coned Washer, M10 x 1.50
3	06501596	2							SCREW AND WASHER, Hex Head, M10x1.5x45
4	06101058	4							BOLT AND WASHER, Hex Head, M10x1.50x20
5	04643318	1							MOUNT, Transmission
6	04643318	1							TRANSMISSION, 6 speed, See Illustration 110, (NOT SERVICED)

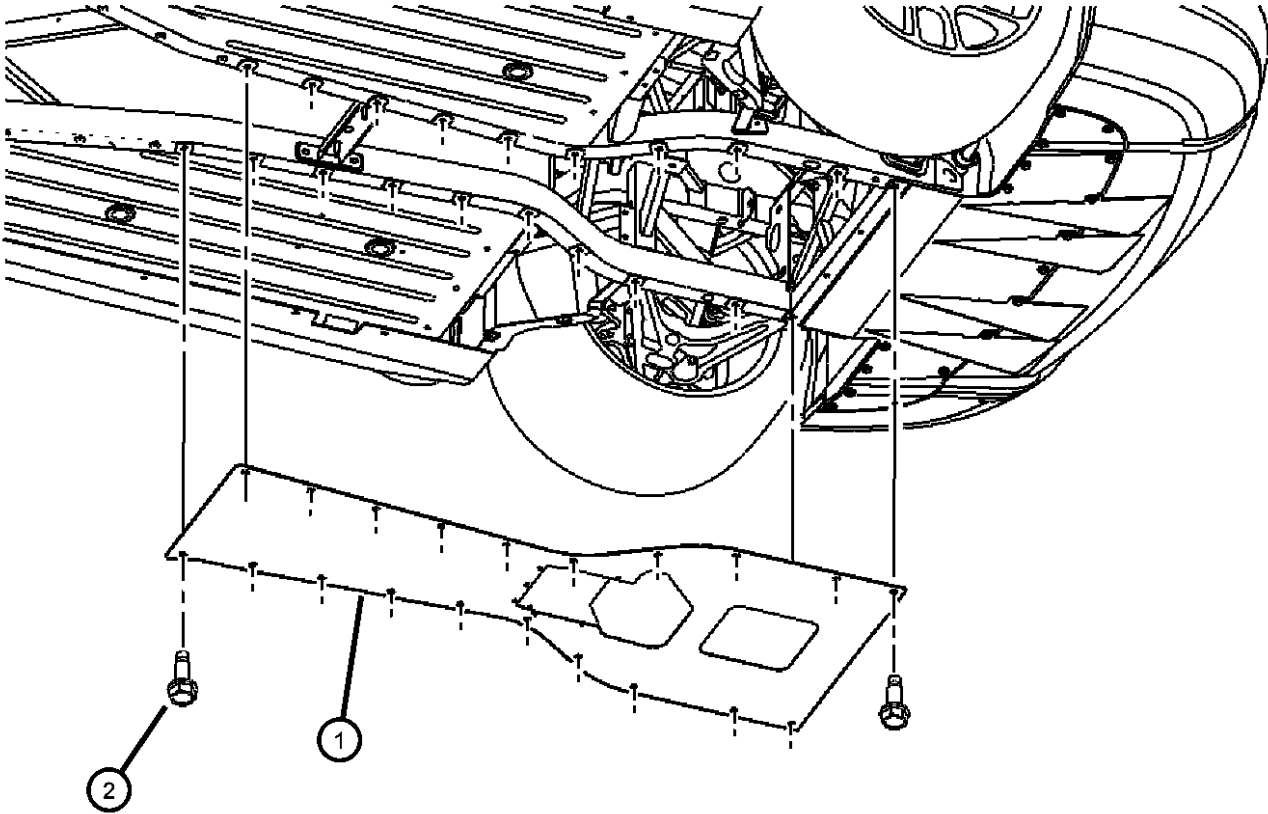


VIPER (ZB)				
SERIES	LINE	BODY	ENGINE	TRANSMISSION
S = SPORT	D = DODGE	27 = 2-DR CONVERTIBLE	EWC = 8.3L V10 SFI Engine	DEC = 6-Speed Manual Transmission
X = SPECIAL		29 = SPECIALTY COUPE		

AR = use ase required - = Non illustrated part

Skid Plate  
Figure T56-330

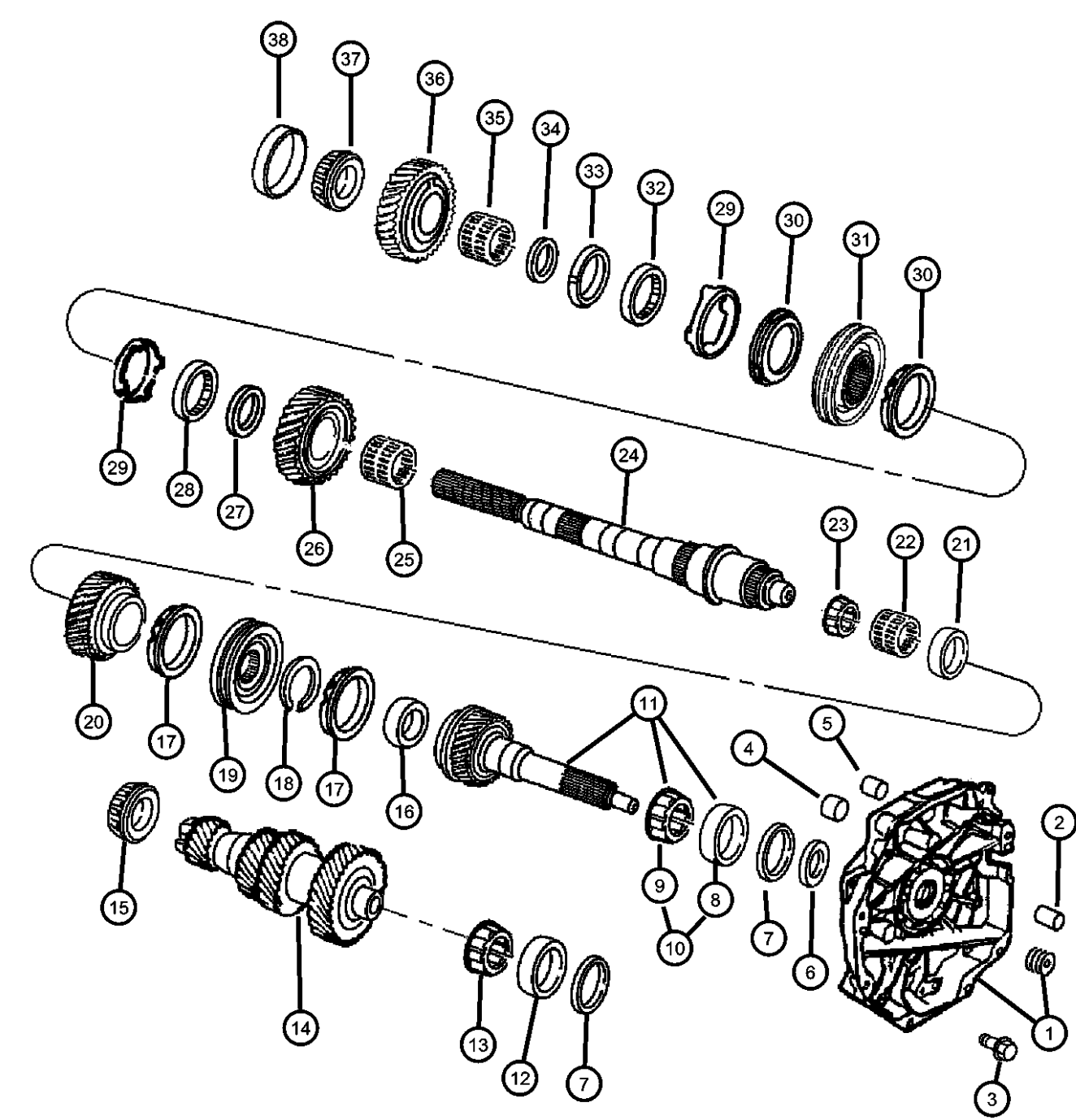
ITEM	PART NUMBER	QTY	LINE	SERIES	BODY	ENGINE	TRANS	TRIM	DESCRIPTION
1	05290078AE	1							BELLY PAN, Rear
2	06505070AA	20							SCREW, Pan Head



VIPER (ZB)				
SERIES	LINE	BODY	ENGINE	TRANSMISSION
S = SPORT	D = DODGE	27 = 2-DR CONVERTIBLE	EWC = 8.3L V10 SFI Engine	DEC = 6-Speed Manual Transmission
X = SPECIAL		29 = SPECIALTY COUPE		

Input Shaft, Mainshaft & Countershaft  
Figure T56-410

ITEM	PART NUMBER	QTY	LINE	SERIES	BODY	ENGINE	TRANS	TRIM	DESCRIPTION
------	-------------	-----	------	--------	------	--------	-------	------	-------------



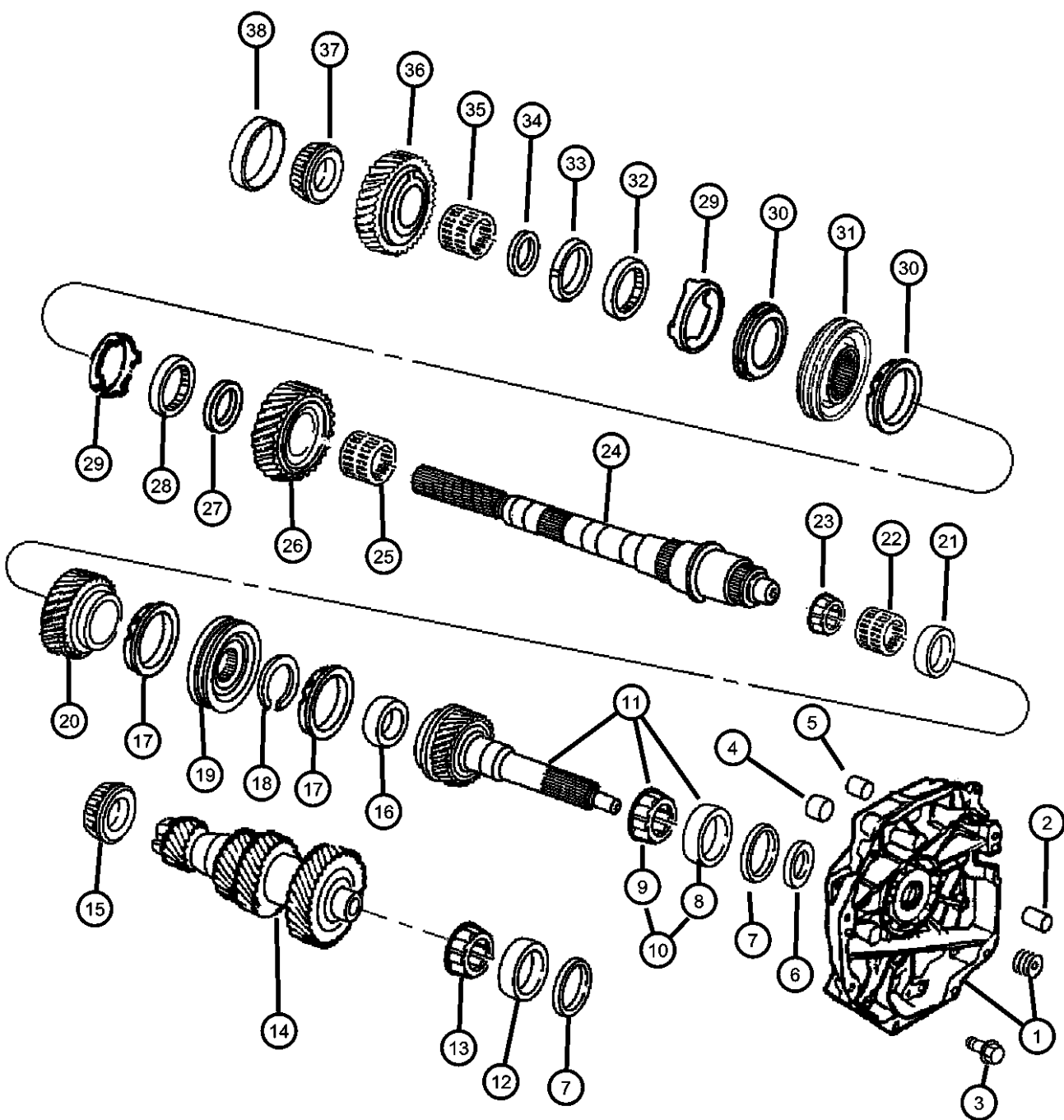
NOTE:  
Shim Kit Contains All The Shims Required For Complete Transmission Repair.  
Sales Codes:  
[DEC]=6 Speed Manual Transmission

1	05093265AA	1					DEC		ADAPTER, Transmission
2	04626514	2					DEC		DOWEL, Transmission Case
3	04626520	6					DEC		BOLT, Transmission Case
4	04626512	1					DEC		BUSHING, Shift Rail
5	04626513	2					DEC		DOWEL, Transmission Case
6	04626515	1					DEC		SEAL, Input Shaft
7	05018856AA	1					DEC		SHIM KIT, Transmission
8	04626490	1					DEC		BEARING, Cup
9	04626510	1					DEC		CONE, Input Shaft
10	04626737	1					DEC		BEARING PACKAGE, Input Shaft
11	05139854AA	1					DEC		INPUT SHAFT, Transmission
12	04626519	1					DEC		CUP
13	04626465	1					DEC		BEARING
14	05139853AA	1					DEC		COUNTERSHAFT
15	04626466	1					DEC		BEARING
16	04626517	1					DEC		CUP
17	04626476	2					DEC		STOP RING, Synchronizer
18	04626487	1					DEC		SNAP RING
19	05166039AA	1					DEC		SYNCHRONIZER, Third and Fourth
20	04626471	1					DEC		GEAR, Third
21	05093261AA	1					DEC		SPACER, Third Gear
22	04626469	2					DEC		NEEDLE BEARING
23	04626563	1					DEC		BEARING
24	04626467	1					DEC		MAINSHAFT, Transmission
25	04626469	2					DEC		NEEDLE BEARING
26	05143240AA	1					DEC		GEAR, Second
27	04626486	2					DEC		THRUST WASHER, First And Second Gear
28	04626484	2					DEC		CONE, Inner
29	05093262AA	2					DEC		FRICTION CONE, Second Gear Inner
30	04626483	2					DEC		RING, 1st and 2nd Speed Blocker
31	05018860AA	1					DEC		SYNCHRONIZER, First and Second
32	04626484	2					DEC		CONE, Inner

VIPER (ZB)									
SERIES	LINE		BODY		ENGINE		TRANSMISSION		
S = SPORT	D = DODGE		27 = 2-DR CONVERTIBLE		EWC = 8.3L V10 SFI Engine		DEC = 6-Speed Manual Transmission		
X = SPECIAL			29 = SPECIALTY COUPE						

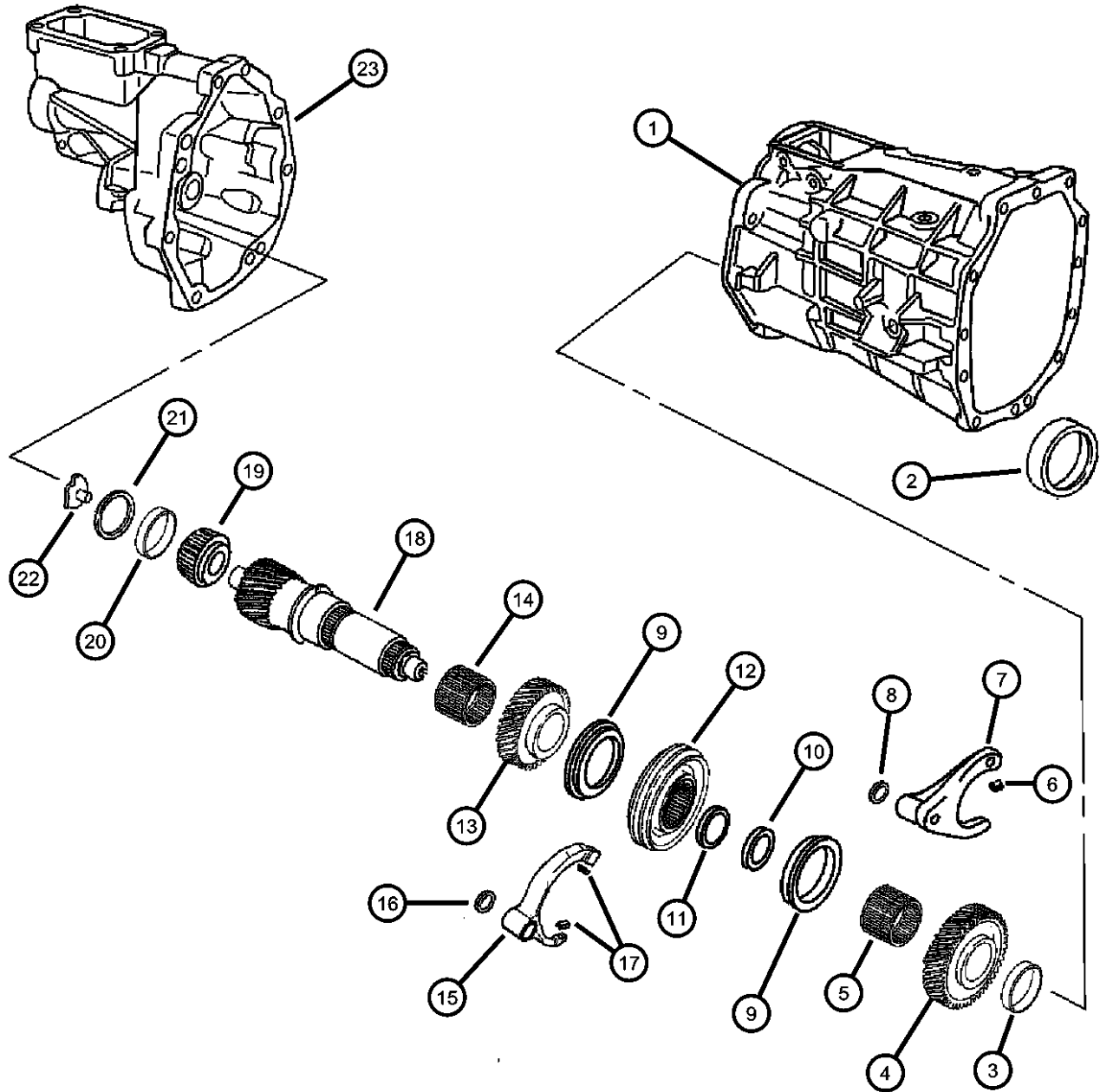
Input Shaft, Mainshaft & Countershaft  
Figure T56-410

ITEM	PART NUMBER	QTY	LINE	SERIES	BODY	ENGINE	TRANS	TRIM	DESCRIPTION
33	04626486	2					DEC		THRUST WASHER, First And Second Gear
34	04626536	3					DEC		SNAP RING
35	04626488	1					DEC		NEEDLE BEARING, First Gear
36	04626489	1					DEC		GEAR, First
37	04626490	1					DEC		BEARING
38	04626463	1					DEC		CUP



VIPER (ZB)					
SERIES	LINE	BODY	ENGINE	TRANSMISSION	
S = SPORT	D = DODGE	27 = 2-DR CONVERTIBLE	EWC = 8.3L V10 SFI Engine	DEC = 6-Speed Manual Transmission	
X = SPECIAL		29 = SPECIALTY COUPE			

Countershaft Extension  
Figure T56-420



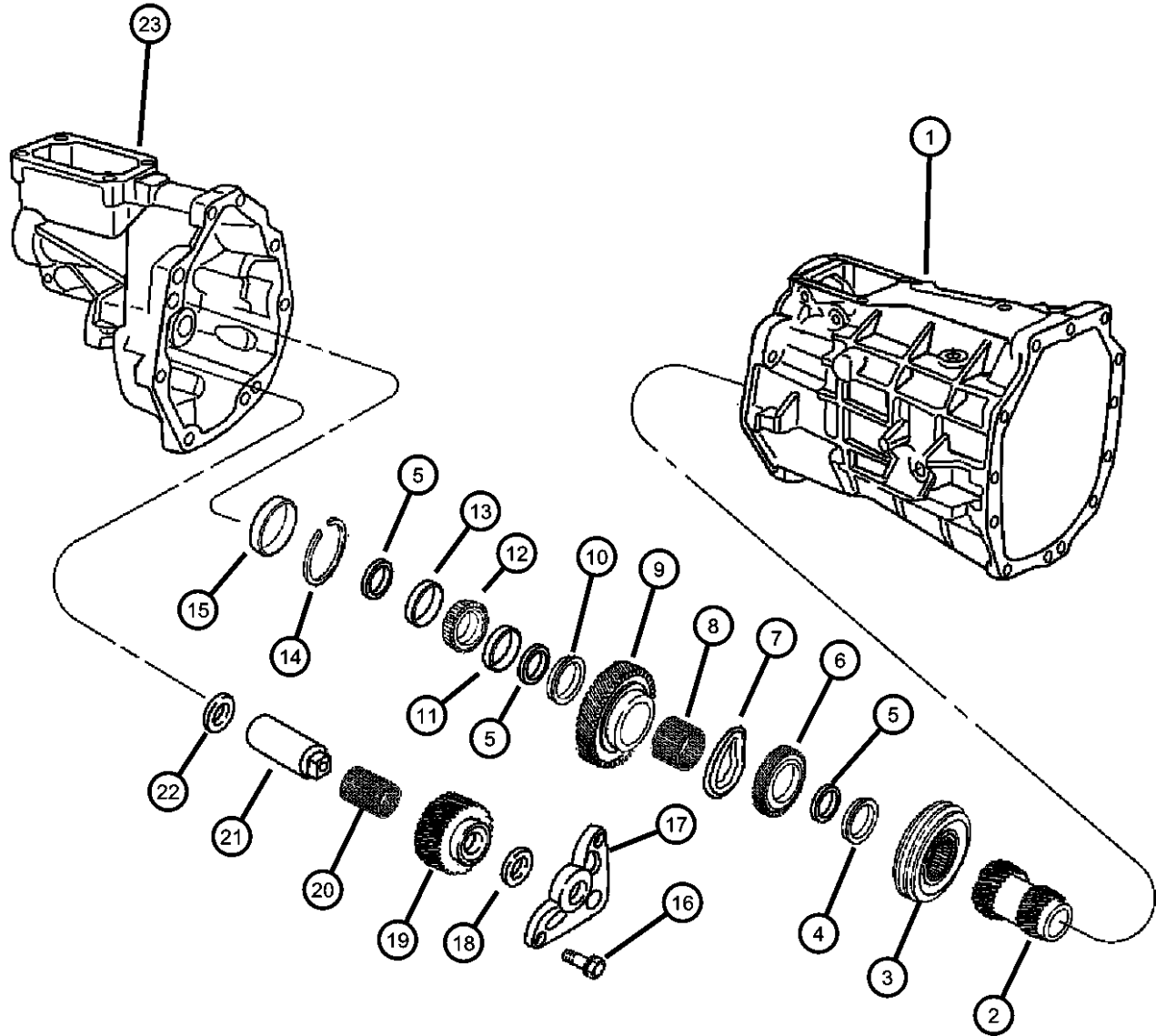
ITEM	PART NUMBER	QTY	LINE	SERIES	BODY	ENGINE	TRANS	TRIM	DESCRIPTION
------	-------------	-----	------	--------	------	--------	-------	------	-------------

NOTE: Shim Kit Contains All The Shims Required For Complete Transmission Repair Internal Parts For Synchronizers Are Not Serviced. Sales Codes: [DEC]=6 Speed Manual Transmission									
1	04626463	1							CASE, Transmission, See Illustration 210, (NOT SERVICED)
2	04626462	1					DEC		CUP
3	04626541	1					DEC		THRUST WASHER, Sixth Gear
4	05093272AA	1					DEC		GEAR, Sixth
5	04626538	1					DEC		BEARING, Sixth Gear
6	04626496	2					DEC		PAD, Shift Fork
7	04626553	1					DEC		FORK, Transmission
8	04626561	1					DEC		SNAP RING, Shift Fork
9	04626535	2					DEC		STOP RING, Synchronizer
10	04626537	1					DEC		SPACER, Sixth Gear
11	04626536	3					DEC		SNAP RING
12	05018863AA	1					DEC		SYNCHRONIZER, Fifth and Sixth
13	05093273AA	1					DEC		GEAR, Fifth
14	04626530	1					DEC		NEEDLE BEARING, Fifth Gear
15	04626540	1					DEC		FORK, Fifth Shift
16	04626542	1					DEC		SNAP RING, Shift Fork
17	04626496	2					DEC		PAD, Shift Fork
18	04626529	1					DEC		COUNTERSHAFT, Extension
19	04626468	1					DEC		BEARING
20	04626544	1					DEC		CUP
21	05018856AA	1					DEC		SHIM KIT, Transmission
22	04626545	1					DEC		FUNNEL, Counter Shaft
23	04626545	1							EXTENSION, Transmission, See Illustration 210, (NOT SERVICED)

VIPER (ZB)									
SERIES	LINE			BODY		ENGINE		TRANSMISSION	
S = SPORT	D = DODGE			27 = 2-DR CONVERTIBLE		EWC = 8.3L V10 SFI Engine		DEC = 6-Speed Manual Transmission	
X = SPECIAL				29 = SPECIALTY COUPE					



Reverse Idler & Driven Gears  
Figure T56-430



ITEM	PART NUMBER	QTY	LINE	SERIES	BODY	ENGINE	TRANS	TRIM	DESCRIPTION
NOTE: Internal Parts For Synchronizers Are Not Serviced. Sales Codes: [DEC]=6 Speed Manual Transmission									
1	04626545	1							CASE, Transmission, See Illustrstion 210, (NOT SERVICED)
2	04626552	1					DEC		GEAR, Fifth
3	05018865AA	1					DEC		SYNCHRONIZER, Reverse
4	04626555	1					DEC		WASHER, Reverse Thrust
5	04626536	3					DEC		SNAP RING
6	04626557	1					DEC		RING, Reverse Blocker
7	04626556	1					DEC		WASHER, Reverse Wave
8	04626558	1					DEC		NEEDLE BEARING, Reverse Gear
9	04626559	1					DEC		GEAR, Reverse
10	04626560	1					DEC		WASHER, Reverse Thrust
11	04626562	2					DEC		WASHER, Mainshaft
12	04626563	1					DEC		BEARING
13	04626562	2					DEC		WASHER, Mainshaft
14	04626564	1					DEC		SNAP RING, Mainshaft
15	04626463	1					DEC		CUP
16	04626527	3					DEC		BOLT
17	04626551	1					DEC		BRACKET, Reverse Idler Shaft
18	05093289AA	1					DEC		SNAP RING
19	04626548	1					DEC		GEAR, Reverse Idler
20	04626549	1					DEC		BEARING CONE, Idler Gear
21	04626547	1					DEC		IDLER SHAFT, Transmission
22	04626555	1					DEC		WASHER, Reverse Thrust
23	04626555	1							EXTENSION, Transmission, See Illustration 210, (NOT SERVICED)

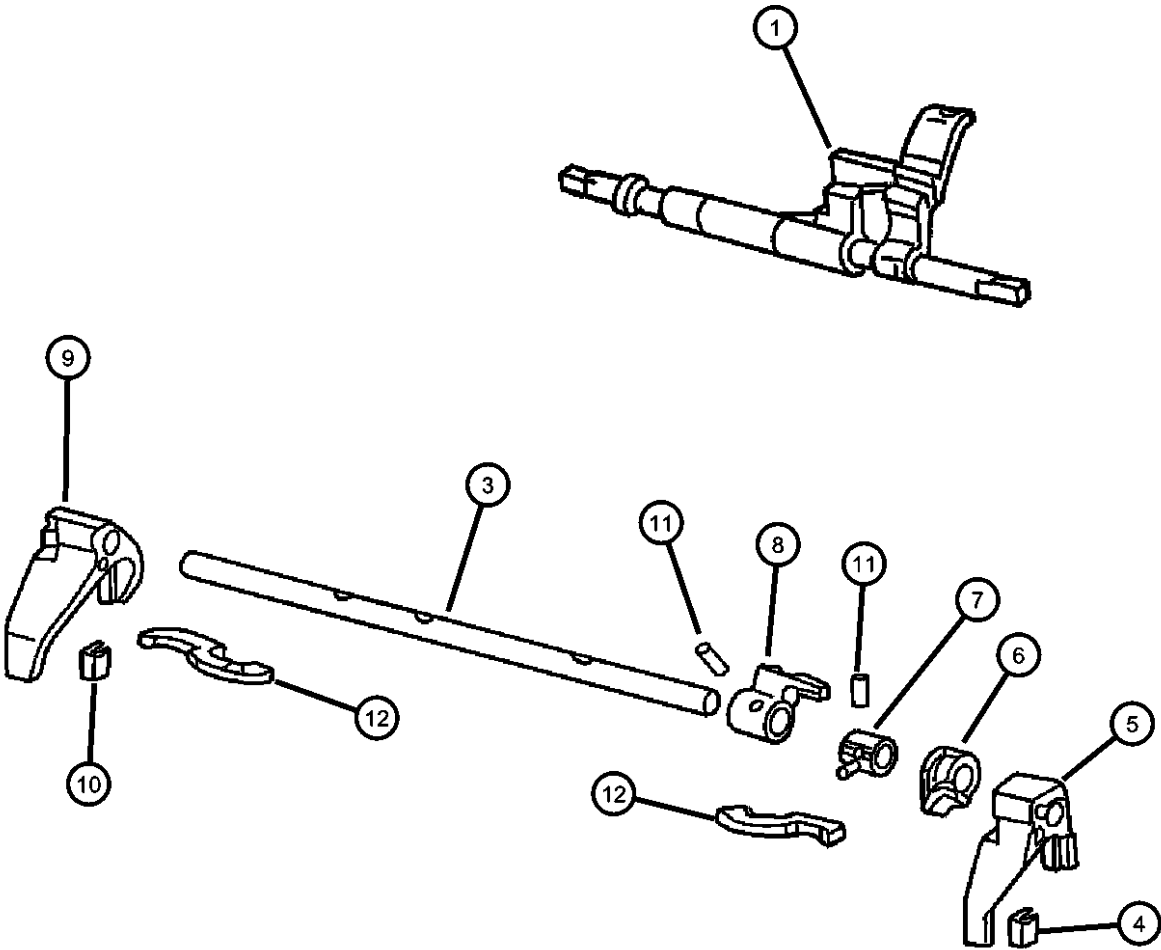
VIPER (ZB)					
SERIES	LINE	BODY	ENGINE	TRANSMISSION	
S = SPORT	D = DODGE	27 = 2-DR CONVERTIBLE	EWC = 8.3L V10 SFI Engine	DEC = 6-Speed Manual Transmission	
X = SPECIAL		29 = SPECIALTY COUPE			

Shift Forks & Rails  
Figure T56-910

ITEM	PART NUMBER	QTY	LINE	SERIES	BODY	ENGINE	TRANS	TRIM	DESCRIPTION
------	----------------	-----	------	--------	------	--------	-------	------	-------------

NOTE:  
No Service Parts For 5/6 & Reverse Shift Rail  
Sales Codes:  
[DEC]=6 Speed Manual Transmission

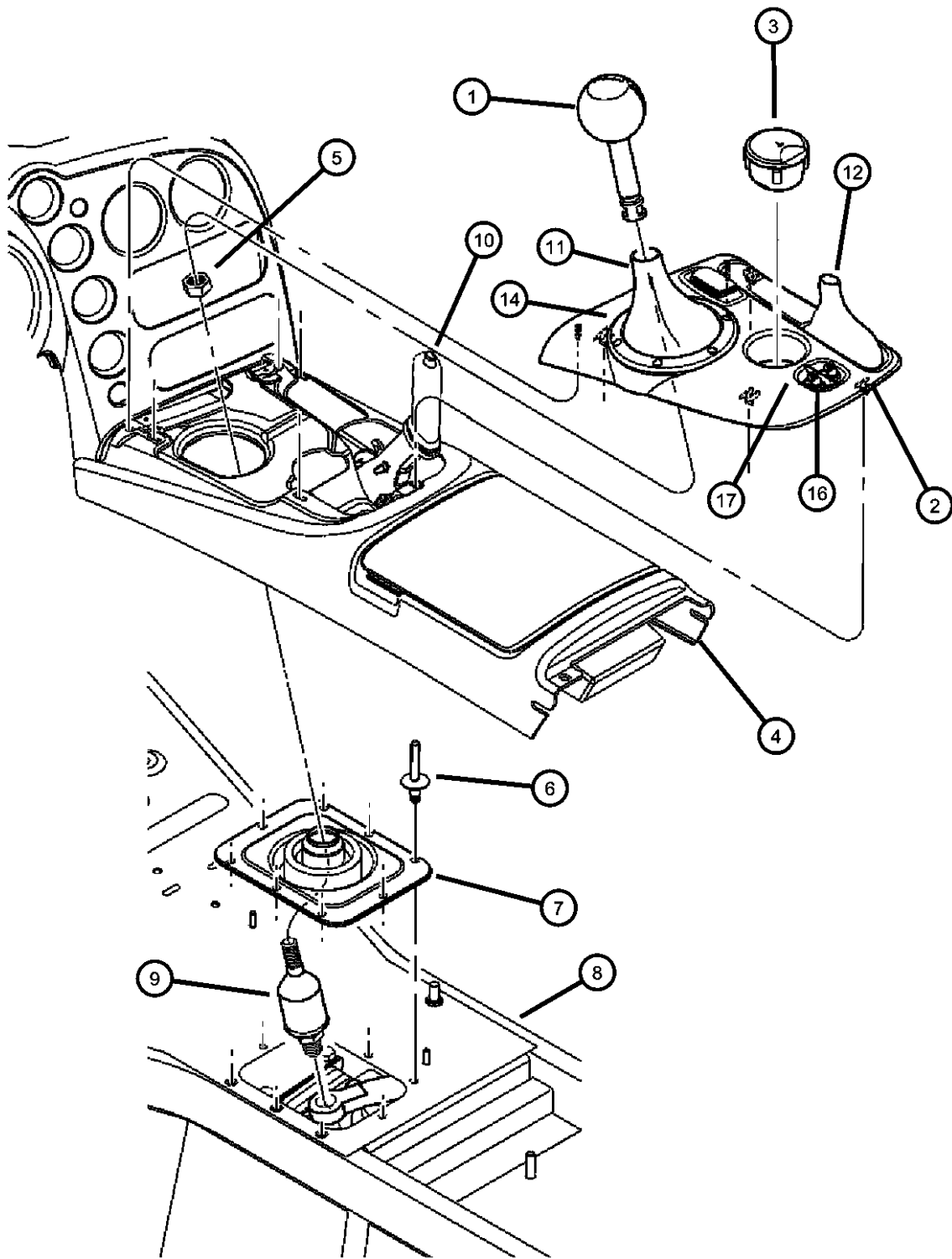
1	05018861AA	1					DEC		RAIL, Reverse Shift
-2	04626496	2					DEC		PAD, Shift Fork
3	04626498	1					DEC		RAIL, Top
4	04626502	2					DEC		PAD, Shift Fork
5	05018862AA	1					DEC		FORK, Third and Fourth
6	04626507	1					DEC		PLATE, Interlock
7	04626506	1					DEC		ARM, Gearshift Selector
8	05093271AA	1					DEC		LEVER, Offset
9	04626505	1					DEC		FORK, First and Second
10	04626502	2					DEC		PAD, Shift Fork
11	04626493	1					DEC		PIN, Roll
12	04626503	1					DEC		LINK, Shift
-13	04886342AA	1					DEC		CLIP
-14	04626587	1					DEC		O RING, Reverse Inhibitor, Manual Transmission
-15	04626586	1					DEC		SNAP RING, Reverse Inhibitor



VIPER (ZB)					
SERIES	LINE	BODY	ENGINE	TRANSMISSION	
S = SPORT	D = DODGE	27 = 2-DR CONVERTIBLE	EWC = 8.3L V10 SFI Engine	DEC = 6-Speed Manual Transmission	
X = SPECIAL		29 = SPECIALTY COUPE			

AR = use ase required - = Non illustrated part

Gearshift Control  
Figure T56-1210



ITEM	PART NUMBER	QTY	LINE	SERIES	BODY	ENGINE	TRANS	TRIM	DESCRIPTION
1	0SG081X9AA	1							KNOB, Gearshift, With [X9] Order Code
2	0XP181X9AA	1							BEZEL, Console Shifter
3	05029529AA	1							ASH RECEIVER, Floor Console
4	05029529AA	1							CONSOLE, Center, See Console Group, (NOT SERVICED)
5	00124934	1							NUT, Hex Jam, .50-20
6	00124934	1							RIVET, [.250X.367], (NOT SERVICED)
7	05037319AA	1							BOOT, Gearshift
8	05037319AA	1							FRAME, Chassis, See Chassis Group, (NOT SERVICED)
9	04709410	1							ISOLATOR, Shift Lever
10	04709410	1							HANDLE, Parking Brake, See Brake Group, (NOT SERVICED)
11									BOOT, Gearshift
	05037319AA	1							Inner Dust Cover
	0XP191X9AA	1							
12	0XP201X9AA	1							BOOT, Parking Brake Lever
-13	05029097AD	1							BASE, Cigar Lighter
14	05093230AA	1							RING
-15	05093298AA	1							SCREW, Cap
16	04608633AD	2							SWITCH, Power Window
17	05093227AA	1							HOUSING, Switch

VIPER (ZB)					
SERIES	LINE	BODY	ENGINE	TRANSMISSION	
S = SPORT	D = DODGE	27 = 2-DR CONVERTIBLE	EWC = 8.3L V10 SFI Engine	DEC = 6-Speed Manual Transmission	
X = SPECIAL		29 = SPECIALTY COUPE			

AR = use ase required - = Non illustrated part

# Group - 22

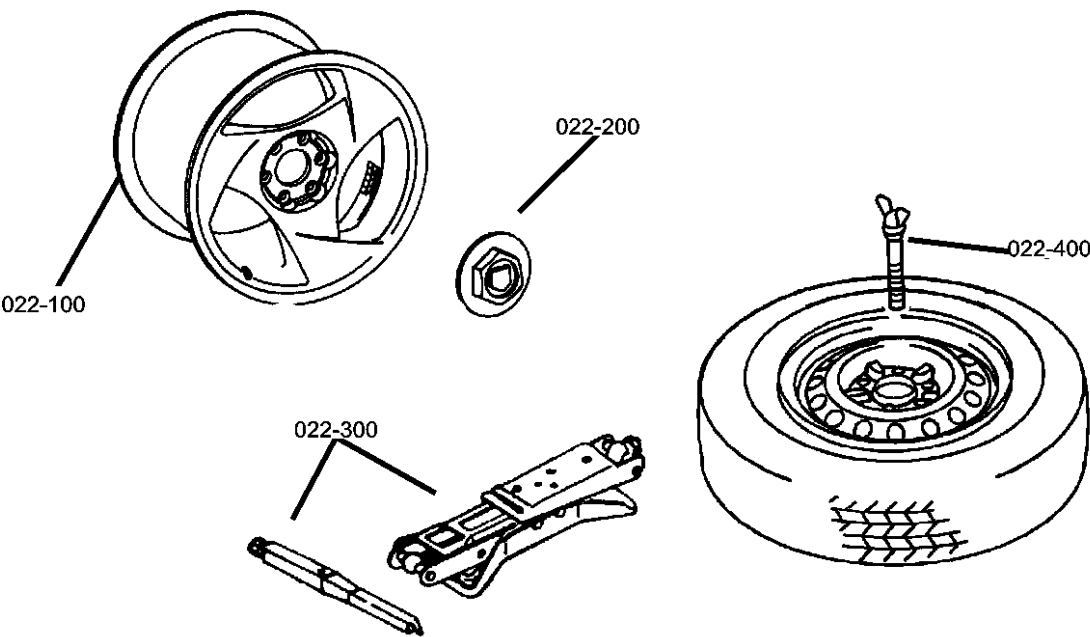
## Wheels, Covers and Jacks

### Group - 22 Wheels, Covers and Jacks

Illustration Title

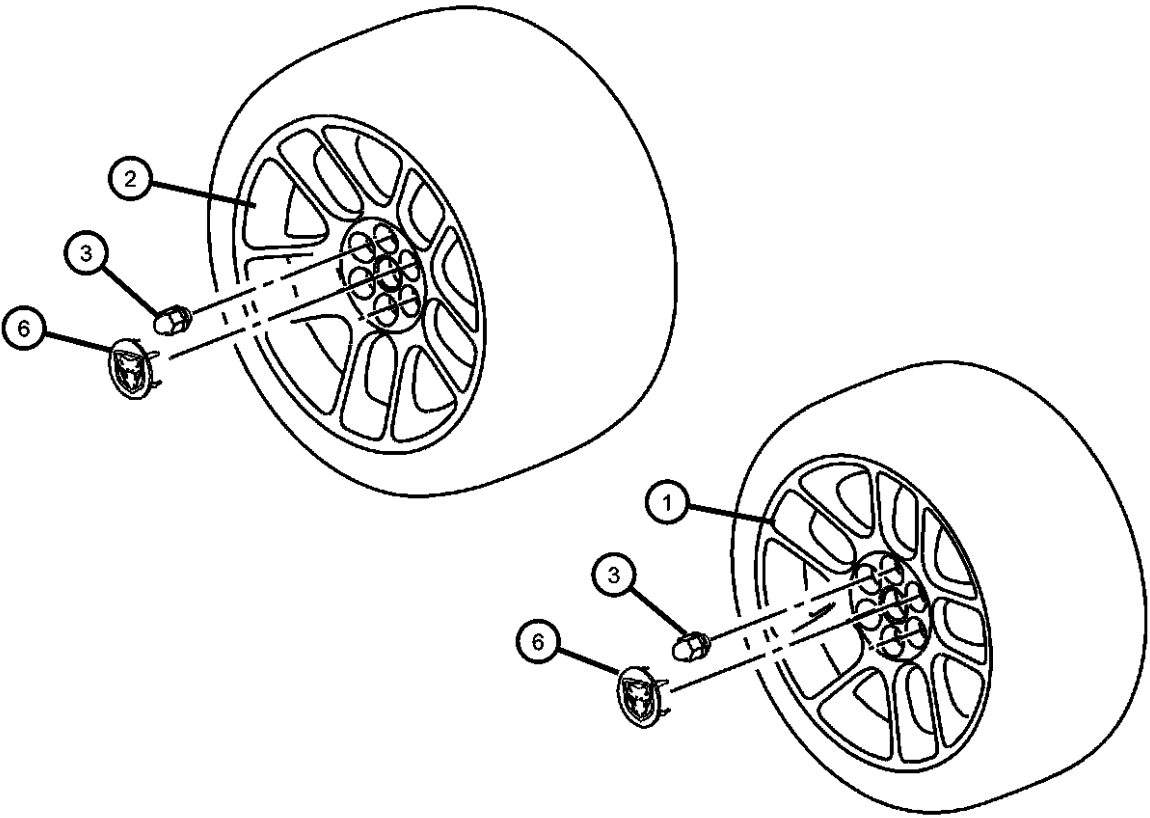
Group-Fig. No.

<b>Wheels and Hardware</b>	
Wheels And Hardware.....	Fig. 22 - 110
<b>Wheel Covers and Center Caps</b>	
Caps, Wheel.....	Fig. 22 - 210



<div>022-100</div> <div>Wheels and Hardware</div> <div></div>	<div>022-200</div> <div>Wheel Covers and Center Caps</div> <div></div>		
---------------------------------------------------------------	------------------------------------------------------------------------	--	--


Wheels And Hardware  
Figure 22-110



ITEM	PART NUMBER	QTY	LINE	SERIES	BODY	ENGINE	TRANS	TRIM	DESCRIPTION
1									WHEEL, Front
	05043004AA	1							[WP1]
	05290863AA	1							[WP7]
	05290866AA	1							[WP6]
	0TW85XZAAA	1							[WPH]
2									WHEEL, Rear
	05043005AA	1							[WP1]
	05290867AA	1							[WP7]
	05290868AA	1							[WP6]
	0TW89XZAAA	1							[WPH]
3	06036310AA	24							NUT, Wheel, .50x20, Chrome
-4									SENSOR, Tire Pressure, Valve stem
	52088990AC	1							[WPH]
		1							[WP1]
-5									NUT, Tire Pressure Sensor
	52088961AA	1							[WPH]
		1							[WP1]
6									CAP, Wheel Center
	0TW94XZAAA	4							[WPH]
		4							[WP1]
-7	05083124AA	1							CAP, Valve stem, [WPH]

VIPER (ZB)					
SERIES	LINE	BODY	ENGINE	TRANSMISSION	
S = SPORT	D = DODGE	27 = 2-DR CONVERTIBLE	EWC = 8.3L V10 SFI Engine	DEC = 6-Speed Manual Transmission	
X = SPECIAL		29 = SPECIALTY COUPE			

Caps, Wheel  
Figure 22-210



ITEM	PART NUMBER	QTY	LINE	SERIES	BODY	ENGINE	TRANS	TRIM	DESCRIPTION
------	----------------	-----	------	--------	------	--------	-------	------	-------------

NOTE: Sales Codes:  
[WPS] = 18X10.0 19X13.0 ALUMINUM WHEELS

1									CAP, Wheel Center
	0TW94XZAAA	4							[WPH]
		4							[WP1]

VIPER (ZB)								
SERIES	LINE			BODY	ENGINE		TRANSMISSION	
S = SPORT	D = DODGE			27 = 2-DR CONVERTIBLE	EWC = 8.3L V10 SFI Engine		DEC = 6-Speed Manual Transmission	
X = SPECIAL				29 = SPECIALTY COUPE				

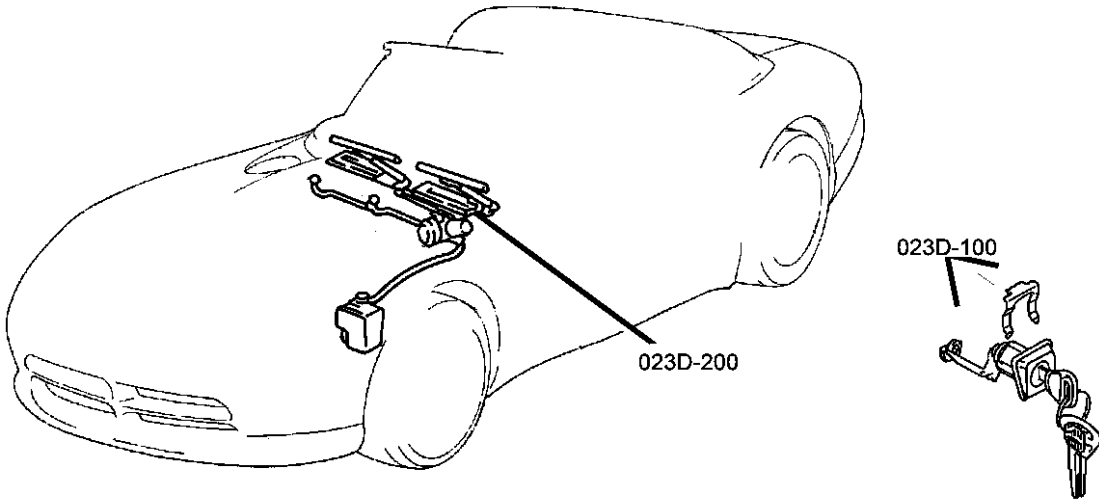
AR = use ase required - = Non illustrated part

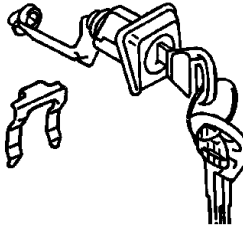
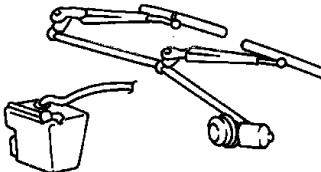
# Group - 23D

## Wiper/Lock Cylinder and Keys

### Group - 23D Wiper/Lock Cylinder and Keys

Illustration Title	Group-Fig. No.
<b>Lock Cylinders and Keys</b>	
Lock Cylinders and Keys .....	Fig. 23D - 110
<b>Windshield Wiper and Washer Systems</b>	
Windshield Wiper and Washer .....	Fig. 23D - 210



<b>23D-100</b> Lock Cylinders and Keys 	<b>23D-200</b> Windshield Wiper and Washer Systems 		
---------------------------------------------------------------------------------------------------------------------------------	-------------------------------------------------------------------------------------------------------------------------------------------------	--	--

Lock Cylinders and Keys  
Figure 23D-110

ITEM	PART NUMBER	QTY	LINE	SERIES	BODY	ENGINE	TRANS	TRIM	DESCRIPTION
------	-------------	-----	------	--------	------	--------	-------	------	-------------

NOTE: All Lock Cylinders are Uncoded

1	05102103AA	1							KEY, Blank, Viper Logo
2	05083915AB	1							CYLINDER, Ignition Lock
3	05010879AB	1							TUMBLER, Ignition Number 1, Sidebar
4	05010880AB	1							TUMBLER, Ignition Number 2, Sidebar
5	05010881AB	1							TUMBLER, Ignition Number 3, Sidebar
6	05010882AB	1							TUMBLER, Ignition Number 4, Sidebar
7	05010883AB	1							SPRING, Ignition Tumbler, Sidebar
8	04778147	1							CYLINDER, Deck Lid Lock
-9	05086729AA	1							CYLINDER, Door Lock
10	04778117AB	1							TUMBLER, Door and Deck Number 1, Wide
11	04778118AB	1							TUMBLER, Door and Deck Number 2, Wide
12	04778119AB	1							TUMBLER, Door and Deck Number 3, Wide
13	04778120AB	1							TUMBLER, Door and Deck Number 4, Wide
14	04778121	1							SPRING, Door and Deck Tumbler
15	04778448	1							CYLINDER, Glove Box Lock
16	05257132AB	1							TUMBLER, Ignition Number 1
17	05257133AB	1							TUMBLER, Ignition Number 2
18	05257134AB	1							TUMBLER, Ignition Number 3
19	05257135AB	1							TUMBLER, Ignition Number 4
20	04746873	1							SPRING, Lock Cylinder Tumbler
21	04054202	1							NUT, Cylinder Lock
22	04378799	1							CAP, Lock Cylinder, Large Black
23	04778149	1							CAP, Door Lock Cylinder, Bright
24	03695321	1							GASKET, Lock Cylinder
25	05086733AA	1							CLIP, Latch
26									MODULE, Keyless Entry Receiver
	04686669AC	1							
	04686798AC	4							
27									TRANSMITTER, Keyless Entry
	04602260AD	2							
	04602261AB	8							
28	05019605AA	1							SHUTTER, Lock Cylinder

VIPER (ZB)				
SERIES	LINE	BODY	ENGINE	TRANSMISSION
S = SPORT	D = DODGE	27 = 2-DR CONVERTIBLE	EWC = 8.3L V10 SFI Engine	DEC = 6-Speed Manual Transmission
X = SPECIAL		29 = SPECIALTY COUPE		

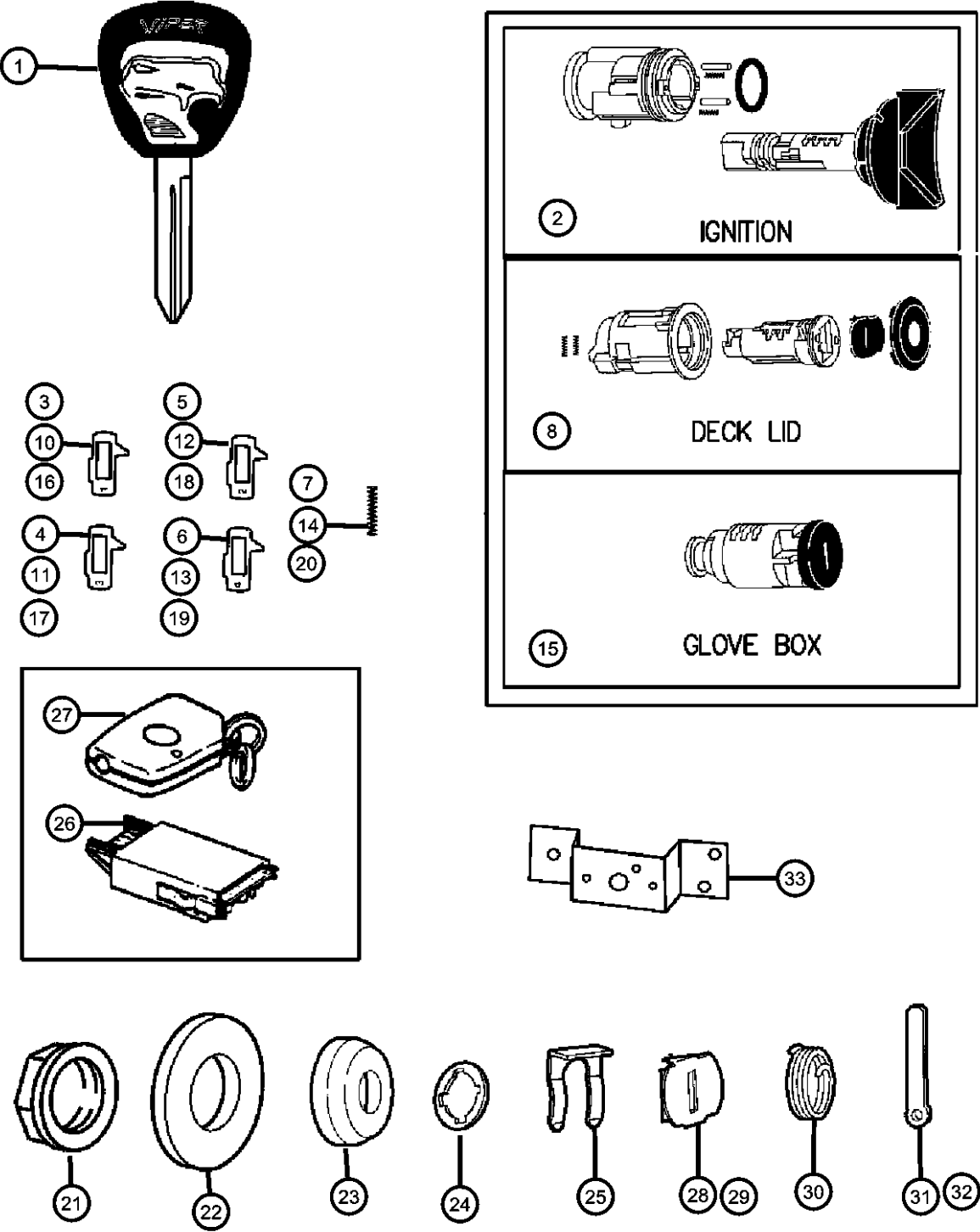
AR = use ase required - = Non illustrated part



Lock Cylinders and Keys  
Figure 23D-110

ITEM	PART NUMBER	QTY	LINE	SERIES	BODY	ENGINE	TRANS	TRIM	DESCRIPTION
------	----------------	-----	------	--------	------	--------	-------	------	-------------

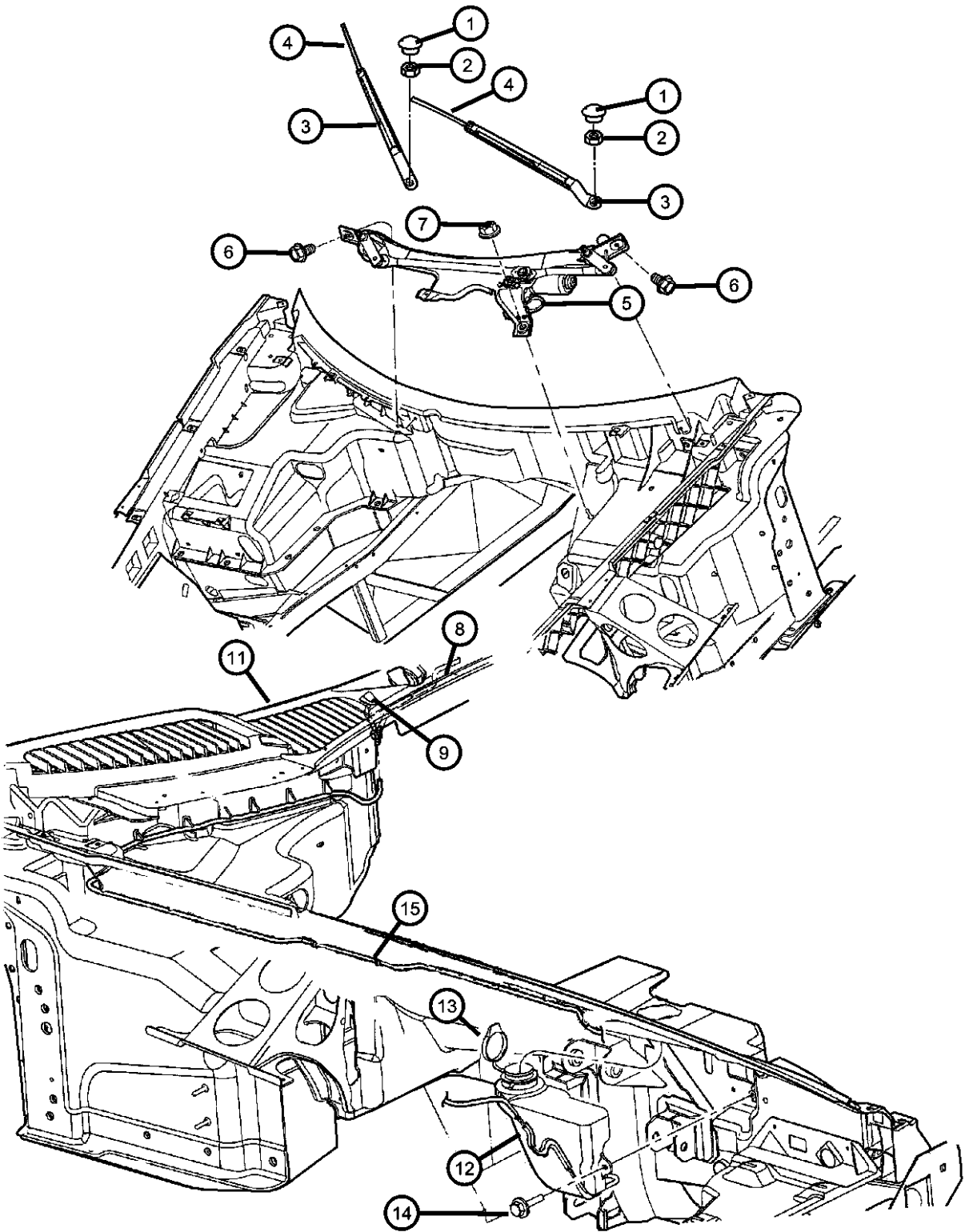
29	05080900AA	1							SHUTTER, Lock Cylinder
30	04378793	1							SPRING, Cylinder Return
31	04723494	1							LEVER, Deck Lid Lock Cylinder
32	05086732AA	1							LEVER
33	04865876AA	1			27				BRACKET, Key Cylinder



VIPER (ZB)									
SERIES	LINE				BODY	ENGINE		TRANSMISSION	
S = SPORT	D = DODGE				27 = 2-DR CONVERTIBLE	EWC = 8.3L V10 SFI Engine		DEC = 6-Speed Manual Transmission	
X = SPECIAL					29 = SPECIALTY COUPE				

AR = use ase required - = Non illustrated part

Windshield Wiper and Washer  
Figure 23D-210



ITEM	PART NUMBER	QTY	LINE	SERIES	BODY	ENGINE	TRANS	TRIM	DESCRIPTION
1	04389440	2							CAP, Wiper Arm Nut
2	06104716AA	2							NUT
3									ARM, Wiper
	04865504AE	1							Right
	04865505AE	1							Left
4									BLADE, Wiper
	04865506AB	1							Right
	04865507AB	1							Left
5	04865509AD	1							MODULE, Wiper
6	06503992	2							SCREW AND WASHER, Hex Head, M6x1x30
7	06503664	1							NUT AND WASHER, Hex Nut-Coned Washer, M6 x 1.00
8	04865497AA	1							HOSE, Windshield Washer
9	55077551AA	2							NOZZLE, Washer, Windshield
-10									NOZZLE, Washer, Headlamp
	05029746AA	1							Right
	05029747AA	2							Left
11									SCREEN, Cowl Top
	0UC23RXFAC	1	D		27, 29				Left
	0UC22RXFAC	1	D		27, 29				Right
12	05030212AA	1							RESERVOIR, Washer
13	04630249	1							CAP, Washer Reservoir
14	06102050AA	1							SCREW, Hex Flange Head, M6.3 x 1.81 x 15.00
15	HWV00532AB	8							HOSE 1FT, Windshield Washer, 5/32"
-16	05103452AA	1							PUMP, Washer, Windshield
-17	05011809AA	1							GROMMET, Windshield Washer Pump
-18	05170034AA	1							GROMMET, Washer Pump
-19	05170029AA	1							BRACKET, Lower, Reservoir Mtg
-20	05030215AA	2							HOSE, Windshield Washer, Washer Nozzle, Headlamp
-21	05170036AA	1							PUMP, Washer, Headlamp

VIPER (ZB)								
SERIES	LINE		BODY		ENGINE		TRANSMISSION	
S = SPORT	D = DODGE		27 = 2-DR CONVERTIBLE		EWC = 8.3L V10 SFI Engine		DEC = 6-Speed Manual Transmission	
X = SPECIAL			29 = SPECIALTY COUPE					

AR = use ase required - = Non illustrated part

# Group - 24

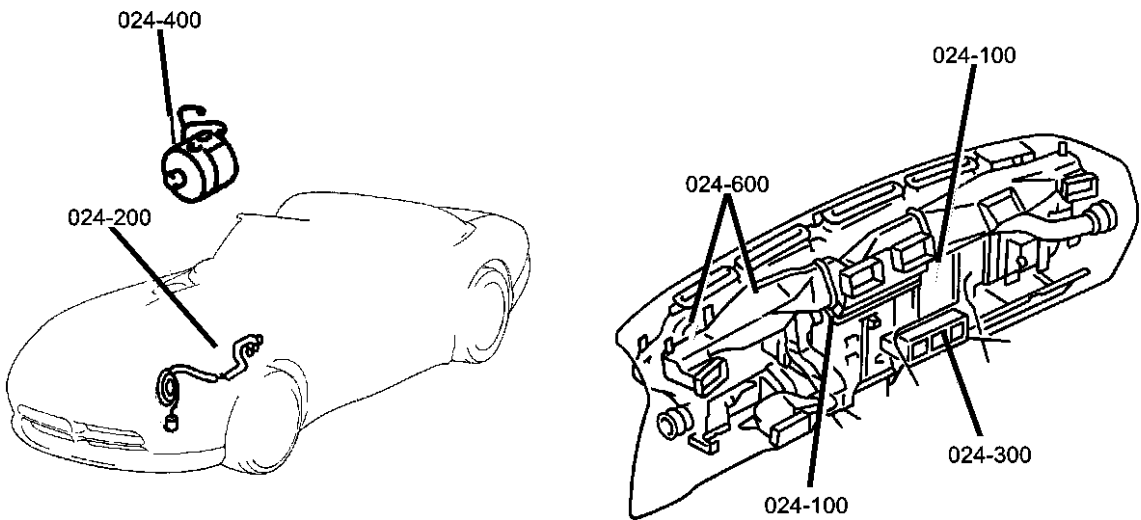
## Air Conditioning & Heater



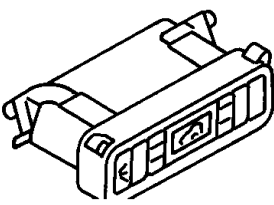
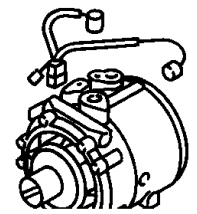
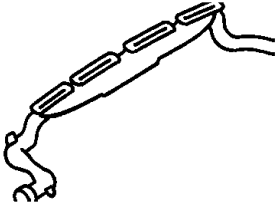
### Group - 24 Air Conditioning & Heater

Illustration Title

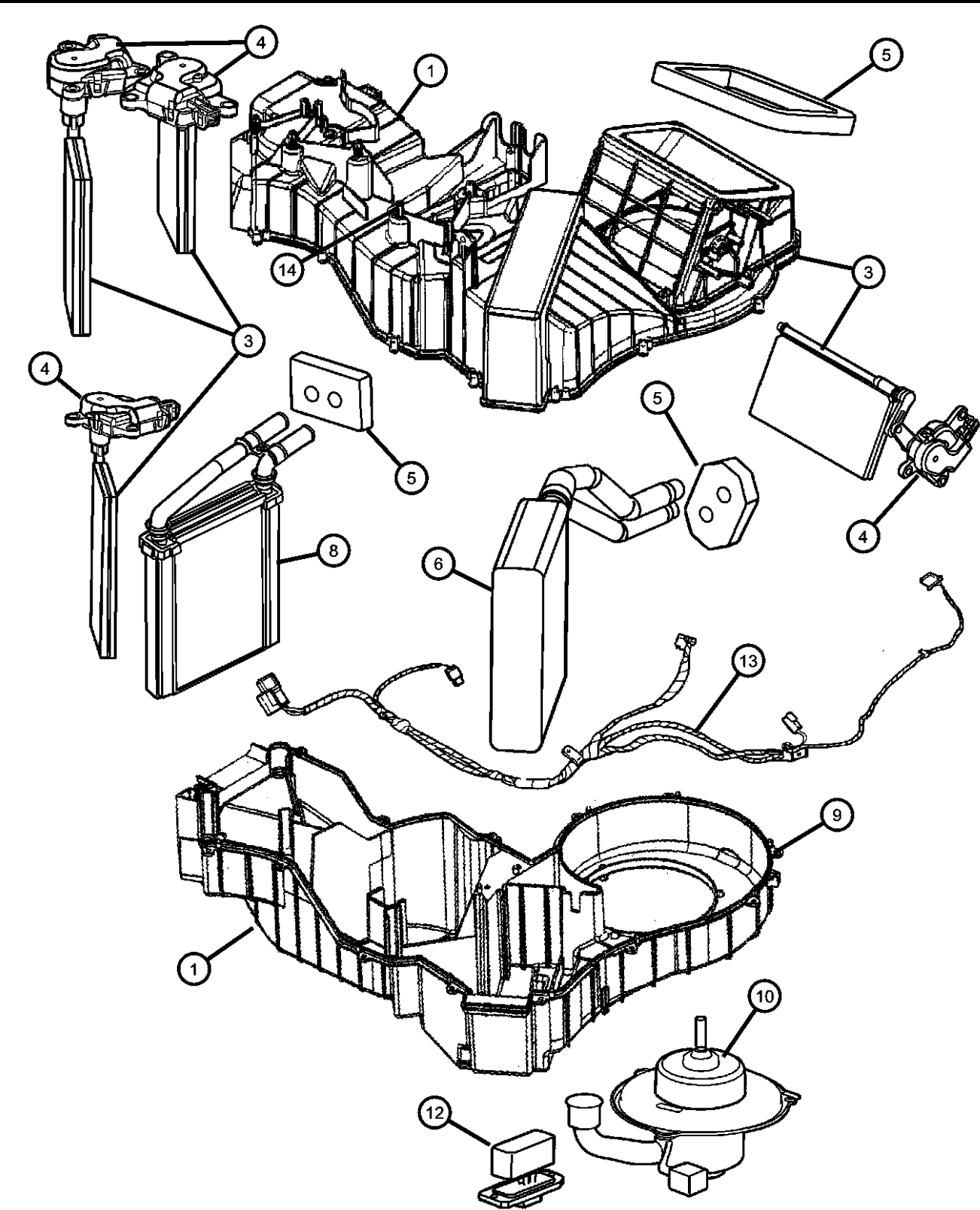
Group-Fig. No.

<b>Air Conditioner and Heater Units</b>	
HVAC Unit .....	Fig. 24 - 120
<b>Air Conditioner and Heater Plumbing</b>	
Heater Plumbing .....	Fig. 24 - 210
Plumbing, A/C Unit.....	Fig. 24 - 220
<b>Air Conditioner and Heater Controls</b>	
Control Assembly .....	Fig. 24 - 310
<b>Air Conditioning Compressor</b>	
Compressor, A/C .....	Fig. 24 - 410
<b>Air Ducts and Outlets</b>	
Vents and Outlets .....	Fig. 24 - 610



<b>024-100</b> Air Conditioner and Heater Units 	<b>024-200</b> Air Conditioner and Heater Plumbing 	<b>024-300</b> Air Conditioner and Heater Controls 	<b>024-400</b> Air Conditioning Compressor 
<b>024-600</b> Air Ducts and Outlets 			

HVAC Unit  
Figure 24-120

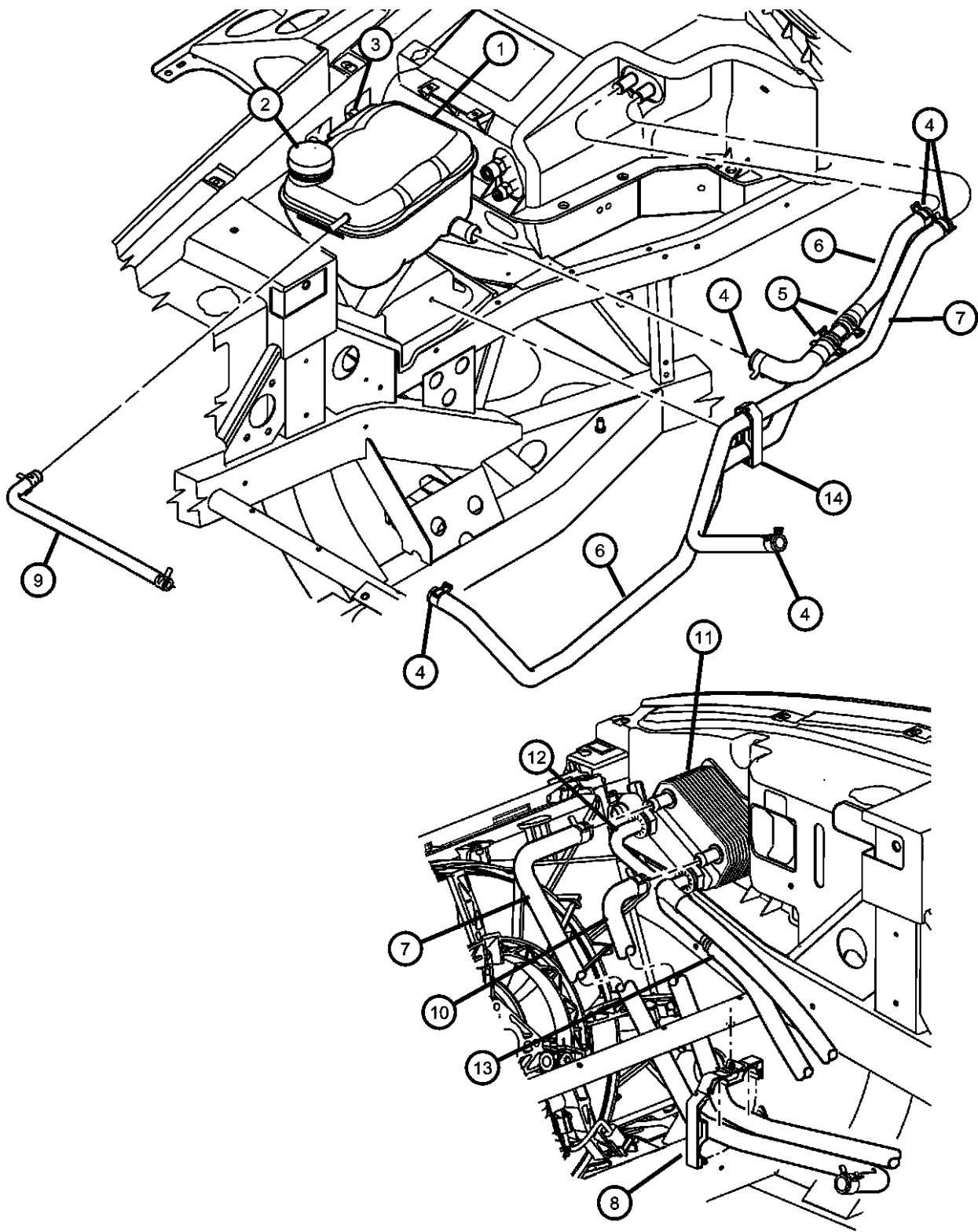


ITEM	PART NUMBER	QTY	LINE	SERIES	BODY	ENGINE	TRANS	TRIM	DESCRIPTION
1	05093237AB	1							HOUSING, A/C And Heater
-2	05096978AA	3							NUT, Hex, M6
3	05093244AA	1							HOUSING, Air Inlet
4	04885206AB	1							ACTUATOR, A/C and Heater
5	05093245AA	1							SEAL KIT, A/C And Heater Unit
6	05093246AA	1							EVAPORATOR, Air Conditioning
-7	05104821AA	1							DRAIN KIT, A/C and Heater
8	05093247AA	1							CORE, Heater
9	04720533	1							SCREW, Heater Housing
10	05093248AB	1							MOTOR, Blower with Wheel
-11	02837680	1							CLAMP, Blower Motor Wheel
12	05014212AA	1							RESISTOR, Blower Motor
13	05030504AA	1							WIRING, A/C and HEATER
14	06504909AA	1							STUD

VIPER (ZB)				
SERIES	LINE	BODY	ENGINE	TRANSMISSION
S = SPORT	D = DODGE	27 = 2-DR CONVERTIBLE	EWC = 8.3L V10 SFI Engine	DEC = 6-Speed Manual Transmission
X = SPECIAL		29 = SPECIALTY COUPE		

AR = use ase required - = Non illustrated part

Heater Plumbing  
Figure 24-210



ITEM	PART NUMBER	QTY	LINE	SERIES	BODY	ENGINE	TRANS	TRIM	DESCRIPTION
------	-------------	-----	------	--------	------	--------	-------	------	-------------

Sales Codes:  
[EWC] = 8.3L V10 SFI

1	05043002AA	1							BOTTLE, Pressurized Coolant
2	04596198	1							CAP, Radiator
3	06507008AA	3							SCREW AND WASHER, Truss Head, M6x1x30
4	06503422	2							CLAMP, Supply Hose, 26 mm Diameter
5	06502018	3							CLAMP, Hose, M28.9 x 1.60
6	05037987AD	1							HOSE, Heater Return
7	05264929AC	1							HOSE, Heater Supply
8	05290217AA	1							CLIP, Heater Hose
9	05264931AB	1							HOSE, Coolant Bottle Inlet
10	05290218AC	1							HOSE, Oil Cooler Return
11	05290014AD	1							COOLER, Engine Oil
12	05290001AD	1							LINE, Oil Cooler Outlet
13	05290004AD	1							LINE, Oil Cooler Inlet
14	05290403AA	1							CLIP

VIPER (ZB)								
SERIES	LINE		BODY		ENGINE		TRANSMISSION	
S = SPORT	D = DODGE		27 = 2-DR CONVERTIBLE		EWC = 8.3L V10 SFI Engine		DEC = 6-Speed Manual Transmission	
X = SPECIAL			29 = SPECIALTY COUPE					

AR = use ase required - = Non illustrated part

Plumbing, A/C Unit  
Figure 24-220

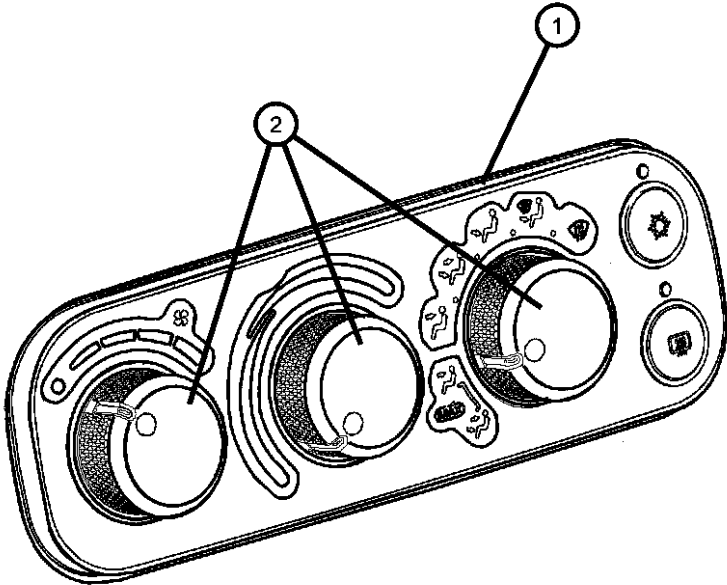
ITEM	PART NUMBER	QTY	LINE	SERIES	BODY	ENGINE	TRANS	TRIM	DESCRIPTION
1	05264927AC	1							LINE, A/C Discharge
2	05093080AA	1							TRANSDUCER, Air Conditioning
3	05011346AA	1							VALVE CORE, Service Port
4	05080519AA	1							O RING, A/C Line
5	05093079AA	1							CLIP, A/C Discharge Line
6	05072868AA	1							O RING, A/C Line
7	05264988AF	1							LINE, A/C Suction
8	05011346AA	1							VALVE CORE, Service Port
9	05019242AA	1							CAP, A/C Check Valve
10	05072893AA	1							O RING, A/C Line
11	05290366AA	2							CLIP, A/C Line
12	06035877AA	2							SCREW AND WASHER, Hex Head, .25-20x.875
13	05264926AD	1							LINE, A/C Liquid
-14	05142933AA	1							ORIFICE, Liquid Line
15	05011346AA	1							VALVE CORE, Service Port
16	05072866AA	1							CAP, A/C Charge Valve
17	04796565	1							O RING, A/C Line
18	05093078AA	1							CLIP, A/C Liquid Line
19	05015603AA	1							O RING, A/C Line
20	00154910AA	3							SCREW, A/C Line attach to Frame
21	05264928AA	1							LINE, A/C Suction
22	05072893AA	1							O RING, A/C Line
23	05264990AD	1							ACCUMULATOR, Air Conditioning
24	05290274AB	1							SWITCH, A/C Low Pressure Cut Off
25	05096245AA	1							O RING
26	34201358	2							NUT AND WASHER, Hex Nut-Sealing Washer, M6 x 1.00, Accumulator attaching
27	06101982	2							SCREW AND WASHER, Hex Head, M8x1.25x30, Line to Accumulator
28	05264991AB	1							CONDENSER, Air Conditioning
29	05290273AA	1							SHIELD, Heat

VIPER (ZB)				
SERIES	LINE	BODY	ENGINE	TRANSMISSION
S = SPORT	D = DODGE	27 = 2-DR CONVERTIBLE	EWC = 8.3L V10 SFI Engine	DEC = 6-Speed Manual Transmission
X = SPECIAL		29 = SPECIALTY COUPE		

AR = use ase required - = Non illustrated part

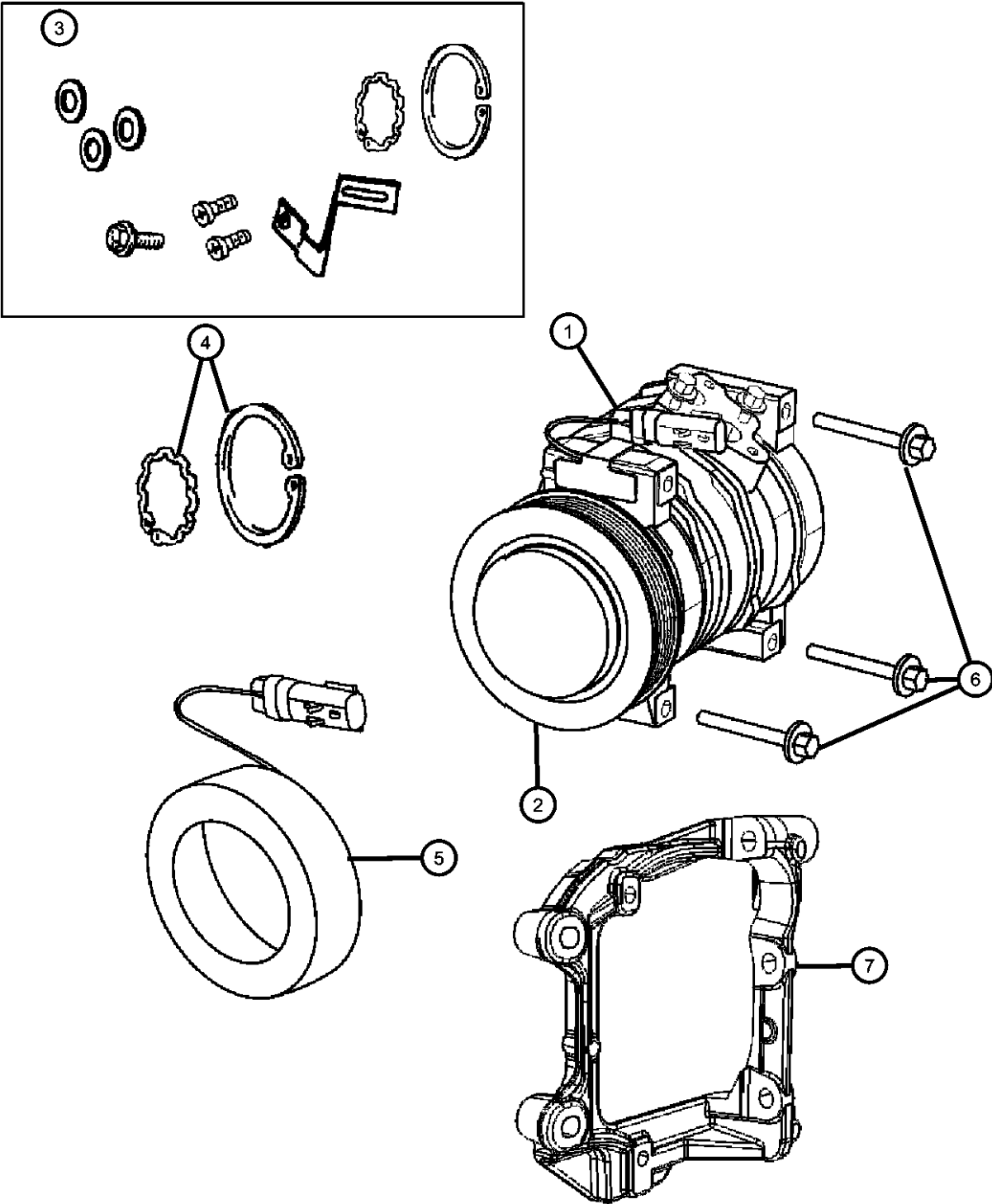
Control Assembly  
Figure 24-310

ITEM	PART NUMBER	QTY	LINE	SERIES	BODY	ENGINE	TRANS	TRIM	DESCRIPTION
1	04865810AB	1							CONTROL, A/C And Heater
2	05093433AA	3							KNOB, A/C And Heater Control - Rotary



VIPER (ZB)					
SERIES	LINE	BODY	ENGINE	TRANSMISSION	
S = SPORT	D = DODGE	27 = 2-DR CONVERTIBLE	EWC = 8.3L V10 SFI Engine	DEC = 6-Speed Manual Transmission	
X = SPECIAL		29 = SPECIALTY COUPE			

Compressor, A/C  
Figure 24-410

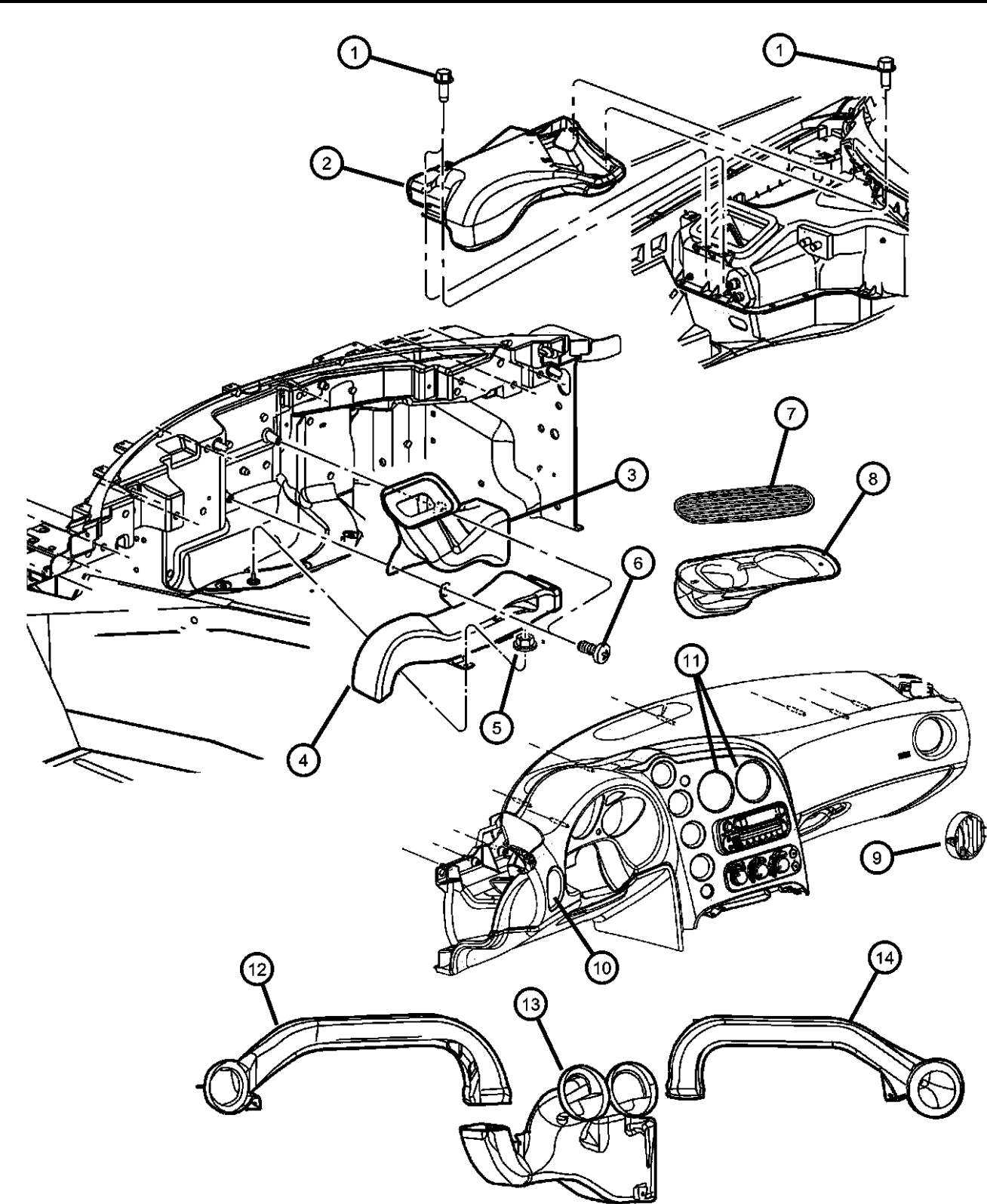


ITEM	PART NUMBER	QTY	LINE	SERIES	BODY	ENGINE	TRANS	TRIM	DESCRIPTION
NOTE: Sales Codes: [EWC] = 8.3L V10 SFI									
1	05290012AB	1				EWC			COMPRESSOR, Air Conditioning
2	05093485AA	1				EWC			PULLEY HUB KIT, A/C Compressor
3	05066228AA	1				EWC			CLUTCH OVERHAUL KIT, A/C Compressor
4	05264454	1				EWC			SNAP RING KIT, A/C Clutch
5	05003681AA	1				EWC			COIL, Air Conditioning Clutch
6	06034244	4				EWC			SCREW AND WASHER, Hex Head, .312-18x3.50, Compressor Mounting
7	05037348AD	1				EWC			BRACKET, A/C Compressor
-8	00154927AA	2				EWC			SCREW, Bracket Mounting

VIPER (ZB)					
SERIES	LINE	BODY	ENGINE	TRANSMISSION	
S = SPORT	D = DODGE	27 = 2-DR CONVERTIBLE	EWC = 8.3L V10 SFI Engine	DEC = 6-Speed Manual Transmission	
X = SPECIAL		29 = SPECIALTY COUPE			



Vents and Outlets  
Figure 24-610



ITEM	PART NUMBER	QTY	LINE	SERIES	BODY	ENGINE	TRANS	TRIM	DESCRIPTION
1	00153816	4							SCREW, Tapping, .164-18x.75
2	04865640AB	1							PLENUM, Fresh Air Inlet
3	04865554AA	1							DUCT, Defroster
4	04865809AA	1							DUCT, Floor
5	06100840	1							NUT, Spring
6	06505300AA	2							SCREW
7	0WP74DX9AA	1							GRILLE, Defroster
8	04865541AA	1							DUCT, Defroster
9	5GD76DX9AA	1							OUTLET, Air Conditioning & Heater
10	05093545AA	1							HOUSING, Air Conditioning Outlet
11	05093545AA	1							HOUSING, Air Conditioning Outlet
12	04865545AA	1							DUCT, Instrument Panel
13	04865552AA	1							DUCT, Instrument Panel
14	04865546AA	1							DUCT, Instrument Panel
-15	04865546AA	1							SCREW, M4X1.5X18.0, (NOT SERVICED)

VIPER (ZB)				
SERIES	LINE	BODY	ENGINE	TRANSMISSION
S = SPORT	D = DODGE	27 = 2-DR CONVERTIBLE	EWC = 8.3L V10 SFI Engine	DEC = 6-Speed Manual Transmission
X = SPECIAL		29 = SPECIALTY COUPE		

AR = use ase required - = Non illustrated part

# Group - 25

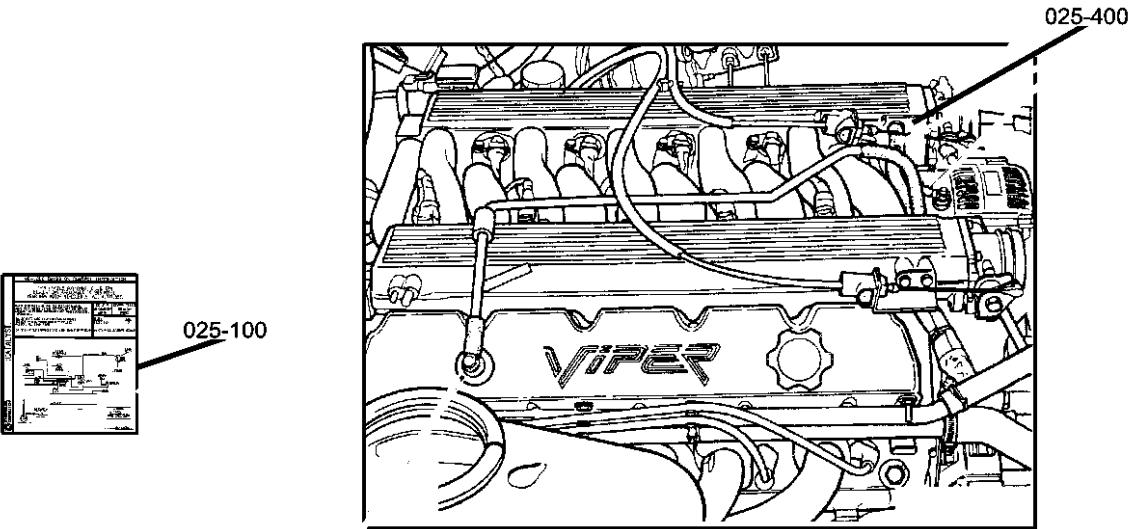
## Emission Systems

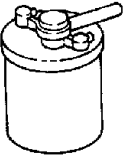
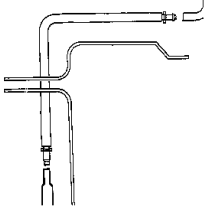
### Group - 25 Emission Systems

Illustration Title

Group-Fig. No.

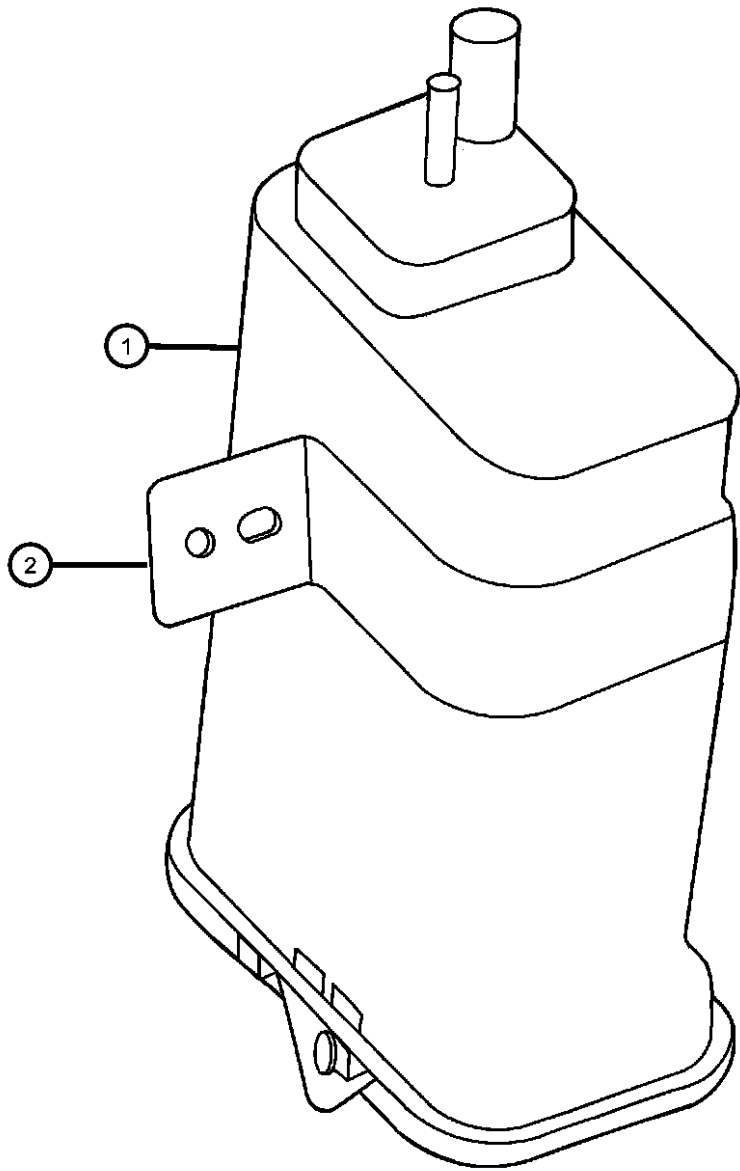
<b>Vacuum Canister</b>	
Vacuum Canister .....	Fig. 25 - 310
<b>Emission Harness</b>	
Emission Harness .....	Fig. 25 - 410
Duty Cycle .....	Fig. 25 - 420
Leak Detection Pump .....	Fig. 25 - 450



<div>025-300</div> <div>Vacuum Canister</div> <div></div>	<div>025-400</div> <div>Emission Harness</div> <div></div>		
----------------------------------------------------------------------------------------------------------------------------------------------	-----------------------------------------------------------------------------------------------------------------------------------------------	--	--

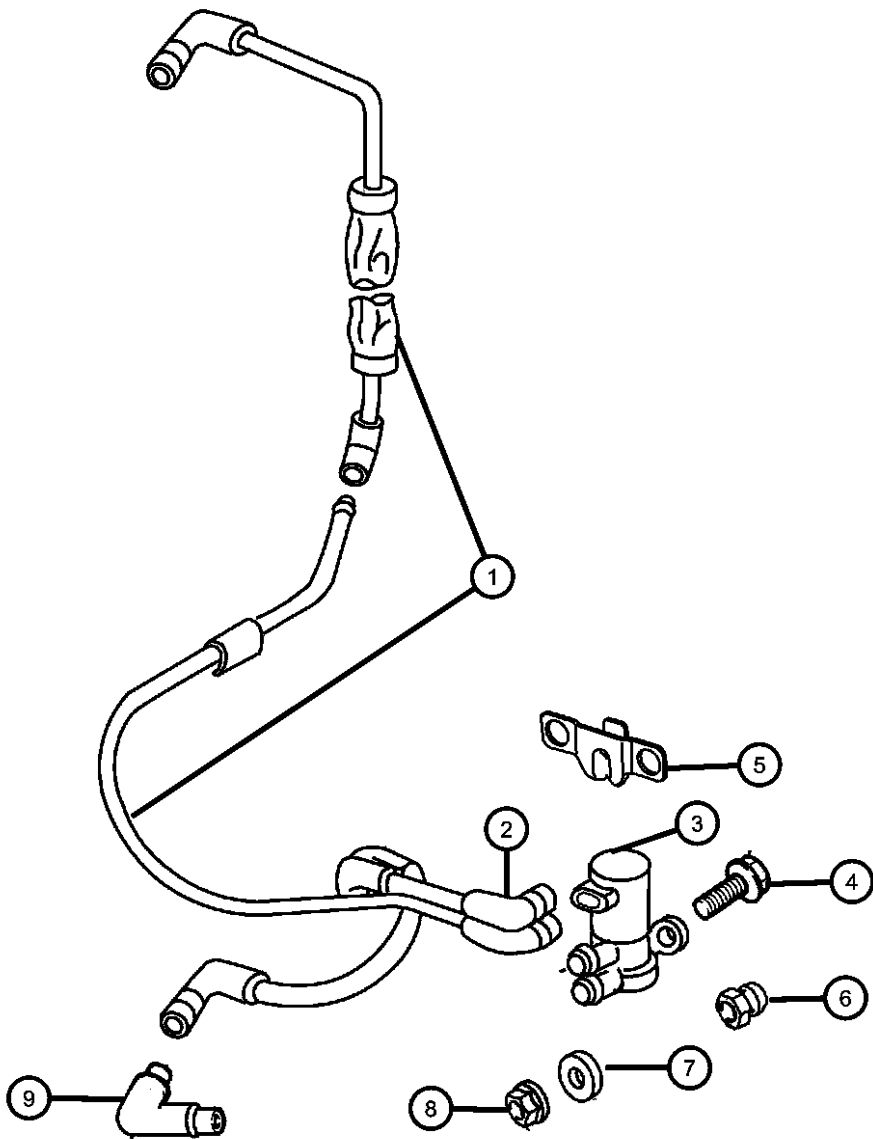
Vacuum Canister  
Figure 25-310

ITEM	PART NUMBER	QTY	LINE	SERIES	BODY	ENGINE	TRANS	TRIM	DESCRIPTION
1	53013096AB	1							CANISTER, Vapor
2	53013096AB	1							BRACKET, Vapor Canister, Serviced with Fuel Tank, (NOT SERVICED)



VIPER (ZB)				
SERIES	LINE	BODY	ENGINE	TRANSMISSION
S = SPORT	D = DODGE	27 = 2-DR CONVERTIBLE	EWC = 8.3L V10 SFI Engine	DEC = 6-Speed Manual Transmission
X = SPECIAL		29 = SPECIALTY COUPE		

Emission Harness  
Figure 25-410

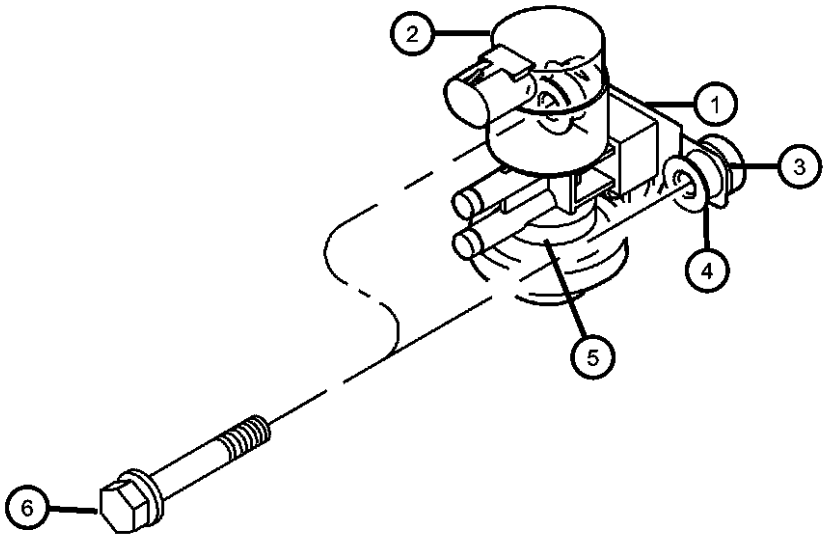


ITEM	PART NUMBER	QTY	LINE	SERIES	BODY	ENGINE	TRANS	TRIM	DESCRIPTION
NOTES: Sales Code [EWC] = 8.3L V10 SFI Engine									
1	05290098AE	1				EWC			HARNESS, Engine to Purge Solenoid
2	05290098AE	1							CONNECTOR, Not Serviced in Harness, (NOT SERVICED)
3	04669475AB	1				EWC			SOLENOID, Duty Cycle Purge
4	06100270	2				EWC			SCREW AND WASHER, M6x1x40
5	04762085	1				EWC			BRACKET, Duty Cycle Purge Solenoid
6	04669268	2				EWC			GROMMET
7	03502916	2				EWC			SPACER, Speed Control Servo
8	34201358	2							NUT AND WASHER, Hex Nut-Sealing Washer, M6 x 1.00
9	34201358	2							ELBOW, Vapor Tube Harness, .25x.25 90 Degree, (NOT SERVICED)
-10	05037306AE	1				EWC			HARNESS, PCV
-11	05037308AE	1				EWC			HARNESS, CCV To Air Cleaner

VIPER (ZB)					
SERIES	LINE	BODY	ENGINE	TRANSMISSION	
S = SPORT	D = DODGE	27 = 2-DR CONVERTIBLE	EWC = 8.3L V10 SFI Engine	DEC = 6-Speed Manual Transmission	
X = SPECIAL		29 = SPECIALTY COUPE			

Duty Cycle  
Figure 25-420

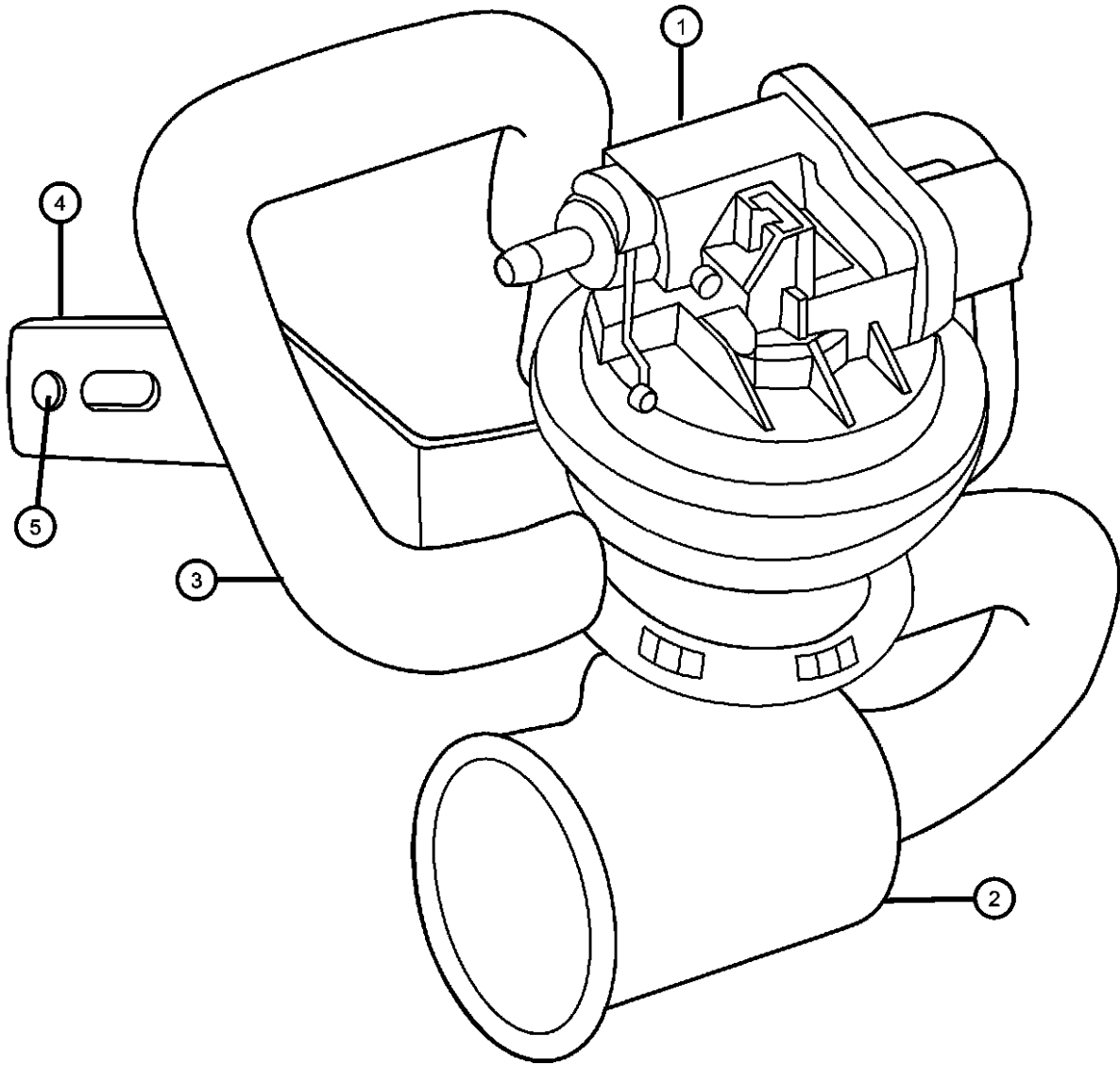
ITEM	PART NUMBER	QTY	LINE	SERIES	BODY	ENGINE	TRANS	TRIM	DESCRIPTION
Note; Sales Codes; [EWC] = 8.3L V10 SFI Engine									
1	04762085	1				EWC			BRACKET, Duty Cycle Purge Solenoid
2	04669475AB	1				EWC			SOLENOID, Duty Cycle Purge
3	04669268	2				EWC			GROMMET
4	03502916	2				EWC			SPACER, Speed Control Servo
5	53030987	1				EWC			BUSHING, Isolator
6	06100270	2				EWC			SCREW AND WASHER, M6x1x40
-7	05003974AA	1				EWC			BRACKET PACKAGE, DCP



<b>VIPER (ZB)</b>				
SERIES	LINE	BODY	ENGINE	TRANSMISSION
S = SPORT	D = DODGE	27 = 2-DR CONVERTIBLE	EWC = 8.3L V10 SFI Engine	DEC = 6-Speed Manual Transmission
X = SPECIAL		29 = SPECIALTY COUPE		

Leak Detection Pump  
Figure 25-450

ITEM	PART NUMBER	QTY	LINE	SERIES	BODY	ENGINE	TRANS	TRIM	DESCRIPTION
1	04891543AA	1							PUMP, Leak Detection
2	05085164AA	1							FILTER, Leak Detection Pump
3	05290153AA	1				EWC			TUBE, Leak Detection Pump Vacuum Supply
4	05290141AA	1							BRACKET, Leak Detection Pump
5	05290115AA	1							BOLT, Leak Detection Pump Bracket Mtg.
-6	04669177	2							GROMMET



VIPER (ZB)				
SERIES	LINE	BODY	ENGINE	TRANSMISSION
S = SPORT	D = DODGE	27 = 2-DR CONVERTIBLE	EWC = 8.3L V10 SFI Engine	DEC = 6-Speed Manual Transmission
X = SPECIAL		29 = SPECIALTY COUPE		

# Group - DZB

## Doors and Related Parts

### Group - DZB Doors and Related Parts

Illustration Title

Group-Fig. No.

#### Front Door

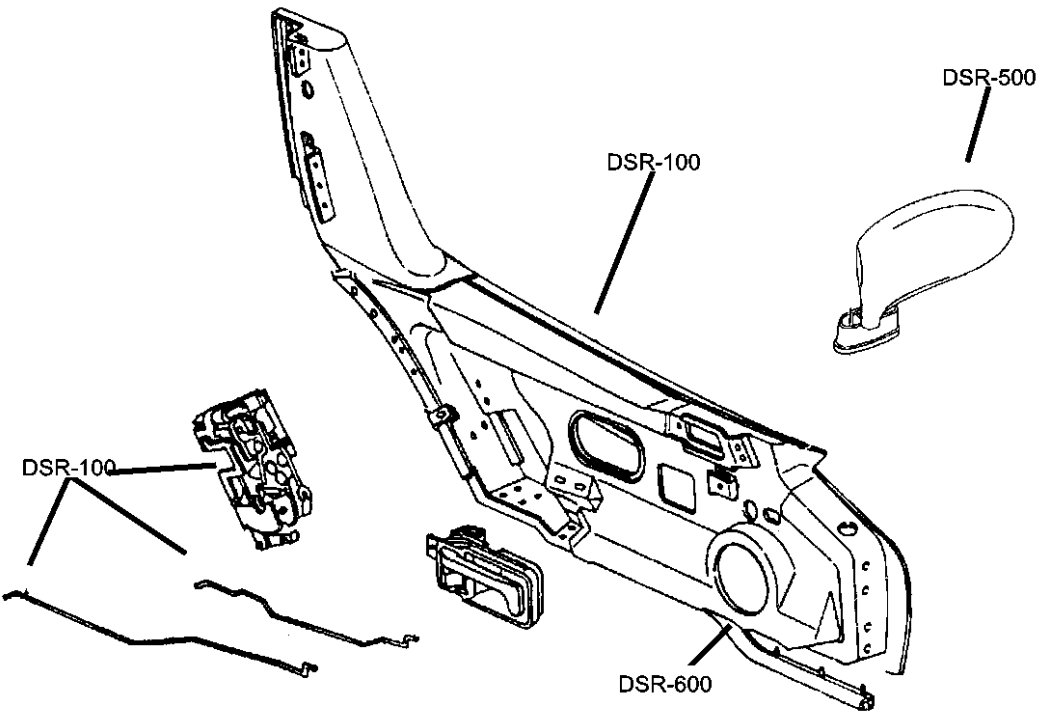
Door, Front Shell and Hinges.....	Fig. DZB - 110
Door , Front Glass and Regulator.....	Fig. DZB - 125
Door, Front Lock and Controls .....	Fig. DZB - 130

#### Exterior Mirror

Mirrors, Exterior .....	Fig. DZB - 510
-------------------------	----------------

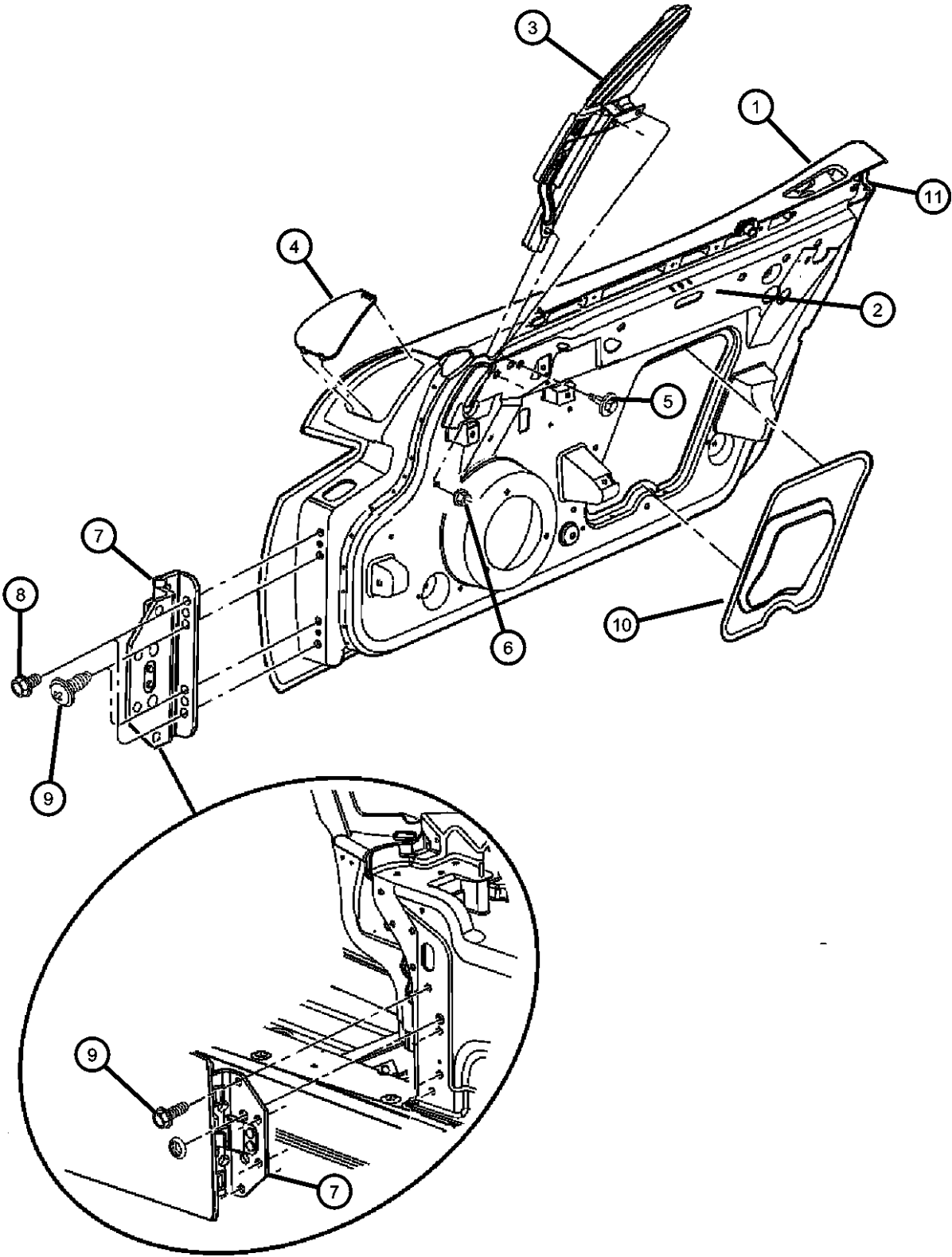
#### Weatherstrips and Seals

Door, Front Seals.....	Fig. DZB - 610
Weatherstrips, Body .....	Fig. DZB - 620



<div>DZB-100</div> <div>Front Door</div> <div></div>	<div>DZB-500</div> <div>Exterior Mirror</div> <div></div>	<div>DZB-600</div> <div>Weatherstrips and Seals</div> <div></div>	
------------------------------------------------------	-----------------------------------------------------------	-------------------------------------------------------------------	--

Door, Front Shell and Hinges  
Figure DZB-110



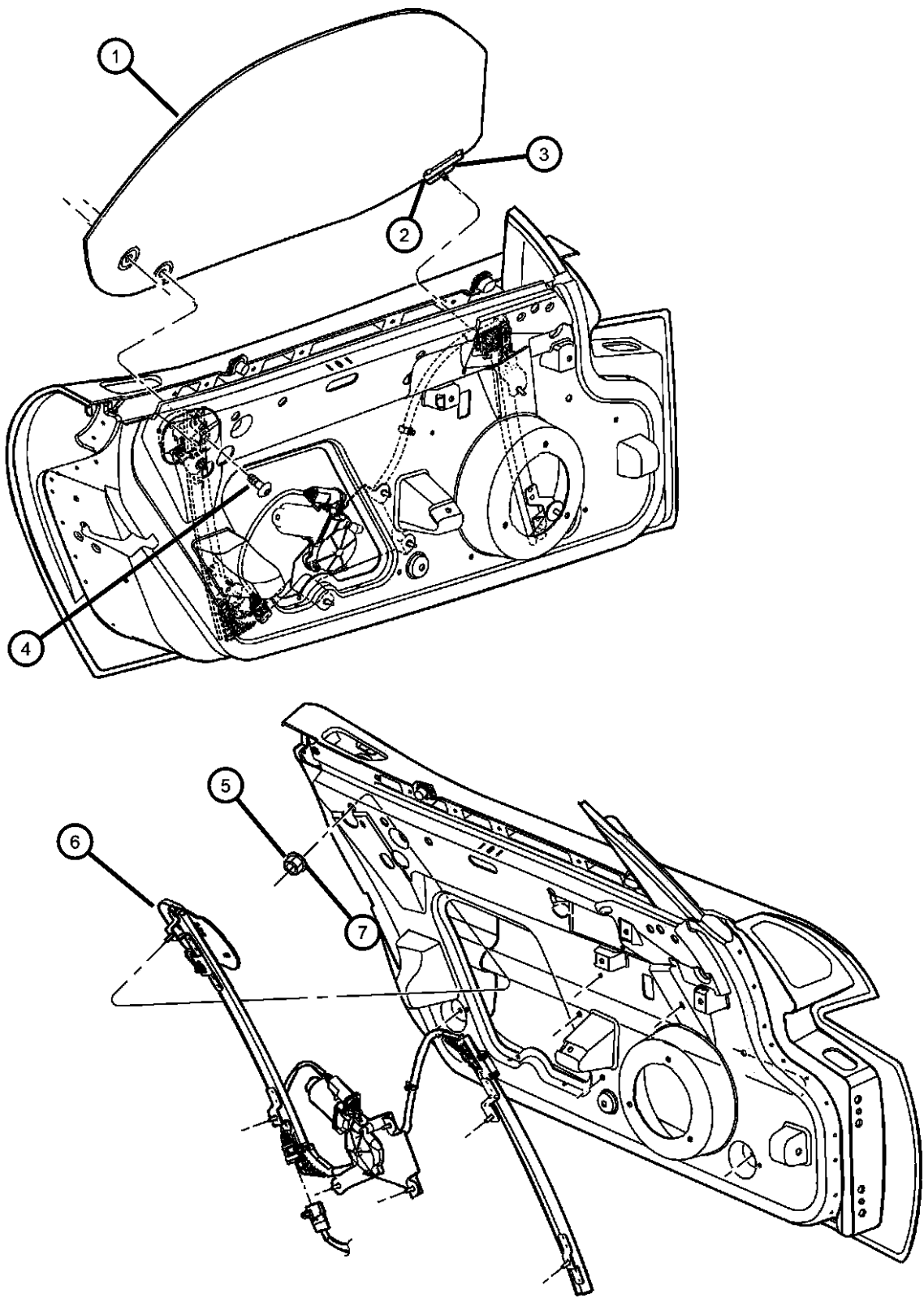
ITEM	PART NUMBER	QTY	LINE	SERIES	BODY	ENGINE	TRANS	TRIM	DESCRIPTION
1									DOOR, Front, Paint as Required
	04865592AF	1							Right
	04865593AF	1							Left
2	05029713AA	1							REINFORCEMENT, Door Inner
3									FLAG, Door
	04865580AE	1							Right
	04865581AE	1							Left
4									PANEL, Access
	05029068AB	1							Right
	05029069AB	1							Left
5	06100567	6							SCREW AND WASHER, Hex Head, M6x1x25
6	06102126AA	4							NUT AND WASHER, Hex, M6x1.0
7	04865462AC	2							HINGE, Front Door
8	06502549	4							SCREW, Pan Head, M8x1.25x30
9	06503351	4							SCREW AND WASHER, Hex Head, M8x1.25x35
10									WATERSHIELD, Front Door
	04865586AA	1							Right
	04865587AA	1							Left
11	04860223	2							PLUG

VIPER (ZB)					
SERIES	LINE	BODY	ENGINE	TRANSMISSION	
S = SPORT	D = DODGE	27 = 2-DR CONVERTIBLE	EWC = 8.3L V10 SFI Engine	DEC = 6-Speed Manual Transmission	
X = SPECIAL		29 = SPECIALTY COUPE			

AR = use ase required - = Non illustrated part



Door , Front Glass and Regulator  
Figure DZB-125

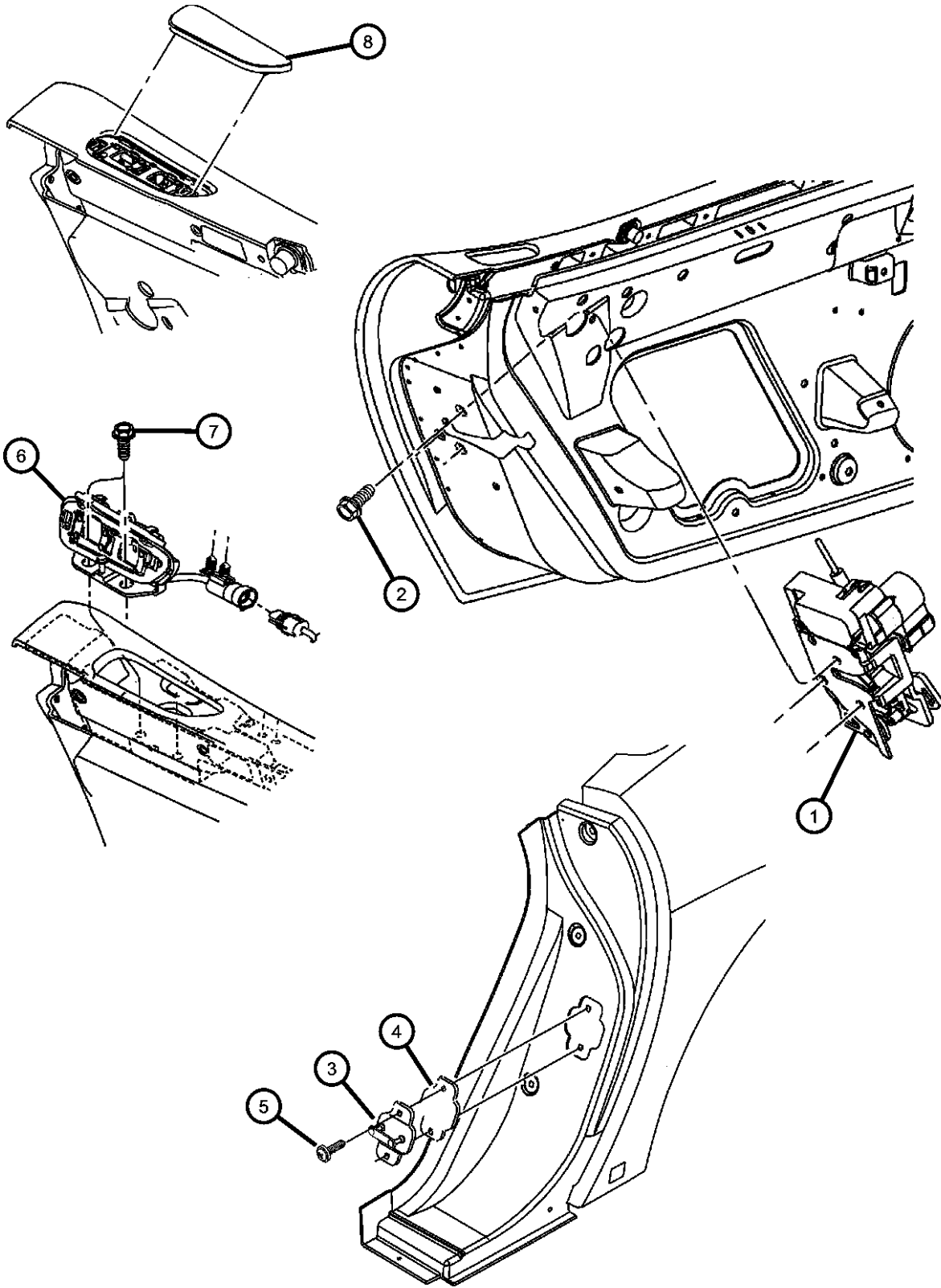


ITEM	PART NUMBER	QTY	LINE	SERIES	BODY	ENGINE	TRANS	TRIM	DESCRIPTION
1	04865616AB	1			27				GLASS, Door, With Liftplate
	DD10331GTY								Right
	04865617AB	1			27				Collision Replacement Glass
	DD10332GTY								Left
	05030094AA	1			29				Collision Replacement Glass
	05030095AA	1			29				Right
2									Left
	04512685	2			27				BUSHING, Door Glass, Liftplate to Glass
		2			29				
3									RETAINER, Glass to Liftplate
	04512684	2			27				
		2			29				
4	06504791	2							SCREW, TAPPING, BUTTON HEAD, M6 X 1.00 X 18.00
5	06101694	10							NUT, M6x1.00
6									REGULATOR, Front Door Window
	04865610AD	1							Right
	04865611AD	1							Left
7	05029626AA	1							REINFORCEMENT, Window Regulator
-8	04658734AC	2							STABILIZER, Door Glass Belt, Includes item #9, Bracket, Rivet, Inner
-9	04396294	2							STABILIZER, Door Glass

VIPER (ZB)					
SERIES	LINE	BODY	ENGINE	TRANSMISSION	
S = SPORT	D = DODGE	27 = 2-DR CONVERTIBLE	EWC = 8.3L V10 SFI Engine	DEC = 6-Speed Manual Transmission	
X = SPECIAL		29 = SPECIALTY COUPE			

AR = use ase required - = Non illustrated part

Door, Front Lock and Controls  
Figure DZB-130

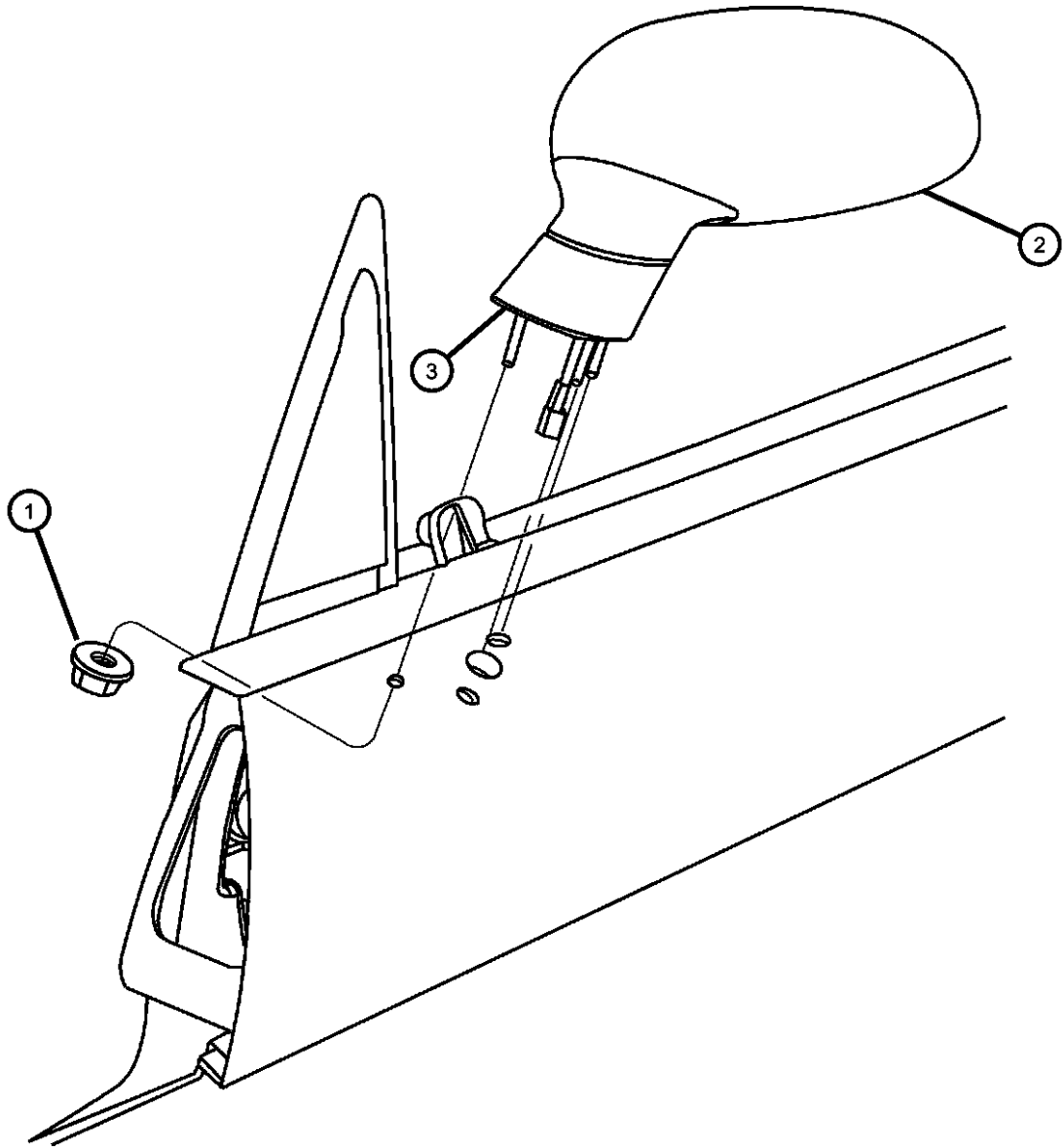


ITEM	PART NUMBER	QTY	LINE	SERIES	BODY	ENGINE	TRANS	TRIM	DESCRIPTION
1									LATCH, Front Door
	04865726AC	1							Right
	04865727AB	1							Left
2	06501373	6							SCREW AND WASHER, Hex Head, M6x1x20
3	04643066	2							STRIKER, Door Latch
4	04643067	AR							SPACER, Door Lock Striker
5	06507852AA	4							SCREW, Striker attaching
6									HANDLE, Front Door Exterior
	05029144AB	1	D		27, 29				Right
	05029145AC	1							Left
7	06101650	2							SCREW AND WASHER, M5X.80X20.00
8									COVER, Handle
	0TR32LRNAB	1							[RN], Right
	0TR33LRNAB	1							[RN], Left
	0TR33MX3AB	1							[X3], Left
	0TR32MX3AB	1							[X3], Right
	0TR32SBEAB	1							[BE], Right
	0TR33SBEAB	1							[BE], Left
-9	34202688	2							CLIP, Latch&Line, Inside Door
-10									Handle Cable to Door inner
	05073039AA	2							STRAP, Tie, Latch release cable to Door Beam
		1							

VIPER (ZB)					
SERIES	LINE	BODY	ENGINE	TRANSMISSION	
S = SPORT	D = DODGE	27 = 2-DR CONVERTIBLE	EWC = 8.3L V10 SFI Engine	DEC = 6-Speed Manual Transmission	
X = SPECIAL		29 = SPECIALTY COUPE			

AR = use ase required - = Non illustrated part

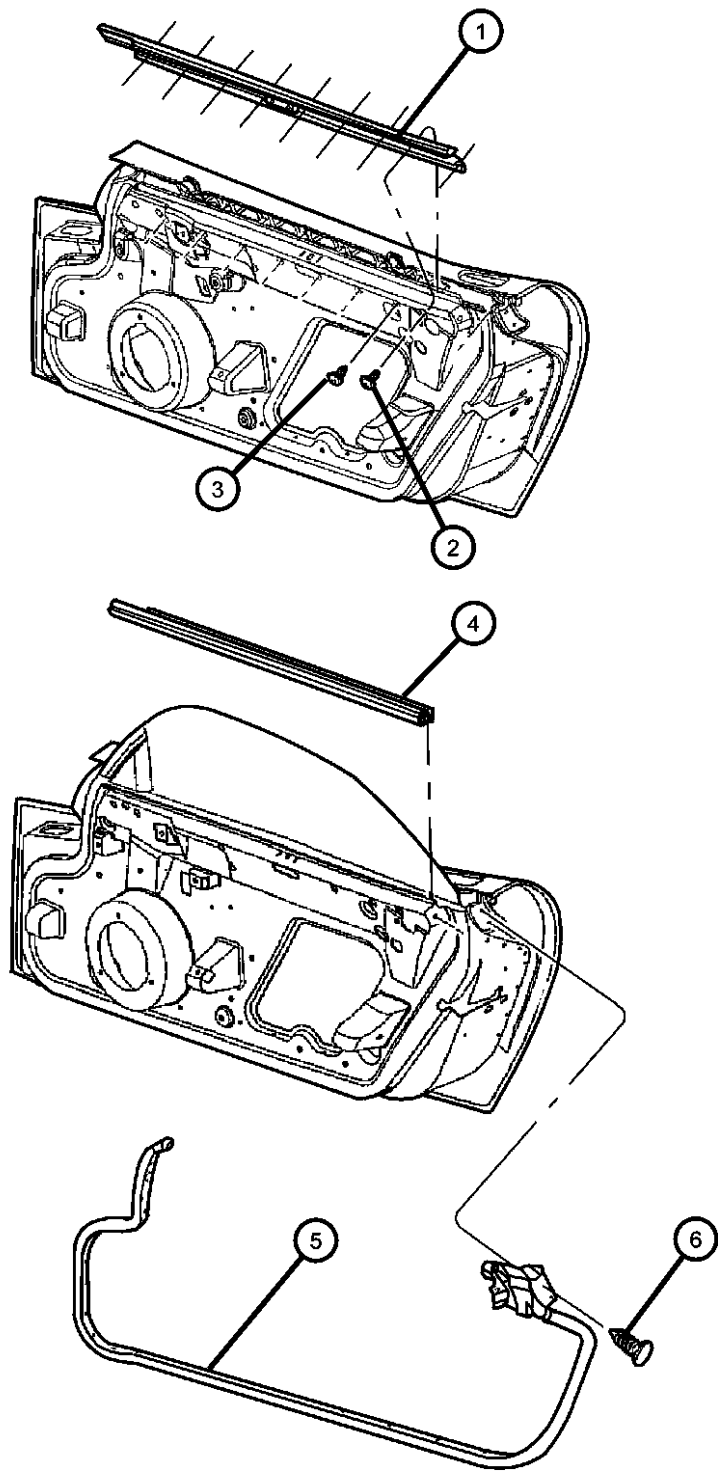
Mirrors, Exterior  
Figure DZB-510



ITEM	PART NUMBER	QTY	LINE	SERIES	BODY	ENGINE	TRANS	TRIM	DESCRIPTION
1	06102101AA	6							NUT AND WASHER, Hex, M5x0.80
2									MIRROR, Outside Rearview
	0TR36CVRAD	1	D		27, 29				[VR], Right
	0TR36DAPAD	1	D		27, 29				[AP], Right
	0TR36LRNAD	1							[RN], Right
	0TR36MX3AD	1							[X3], Right
	0TR36VA9AD	1	D		27, 29				[A9], Right
	0TR36WYRAD	1	D		27, 29				[YR], Right
	0TR37CVRAD	1	D		27, 29				[VR], Left
	0TR37DAPAD	1	D		27, 29				[AP], Left
	0TR36SBEAD	1							[BE], Right
	0TR37SBEAD	1							[BE], Left
	0TR37VA9AD	1	D		27, 29				[A9], Left
	0TR37WYRAD	1							[YR], Left
	0TR37LRNAD	1							[RN], Left
	0TR37MX3AD	1							[X3], Left
3									GASKET, Mirror attaching
	05030180AA	1							EXPORT, Right
	05030181AA	1							EXPORT, Left

VIPER (ZB)					
SERIES	LINE	BODY	ENGINE	TRANSMISSION	
S = SPORT	D = DODGE	27 = 2-DR CONVERTIBLE	EWC = 8.3L V10 SFI Engine	DEC = 6-Speed Manual Transmission	
X = SPECIAL		29 = SPECIALTY COUPE			

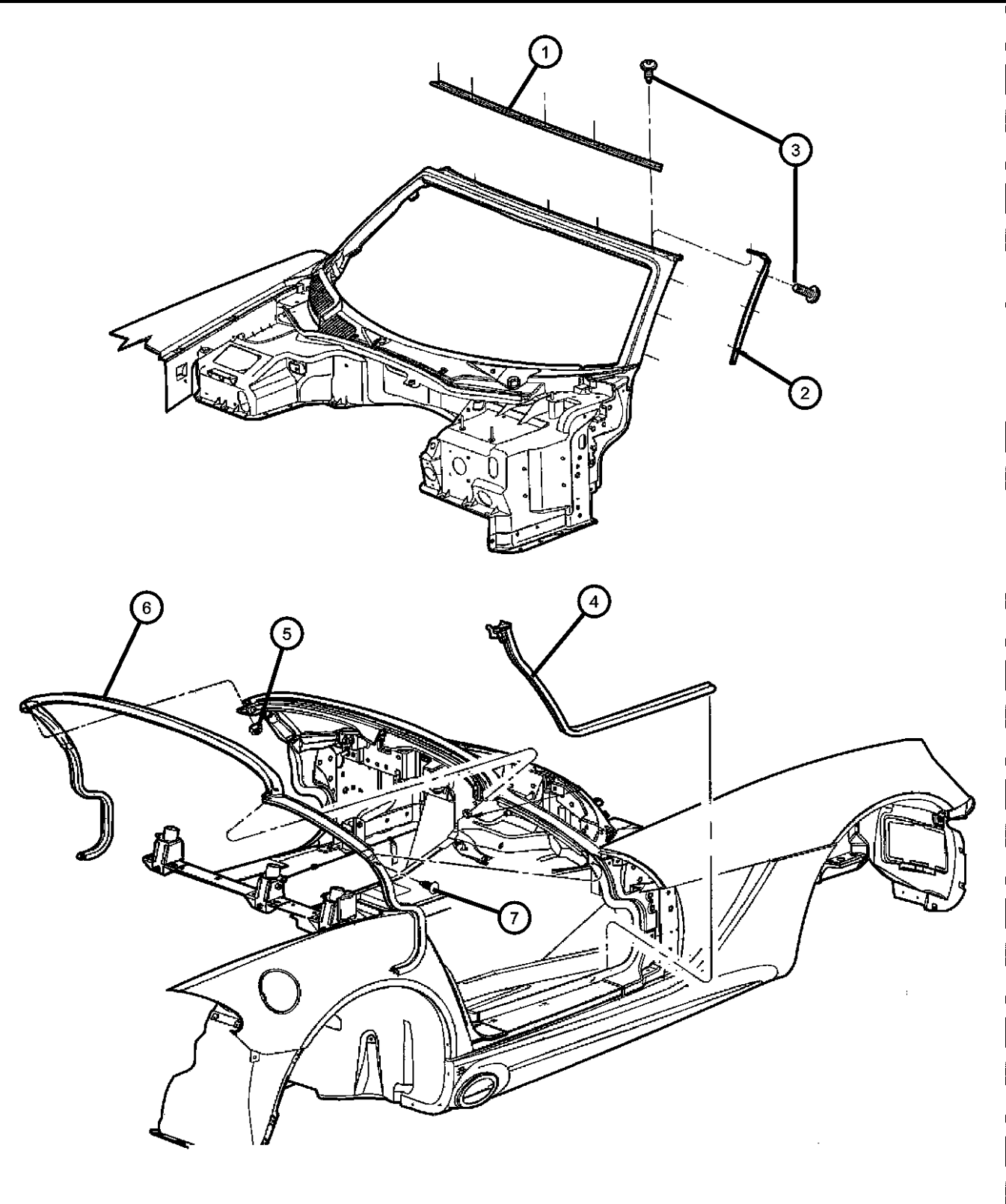
Door, Front Seals  
Figure DZB-610



ITEM	PART NUMBER	QTY	LINE	SERIES	BODY	ENGINE	TRANS	TRIM	DESCRIPTION
1	04865584AA	1							WEATHERSTRIP, Door Belt, Outer Right
	04865585AA	1							Left
2	00154936AA	4							SCREW
3	06032723	14							SCREW, Self Tapping, M4.2x1.69x19.05
4	04865578AA	1							WEATHERSTRIP, Door Belt, Inner Right
	04865579AA	1							Left
5	04865564AD	1							WEATHERSTRIP, Front Door Sill Secondary Right
	04865565AD	1							Left
6	04658673	2							PIN PUSH, .150x.410

VIPER (ZB)								
SERIES	LINE		BODY		ENGINE		TRANSMISSION	
S = SPORT	D = DODGE		27 = 2-DR CONVERTIBLE		EWC = 8.3L V10 SFI Engine		DEC = 6-Speed Manual Transmission	
X = SPECIAL			29 = SPECIALTY COUPE					

Weatherstrips, Body  
Figure DZB-620



ITEM	PART NUMBER	QTY	LINE	SERIES	BODY	ENGINE	TRANS	TRIM	DESCRIPTION
1	04865574AB	1			27				RETAINER, Weatherstrip
2									RETAINER, Weatherstrip
	04865576AB	1			27				Right
	04865577AB	1			27				Left
	05030176AA	1			29				Right
	05030177AA	1			29				Left
3									SCREW, M5x16
	06505026AA	5							Windshield Retainer
		6			27				A-Pillar
4									WEATHERSTRIP, Front Door Opening
	04865562AF	1			27				Right
	05030096AB	1			29				Right
	05030097AB	1			29				Left
	04865563AF	1			27				Left
5	04865563AF	1							NUT AND WASHER, Hex Nut-Coned Washer, M5 x 0.80, (NOT SERVICED)
6	04865561AG	1			27				WEATHERSTRIP, Header and A pillar
7	04658673	2							PIN PUSH, .150x.410

VIPER (ZB)								
SERIES	LINE		BODY		ENGINE		TRANSMISSION	
S = SPORT	D = DODGE		27 = 2-DR CONVERTIBLE		EWC = 8.3L V10 SFI Engine		DEC = 6-Speed Manual Transmission	
X = SPECIAL			29 = SPECIALTY COUPE					

# Group - EZB

## Exterior Ornamentation

### Group - EZB Exterior Ornamentation

Illustration Title

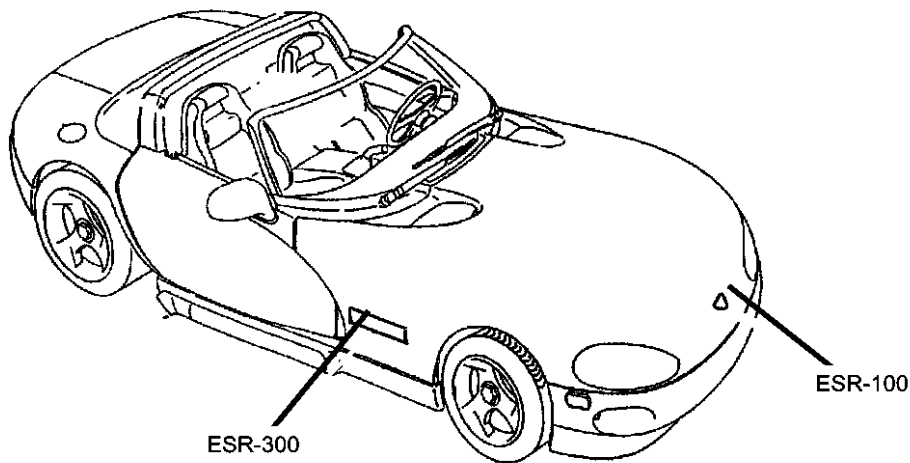
Group-Fig. No.



Medallions

Nameplates.....Fig. EZB - 110

Decals

Decals..... Fig. EZB - 310



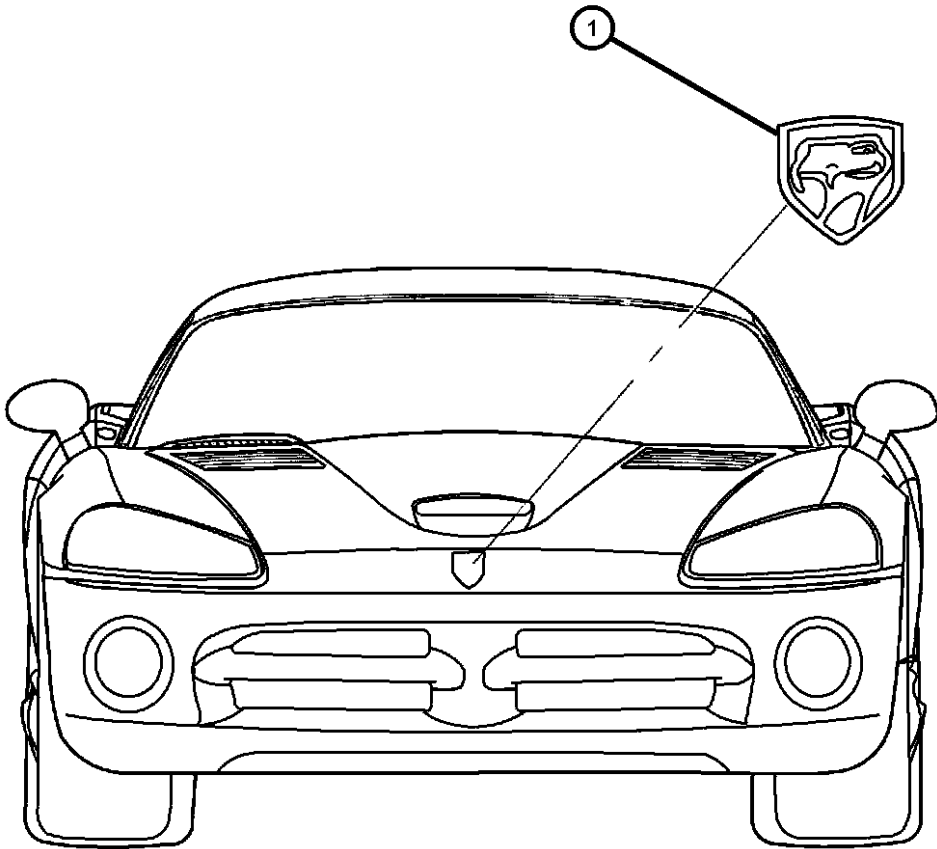
<div>EZB-100 Medallions</div> <div></div>	<div>EZB-300 Decals</div> <div></div>		
----------------------------------------------------------------------------------------------------------------------------------	------------------------------------------------------------------------------------------------------------------------------	--	--

Nameplates  
Figure EZB-110

ITEM	PART NUMBER	QTY	LINE	SERIES	BODY	ENGINE	TRANS	TRIM	DESCRIPTION
------	----------------	-----	------	--------	------	--------	-------	------	-------------

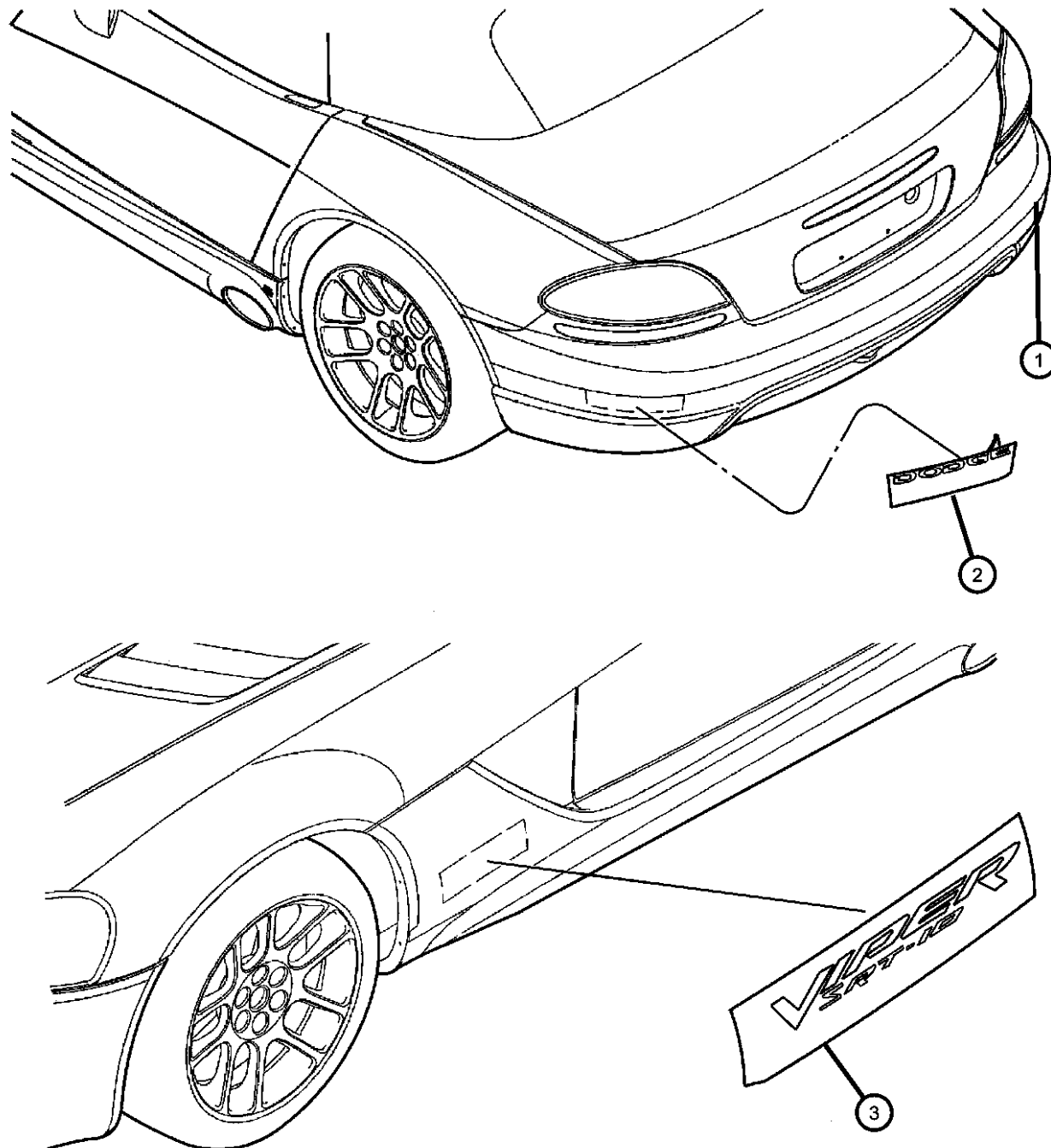
NOTE: Also see DECAL Illustration  
ASA = Mamba Edition

1									MEDALLION, Viper Head
	0UW3706SAA	1							[ARN]
		1							[AX3]



VIPER (ZB)						
SERIES	LINE		BODY	ENGINE	TRANSMISSION	
S = SPORT	D = DODGE		27 = 2-DR CONVERTIBLE	EWC = 8.3L V10 SFI Engine	DEC = 6-Speed Manual Transmission	
X = SPECIAL			29 = SPECIALTY COUPE			

# Decals Figure EZB-310



ITEM	PART NUMBER	QTY	LINE	SERIES	BODY	ENGINE	TRANS	TRIM	DESCRIPTION
------	-------------	-----	------	--------	------	--------	-------	------	-------------

NOTE: Also see NAMEPLATE Illustration

1	0WN73CVRAC	1	D		27, 29				DECAL, Viper
	0WN73DA-PAC	1	D		27, 29				[KEG], Rear Fascia
	0WN73PX3AC	1							[KEK], Rear Fascia
	0WN73WYTAC	1							[KEX], Rear Fascia
	0WN73SB-BAC	1							[KEE], Rear Fascia
	0WN73VADAC	1	D		27, 29				[KEB], Rear Fascia
	0WN73WR-RAC	1							[KEA], Rear Fascia
2	0WN80CVRAC	1	D		27, 29				DECAL, Dodge
	0WN80DA-PAC	1	D		27, 29				[KSG], Driver Side
	0WN80PX3AC	1							[KSK], Driver Side
	0WN80SB-BAC	1							[KSX], Driver Side
	0WN80VADAC	1	D		27, 29				[KSB], Driver Side
	0WN80WR-RAC	1							[KSA], Driver Side
	0WN80WYTAC	1							[KSR], Driver Side
3	0WN81PX3AC	2							DECAL, Viper, SRT-10
	0WN81SB-BAC	2	D		27, 29				[KDX]
	0WN81WR-RAC	2							[KDB]
	0WN81XZAAC	2							[KDR]
									[KDS]

## VIPER (ZB)

SERIES	LINE	BODY	ENGINE	TRANSMISSION
S = SPORT	D = DODGE	27 = 2-DR CONVERTIBLE	EWC = 8.3L V10 SFI Engine	DEC = 6-Speed Manual Transmission
X = SPECIAL		29 = SPECIALTY COUPE		

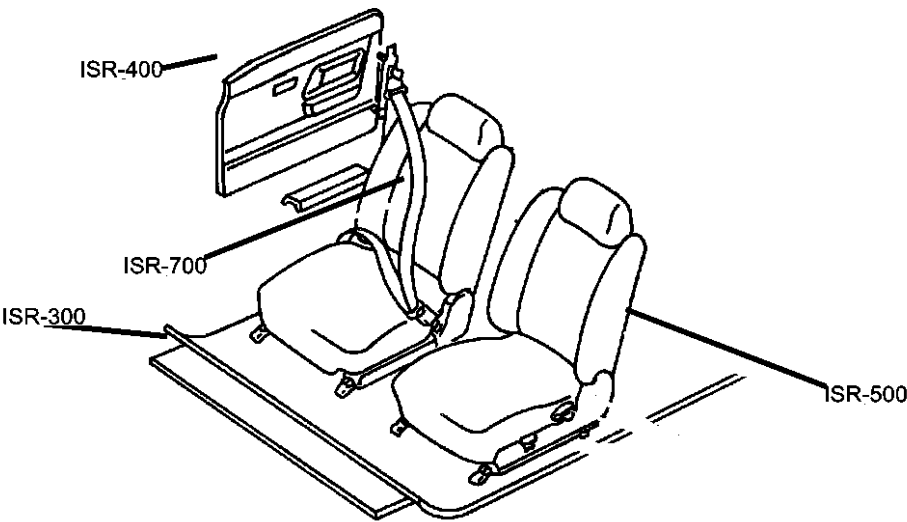
AR = use ase required - = Non illustrated part

2006 ZB



# Group - IZB

## Interior Trim



### Group - IZB Interior Trim

Illustration Title

Group-Fig. No.

#### Headliner and Visor

Headliner - 29 Body Style .....	Fig. IZB - 105
Visors And Footrest .....	Fig. IZB - 110

#### Quarter Panels and Scuff Plates

Molding Windshield .....	Fig. IZB - 205
Rear Bulkhead Panels .....	Fig. IZB - 210
Quarter, Cowl And Rear Bulkhead Attaching Panels .....	Fig. IZB - 215
Door Sill Scuff Plate, & Footrest .....	Fig. IZB - 220
Panel - Sill Outer .....	Fig. IZB - 225
Tonneau Cover .....	Fig. IZB - 230

#### Carpets, Mats and Insulation

Carpet Front .....	Fig. IZB - 310
Carpet Rear - Slingwell .....	Fig. IZB - 315

#### Door Trim Panels-Front

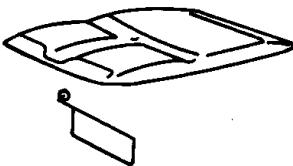
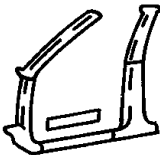

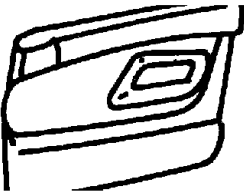

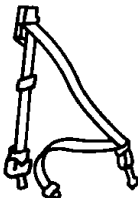
Door Panel.....	Fig. IZB - 410
-----------------	----------------

#### Front Seats

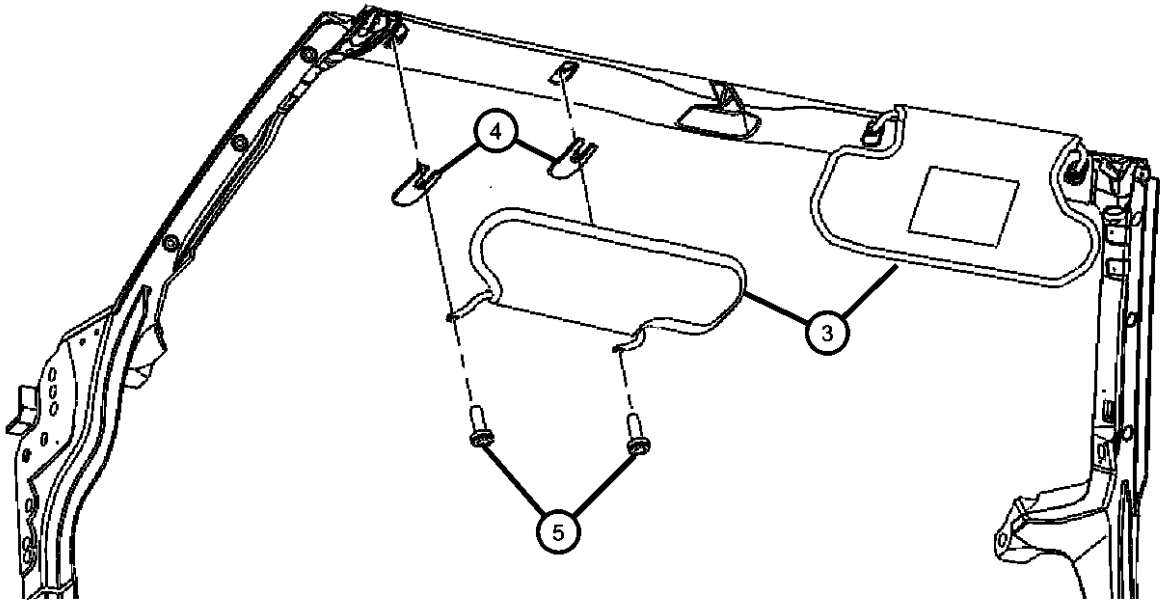
Seat, Front.....	Fig. IZB - 510
------------------	----------------

#### Seat Belts Front-Outer and Inner

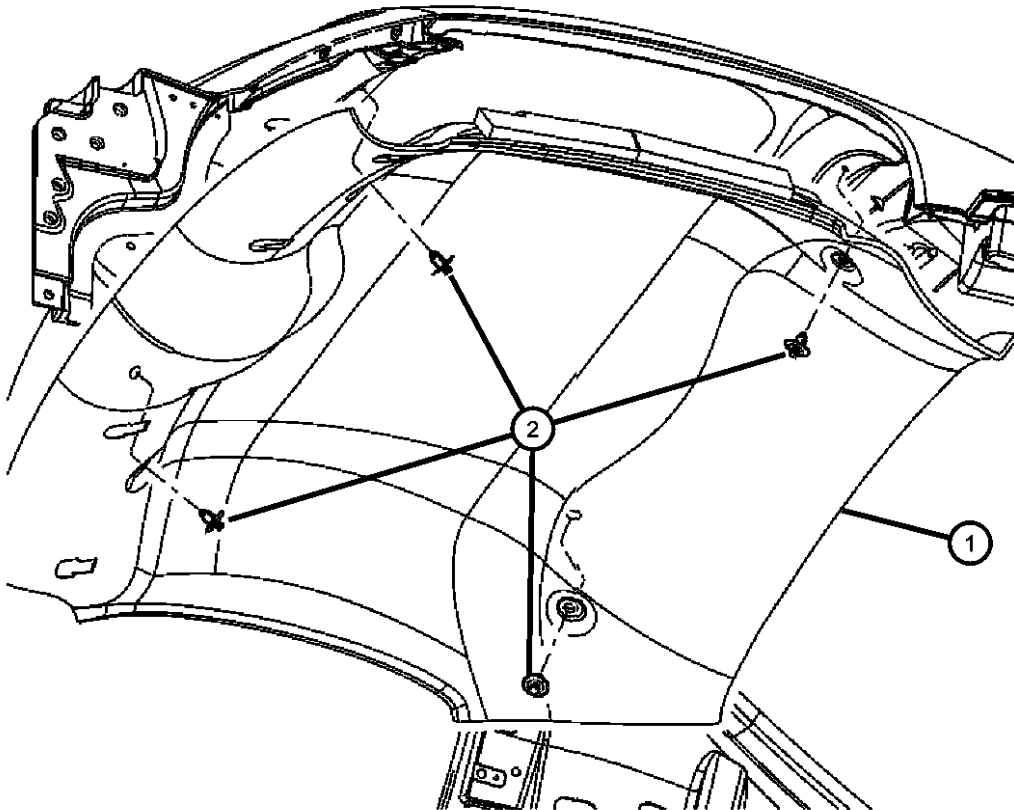
Belts - Front.....	Fig. IZB - 710
--------------------	----------------

<div>IZB-100</div> <div>Headliner and Visor</div> <div></div>	<div>IZB-200</div> <div>Quarter Panels and Scuff Plates</div> <div></div>	<div>IZB-300</div> <div>Carpets, Mats and Insulation</div> <div></div>	<div>IZB-400</div> <div>Door Trim Panels-Front</div> <div></div>
<div>IZB-500</div> <div>Front Seats</div> <div></div>	<div>IZB-700</div> <div>Seat Belts Front-Outer and Inner</div> <div></div>		

Headliner - 29 Body Style  
Figure IZB-105



ITEM	PART NUMBER	QTY	LINE	SERIES	BODY	ENGINE	TRANS	TRIM	DESCRIPTION
1	1BK22DX9AB	1			29			*O0	PANEL, Headliner
		1	D		29			*O0	[X9]
								*O0	[XR]
2	0WX68DX9AA	4			29			*O0	RIVET
		4			29			*O0	[X9]
								*O0	[XR]
3	0UZ101X7AB	1						*O0	VISOR
	0UZ111X7AB	1						*O0	Right
								*O0	Left
4	1CR70DX9AB	4			29			*O0	ESCUTCHEON, Visor
		4	D		29			*O0	[X9]
								*O0	[XR]
5	06507672AA	4							SCREW

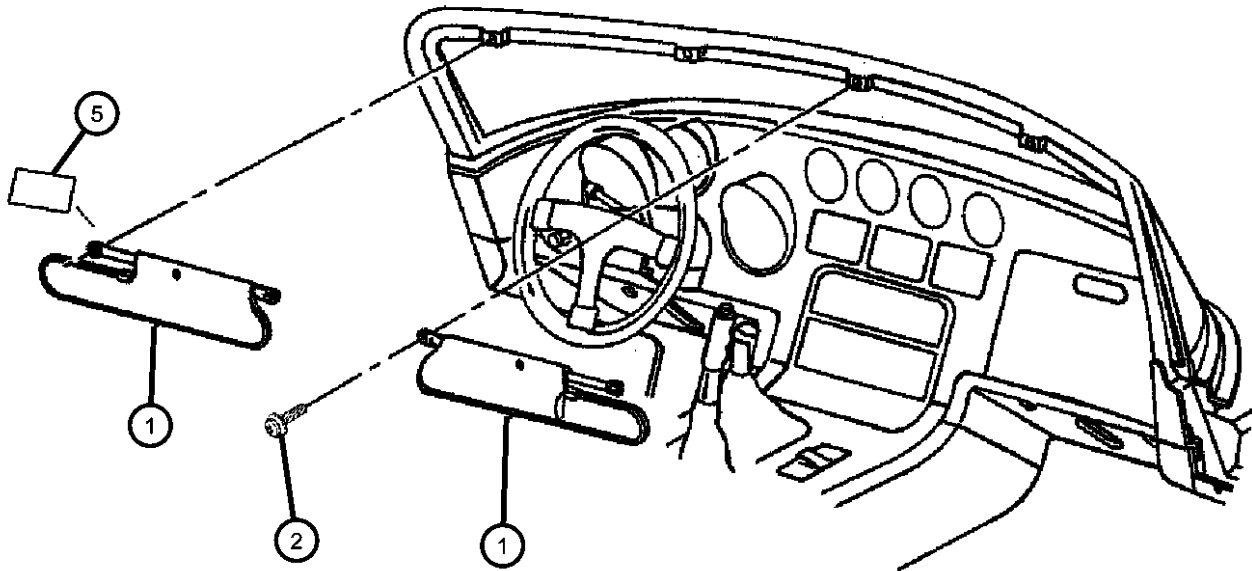


VIPER (ZB)				
SERIES	LINE	BODY	ENGINE	TRANSMISSION
S = SPORT	D = DODGE	27 = 2-DR CONVERTIBLE	EWC = 8.3L V10 SFI Engine	DEC = 6-Speed Manual Transmission
X = SPECIAL		29 = SPECIALTY COUPE		

AR = use ase required - = Non illustrated part

Visors And Footrest  
Figure IZB-110

ITEM	PART NUMBER	QTY	LINE	SERIES	BODY	ENGINE	TRANS	TRIM	DESCRIPTION
1									VISOR
	0UZ101X7AB	1						*O0	Right
	0UZ111X7AB	1						*O0	Left
2	06507672AA	4							SCREW
-3	06507672AA	4							SCREW, .190-16x.500, Model 29 Visor screws not serviced, (NOT SERVICED)
-4	06507672AA	4							SCREW, [.164-18x.625], (NOT SERVICED)
5	04595749AA	1							LABEL, Air Bag Warning, English/French

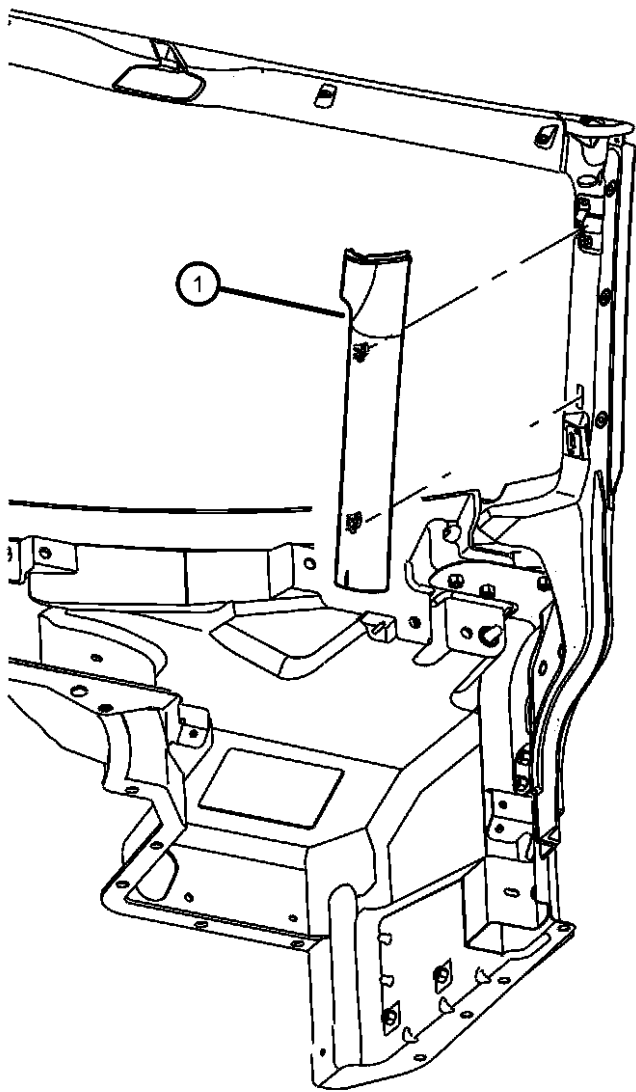


VIPER (ZB)				
SERIES	LINE	BODY	ENGINE	TRANSMISSION
S = SPORT	D = DODGE	27 = 2-DR CONVERTIBLE	EWC = 8.3L V10 SFI Engine	DEC = 6-Speed Manual Transmission
X = SPECIAL		29 = SPECIALTY COUPE		

AR = use ase required - = Non illustrated part

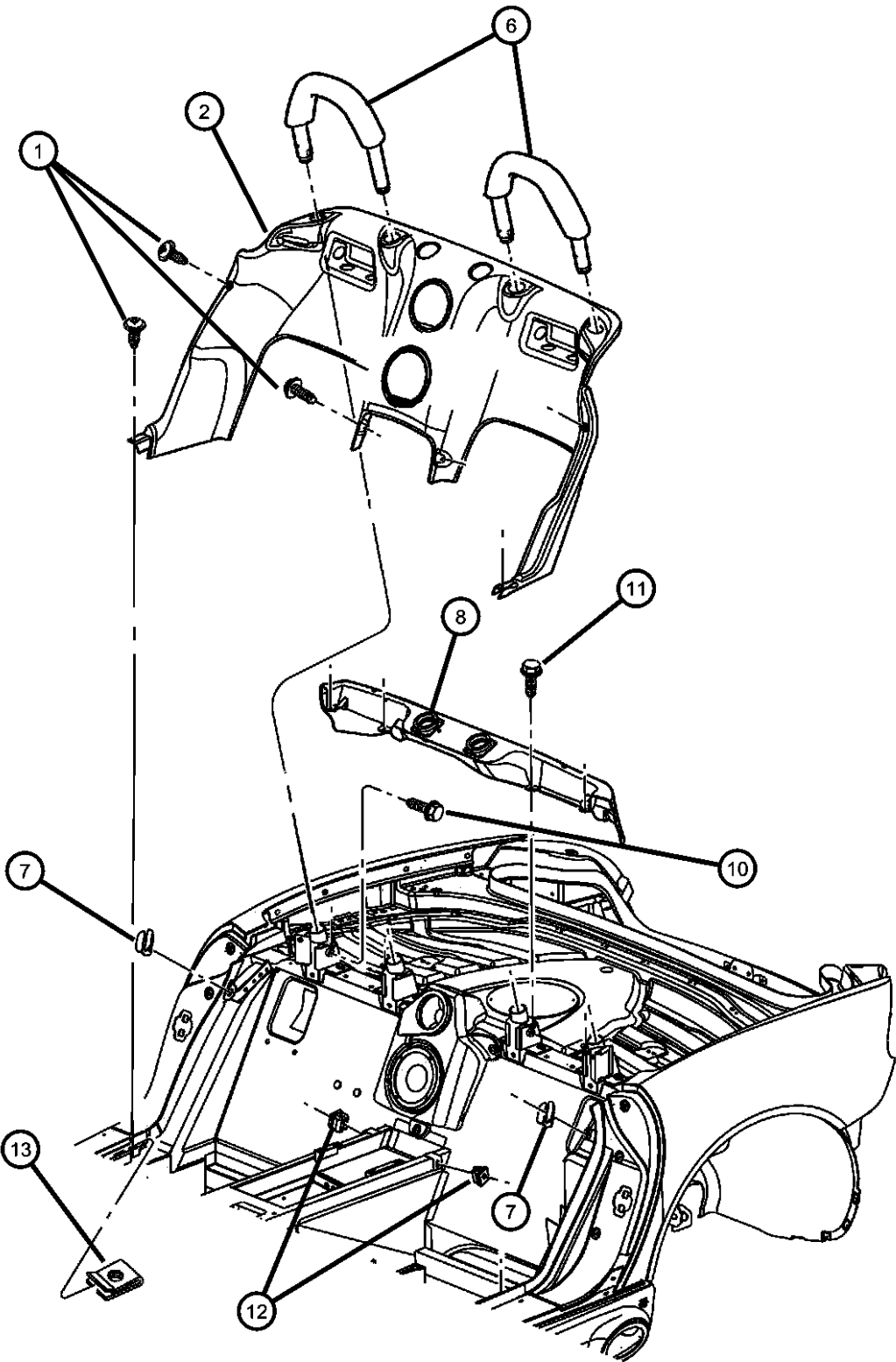
Molding Windshield  
Figure IZB-205

ITEM	PART NUMBER	QTY	LINE	SERIES	BODY	ENGINE	TRANS	TRIM	DESCRIPTION
1									MOLDING, Windshield Garnish
	0TR82RXFAB	1			27			*O0	Right
	0TR83RXFAB	1			27			*O0	Left
	1CF70DX9AA	1			29			*O0	Right
	1CF71DX9AA	1			29			*O0	Left



VIPER (ZB)				
SERIES	LINE	BODY	ENGINE	TRANSMISSION
S = SPORT	D = DODGE	27 = 2-DR CONVERTIBLE	EWC = 8.3L V10 SFI Engine	DEC = 6-Speed Manual Transmission
X = SPECIAL		29 = SPECIALTY COUPE		

Rear Bulkhead Panels  
Figure IZB-210



ITEM	PART NUMBER	QTY	LINE	SERIES	BODY	ENGINE	TRANS	TRIM	DESCRIPTION
1	00153754	2							SCREW, .190-16x1.00
2									PANEL, Bulkhead Trim
	OTS04DX9AB	1			27			*O0	Includes Screws, Grilles, and Panel
	1BH89DX9AB	1			29			*O0	
-3	05096017AA	1			27			*O0	PANEL, Bulkhead, Panel Only
-4	05093847AA	1						*O0	SCREW
-5	05093846AA	1			27			*O0	SCREW
6									SPORT HOOP, Bulkhead
	OTS38DX9AB	1			27			*O0	Right
	OTS39DX9AB	1			27			*O0	Left
7	06031869	2							NUT, Push, .19
8	05029072AB	1							PANEL, Bulkhead Trim, Includes Speaker, Panel, Screws and Nuts
-9	05096016AB	1							PANEL, Bulkhead Support, Panel Only
10	06101722	4			27				SCREW AND WASHER, Hex Head, M8x1.25x60
11	06102103AA	4							SCREW AND WASHER, Hex Head, M6x1x20
12	06032058	4							NUT, Snap In
13	00152493	2							NUT, Bulkhead Attaching

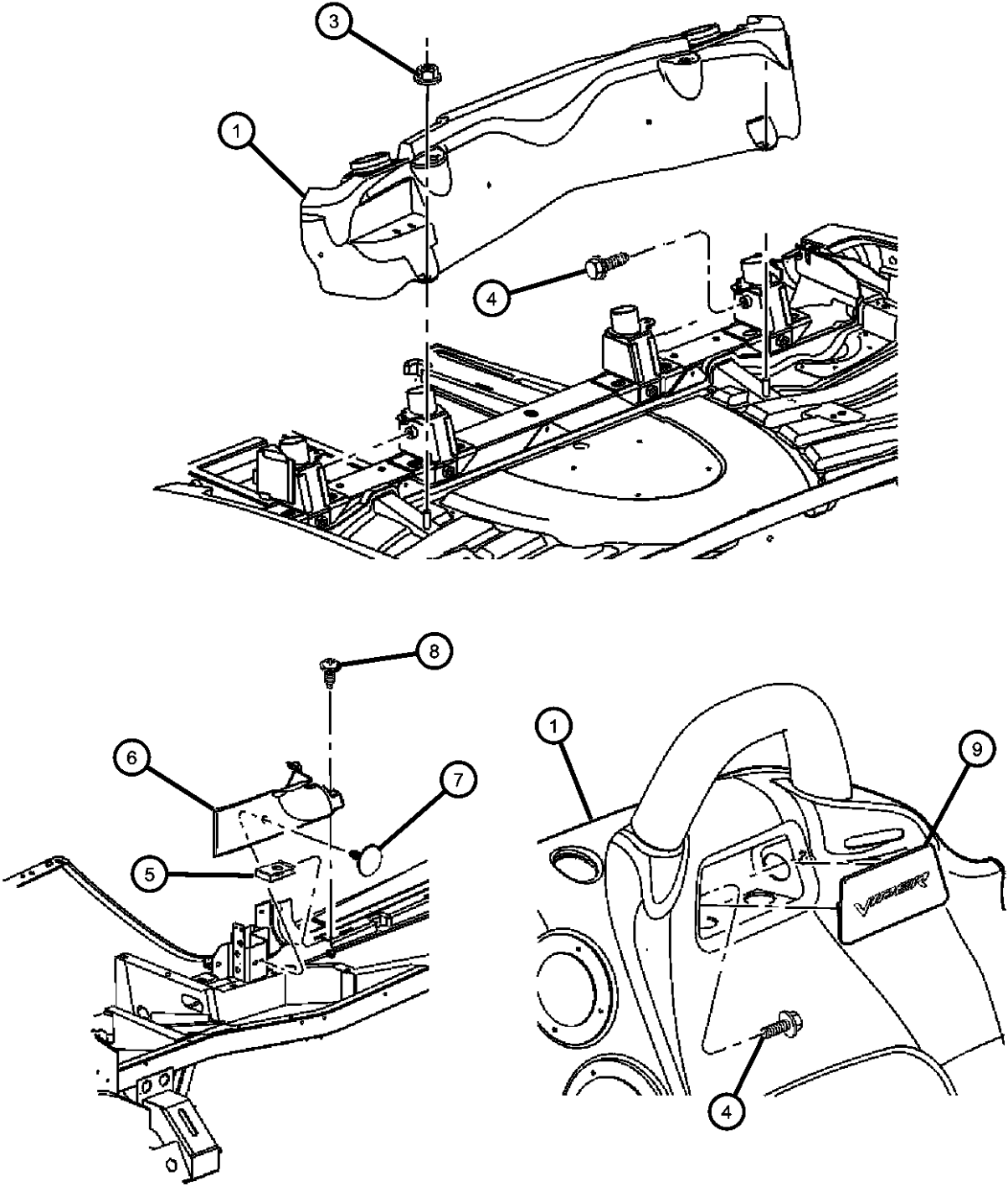
VIPER (ZB)							
SERIES	LINE	BODY	ENGINE	TRANSMISSION			
S = SPORT	D = DODGE	27 = 2-DR CONVERTIBLE	EWC = 8.3L V10 SFI Engine	DEC = 6-Speed Manual Transmission			
X = SPECIAL		29 = SPECIALTY COUPE					

Quarter, Cowl And Rear Bulkhead Attaching Panels  
Figure IZB-215

ITEM	PART NUMBER	QTY	LINE	SERIES	BODY	ENGINE	TRANS	TRIM	DESCRIPTION
------	-------------	-----	------	--------	------	--------	-------	------	-------------

NOTE: Sales Code  
[SDP] = Service Dealer Paint

1	05029072AB	1							PANEL, Bulkhead Trim, Includes Speakers, Panel, Screws and Nuts
-2	05096016AB	1							PANEL, Bulkhead Support, Panel Only
3	06101968	2							NUT, M6x1.00
4	06101722	4			27				SCREW AND WASHER, Hex Head, M8x1.25x60
5	06101722	4							NUT, For [.190-16] Screw, (NOT SERVICED)
6									PANEL, Cowl Side Trim
	0UR52DX9AA	1						*O0	Right
	0UR53DX9AA	1						*O0	Left
7	5DV62DX9	3						*O0	FASTENER, Trim Panel Attaching
8	5DV62DX9	3							SCREW, Tap Hex Flange Head, .190-16x1.0, (NOT SERVICED)
9									COVER, Bulkhead
	0XK36DX9AA	1						*O0	Right
	0XK37DX9AA	1						*O0	Left
-10	05029058AA	2			27				BRACKET, Close-Out
-11	05093696AA	1			27				SCREW
-12	06508700AA	2			29				NUT



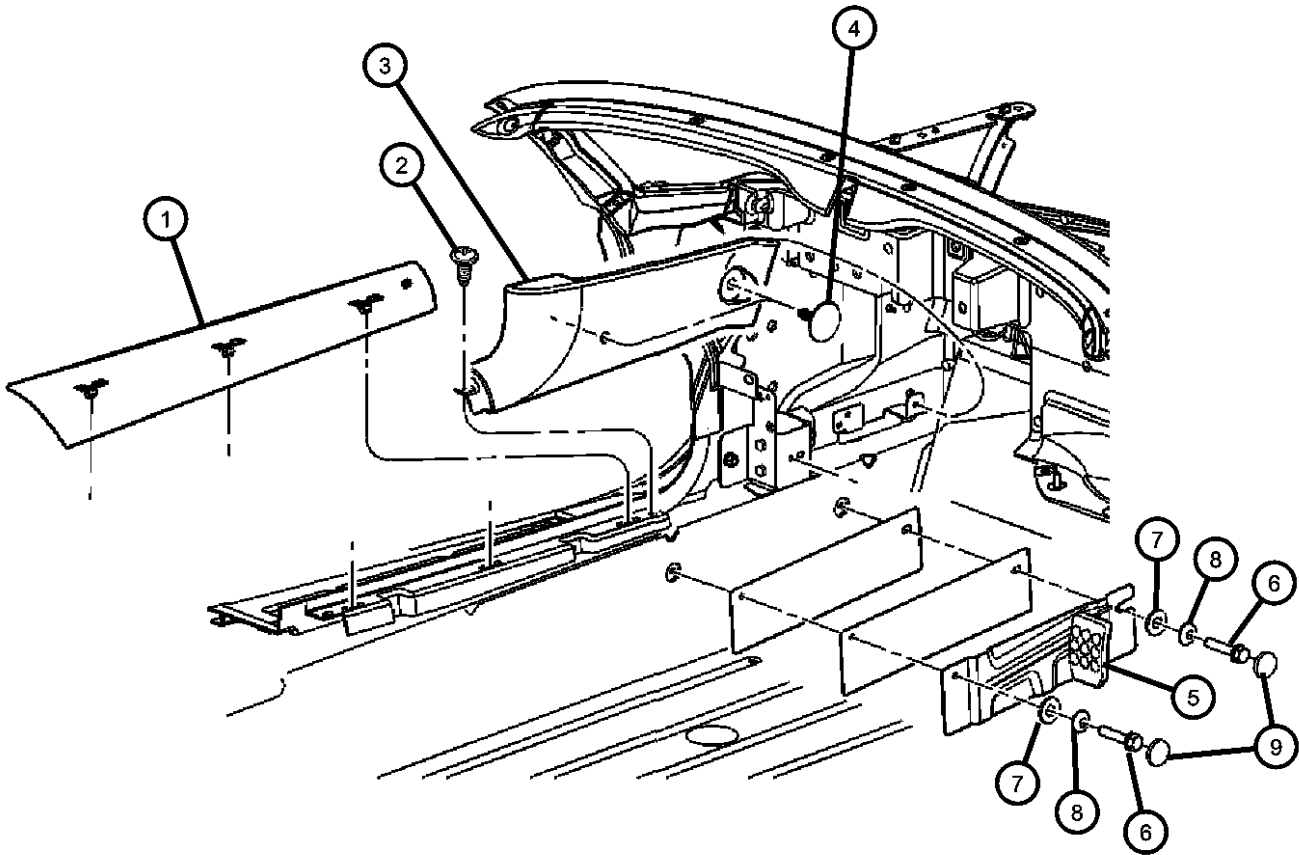
VIPER (ZB)		BODY		ENGINE	TRANSMISSION
SERIES	LINE				
S = SPORT	D = DODGE	27 = 2-DR CONVERTIBLE	EWC = 8.3L V10 SFI Engine	DEC = 6-Speed Manual Transmission	
X = SPECIAL		29 = SPECIALTY COUPE			

AR = use ase required - = Non illustrated part

2006 ZB

Door Sill Scuff Plate, & Footrest  
Figure IZB-220

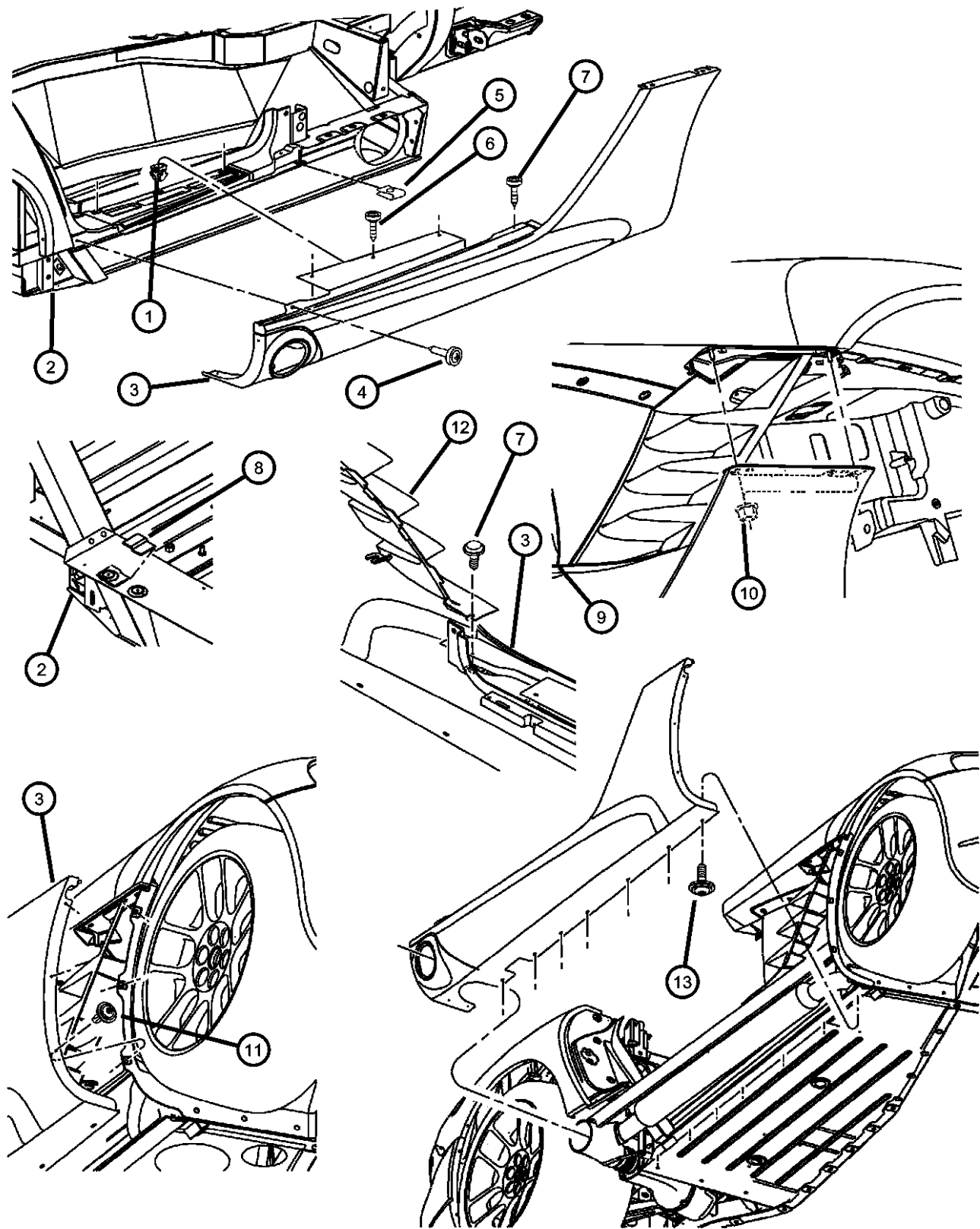
ITEM	PART NUMBER	QTY	LINE	SERIES	BODY	ENGINE	TRANS	TRIM	DESCRIPTION
1									SILL COVER, Interior
	0TR88DX9AC	1						*O0	Right
	0TR89DX9AC	1						*O0	Left
2	00153754	6							SCREW, .190-16x1.00
3	00153754	6							PANEL, Reference - See Ill. 215, (NOT REQUIRED)
4	5DV62DX9	3						*O0	FASTENER, Trim Panel Attaching
5	04865929AD	1							FOOTREST
6	06101630	2							SCREW, Footrest Attach
7	05290365AB	2							WASHER
8	05290332AA	2							RETAINER
9	05290331AB	2							CAP



VIPER (ZB)				
SERIES	LINE	BODY	ENGINE	TRANSMISSION
S = SPORT	D = DODGE	27 = 2-DR CONVERTIBLE	EWC = 8.3L V10 SFI Engine	DEC = 6-Speed Manual Transmission
X = SPECIAL		29 = SPECIALTY COUPE		

AR = use ase required - = Non illustrated part

Panel - Sill Outer  
Figure IZB-225



ITEM	PART NUMBER	QTY	LINE	SERIES	BODY	ENGINE	TRANS	TRIM	DESCRIPTION
Note: (P.A.R.) = Paint As Required									
1	05290331AB	2							WASHER, Flat, [ID 13.07 OD 48.00 THK 3.50], (NOT SERVICED)
2	05290331AB	2							FRAME, Reference, (NOT REQUIRED)
3									PANEL, Sill
	05086368AD	1							Right
	05086369AD	1							Left
4	06501067	2							PIN, Push, M6.3x20.5, Sill To Rear Quarter Panel
5	06501067	2							NUT/SPRING, "U" 1 THD, Barb, For [.164-18] Screw, (NOT SERVICED)
6	06035625	8							SCREW, Sill Door Surround
7	06035625	8							SCREW, [.164-18x.750], (NOT SERVICED)
8									ISOLATOR
	05029718AA	1							Right
	05029719AA	1							Left
9	05029719AA	1							FENDER, Reference, (NOT REQUIRED)
10	06102126AA	4							NUT AND WASHER, Hex, M6x1.0
11	06507453AA	6							BOLT AND RETAINER, M6.35x12.70, Sill Panel to Splash Shield Attaching
12	06507453AA	6							FENDER, Grille - Reference, (NOT REQUIRED)
13	06102132AA	7							SCREW, Hex Head, M6x1x20

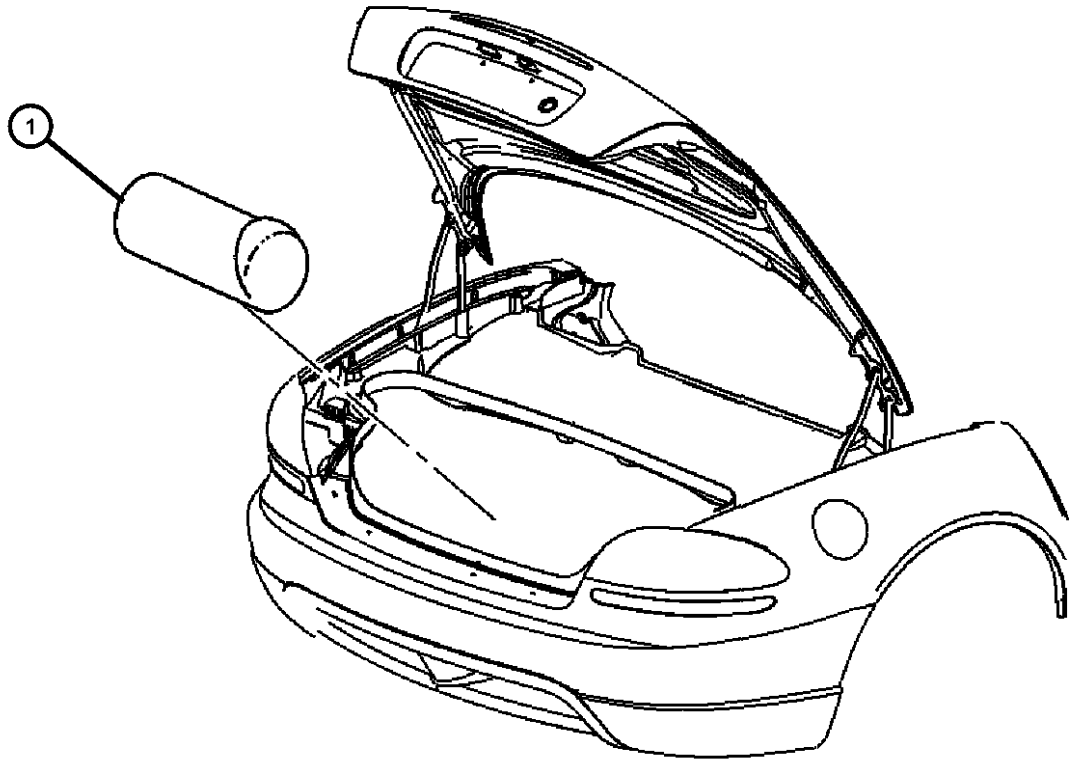
VIPER (ZB)					
SERIES	LINE	BODY	ENGINE	TRANSMISSION	
S = SPORT	D = DODGE	27 = 2-DR CONVERTIBLE	EWC = 8.3L V10 SFI Engine	DEC = 6-Speed Manual Transmission	
X = SPECIAL		29 = SPECIALTY COUPE			

AR = use ase required - = Non illustrated part



Tonneau Cover  
Figure IZB-230

ITEM	PART NUMBER	QTY	LINE	SERIES	BODY	ENGINE	TRANS	TRIM	DESCRIPTION
1	0WX03DX9AA	1			27				COVER, Tonneau

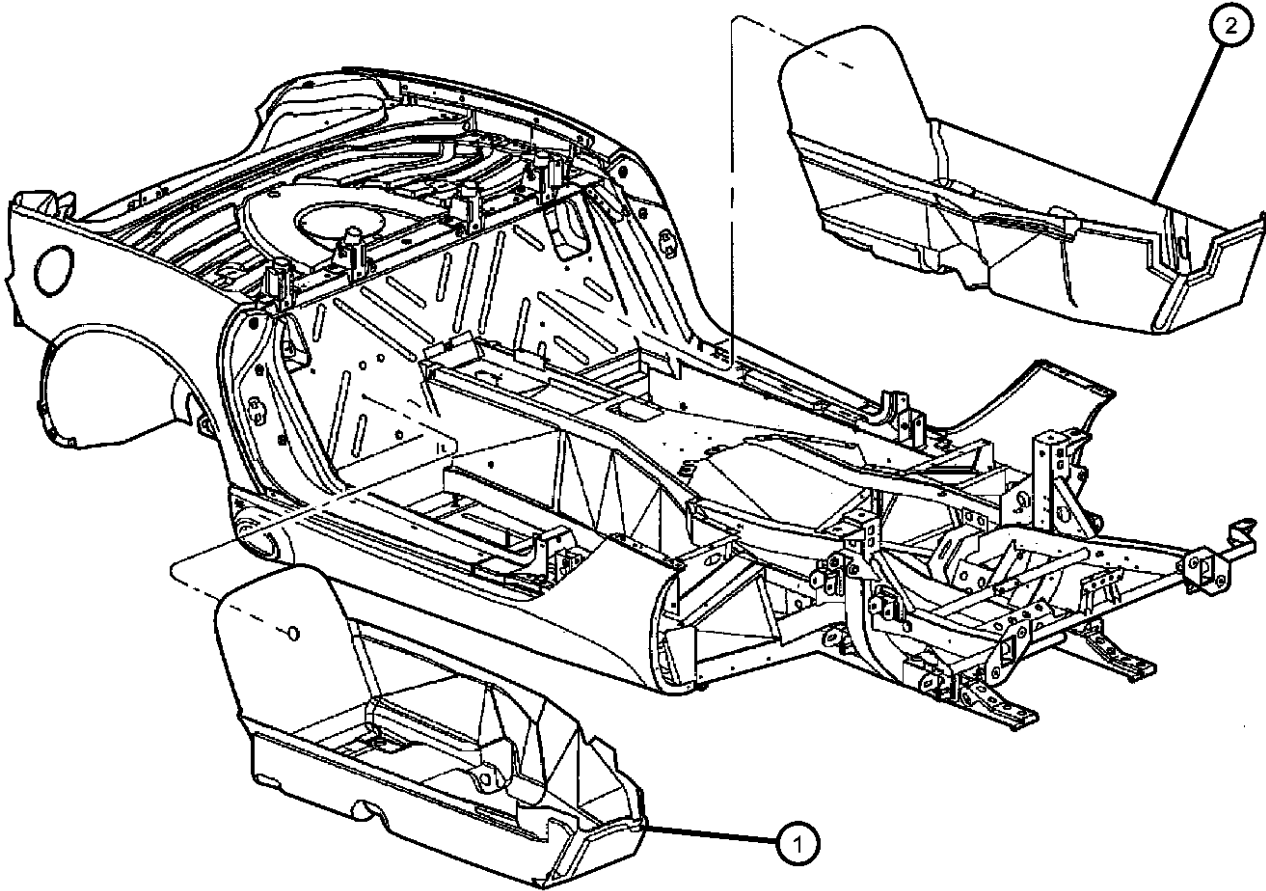


VIPER (ZB)				
SERIES	LINE	BODY	ENGINE	TRANSMISSION
S = SPORT	D = DODGE	27 = 2-DR CONVERTIBLE	EWC = 8.3L V10 SFI Engine	DEC = 6-Speed Manual Transmission
X = SPECIAL		29 = SPECIALTY COUPE		

Carpet Front  
Figure IZB-310

ITEM	PART NUMBER	QTY	LINE	SERIES	BODY	ENGINE	TRANS	TRIM	DESCRIPTION
------	----------------	-----	------	--------	------	--------	-------	------	-------------

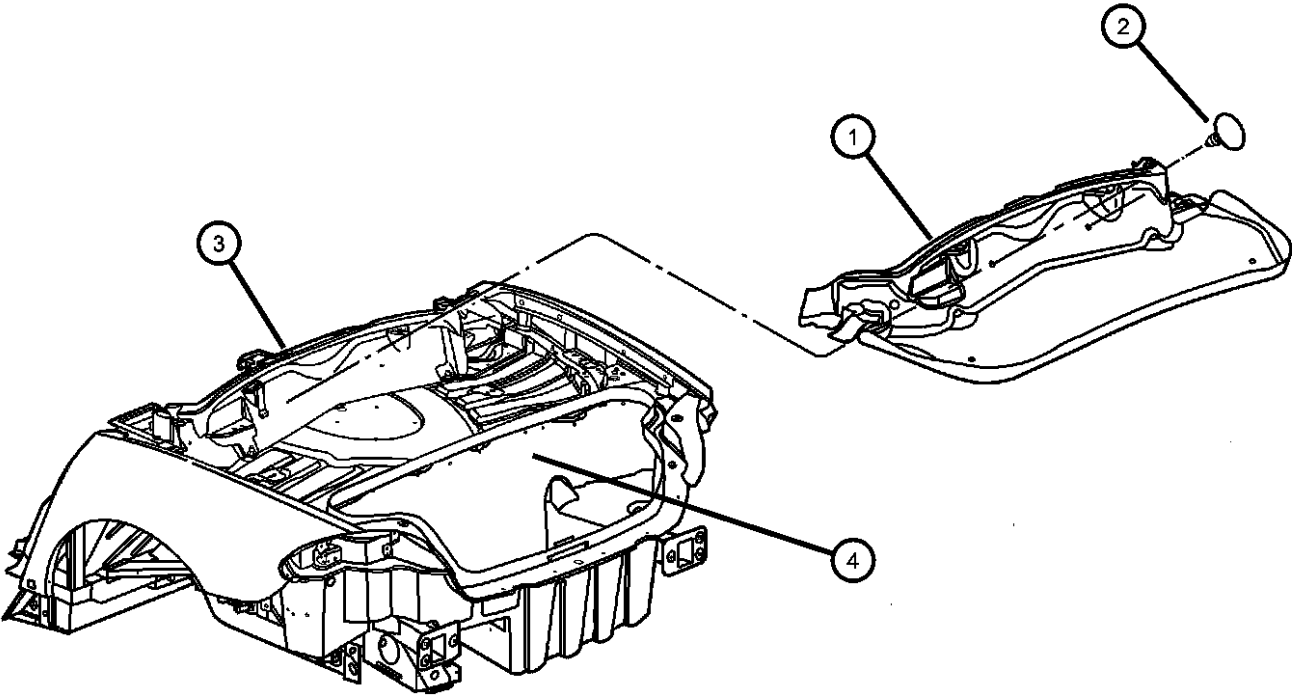
Sales Code									
[CLL] = Floor Mats - Luxury									
1	0TU02DX9AC	1						*O0	CARPET, Front FloorRight
2	0TU03DX9AD	1						*O0	CARPET, Front FloorLeft
-3	0TU03DX9AD	1							PAD, Foot Rest, (NOT SERVICED)
-4	05029434AA	3							INSULATOR
-5	05029435AA	1						*O0	INSULATOR, Floor carpet It
-6									MAT KIT, Floor - Front
	05030134AA	1							With [CLL]
	05030449AA	1					29		



VIPER (ZB)				
SERIES	LINE	BODY	ENGINE	TRANSMISSION
S = SPORT	D = DODGE	27 = 2-DR CONVERTIBLE	EWC = 8.3L V10 SFI Engine	DEC = 6-Speed Manual Transmission
X = SPECIAL		29 = SPECIALTY COUPE		

Carpet Rear - Slingwell  
Figure IZB-315

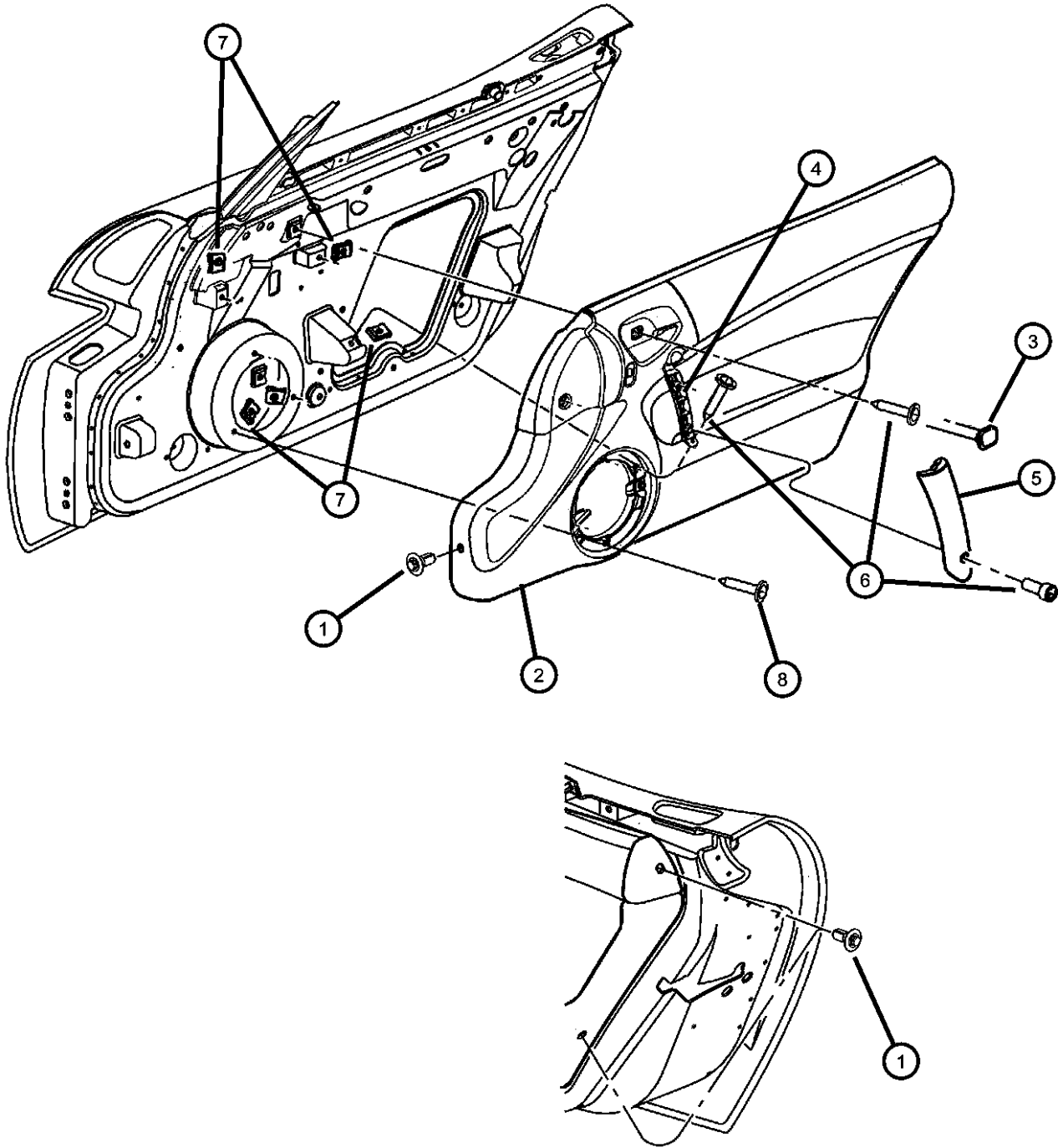
ITEM	PART NUMBER	QTY	LINE	SERIES	BODY	ENGINE	TRANS	TRIM	DESCRIPTION
1									SLINGWELL, Folding Top
	0TU06VXLAB	1			27			*O0	
	1BK20VXLAA	1			29			*O0	
2	5DV62DX9	4						*O0	FASTENER, Trim Panel Attaching, Carpet Attaching
3	5DV62DX9	4							PANEL, Bulkhead Trim Rear, Reference, (NOT SERVICED)
4									TRAY KIT, Cargo - Flexible
	05029825AA	2							Right & Left
	05029836AD	1							Rear Wall
	05029837AB	1							Floor



VIPER (ZB)				
SERIES	LINE	BODY	ENGINE	TRANSMISSION
S = SPORT	D = DODGE	27 = 2-DR CONVERTIBLE	EWC = 8.3L V10 SFI Engine	DEC = 6-Speed Manual Transmission
X = SPECIAL		29 = SPECIALTY COUPE		

AR = use ase required - = Non illustrated part

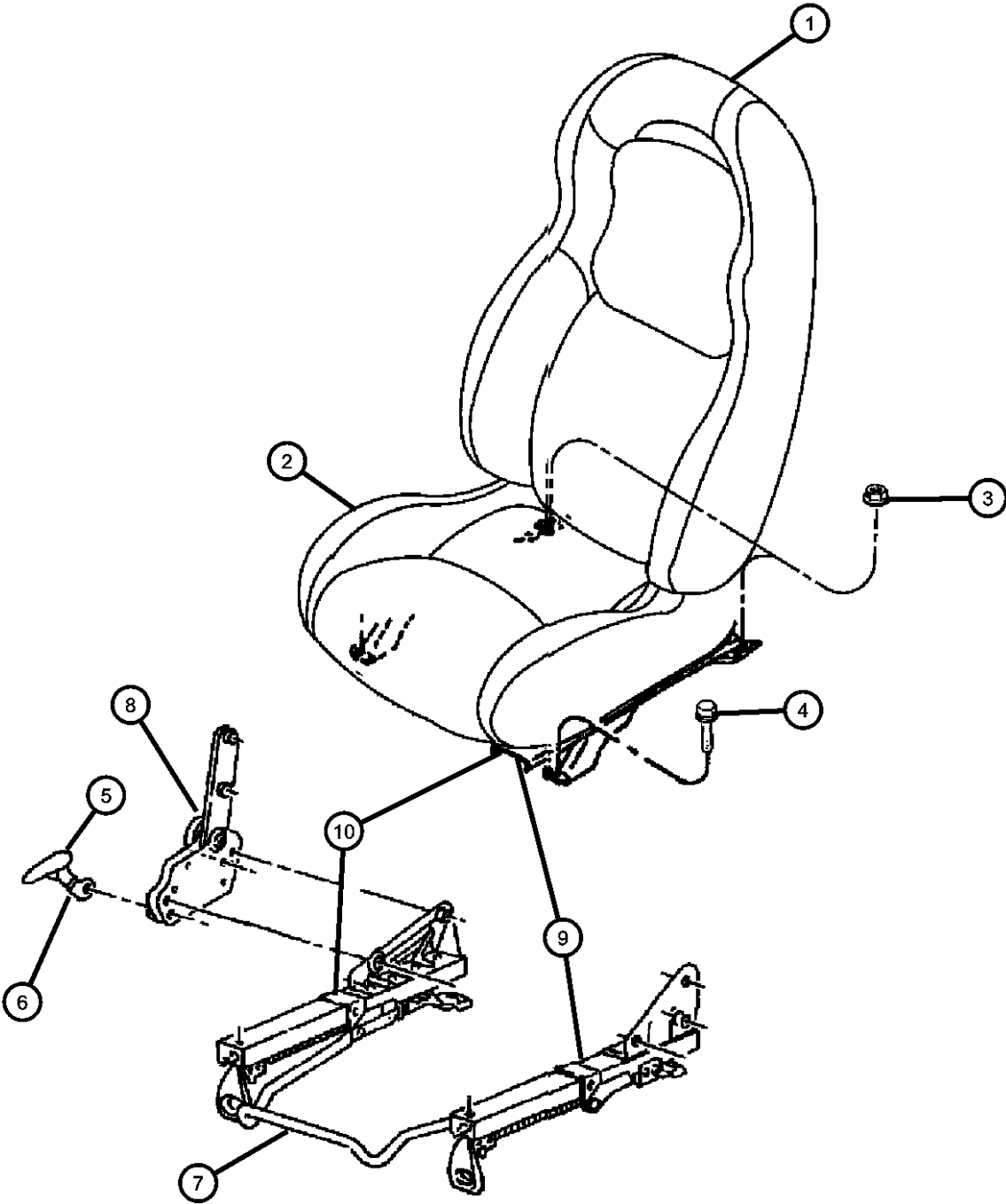
Door Panel  
Figure IZB-410



ITEM	PART NUMBER	QTY	LINE	SERIES	BODY	ENGINE	TRANS	TRIM	DESCRIPTION
1	5GC71DX9AA	6						*O0	FASTENER, Push Pin
2									PANEL, Door Trim Front
	0XC871X9AB	1						*O0	[X9], Left
	0XC921X9AB	1						*O0	[X9], Right
3	0LE82RX9	2						*O0	CAP, Pull Cup Screw Cover
4									HANDLE
	05083950AB	1						*O0	Right
	05096019AB	1						*O0	Left
5									APPLIQUE, Door
	0UA36SZ6AA	1						*O0	Right, Grab Handle
	0UA37SZ6AA	1						*O0	Left, Grab Handle
6	06036430AA	2							SCREW, Attaching, Grab Handle
7	06036430AA	2							NUT/SPRING, "U" 1 THD, .190-16, (NOT SERVICED)
8	00153754	14							SCREW, .190-16x1.00, Door Panel Attaching
-9	05083940AA	1						*O0	BRACKET, Speaker

VIPER (ZB)					
SERIES	LINE	BODY	ENGINE	TRANSMISSION	
S = SPORT	D = DODGE	27 = 2-DR CONVERTIBLE	EWC = 8.3L V10 SFI Engine	DEC = 6-Speed Manual Transmission	
X = SPECIAL		29 = SPECIALTY COUPE			

Seat, Front  
Figure IZB-510



ITEM	PART NUMBER	QTY	LINE	SERIES	BODY	ENGINE	TRANS	TRIM	DESCRIPTION
1	0XD051X9AA	1						*CL	SEAT BACK, Front
	1CW781X9AA	1						*GL	[X9], Right & Left
2	0XD011X9AA	1						*GL	CUSHION, Front Seat
		1						*CL	[X9], Left
	0XD021X9AA	1						*GL	[X9], Right
		1						*CL	[X9], Right
3	06101761	4							NUT, Coned Washer, M10 x 1.50
4	06503675	4							SCREW AND WASHER, Hex Head, M10x1.5x40
5	05018530AA	1						*GL	HANDLE, FOLD FLAT
6	05018529AA	1						*GL	HANDLE, Recliner
7	05093210AA	1						*GL	TOWEL BAR, Seat Adjuster Handle
		1						*CL	
8	05093212AA	1						*GL	RECLINER, Seat Back
		1						*CL	Right, Outboard
		1						*GL	Right, Inboard
		1						*CL	Right, Inboard
		1						*GL	Left, Inboard
		1						*CL	Left, Inboard
		1						*GL	Left, Outboard
		1						*CL	Left, Outboard
9	05136013AA	1						*GL	TRACK ASSY, TRACK ASSY-LH
		1						*CL	
10	05136014AA	1						*GL	TRACK ASSY, TRACK ASSY-RH
		1						*CL	

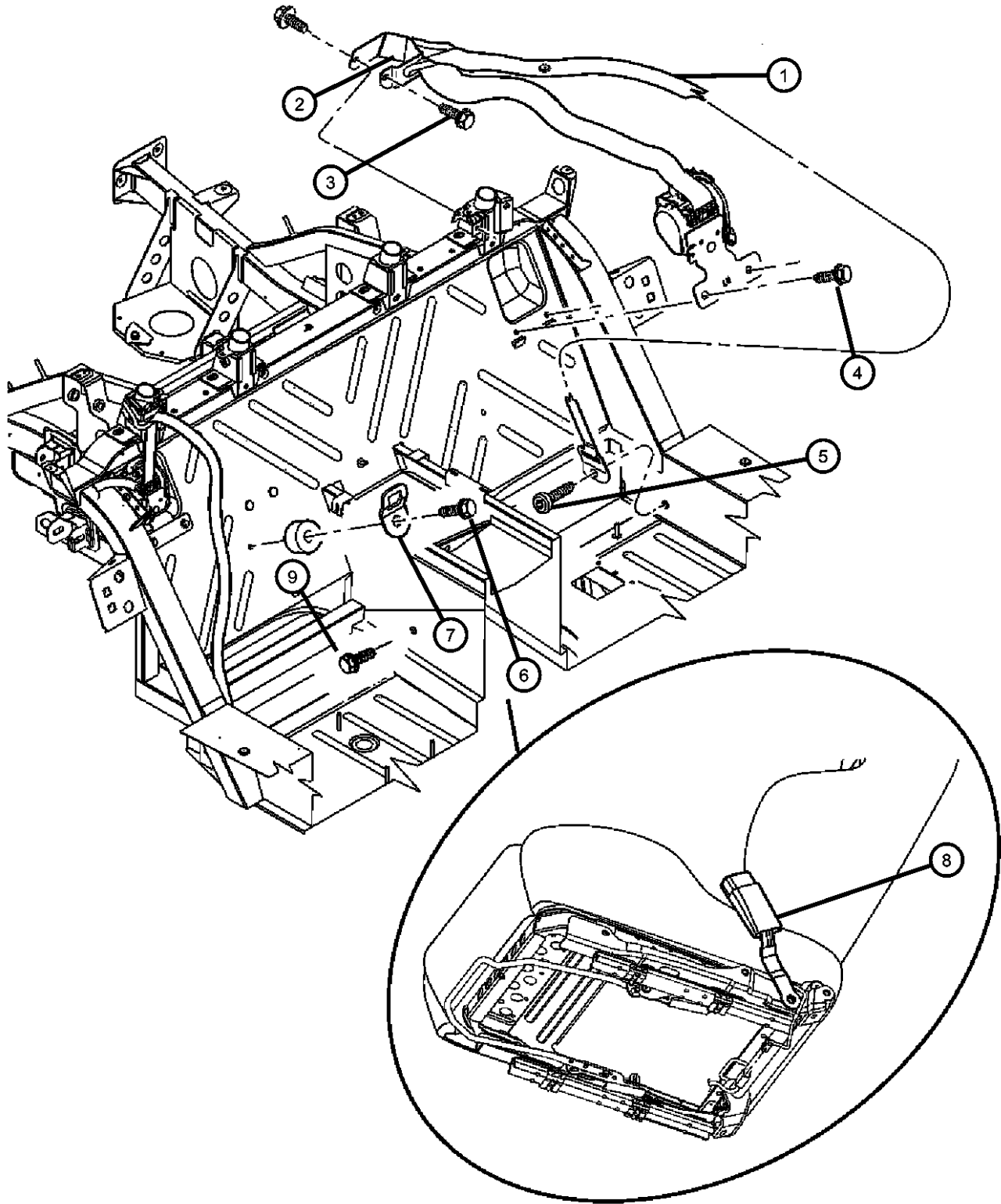
VIPER (ZB)  
SERIES                      LINE  
S = SPORT                  D = DODGE  
X = SPECIAL

BODY  
27 = 2-DR CONVERTIBLE  
29 = SPECIALTY COUPE

ENGINE  
EWC = 8.3L V10 SFI Engine

TRANSMISSION  
DEC = 6-Speed Manual Transmission

Belts - Front  
Figure IZB-710

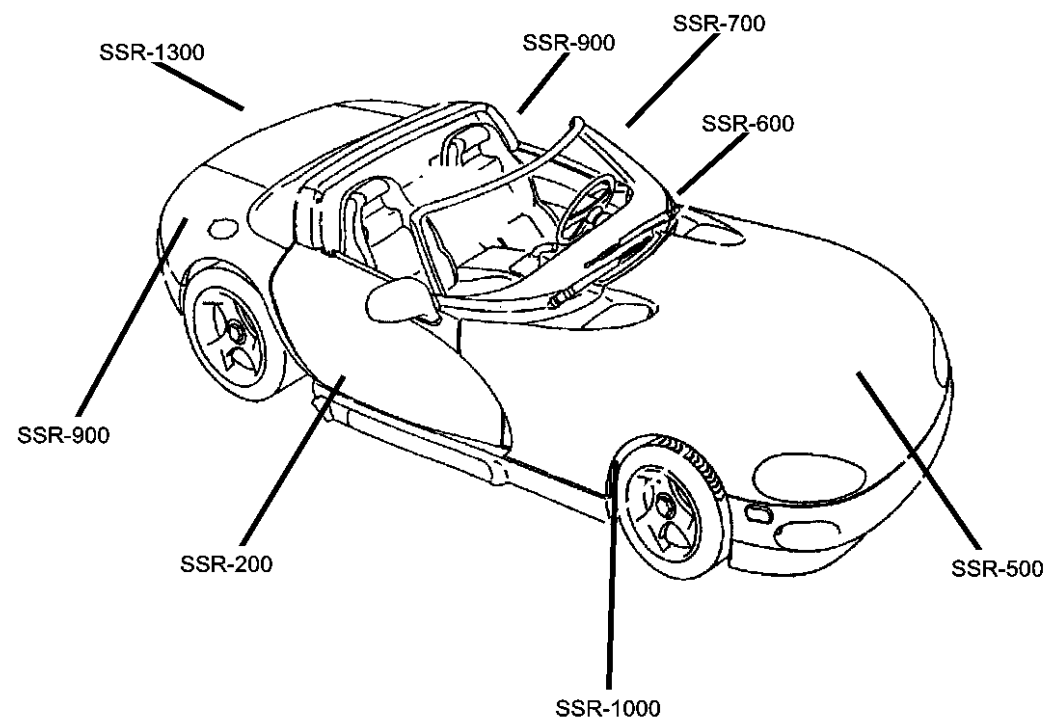


ITEM	PART NUMBER	QTY	LINE	SERIES	BODY	ENGINE	TRANS	TRIM	DESCRIPTION
1	0UB651X9AF	1						*O0	SEAT BELT, Front Without [CGK], Left
	1BD961X9AA	1						*O0	Without [CGK], Right
	1BW601X9AA	1						*O0	With [CGK], Right
	1BW611X9AA	1						*O0	With [CGK], Left
2	05029126AC	1							TURNING LOOP, Seat Belt Right
	05029127AC	1							Left
3	06100583	4							SCREW AND WASHER, Hex Head, M8x1.25x25
4	06503571	4							SCREW AND WASHER, M10x1.50x35
5	06036512AA	2							SCREW, Pan Head, .437-20x1.375, To Frame Tunnel, Seat Belt
6	06100583	1							SCREW AND WASHER, Hex Head, M8x1.25x25
7	05029290AA	1							PLATE, Child Tether Anchor
8	0TQ881X9AC	1						*CL	SEAT BELT, Buckle Half [X9]
		1						*GL	[X9]
9	06036547AA	2							SCREW


VIPER (ZB)								
SERIES	LINE		BODY		ENGINE		TRANSMISSION	
S = SPORT	D = DODGE		27 = 2-DR CONVERTIBLE		EWC = 8.3L V10 SFI Engine		DEC = 6-Speed Manual Transmission	
X = SPECIAL			29 = SPECIALTY COUPE					

# Group - SZB

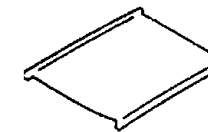
## Body Sheet Metal Except Doors




**SZB-1000**  
Splash Shields



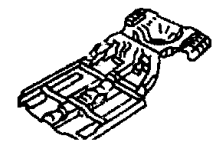
**SZB-1100**  
Roof - Hard & Folding Top



**SZB-1300**  
Deck Lid




**SZB-200**  
Floor Pan




**SZB-400**  
Fender



**SZB-500**  
Hood & Hood Release



**SZB-600**  
Cowl and Dash Panel



**SZB-700**  
Glass, Windshield, Backlite, Mirror



**SZB-900**  
Quarter Panel



Group - SZB Body Sheet Metal Except Doors

Illustration TitleGroup-Fig. No.

Floor Pan

Floor Pan .....	Fig. SZB - 205
Floor Pan - Sport Hoop Mounting.....	Fig. SZB - 210
Floor Pan - Attaching Parts.....	Fig. SZB - 215
Pan - Trunk .....	Fig. SZB - 220

Fender

Front Fender & Attaching Parts .....	Fig. SZB - 405
Front Fender.....	Fig. SZB - 410
Fender Shield.....	Fig. SZB - 420
Shields - Splash .....	Fig. SZB - 425
Loose Panels .....	Fig. SZB - 430

Hood & Hood Release

Hood .....	Fig. SZB - 510
Hood Silencer .....	Fig. SZB - 515
Hood Sealer .....	Fig. SZB - 520

Cowl and Dash Panel

Dash Panel .....	Fig. SZB - 610
Cowl Panel.....	Fig. SZB - 615

Glass, Windshield, Backlite, Mirror

Panel - Windshield Surround.....	Fig. SZB - 705
Glass Windshield, Frame And Mirror (Convertible).....	Fig. SZB - 710

Quarter Panel

Quarter Panel - Rear.....	Fig. SZB - 910
Panel - Tail Lamp.....	Fig. SZB - 920
Loose Panels .....	Fig. SZB - 930

Splash Shields

Weatherstrips.....	Fig. SZB - 1010
Shields - Rear Wheelhouse .....	Fig. SZB - 1020

Roof - Hard & Folding Top

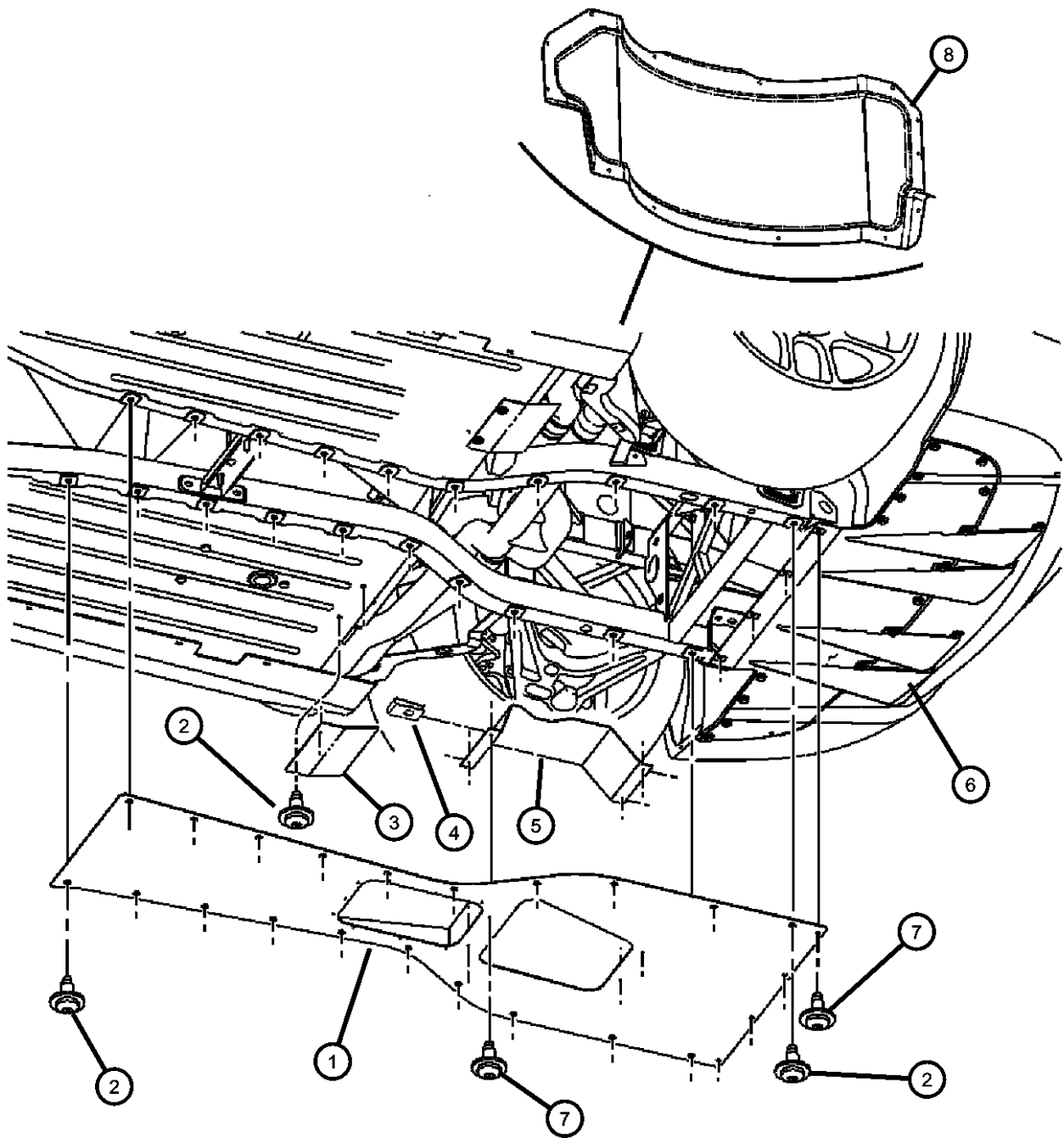
Roof Panel - 29 Body .....	Fig. SZB - 1105
Folding Top - 27 Body .....	Fig. SZB - 1110
Folding Top - Attaching Parts - 27 Body.....	Fig. SZB - 1115

Deck Lid

Lifgate - 29 Body .....	Fig. SZB - 1310
Deck Lid - 27 Body.....	Fig. SZB - 1320
Fuel Filler Door .....	Fig. SZB - 1330



Floor Pan  
Figure SZB-205

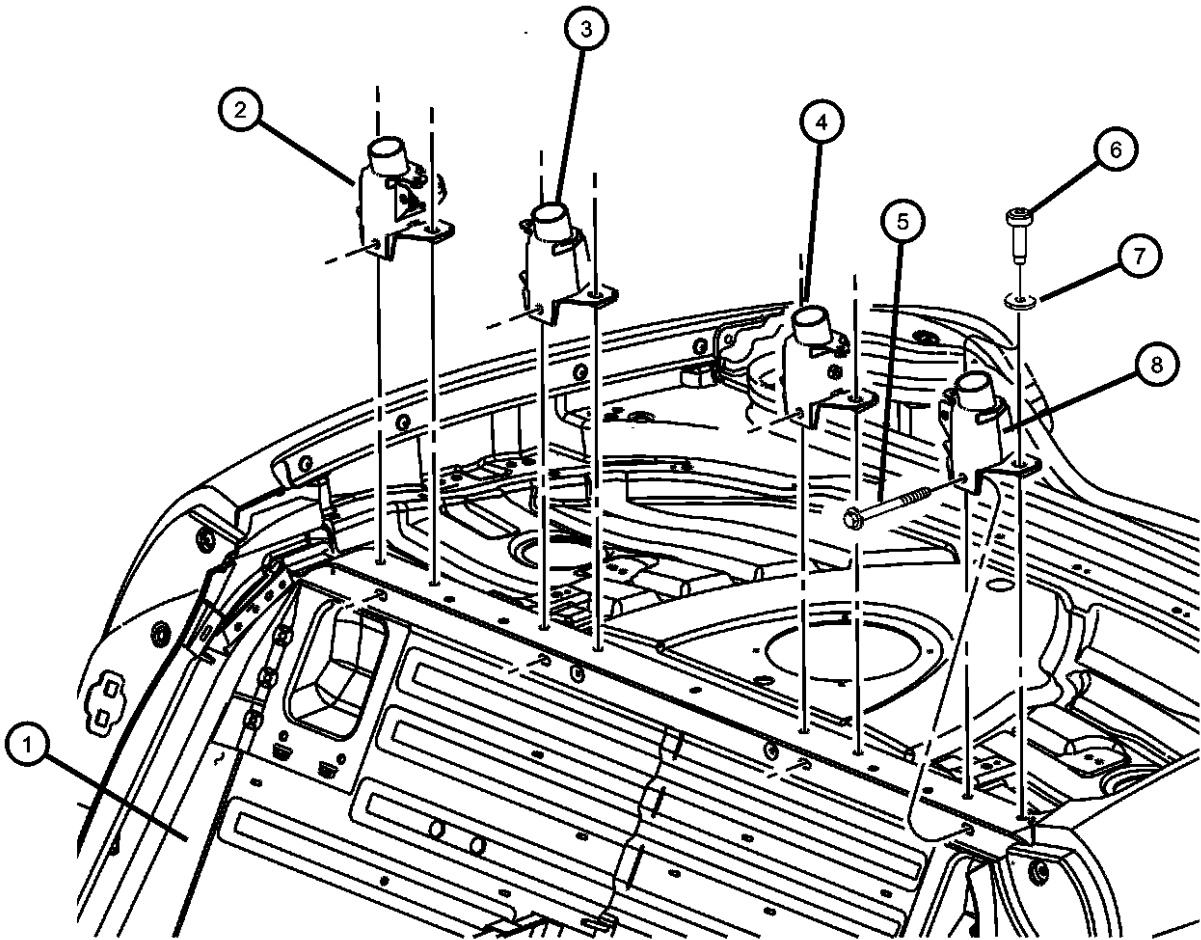


ITEM	PART NUMBER	QTY	LINE	SERIES	BODY	ENGINE	TRANS	TRIM	DESCRIPTION
1	05290078AE	1							BELLY PAN, Rear
2	06505070AA	20							SCREW, Pan Head, Rear Belly Pan To Frame
3	05290221AB	2							EXTENSION, Floor Pan
4	00152493	4							NUT, Heat Shield to Rear Pan
5	05290247AA	1							SHIELD, Heat
6	05290137AD	1							BELLY PAN, Extension Rear
7	06035625	4							SCREW, [.190-16x.750]
8	05136832AA	1			27				PANEL, Fuel Tank Close Out, Service Repair Panel

VIPER (ZB)				
SERIES	LINE	BODY	ENGINE	TRANSMISSION
S = SPORT	D = DODGE	27 = 2-DR CONVERTIBLE	EWC = 8.3L V10 SFI Engine	DEC = 6-Speed Manual Transmission
X = SPECIAL		29 = SPECIALTY COUPE		

AR = use ase required - = Non illustrated part

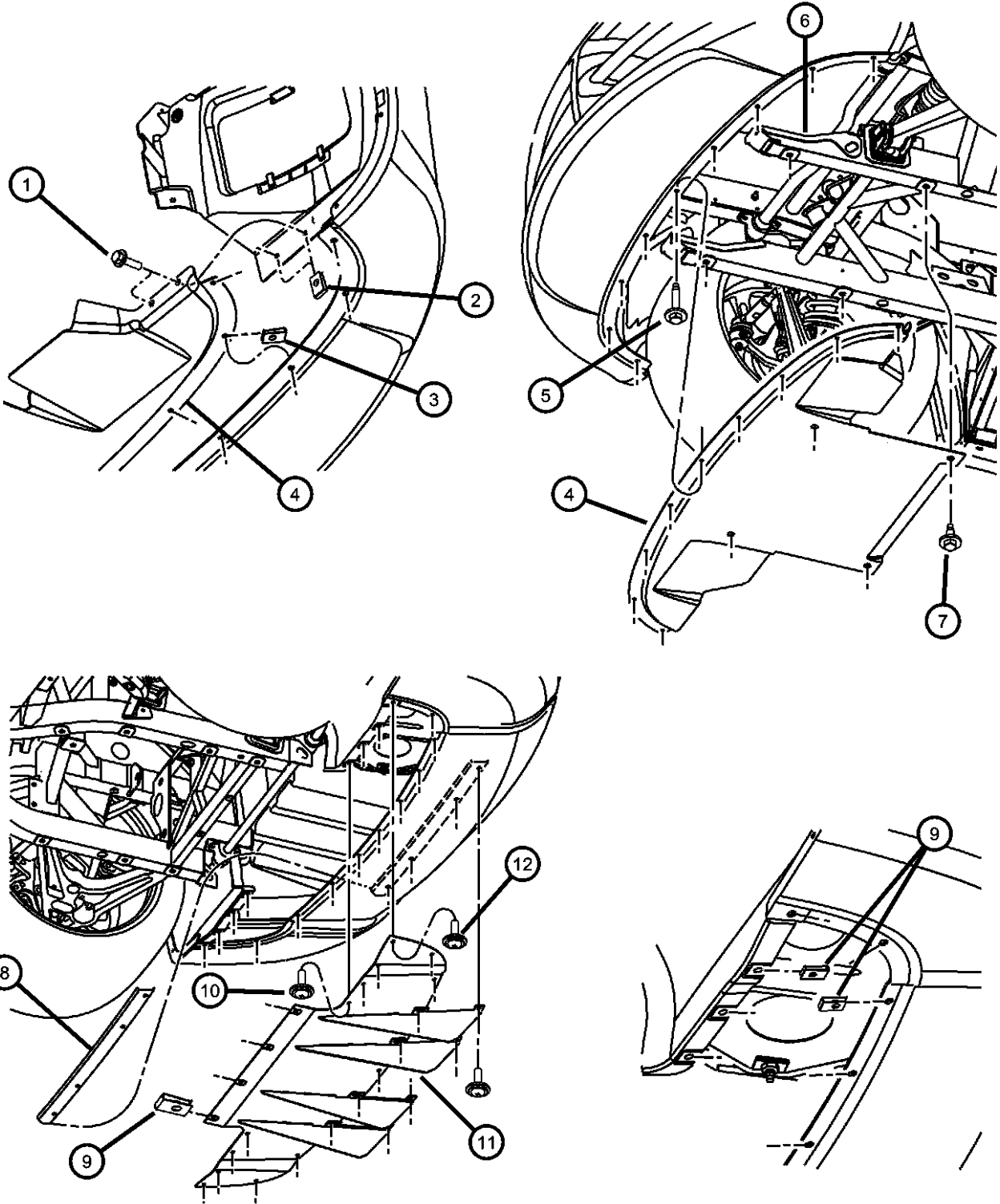
Floor Pan - Sport Hoop Mounting  
Figure SZB-210



ITEM	PART NUMBER	QTY	LINE	SERIES	BODY	ENGINE	TRANS	TRIM	DESCRIPTION
1	05136832AA	1							FRAME, Reference, (NOT REQUIRED)
2	05290108AA	1			27				BRACKET, Sport Hoop Mounting
3	05290048AA	1			27				BRACKET, Sport Hoop Mounting
4	05290049AA	1			27				BRACKET, Sport Hoop Mounting
5	06102122AA	4							BOLT
6	06034383	8							SCREW, Pan Head, .437-20x1.5
7	06506890AA	2							WASHER, Flat
8	05290109AA	1			27				BRACKET, Sport Hoop Mounting

VIPER (ZB)				
SERIES	LINE	BODY	ENGINE	TRANSMISSION
S = SPORT	D = DODGE	27 = 2-DR CONVERTIBLE	EWC = 8.3L V10 SFI Engine	DEC = 6-Speed Manual Transmission
X = SPECIAL		29 = SPECIALTY COUPE		

Floor Pan - Attaching Parts  
Figure SZB-215

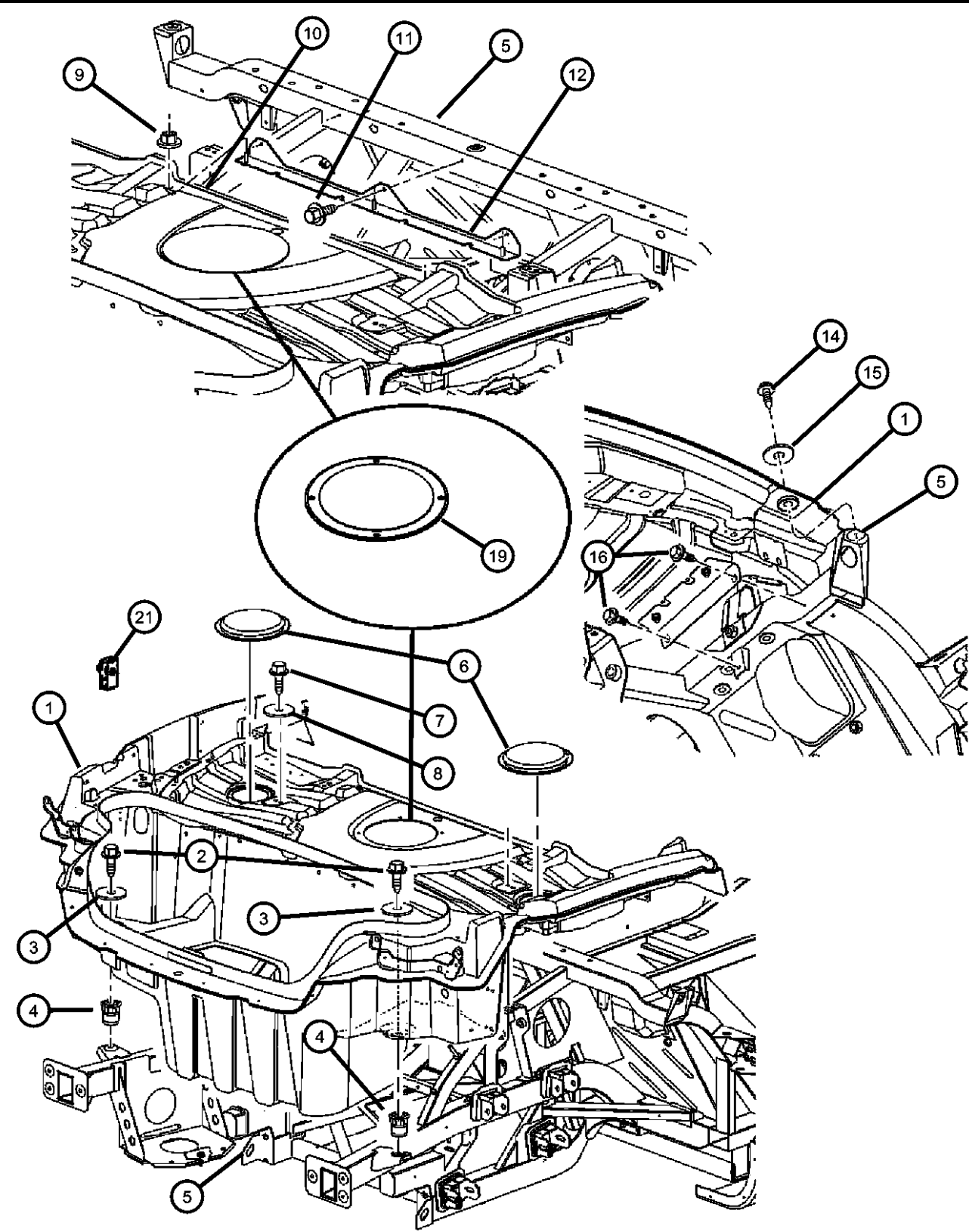


ITEM	PART NUMBER	QTY	LINE	SERIES	BODY	ENGINE	TRANS	TRIM	DESCRIPTION
1	06035625	4							SCREW, [.190-16x.750], Front Extension to Headlamp Bracket
2	06504118	8							U-NUT, M6 x 1.00, M6x1.00
3	00152493	9							NUT, To Fascia, Front, Extension
4	05290136AD	1							BELLY PAN, Extension Front
5	06035625	9							SCREW, [.190-16x.750]
6	06035625	9							FRAME, Reference, (NOT REQUIRED)
7	06505070AA	4							SCREW, Pan Head, Front Belly Pan Extension To Frame
8	05290246AB	1							PLATE, Fascia
9	00152493	4							NUT, Belly Pan to Rear Extension, Rear
10	06035625	6							SCREW, [.190-16x.750]
11	05290137AD	1							BELLY PAN, Extension Rear
12	06035625	11							SCREW, [.190-16x.750]
-13									REINFORCEMENT, Trunk Pan
	05029233AA	2				27			
		2				29			

VIPER (ZB)					
SERIES	LINE	BODY	ENGINE	TRANSMISSION	
S = SPORT	D = DODGE	27 = 2-DR CONVERTIBLE	EWC = 8.3L V10 SFI Engine	DEC = 6-Speed Manual Transmission	
X = SPECIAL		29 = SPECIALTY COUPE			

AR = use ase required - = Non illustrated part

Pan - Trunk  
Figure SZB-220



ITEM	PART NUMBER	QTY	LINE	SERIES	BODY	ENGINE	TRANS	TRIM	DESCRIPTION
------	-------------	-----	------	--------	------	--------	-------	------	-------------

Note: S.D.P.= Service Dealer Paint

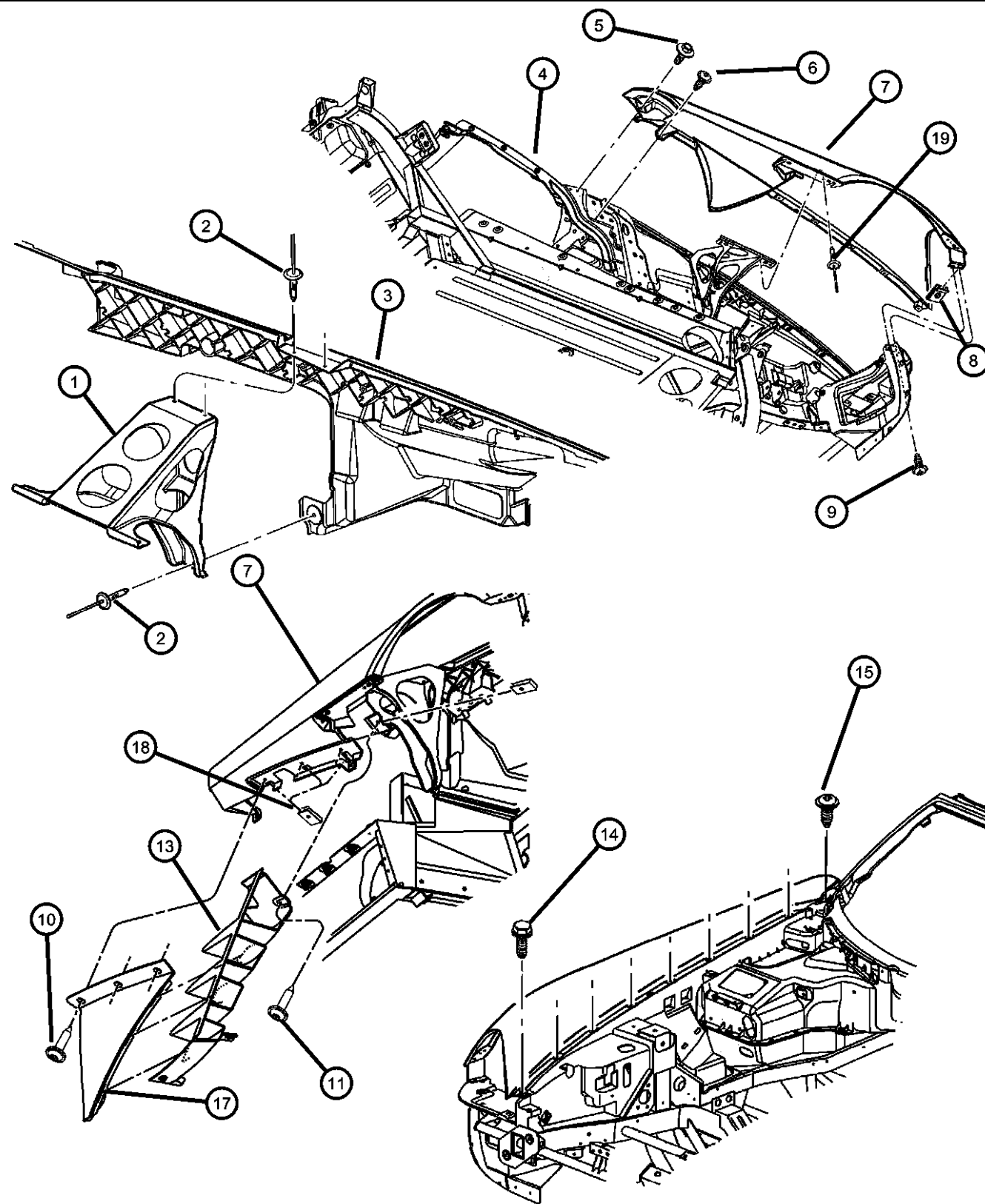
1									PAN, Trunk Primed
	04865472AD	1			27				
	05030093AB	1			29				
2	05030093AB	1							SCREW AND WASHER, [M8x1.25x30.00], (NOT SERVICED)
3	05030093AB	1							WASHER, [ID13.07 OD48.00 THK 3.50], (NOT SERVICED)
4	05030093AB	1							NUT/RIVET, [M8x1.25x17.78], (NOT SERVICED)
5	05030093AB	1							FRAME, Reference, (NOT REQUIRED)
6	04708057	2							PLUG, Trunk Seal, Shock Service Plug
7	04708057	2							SCREW, [M8x1.25x25.00], (NOT SERVICED)
8	04708057	2							WASHER, [ID13.07 OD48.00 THK 3.50], (NOT SERVICED)
9	34201358	3							NUT AND WASHER, Hex Nut-Sealing Washer, M6 x 1.00
10	34201358	3							SEAL, Serviced With Item 1, (NOT SERVICED)
11	06102132AA	7							SCREW, Hex Head, M6x1x20, Trunk Pan To Frame Crossmember
12	04865772AA	1							BRACKET, Trunk Pan To Frame C/Member
-13	05029519AA	2							ISOLATOR, FOAM, Trunk Pan to Frame Crossmember
14	06102132AA	7							SCREW, Hex Head, M6x1x20
15	06102132AA	7							WASHER, Flat, [ID M11.12 OD 28.00 THK 2.80], (NOT SERVICED)
16	06102132AA	7							SCREW, Hex Head, M6x1x20
-17	05029441AA	1							SEAL, Quarter Panel to Trunkpan
-18	05029442AA	4							SEAL, Quarter Panel to TrunkpanRear
19									PANEL, Fuel Access, Trunk
	05029239AA	1			27				
		1			29				
-20									BRACKET, Tail Lamp
	05029120AA	1			27				Right
	05029121AA	1			27				Left
21	06101956	4			27				NUT, U, M6x1.00, Battery Cover to Trunk Pan

VIPER (ZB)									
SERIES	LINE			BODY		ENGINE		TRANSMISSION	
S = SPORT	D = DODGE			27 = 2-DR CONVERTIBLE		EWC = 8.3L V10 SFI Engine		DEC = 6-Speed Manual Transmission	
X = SPECIAL				29 = SPECIALTY COUPE					

AR = use ase required - = Non illustrated part

2006 ZB

# Front Fender & Attaching Parts Figure SZB-405



ITEM	PART NUMBER	QTY	LINE	SERIES	BODY	ENGINE	TRANS	TRIM	DESCRIPTION
------	-------------	-----	------	--------	------	--------	-------	------	-------------

Note: [P.A.R.] = Paint As Required

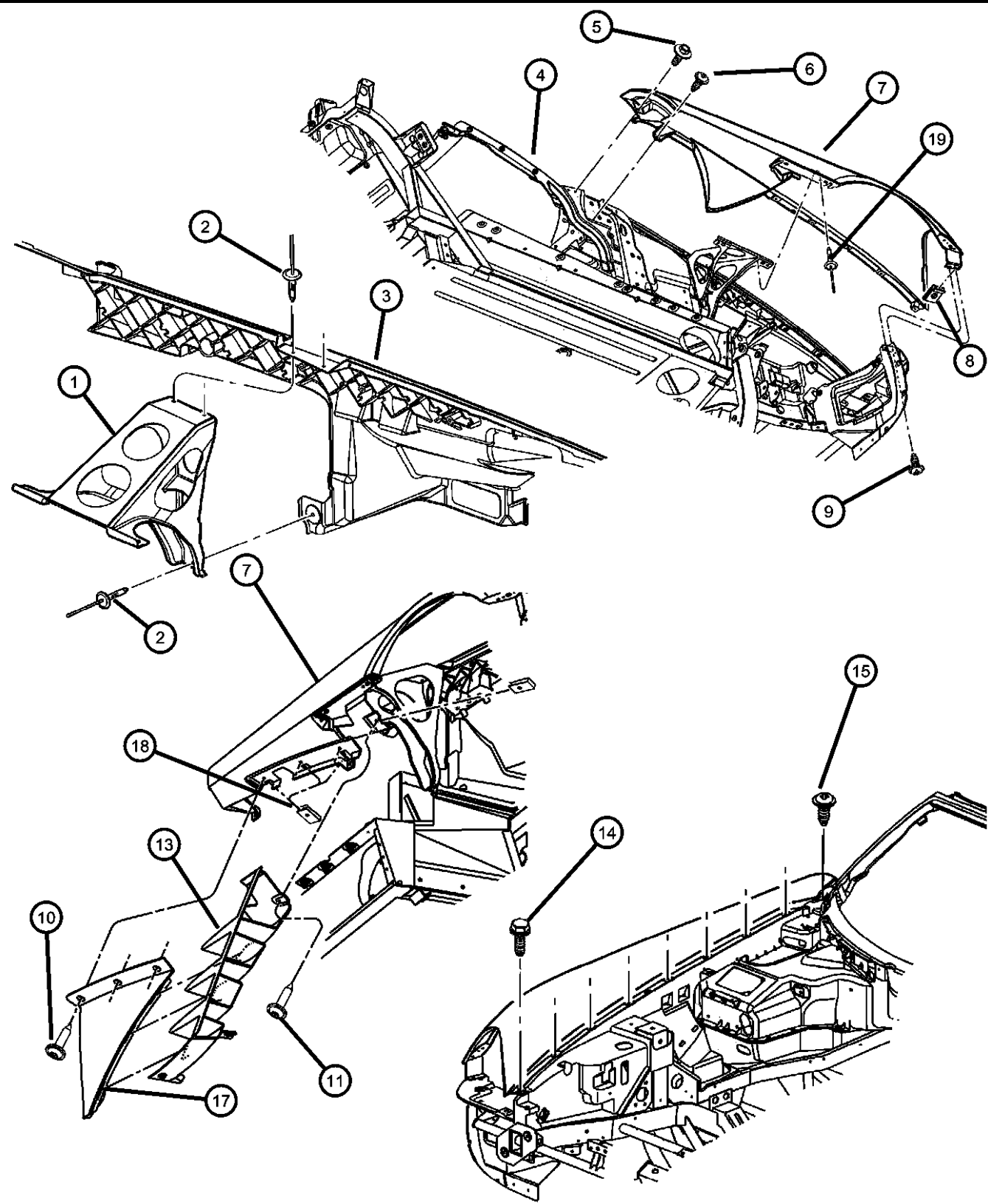
1	04865830AB	2							BRACKET, Sill To FenderRight & Left
2	06034645	6							RIVET, .25 Grip-.06-.25
3									SUPPORT, Fender
	04865636AD	1							Right
	04865637AD	1							Left
4									FRAME, Windshield Surround
	0TP57RXFAE	1			27				
	1BQ67TZZAA	1			29				
5	06507167AA	2							SCREW, [M5x0.8x28.0]Fender To Sill, Reinforcement
6	06507167AA	2							SCREW, .190-16x.500, (NOT SERVICED)
7									FENDER, Front
	05029102AE	1							Right
	05029103AE	1							Left
8	06504118	8							U-NUT, M6 x 1.00, M6x1.00
9	06035625	2							SCREW, [.190-16x.750], Fender to Headlamp Extension Attaching
10	06036548AA	1							SCREW, [.164-18x.780]
11	06036548AA	1							SCREW, [.164-18x.780]
-12	05029830AA	2							BRACKET, Grille
13									GRILLE, Fender
	05029276AC	1							Right
	05029277AC	1							Left
14	06507167AA	16							SCREW, Fender to Sill Reinforcement
15	06507167AA	16							SCREW, Tapping, .164-18x.625, Fender Support Attaching at Cowl, (NOT SERVICED)
-16	06507769AA	2							STUD, 1 End, M5x0.80x20.00
17									COVER, Hinge
	05029244AA	1							Right
	05029245AA	1							Left
18	05029245AA	1							STUD, 2-End [.190-24x.875], (NOT SERVICED)
19	05029245AA	1							RIVET, Blind, Three Leg, [.187], (NOT SERVICED)
-20									SHIM
	05029489AA	AR							Headlamp to Fender 1.5MM

<b>VIPER (ZB)</b>							
SERIES	LINE	BODY	ENGINE	TRANSMISSION			
S = SPORT	D = DODGE	27 = 2-DR CONVERTIBLE	EWC = 8.3L V10 SFI Engine	DEC = 6-Speed Manual Transmission			
X = SPECIAL		29 = SPECIALTY COUPE					

AR = use ase required - = Non illustrated part

2006 ZB

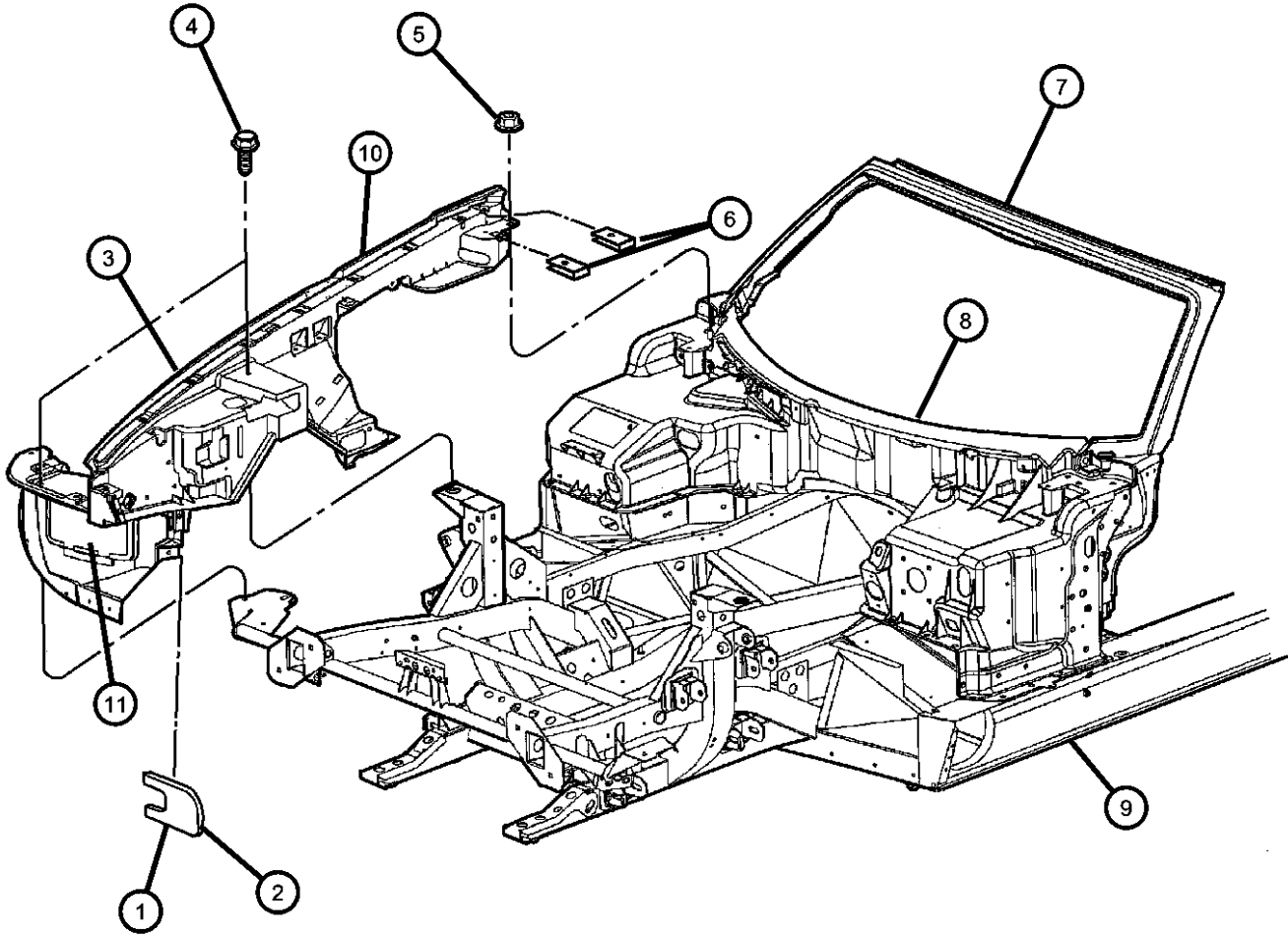
Front Fender & Attaching Parts  
Figure SZB-405



ITEM	PART NUMBER	QTY	LINE	SERIES	BODY	ENGINE	TRANS	TRIM	DESCRIPTION
-21	05029490AA	AR							Headlamp to Fender 2.5MM SHIM, Fender
	05290512AA	AR							Rear O Fender to Door 1.00MM
	05290513AA	AR							Rear O Fender to Door 1.5MM

VIPER (ZB)									
SERIES	LINE			BODY	ENGINE			TRANSMISSION	
S = SPORT	D = DODGE			27 = 2-DR CONVERTIBLE	EWC = 8.3L V10 SFI Engine			DEC = 6-Speed Manual Transmission	
X = SPECIAL				29 = SPECIALTY COUPE					

Front Fender  
Figure SZB-410



ITEM	PART NUMBER	QTY	LINE	SERIES	BODY	ENGINE	TRANS	TRIM	DESCRIPTION
------	-------------	-----	------	--------	------	--------	-------	------	-------------

Note: [SDP] = Service Dealer Paint									
1	35022112	AR							SPACER, Fender, 1.5
2	35022111	AR							SPACER, Fender, 1.0
3									SUPPORT, Fender
	04865636AD	1							Right
	04865637AD	1							Left
4	04865637AD	1							SCREW, Tapping, M8x20, (NOT SERVICED)
5	06101809	3							NUT AND WASHER, Hex, M8x1.25
6	06101809	3							NUT/SPRING, Snap In, .164-18, (NOT SERVICED)
7									FRAME, Windshield Surround
	0TP57RXFAE	1				27			
	1BQ67TZZAA	1				29			
8	04865495AD	1							PANEL, Dash
9	04865495AD	1							FRAME, Reference, (NOT SERVICED)
10									SUPPORT, Fender
	04865636AD	1							Right
	04865637AD	1							Left
11	04865822AA	1							PANEL, Fog Lamp

VIPER (ZB)					
SERIES	LINE	BODY	ENGINE	TRANSMISSION	
S = SPORT	D = DODGE	27 = 2-DR CONVERTIBLE	EWC = 8.3L V10 SFI Engine	DEC = 6-Speed Manual Transmission	
X = SPECIAL		29 = SPECIALTY COUPE			

Fender Shield  
Figure SZB-420

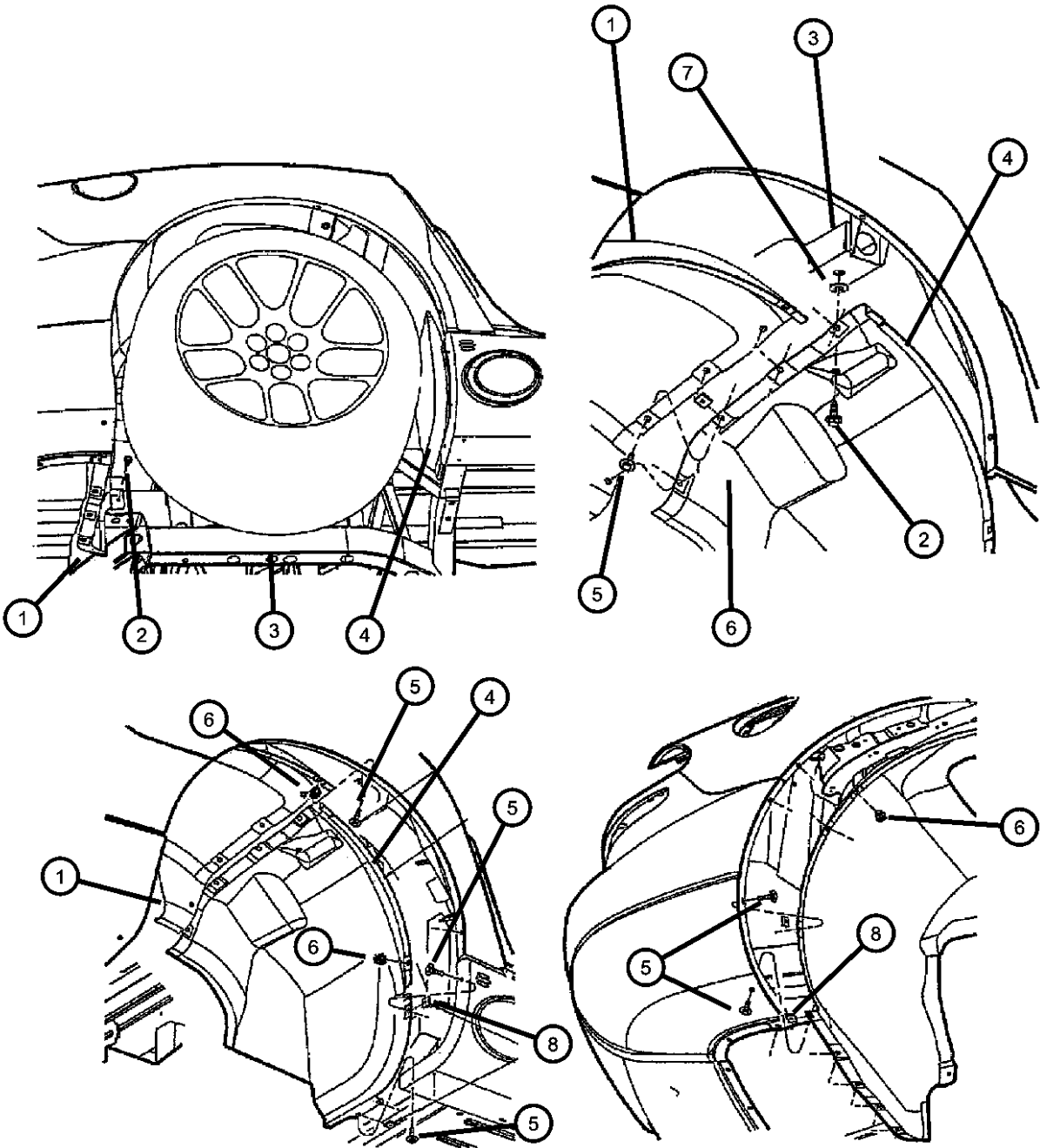
ITEM	PART NUMBER	QTY	LINE	SERIES	BODY	ENGINE	TRANS	TRIM	DESCRIPTION
1									SHIELD, Splash
	04865490AC	1							Right, Front Fender
	04865491AC	1							Left, Front Fender
2	06102050AA	4							SCREW, Hex Flange Head, M6.3 x 1.81 x 15.00
3									SHIELD, Splash
	04865724AB	1							Splash Front Extension, Right
	04865725AB	1							Splash Front Extension, Left
4	06504521	6							PIN, Push, To Frame Attaching, Splash Shield
5	06507453AA	6							BOLT AND RETAINER, M6.35x12.70
6	04708180	4							SCREW, Splash Shield, Attaching, Front
7	04708180	4							FRAME, For Part Number See ILL 410 Item-3, (NOT REQUIRED)
-8	05029614AA	2							SHIELD, Splash, Goes Front of the Front Splash Shield (3x11 inches) Act as Air Dam

VIPER (ZB)					
SERIES	LINE	BODY	ENGINE	TRANSMISSION	
S = SPORT	D = DODGE	27 = 2-DR CONVERTIBLE	EWC = 8.3L V10 SFI Engine	DEC = 6-Speed Manual Transmission	
X = SPECIAL		29 = SPECIALTY COUPE			

AR = use ase required - = Non illustrated part



Shields - Splash  
Figure SZB-425

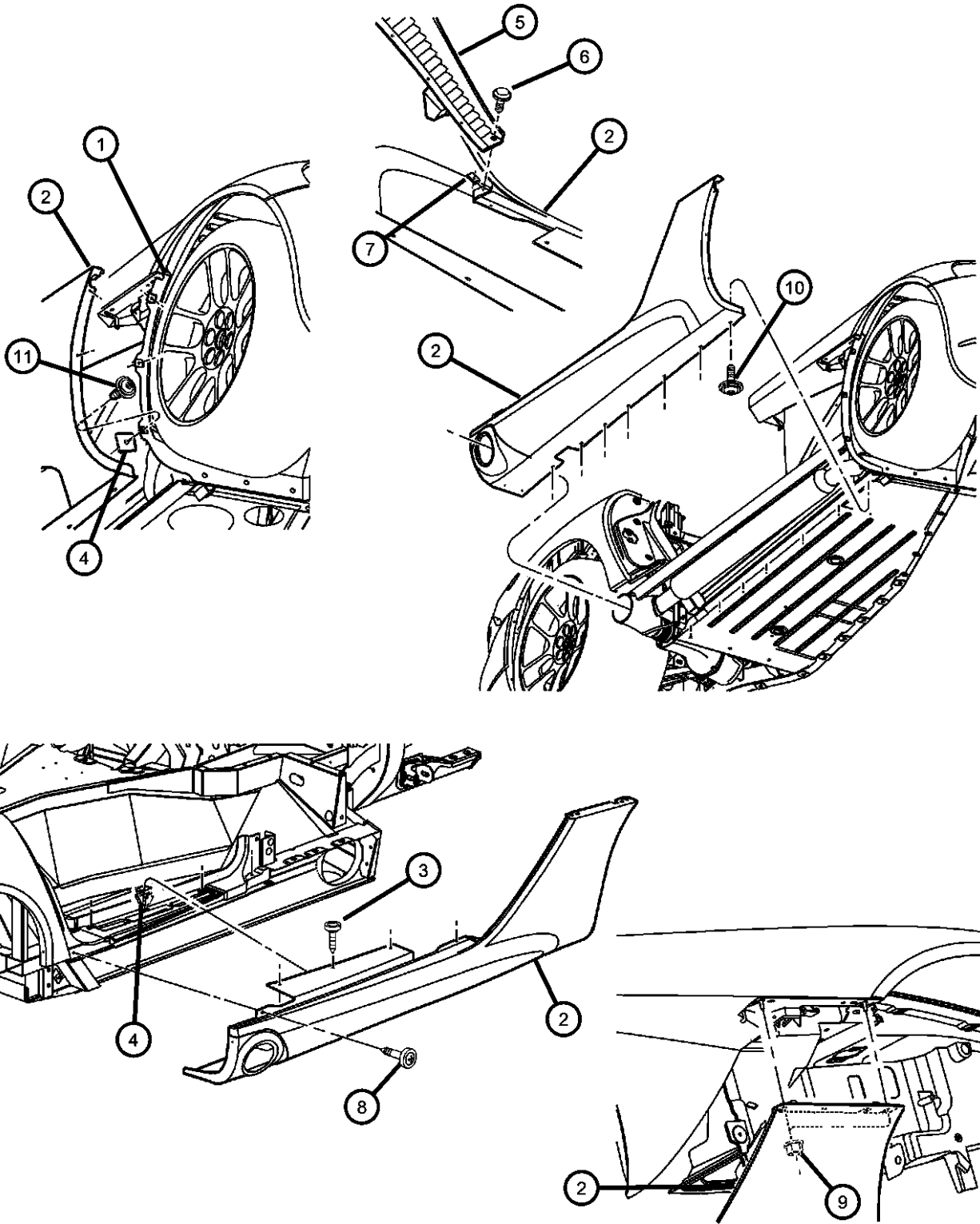


ITEM	PART NUMBER	QTY	LINE	SERIES	BODY	ENGINE	TRANS	TRIM	DESCRIPTION
1	04865646AD	1							SHIELD, Splash Right Rear, Lower
	04865647AD	1							Left Rear, Lower
2	04865647AD	1							SCREW, Tapping, [.250-14x.875], (NOT SERVICED)
3	04865647AD	1							FRAME, Reference, (NOT REQUIRED)
4	04865648AD	1							SHIELD, Splash Right Rear, Upper
	04865649AD	1							Left Rear, Upper
5									SCREW, [.190-16x.750]
	06035625	24							Splash Shield Attaching Splash Shield
6	06504118	8							U-NUT, M6 x 1.00, M6x1.00
7	06100877	2							WASHER, Flat, M6, Upper Splash Shield Attaching
8	06504118	8							U-NUT, M6 x 1.00, M6x1.00

VIPER (ZB)					
SERIES	LINE	BODY	ENGINE	TRANSMISSION	
S = SPORT	D = DODGE	27 = 2-DR CONVERTIBLE	EWC = 8.3L V10 SFI Engine	DEC = 6-Speed Manual Transmission	
X = SPECIAL		29 = SPECIALTY COUPE			

AR = use ase required - = Non illustrated part

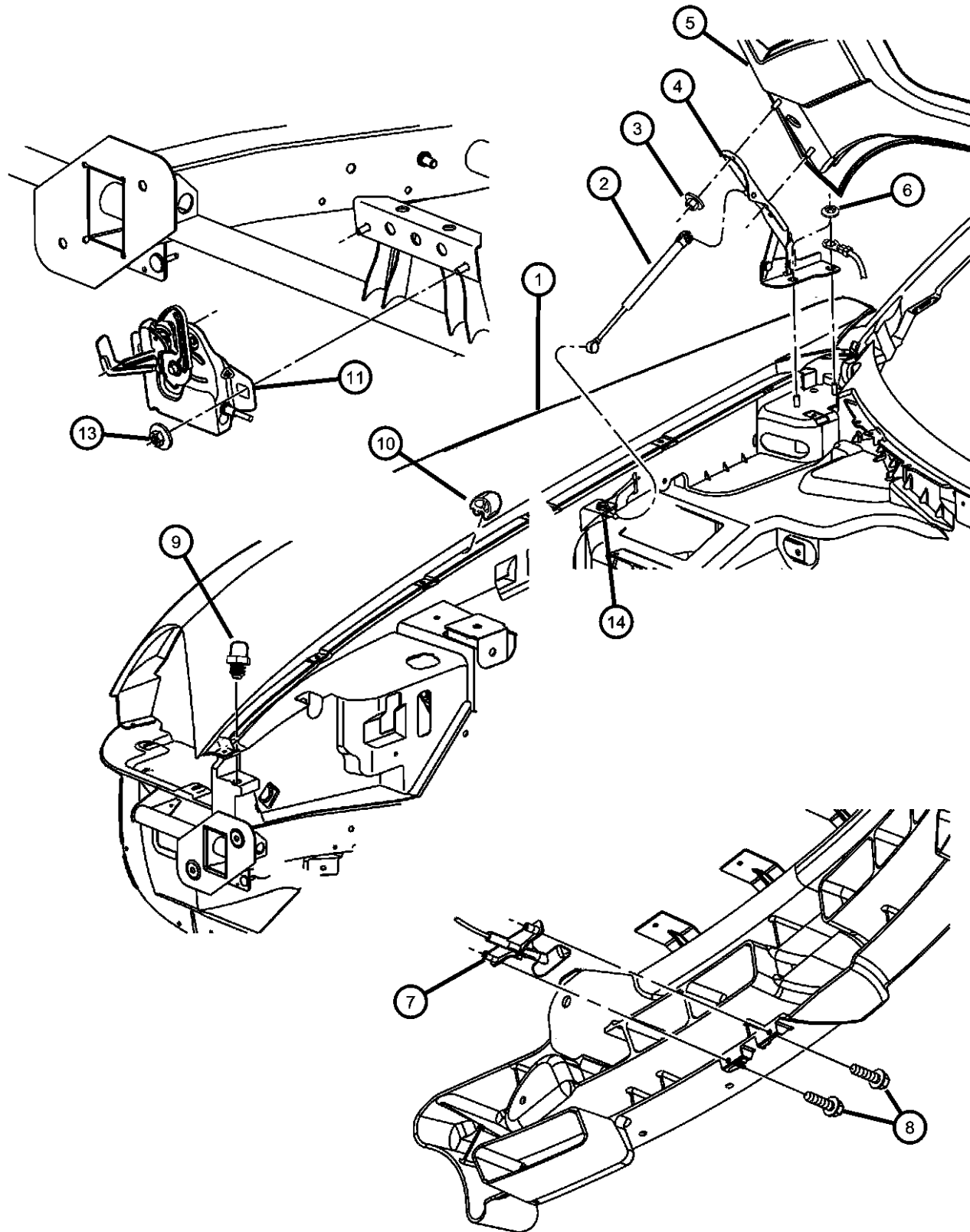
Loose Panels  
Figure SZB-430



ITEM	PART NUMBER	QTY	LINE	SERIES	BODY	ENGINE	TRANS	TRIM	DESCRIPTION
1	06504118	8							SHIELD, Splash, Reference, (NOT REQUIRED)
2									PANEL, Sill
	05086368AD	1							Right
	05086369AD	1							Left
3	06035625	8							SCREW, [.190-16x.750], Sill Door Surround
4	06507528AA	6							NUT, Snap In, M4.8x1.6, Sill Panel to Splash Shield Attaching
5									GRILLE, Fender
	05029276AC	1							Right
	05029277AC	1							Left
6	06036548AA	1							SCREW, [.164-18x.780]
7	06036548AA	1							NUT/SPRING, Snap In, .164-18, (NOT SERVICED)
8	06501067	2							PIN, Push, M6.3x20.5, Sill to Rear Quarter Panel
9	06102126AA	2							NUT AND WASHER, Hex, M6x1.0
10	06102132AA	7							SCREW, Hex Head, M6x1x20
11	06507453AA	6							BOLT AND RETAINER, M6.35x12.70, Sill Panel to Splash Shield Attaching

VIPER (ZB)					
SERIES	LINE	BODY	ENGINE	TRANSMISSION	
S = SPORT	D = DODGE	27 = 2-DR CONVERTIBLE	EWC = 8.3L V10 SFI Engine	DEC = 6-Speed Manual Transmission	
X = SPECIAL		29 = SPECIALTY COUPE			

# Hood Figure SZB-510



ITEM	PART NUMBER	QTY	LINE	SERIES	BODY	ENGINE	TRANS	TRIM	DESCRIPTION
Note: [P.A.R.] = Paint as Required									
1	06507453AA	6							SUPPORT, Fender, Reference, (NOT SERVICED)
2	04865820AE	2							PROP, Gas
3	34201358	4							NUT AND WASHER, Hex
4									Nut-Sealing Washer, M6 x 1.00
5									HINGE, Hood
6	04865638AD	1							Right
	04865639AD	1							Left
7	05029272AD	1							HOOD
8	05029272AD	1							NUT AND WASHER, Hex
9									Nut-Coned Washer, M8 x 1.25, (NOT SERVICED)
10	04865815AA	1							RELEASE, Hood Latch
11	06104635AB	2							SCREW Hood Release
12	05008628AA	2							BUMPER, Deck Lid
13	05029179AA	6							BUMPER, Hood
14	04865827AC	1							LATCH, Hood
15	04865784AA	1							BEZEL, Hood
16	34201358	2							NUT AND WASHER, Hex
17									Nut-Sealing Washer, M6 x 1.00
18	06507213AA	1	D		27, 29				BALL STUD

## VIPER (ZB)

SERIES  
S = SPORT  
X = SPECIAL

LINE  
D = DODGE

BODY  
27 = 2-DR CONVERTIBLE  
29 = SPECIALTY COUPE

ENGINE  
EWC = 8.3L V10 SFI Engine

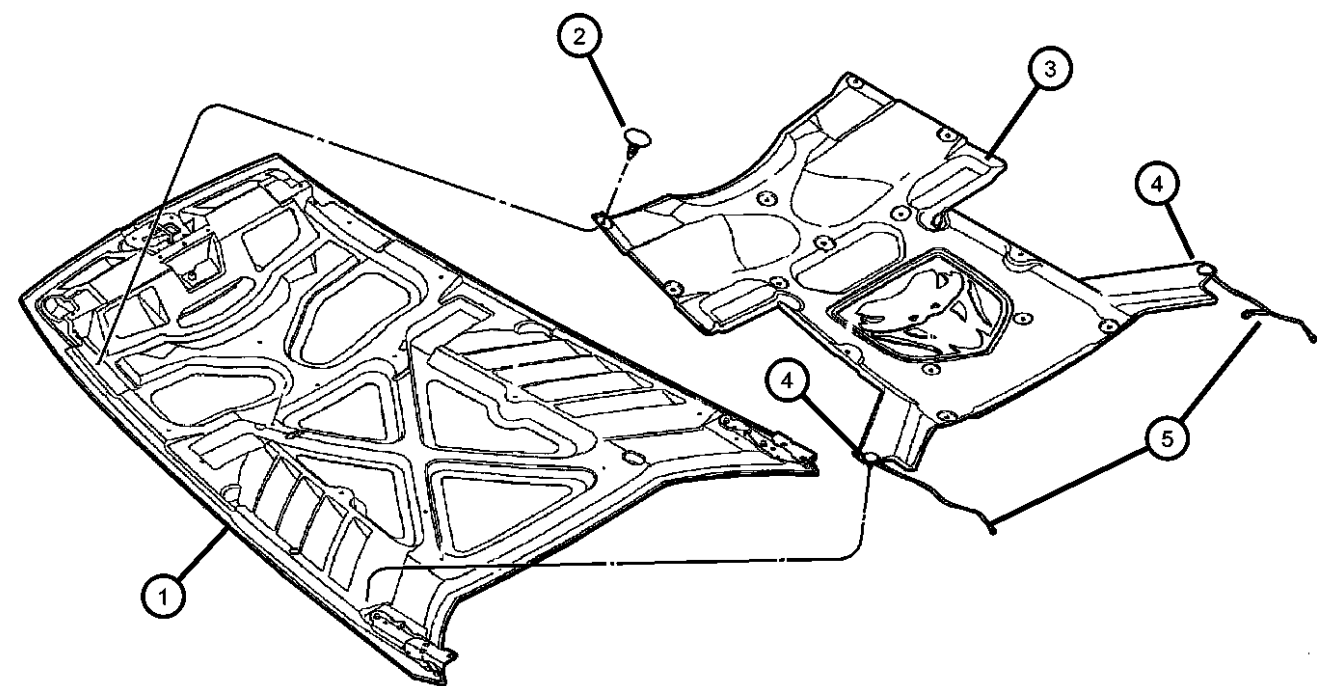
TRANSMISSION  
DEC = 6-Speed Manual Transmission

AR = use ase required - = Non illustrated part

2006 ZB

Hood Silencer  
Figure SZB-515

ITEM	PART NUMBER	QTY	LINE	SERIES	BODY	ENGINE	TRANS	TRIM	DESCRIPTION
1	06507213AA	1							HOOD, Reference, (NOT REQUIRED)
2	06501590	16							PIN, Push, Underhood Insulator
3	04865684AB	1							SILENCER, Hood
4	04865684AB	1							PUSH PIN, Serviced With Item 3, (NOT SERVICED)
5	04865684AB	1							STRAP, Ground, Serviced With Item 3, (NOT SERVICED)

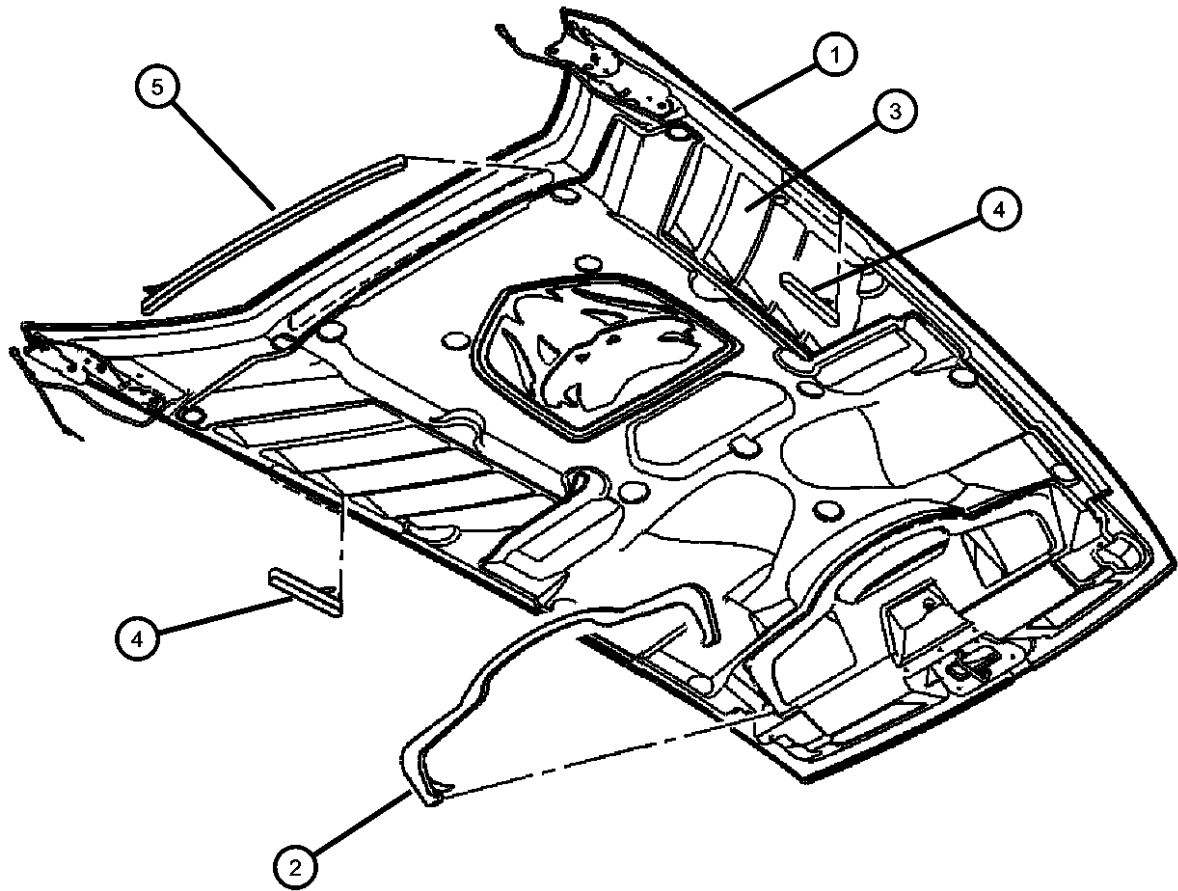


VIPER (ZB)				
SERIES	LINE	BODY	ENGINE	TRANSMISSION
S = SPORT	D = DODGE	27 = 2-DR CONVERTIBLE	EWC = 8.3L V10 SFI Engine	DEC = 6-Speed Manual Transmission
X = SPECIAL		29 = SPECIALTY COUPE		

AR = use ase required - = Non illustrated part

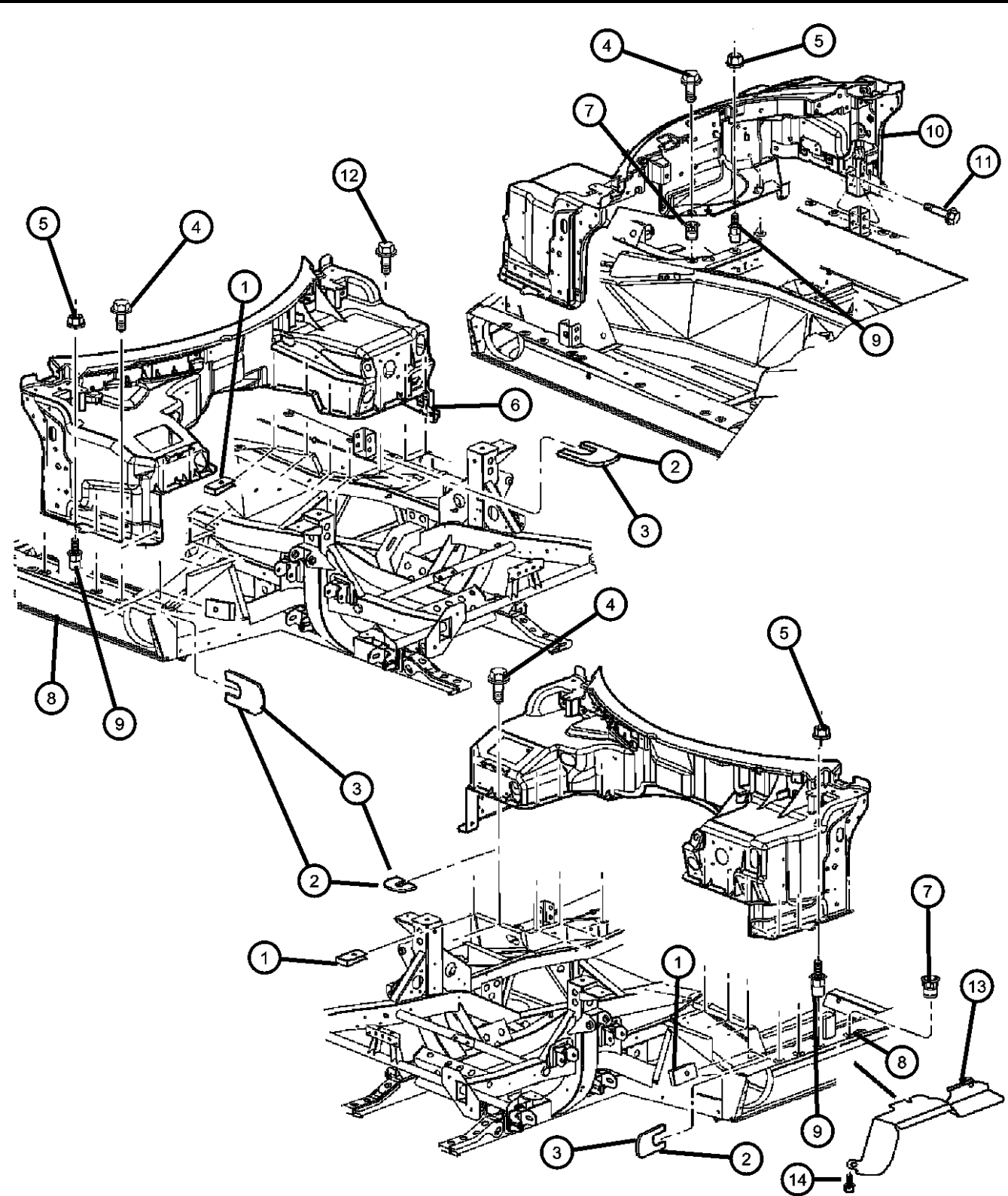
Hood Sealer  
Figure SZB-520

ITEM	PART NUMBER	QTY	LINE	SERIES	BODY	ENGINE	TRANS	TRIM	DESCRIPTION
1	04865684AB	1							HOOD, Reference, (NOT REQUIRED)
2	05029171AB	1							SEAL, Air Cleaner
3	05029047AA	1							DEFLECTOR, Air
4	05029542AA	2							SEAL, Foam
5	05029534AA	1							SEAL, Foam



VIPER (ZB)				
SERIES	LINE	BODY	ENGINE	TRANSMISSION
S = SPORT	D = DODGE	27 = 2-DR CONVERTIBLE	EWC = 8.3L V10 SFI Engine	DEC = 6-Speed Manual Transmission
X = SPECIAL		29 = SPECIALTY COUPE		

Dash Panel  
Figure SZB-610



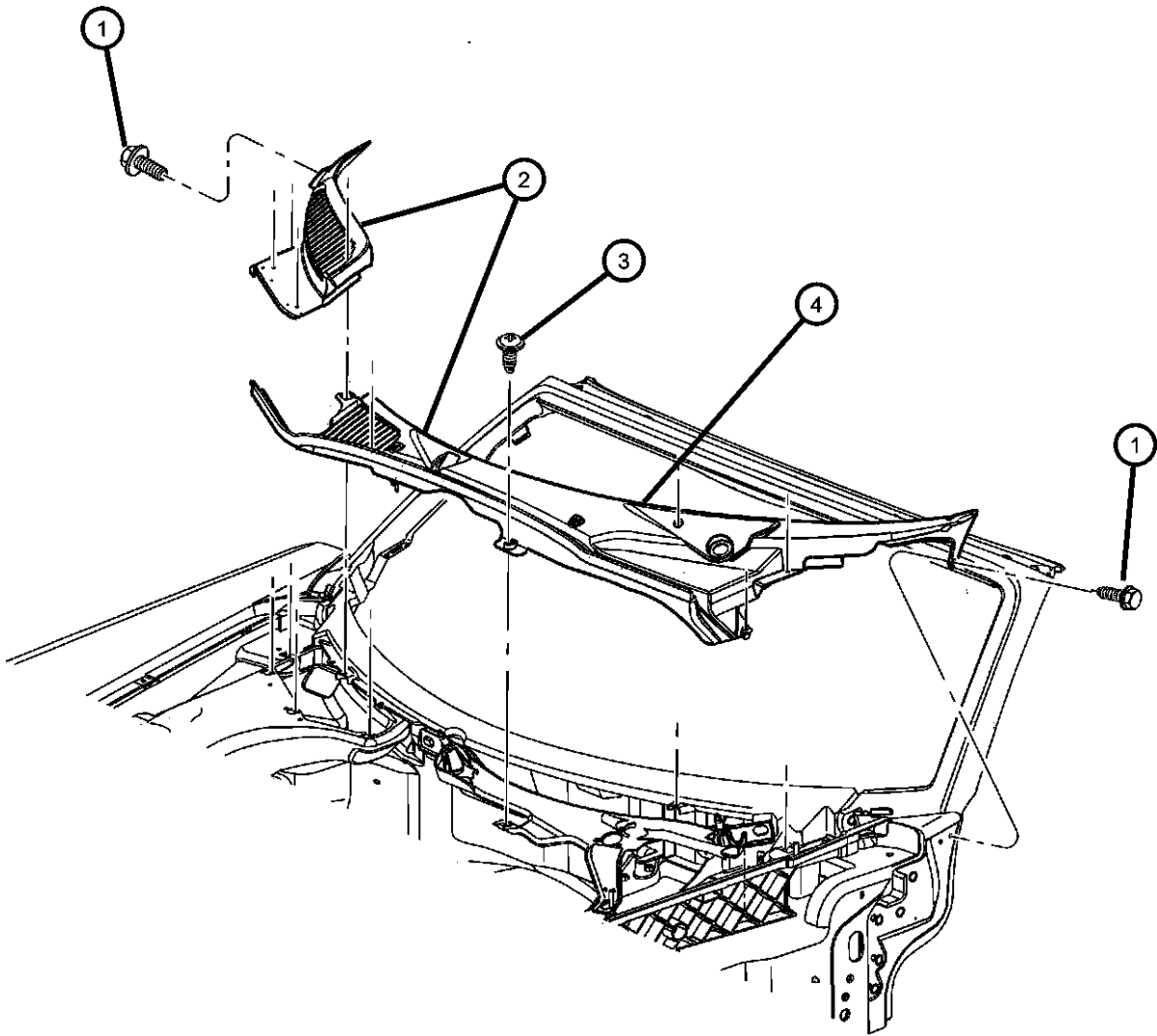
ITEM	PART NUMBER	QTY	LINE	SERIES	BODY	ENGINE	TRANS	TRIM	DESCRIPTION
1	05029534AA	1							NUT, U Type Multi Thread, M8 x 1.25, (NOT SERVICED)
2	35022111	AR							SPACER, Fender, 1.0, Alignment, Front Fender
3	35022112	AR							SPACER, Fender, 1.5, Alignment, Front Fender
4	06101793	24							SCREW AND WASHER, Hex Head, M8x1.25x25
5	06101809	3							NUT AND WASHER, Hex, M8x1.25, To Frame Attaching, Dash Panel
6	04865495AD	1							PANEL, Dash
7	04865495AD	1							NUT/RIVET, [M8x1.25x17.78], (NOT SERVICED)
8	04865495AD	1							FRAME, Reference, (NOT REQUIRED)
9	04865495AD	1							STUD, 1.End,Spec. [M8x1.25x16.00], (NOT SERVICED)
10									BRACKET, Dash
	05029188AA	1							Right
	05029189AA	1							Left
11	06101326	4							BOLT, Bracket Assy. To Frame
12	06101799	3							BOLT AND WASHER, Hex Head, M8x1.25x20
13									SHIELD, Heat
	05029318AA	1							Right
	05029319AA	1							Left
14	06031694	8							SCREW AND WASHER, Hex Head, .164-18x1.0
-15	05029235AA	2							SEAL, Hinge to Front of Dash

VIPER (ZB)								
SERIES	LINE		BODY		ENGINE		TRANSMISSION	
S = SPORT	D = DODGE		27 = 2-DR CONVERTIBLE		EWC = 8.3L V10 SFI Engine		DEC = 6-Speed Manual Transmission	
X = SPECIAL			29 = SPECIALTY COUPE					

AR = use ase required - = Non illustrated part

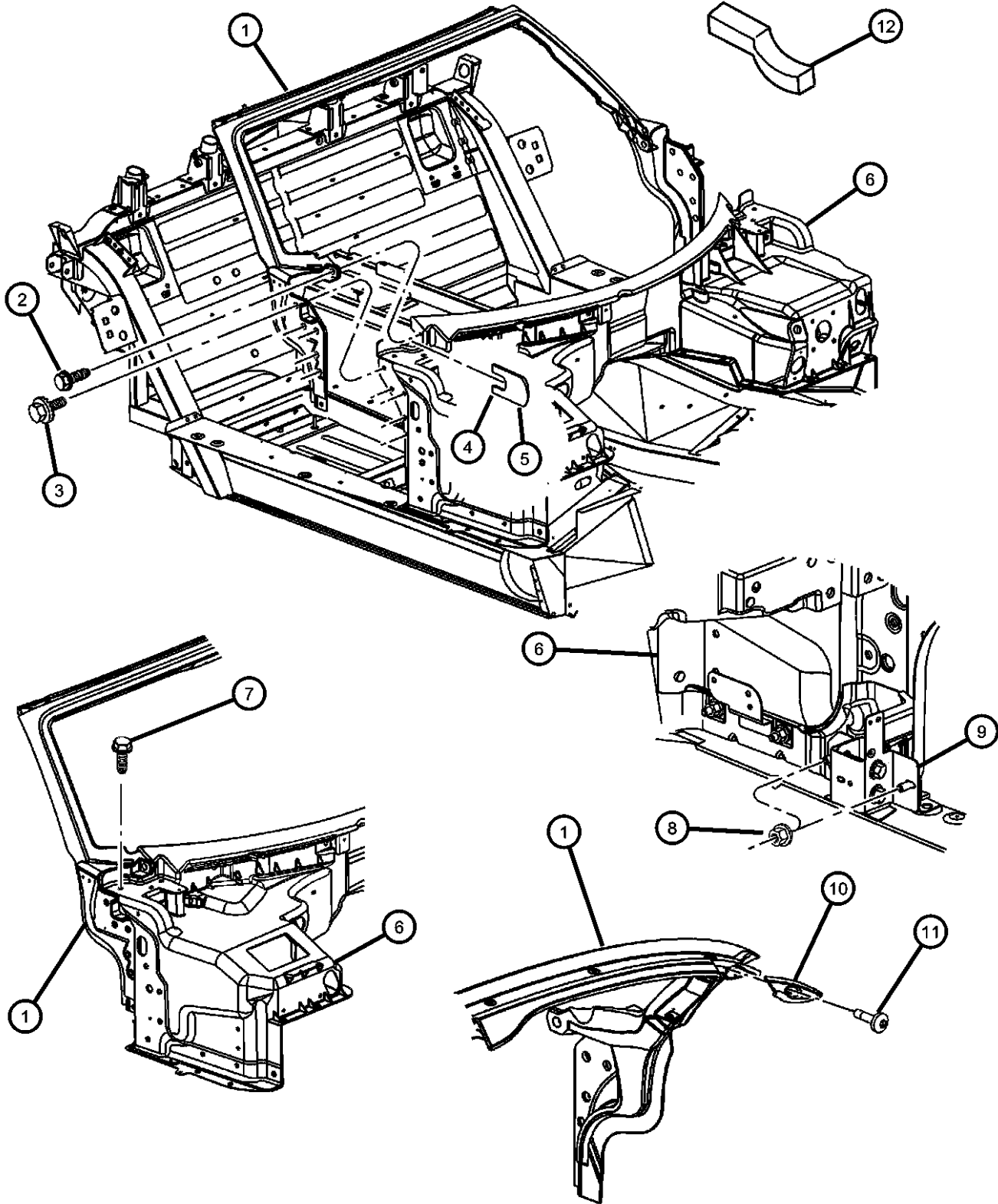
Cowl Panel  
Figure SZB-615

ITEM	PART NUMBER	QTY	LINE	SERIES	BODY	ENGINE	TRANS	TRIM	DESCRIPTION
1	06102086AA	2							SCREW AND WASHER, Hex Head, M5x0.80x25.00, Cowl to Windshield Attaching
2									SCREEN, Cowl Top
	0UC22RXFAC	1							Right
	0UC23RXFAC	1							Left
3	06036445AA	9							SCREW, .164-18x1.00, Cowl Panel Attaching
4	04865985AB	1							WEATHERSTRIP, Hood to Cowl
-5	05029425AA	1							INSULATOR



VIPER (ZB)				
SERIES	LINE	BODY	ENGINE	TRANSMISSION
S = SPORT	D = DODGE	27 = 2-DR CONVERTIBLE	EWC = 8.3L V10 SFI Engine	DEC = 6-Speed Manual Transmission
X = SPECIAL		29 = SPECIALTY COUPE		

Panel - Windshield Surround  
Figure SZB-705



ITEM	PART NUMBER	QTY	LINE	SERIES	BODY	ENGINE	TRANS	TRIM	DESCRIPTION
1									FRAME, Windshield Surround
	0TP57RXFAE	1			27				
	1BQ67TZZAA	1			29				
2	1BQ67TZZAA	1							SCREW AND WASHER, [M8x2.50x30.0], (NOT SERVICED)
3	06503351	10							SCREW AND WASHER, Hex Head, M8x1.25x35, Windshield Surround to Folding Top
4	35022112	AR							SPACER, Fender, 1.5
5	35022111	AR							SPACER, Fender, 1.0
6	04865495AD	1							PANEL, Dash
7	06507167AA	2							SCREW, [M5x0.8x28.0], Windshield Surround
8									NUT AND WASHER, Hex, M8x1.25
	06101809	4							Bracket to Folding Attaching
		1							Brace to Instrument Panel
9									BRACKET, Dash
	05029188AA	1							Front of Dash, Right
	05029189AA	1							Front of Dash, Left
10									DOWEL, Windshield Surround
	0TP60RXFAA	1			27				Right
	0TP61RXFAA	1			27				Left
11	06508056AA	1			27				SCREW, M5x16
12	05029330AA	4							SEAL, Foam

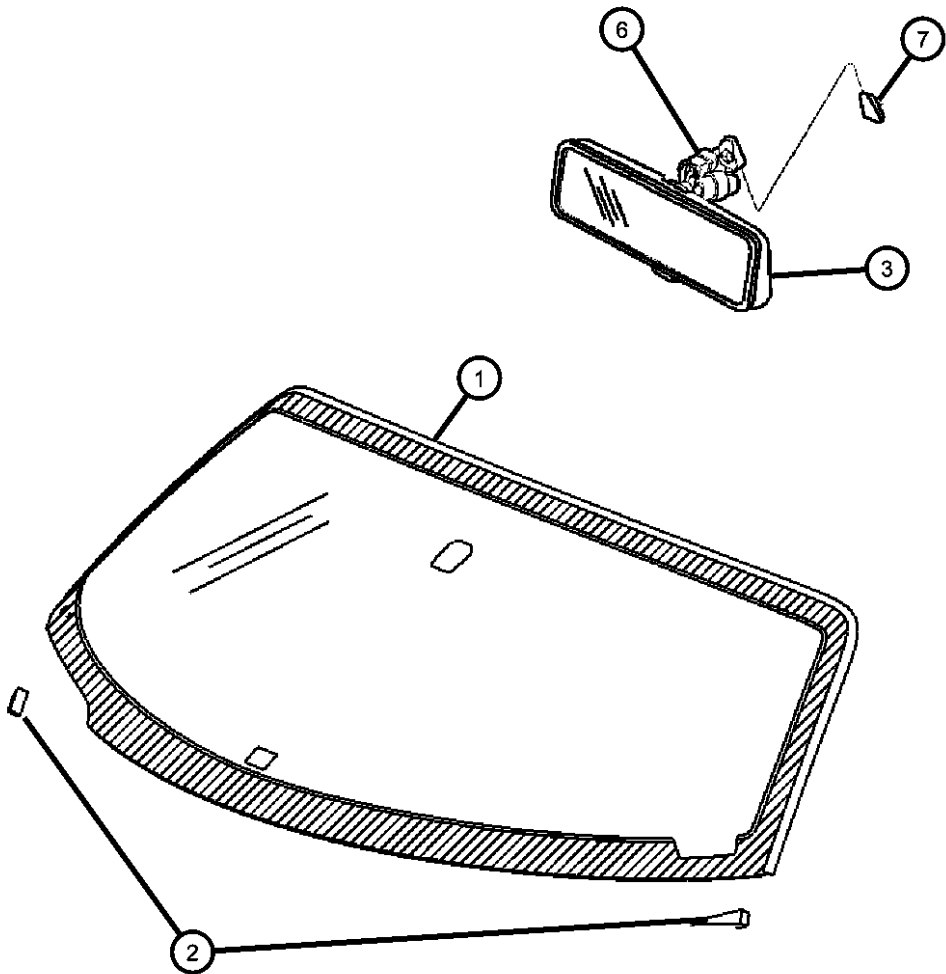
VIPER (ZB)								
SERIES	LINE			BODY	ENGINE		TRANSMISSION	
S = SPORT	D = DODGE			27 = 2-DR CONVERTIBLE	EWC = 8.3L V10 SFI Engine		DEC = 6-Speed Manual Transmission	
X = SPECIAL				29 = SPECIALTY COUPE				

AR = use ase required - = Non illustrated part



Glass Windshield, Frame And Mirror (Convertible)  
Figure SZB-710

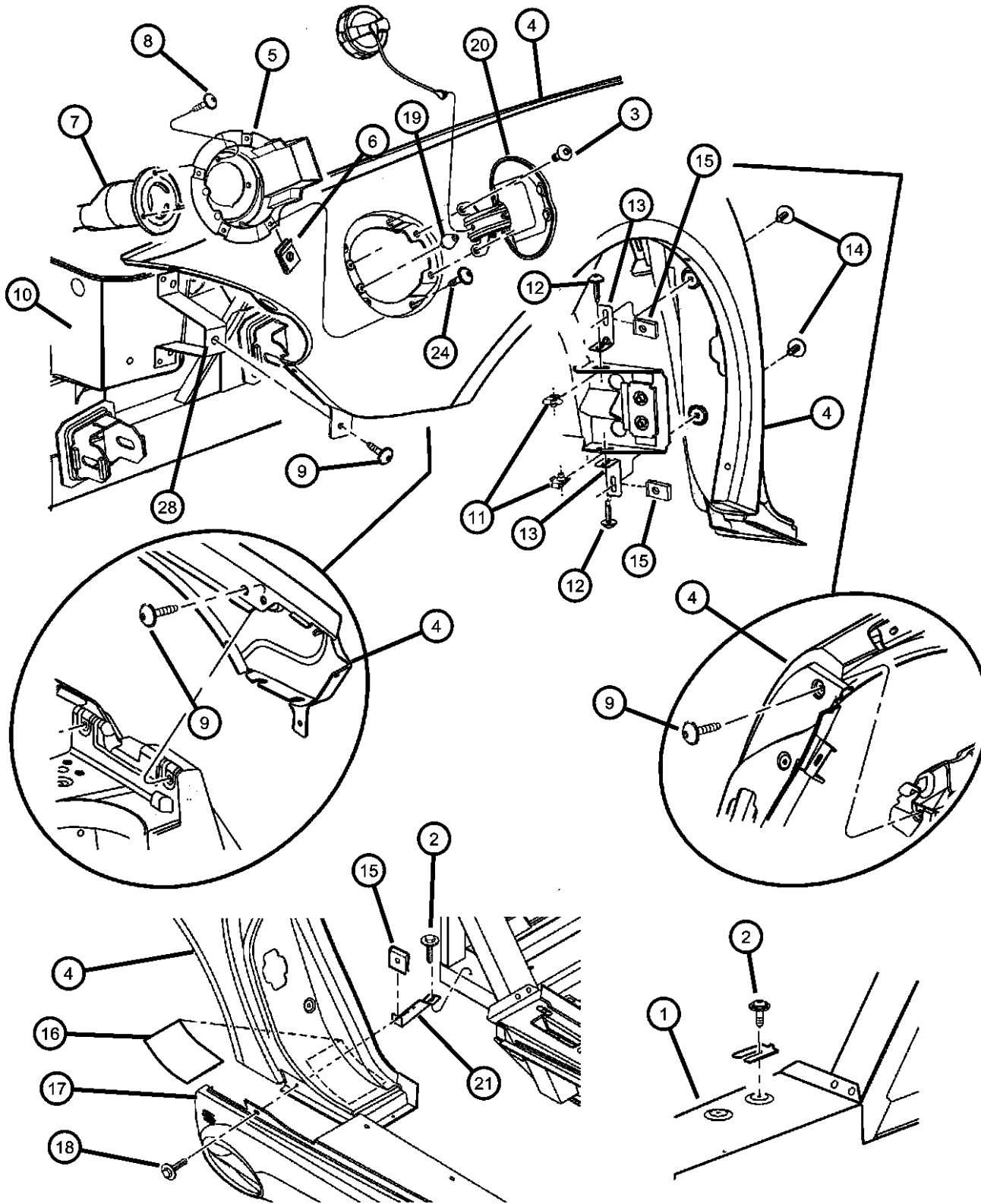
ITEM	PART NUMBER	QTY	LINE	SERIES	BODY	ENGINE	TRANS	TRIM	DESCRIPTION
1	05086542AA	1							WINDSHIELD, Shipping Assembly - 05 Lite Glass
	DW01513GTY								Collision Replacement Glass
2	04643847	AR							SHIM, Windshield
3	05029067AB	1							MIRROR, Inside Rear View, Lighted
-4	05029051AB	1							LAMP, Indicator
-5	05029064AA	1							RETAINER
6	05029064AA	1							SCREW, Pan Head Tapping, .19-16x.375, [.19-16X.375], (NOT SERVICED)
7	55076401	1							BUTTON, Rear View Mirror
-8	04864015	4							INSTALLATION PACKAGE, Windshield Glass



VIPER (ZB)				
SERIES	LINE	BODY	ENGINE	TRANSMISSION
S = SPORT	D = DODGE	27 = 2-DR CONVERTIBLE	EWC = 8.3L V10 SFI Engine	DEC = 6-Speed Manual Transmission
X = SPECIAL		29 = SPECIALTY COUPE		

AR = use ase required - = Non illustrated part

Quarter Panel - Rear  
Figure SZB-910



ITEM	PART NUMBER	QTY	LINE	SERIES	BODY	ENGINE	TRANS	TRIM	DESCRIPTION
Note: [P.A.R.] = Paint As Required									
1	04864015	4							FRAME, Reference, (NOT SERVICED)
2	06035625	2							SCREW, [.190-16x.750], To Frame, Quarter Panel
3	06504791	2							SCREW, TAPPING, BUTTON HEAD, M6 X 1.00 X 18.00, Fuel Door
4									PANEL, Quarter
	04865796AE	1			27				Right
	04865797AE	1			27				Left
	1BY70TZZAA	1			29				Right
	1BY71TZZAA	1			29				Left
5	04865906AB	1							HOUSING, Fuel Filler
6	06036491AA	4							NUT, Spring U Type, For .164-18 Screw, Fuel Filler Housing Attach
7	06036491AA	4							TUBE, Fuel Filler, Reference, (NOT SERVICED)
8	06036491AA	4							SCREW, Tapping, .19-16x.75, (NOT SERVICED)
9	06507008AA	10							SCREW AND WASHER, Truss Head, M6x1x30
10									PAN, Trunk Primed
	04865472AD	1			27				
	05030093AB	1			29				
11	06506962AA	4							NUT, U, M6x1.00, L- Bracket To Frame, Quarter Panel
12	06100567	4							SCREW AND WASHER, Hex Head, M6x1x25, L-Bracket to Frame
13	04865907AA	4							BRACKET, Quarter Panel
14	06035625	4							SCREW, [.190-16x.750], To L-Bracket, Quarter Panel
15	06035625	4							NUT/SPRING, "U" 1 THD, .190-16, (NOT SERVICED)
16									INSULATION, Foil Backed Seal
	05029325AB	1							Quarter Panel to Exhaust
	05029324AB	1							Door Surround, Panel to Exhaust
17	05029324AB	1							PANEL, Sill, Reference, (NOT SERVICED),
18	06035625	4							SCREW, [.190-16x.750], Adjuster Bracket Attaching, Quarter Panel
19	05029238AA	2							BUMPER, Fuel Door
20									DOOR, Fuel Fill

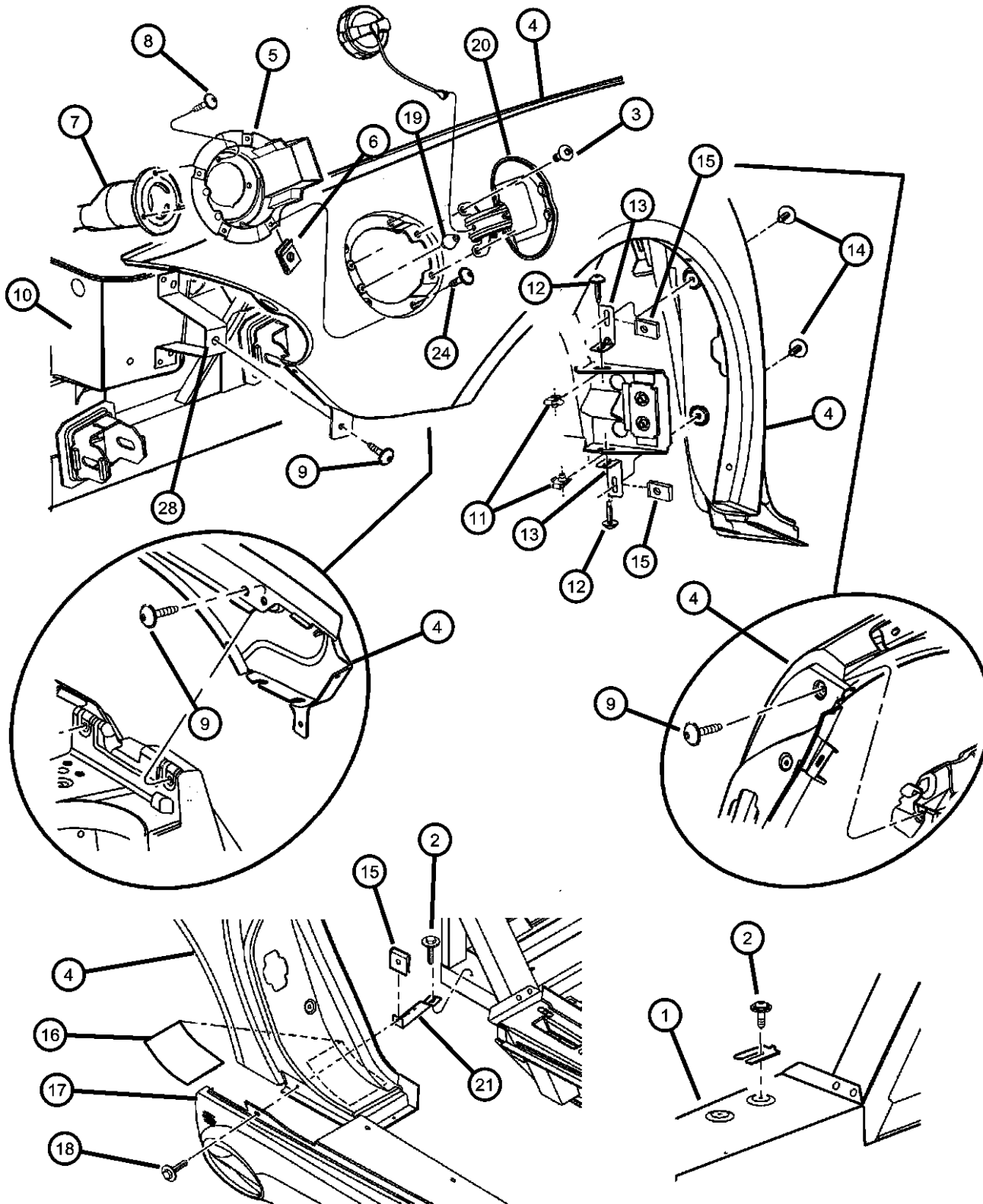
VIPER (ZB)

SERIES	LINE	BODY	ENGINE	TRANSMISSION
S = SPORT	D = DODGE	27 = 2-DR CONVERTIBLE	EWC = 8.3L V10 SFI Engine	DEC = 6-Speed Manual Transmission
X = SPECIAL		29 = SPECIALTY COUPE		

AR = use ase required - = Non illustrated part

2006 ZB

Quarter Panel - Rear  
Figure SZB-910



ITEM	PART NUMBER	QTY	LINE	SERIES	BODY	ENGINE	TRANS	TRIM	DESCRIPTION
	04865738AB	1			27				
	05030331AA	1			29				
21	05029261AA	1							BRACKET, Quarter Panel Left
	05029260AA	1							Right
-22	04865768AA	2			27				BRACKET, Quarter Inner
-23									SEAL, Quarter Panel
	05029174AB	1							B-Pillar To Frame, Right
	05029175AB	1							B-Pillar To Frame, Left
	05029212AA	1							B-Pillar Upper, Right
	05029213AA	1							B-Pillar Upper, Left
24	00153835	4							SCREW, .164-18x.625, Fuel Filler Housing Attach
-25	05029767AA	2							DEFLECTOR, Air
-26									INSULATION, Foil Backed Seal
	05029446AA	1							Small, Right
	05029447AA	1							Small, Left
	05029448AA	1							Medium, Right
	05029449AA	1							Medium, Left
	05029444AA	1							Large, Right
	05029445AA	1							Large, Left
-27									ISOLATOR, FOAM
	05029635AB	1							Door Soround , Short, Left
	05029632AB	1							Door Soround , Long, Right
	05029633AB	1							Door Soround , Long, Left
	05029634AB	1							Door Soround , Short, Right
28	04865768AA	2			27				BRACKET, Quarter Inner

VIPER (ZB)

SERIES

LINE

BODY

ENGINE

TRANSMISSION

S = SPORT

D = DODGE

27 = 2-DR CONVERTIBLE

EWC = 8.3L V10 SFI Engine

DEC = 6-Speed Manual Transmission

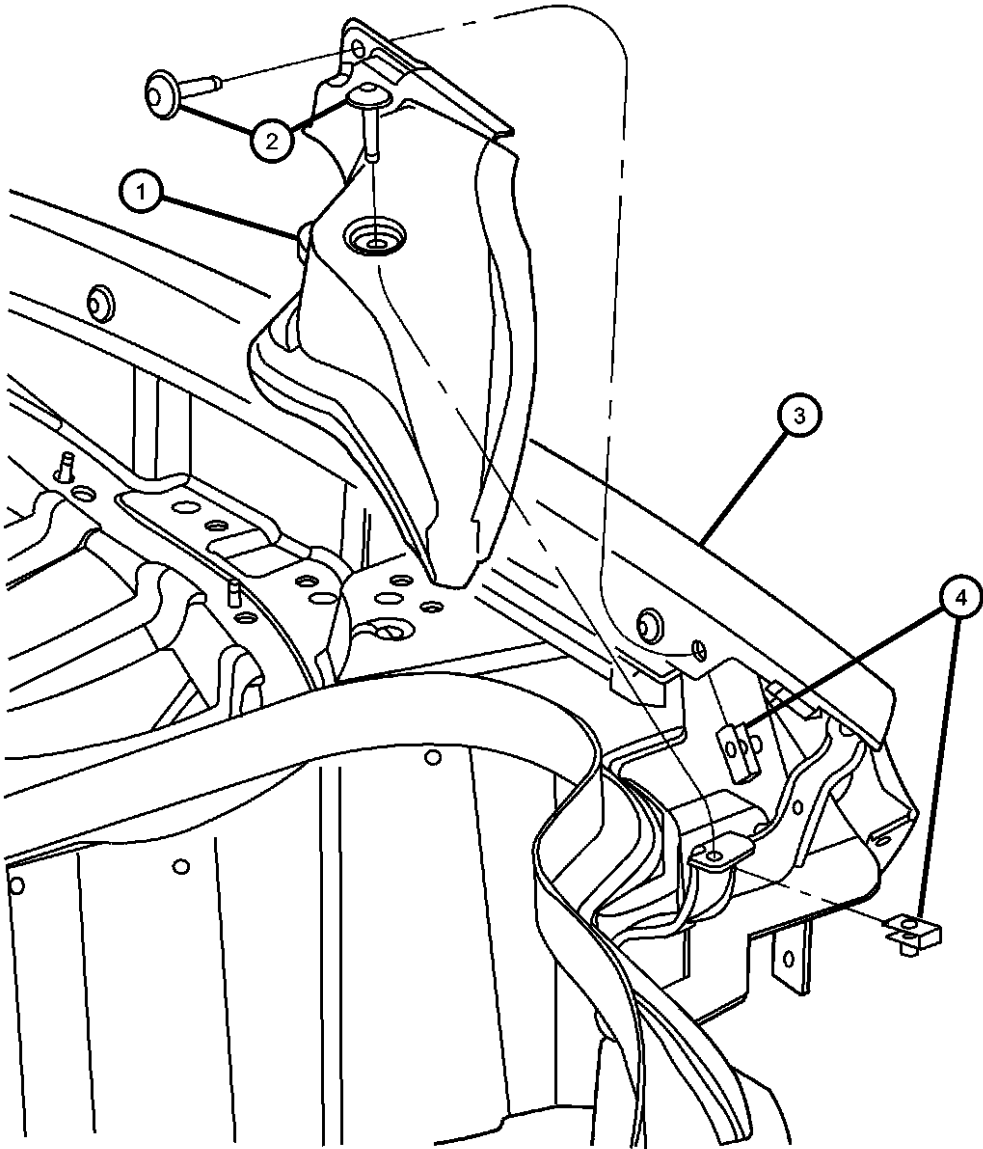
X = SPECIAL

29 = SPECIALTY COUPE

AR = use ase required - = Non illustrated part

2006 ZB

Panel - Tail Lamp  
Figure SZB-920



ITEM	PART NUMBER	QTY	LINE	SERIES	BODY	ENGINE	TRANS	TRIM	DESCRIPTION
1									PANEL, Taillamp Mounting
	05029124AA	1							Right
	05029125AA	1							Left
2	06507008AA	4							SCREW AND WASHER, Truss Head, M6x1x30
3	06507008AA	4							PANEL, Quarter Trim, Rear [Reference], (NOT REQUIRED)
4	06101442	4							U-NUT, M6 x 1.00, M6x1.00, Lamp Quarter Attaching
-5									BRACKET, Tail Lamp
	05029120AA	1			27				Right
	05029121AA	1			27				Left
-6	05029520AA	2							ISOLATOR, FOAM, Tail Lamp Cover

VIPER (ZB)					
SERIES	LINE	BODY	ENGINE	TRANSMISSION	
S = SPORT	D = DODGE	27 = 2-DR CONVERTIBLE	EWC = 8.3L V10 SFI Engine	DEC = 6-Speed Manual Transmission	
X = SPECIAL		29 = SPECIALTY COUPE			

AR = use ase required - = Non illustrated part

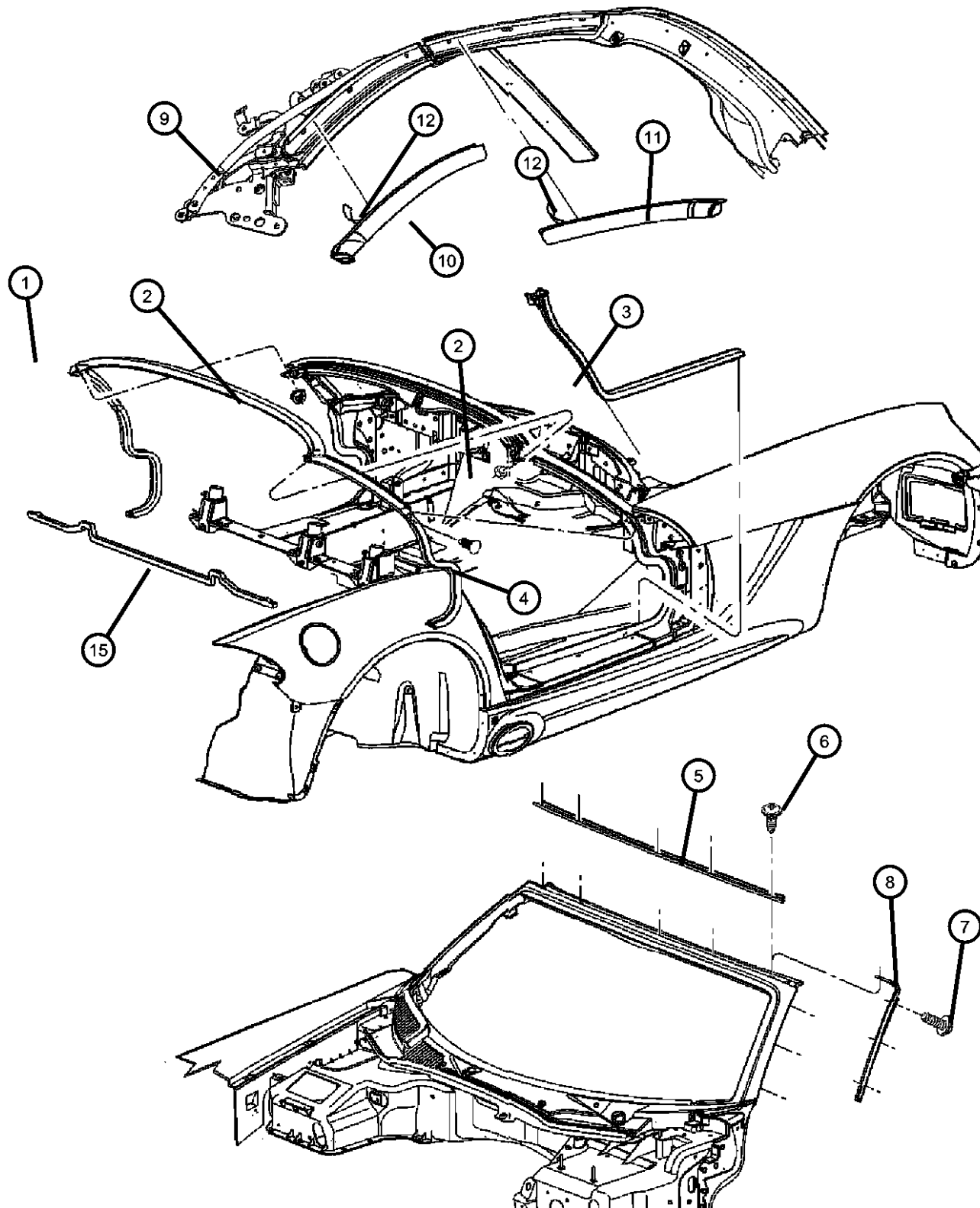
Loose Panels  
Figure SZB-930

ITEM	PART NUMBER	QTY	LINE	SERIES	BODY	ENGINE	TRANS	TRIM	DESCRIPTION
1	05029520AA	2							FRAME, Reference Only, (NOT REQUIRED)
2	05029520AA	2							FOIL, Insulator, (NOT SERVICED)
3									PANEL, Door Surround
	04865888AC	1							Right
	04865889AC	1							Left
4	06035625	6							SCREW, [.190-16x.750], Door Surround To Frame Sill
5	06035625	8							SCREW, [.190-16x.750], Door Surround To L-Bracket and Frame
6	04865891AA	4							BRACKET, Door Surround
7	04865891AA	4							FOAM, Door Surround, (NOT SERVICED)
8	06504118	8							U-NUT, M6 x 1.00, M6x1.00
9									BRACKET, B-Pillar
	05029350AA	1							Right
	05029351AA	1							Left
-10									INSULATOR
	05029342AA	1							Right
	05029343AA	1							Left
	05029346AA	2							Lower

VIPER (ZB)				
SERIES	LINE	BODY	ENGINE	TRANSMISSION
S = SPORT	D = DODGE	27 = 2-DR CONVERTIBLE	EWC = 8.3L V10 SFI Engine	DEC = 6-Speed Manual Transmission
X = SPECIAL		29 = SPECIALTY COUPE		

AR = use ase required - = Non illustrated part

Weatherstrips  
Figure SZB-1010



ITEM	PART NUMBER	QTY	LINE	SERIES	BODY	ENGINE	TRANS	TRIM	DESCRIPTION
1	04865561AG	1			27				WEATHERSTRIP, Header and A pillar
2	04865561AG	1							NUT AND WASHER, Hex, M5x.80, (NOT SERVICED)
3									WEATHERSTRIP, Front Door Opening
	04865562AF	1			27				Right
	04865563AF	1			27				Left
	05030096AB	1			29				Right
	05030097AB	1			29				Left
4	04658673	2							PIN PUSH, .150x.410, Attaching, Lower, A Pillar Weatherstrip
5	04865574AB	1			27				RETAINER, Weatherstrip
6	06508056AA	1			27				SCREW, M5x16
7	06508056AA	1			27				SCREW, M5x16
8									RETAINER, Weatherstrip
	04865576AB	1			27				Right
	04865577AB	1			27				Left
	05030176AA	1			29				Right
	05030177AA	1			29				Left
9	05030177AA	1							CONVERTIBLE TOP, Reference, (NOT REQUIRED)
10									WEATHERSTRIP, Folding Top Side Rail
	04865568AE	1			27				Right Rear
	04865569AE	1			27				Left Rear
11									WEATHERSTRIP, Folding Top Side Rail
	04865566AD	1			27				Right Front
	04865567AD	1			27				Left Front
12	04865567AD	1							TAPE, (NOT SERVICED)
-13	05029607AA	2							SEAL, Foam, Quarter Panel to frame
-14	05029443AB	2							SEAL, B-Pillar, B-Pillar to Frame
15	04865953AA	1							SEAL, Floor Pan, Trunk Pan Assy, Front

VIPER (ZB)

SERIES

LINE

BODY

ENGINE

TRANSMISSION

S = SPORT

D = DODGE

27 = 2-DR CONVERTIBLE

EWC = 8.3L V10 SFI Engine

DEC = 6-Speed Manual Transmission

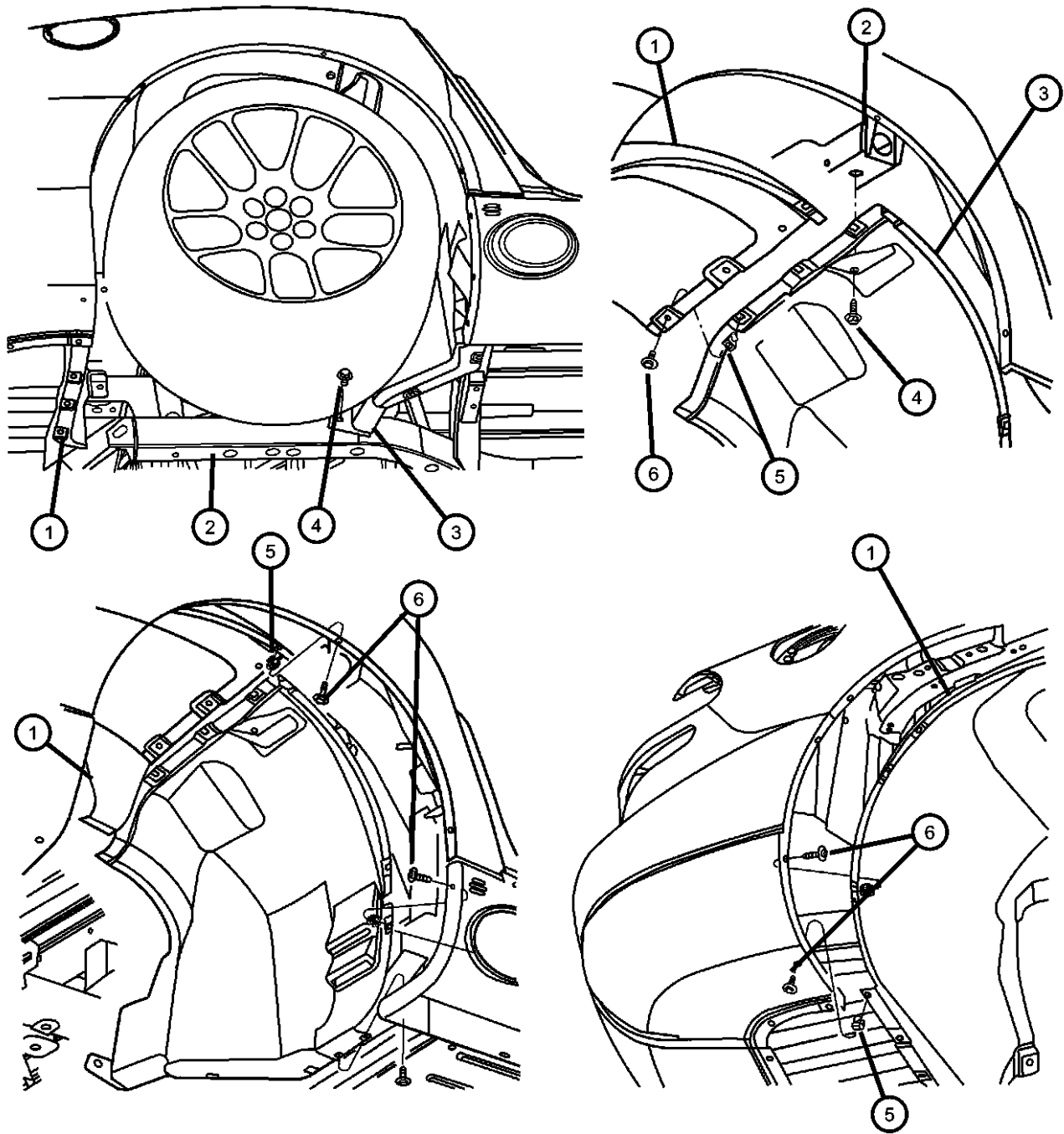
X = SPECIAL

29 = SPECIALTY COUPE

AR = use ase required - = Non illustrated part

2006 ZB

Shields - Rear Wheelhouse  
Figure SZB-1020

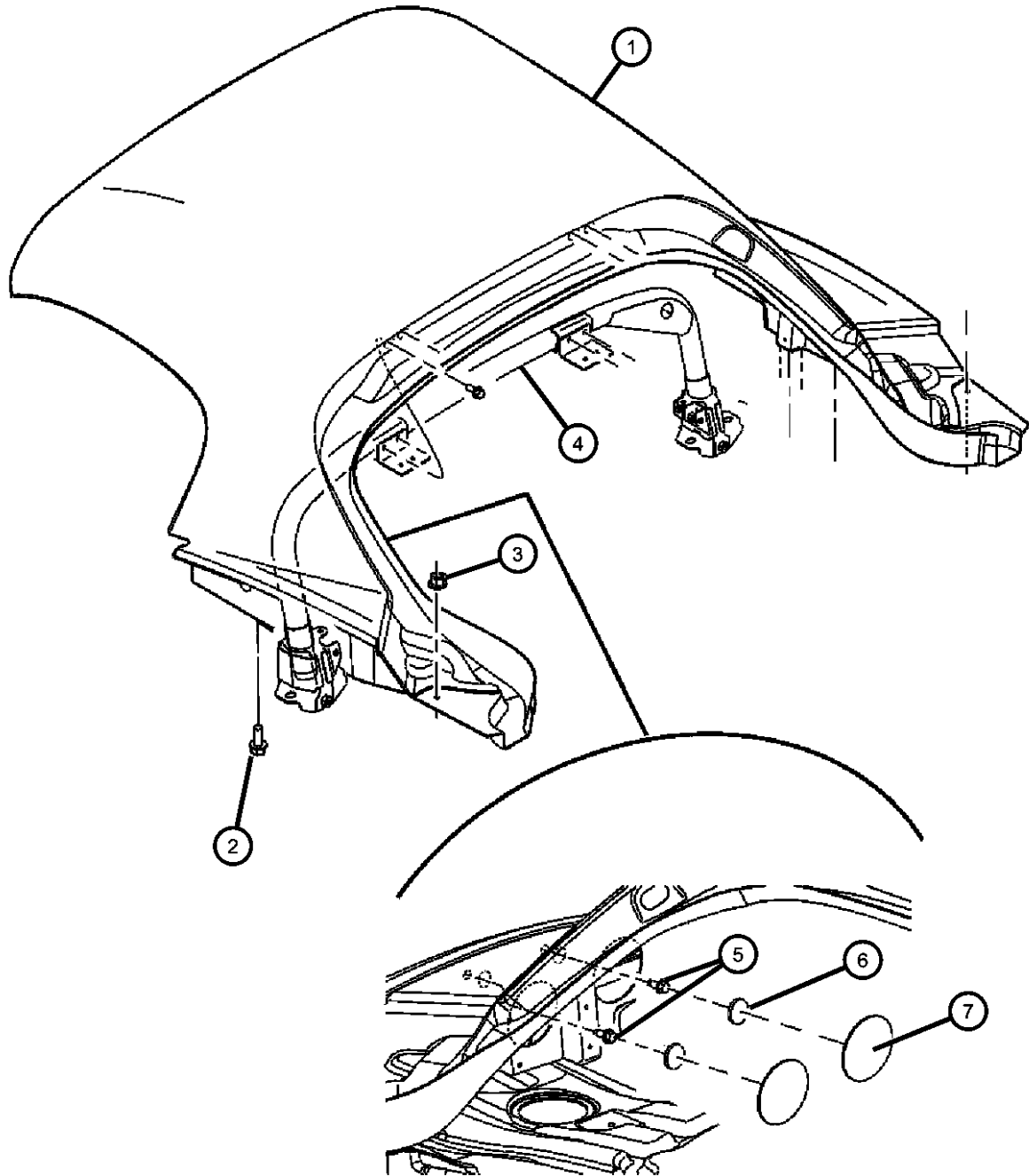


ITEM	PART NUMBER	QTY	LINE	SERIES	BODY	ENGINE	TRANS	TRIM	DESCRIPTION
1	04865646AD	1							SHIELD, Splash Right, Rear, Lower
	04865647AD	1							Left, Rear, Lower
2	04865647AD	1							FRAME, Reference, (NOT REQUIRED)
3	04865648AD	1							SHIELD, Splash Right, Rear, Upper
	04865649AD	1							Left, Rear, Upper
4	04865649AD	1							SCREW, Tapping Hex Flange Head, .250x14x.875, (NOT SERVICED)
5	06504118	1							U-NUT, M6 x 1.00, M6x1.00
6	06035625	6							SCREW, [.190-16x.750] Splash Shield
		24							Splash Shield Attaching

VIPER (ZB)				
SERIES	LINE	BODY	ENGINE	TRANSMISSION
S = SPORT	D = DODGE	27 = 2-DR CONVERTIBLE	EWC = 8.3L V10 SFI Engine	DEC = 6-Speed Manual Transmission
X = SPECIAL		29 = SPECIALTY COUPE		

AR = use ase required - = Non illustrated part

Roof Panel - 29 Body  
Figure SZB-1105

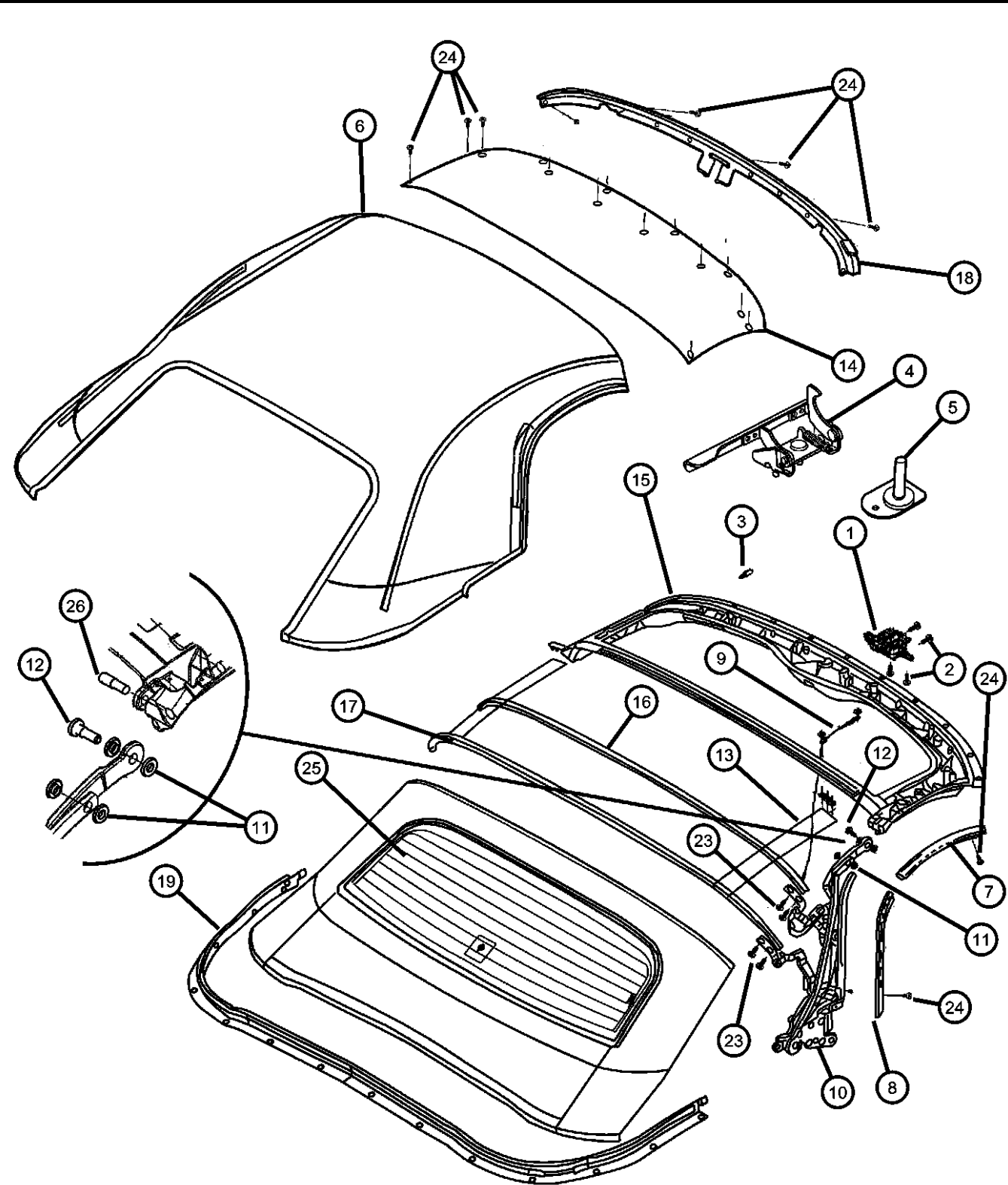


ITEM	PART NUMBER	QTY	LINE	SERIES	BODY	ENGINE	TRANS	TRIM	DESCRIPTION
1	05030030AB	1			29				PANEL, Roof
2	06503992	6			29				SCREW AND WASHER, Hex Head, M6x1x30
3	06102126AA	2			29				NUT AND WASHER, Hex, M6x1.0
4	05030031AB	1			29				BAR, Sport
5	06101718	2							SCREW AND WASHER, Oval Head, M6x1x25
6	06101718	2							COVER, (NOT SERVICED)
7	06101718	2							COVER, (NOT SERVICED)

VIPER (ZB)					
SERIES	LINE	BODY	ENGINE	TRANSMISSION	
S = SPORT	D = DODGE	27 = 2-DR CONVERTIBLE	EWC = 8.3L V10 SFI Engine	DEC = 6-Speed Manual Transmission	
X = SPECIAL		29 = SPECIALTY COUPE			



Folding Top - 27 Body  
Figure SZB-1110



ITEM	PART NUMBER	QTY	LINE	SERIES	BODY	ENGINE	TRANS	TRIM	DESCRIPTION
1	05029168AC	1			27				HANDLE AND LATCH, Folding Top
2	06507337AA	4			27				BOLT, M6x25
3	05029157AB	2			27				PIN, Dowel
4	04865936AD	1			27				LATCH AND BASE, Folding Top
5	04865781AA	12			27				STUD PLATE, Convertible Top Tack Strip Mounting
6	05029082AD	1			27				COVER, Folding Top
7									RETAINER, Weatherstrip
	04865570AC	1			27				Top Front Side rail, Right
	04865571AC	1			27				Top Front Side rail, Left
8									RETAINER, Weatherstrip
	04865572AC	1			27				Top Rear Side rail, Right
	04865573AC	1			27				Top Rear Side rail, Left
9	04865573AC	1							CABLE, (NOT SERVICED),
10									SIDE RAIL, Folding Top
	05029134AD	1			27				Linkage, Right
	05029135AD	1			27				Linkage, Left
11	05029195AA	8			27				BUSHING, Pivot
12	06507167AA	2							SCREW
13	05029080AB	1			27				STAYPAD ASSEMBLY, Folding Top
14	05029133AB	1			27				PANEL, Headliner
15	05029167AC	1			27				BOW, Folding Top, Number 2, Includes Front Header
16	05029130AA	1			27				BOW, Folding Top, Number 3
17	05029131AB	1			27				BOW, Folding Top, Number 4
18	05029079AC	1			27				MOLDING, Folding Top
19	05029076AC	1			27				PANEL, Tackstrip Support
-20	05029077AA	1			27				TACKSTRIP, Beltline Center
-21									TACKSTRIP, Beltline Outer
	05029084AC	1			27				Right
	05029085AC	1			27				Left
-22	05029215AC	1			27				COVER KIT, Tack Strip, Covers Item 21
23	06036444AA	8			27				SCREW, .25-20
24									SCREW
	06507763AA	12			27				Top Seal Retainer
		11			27				Top Seal Compression Panel
		14			27				Cloth Support Panel

VIPER (ZB)  
SERIES  
S = SPORT  
X = SPECIAL

LINE  
D = DODGE

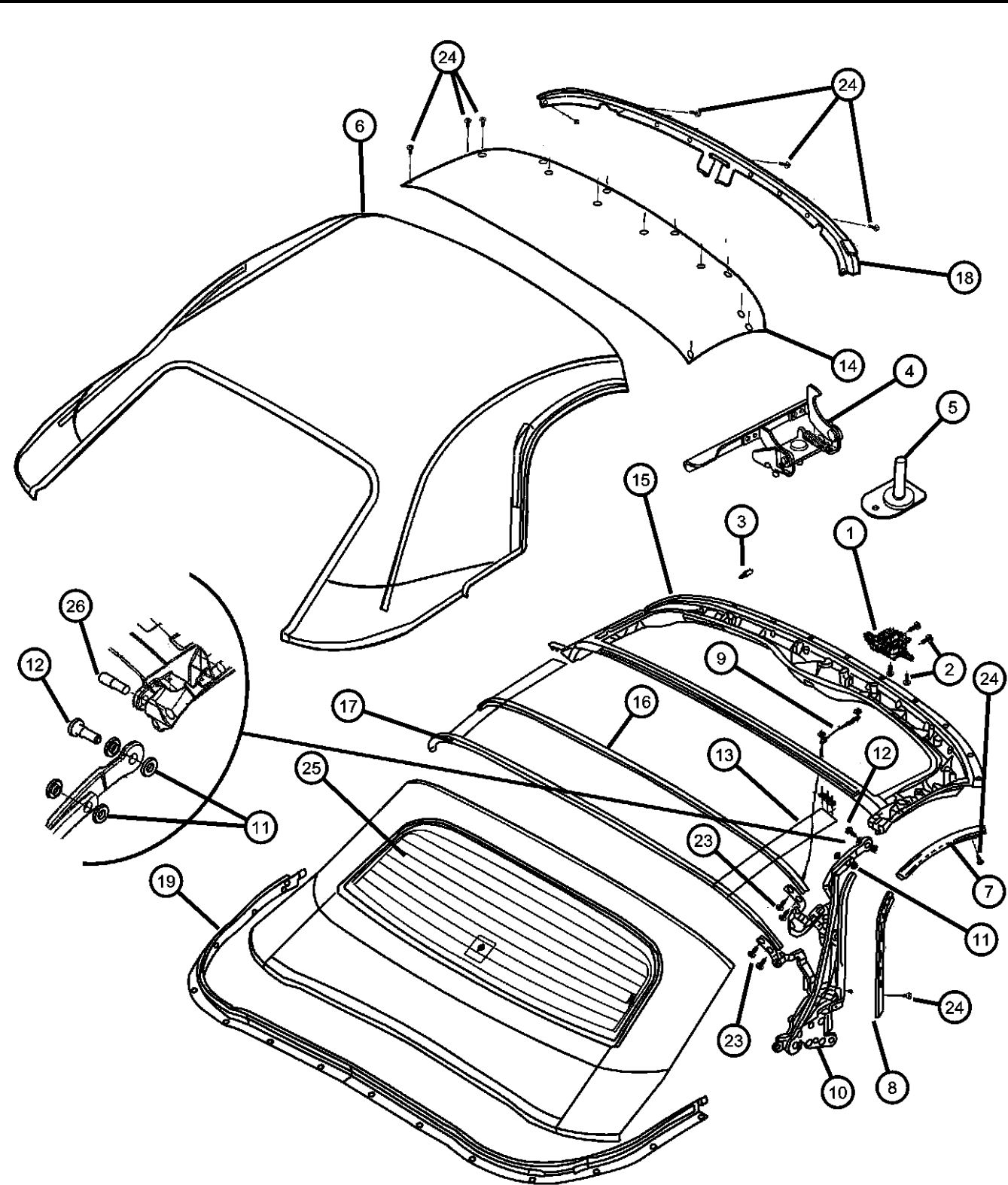
BODY  
27 = 2-DR CONVERTIBLE  
29 = SPECIALTY COUPE

ENGINE  
EWC = 8.3L V10 SFI Engine

TRANSMISSION  
DEC = 6-Speed Manual Transmission

AR = use ase required - = Non illustrated part

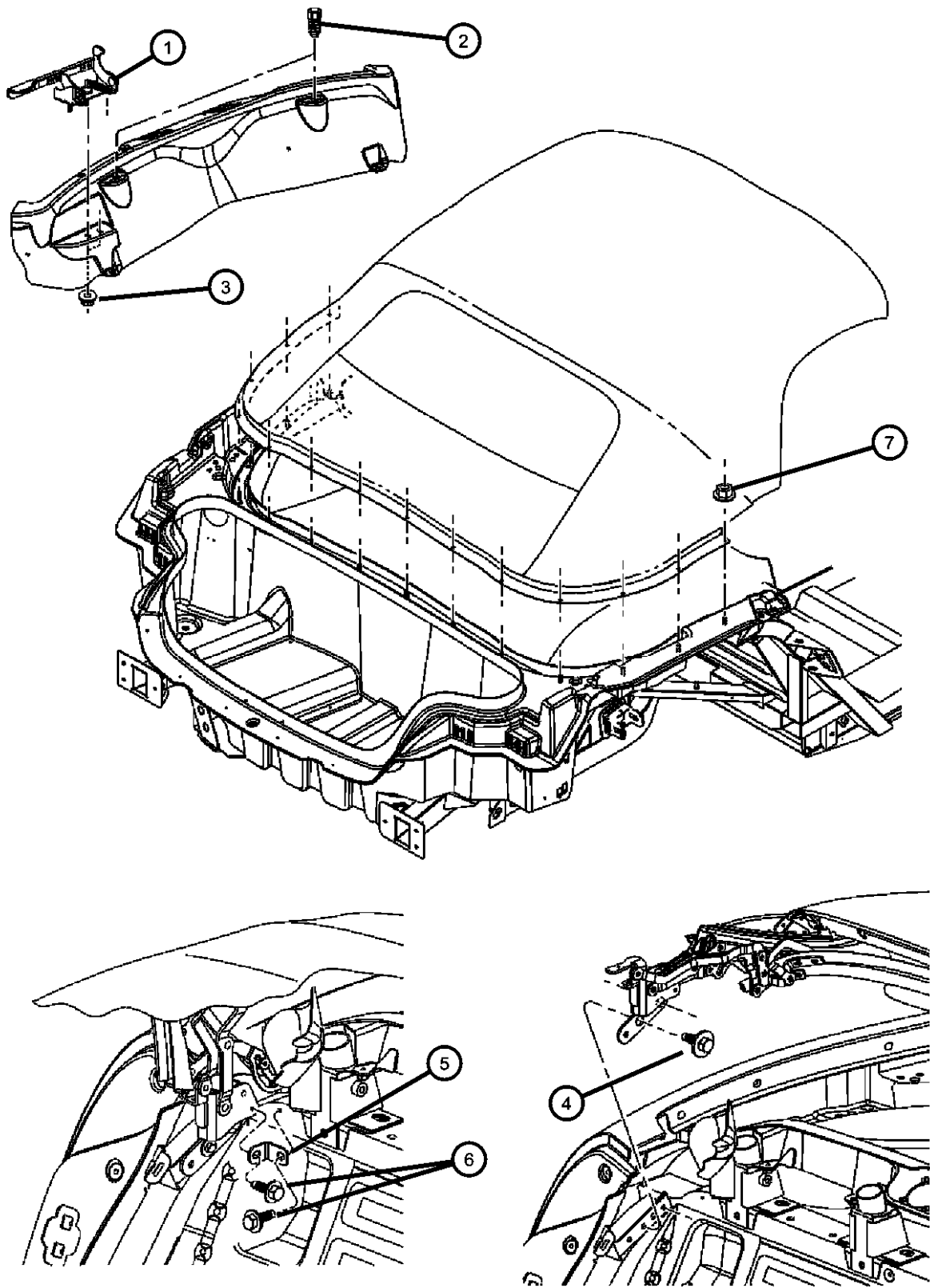
Folding Top - 27 Body  
Figure SZB-1110



ITEM	PART NUMBER	QTY	LINE	SERIES	BODY	ENGINE	TRANS	TRIM	DESCRIPTION
25	05029081AD DB11081CLN	1			27				BACKLITE Collision Replacement Glass
26	06507762AA	2			27				SCREW
-27	05029128AE	1			27				FRAME
-28	06505417AA	2			27				PUSH PIN, Weatherstrip to Top

VIPER (ZB)							
SERIES	LINE	BODY	ENGINE	TRANSMISSION			
S = SPORT	D = DODGE	27 = 2-DR CONVERTIBLE	EWC = 8.3L V10 SFI Engine	DEC = 6-Speed Manual Transmission			
X = SPECIAL		29 = SPECIALTY COUPE					

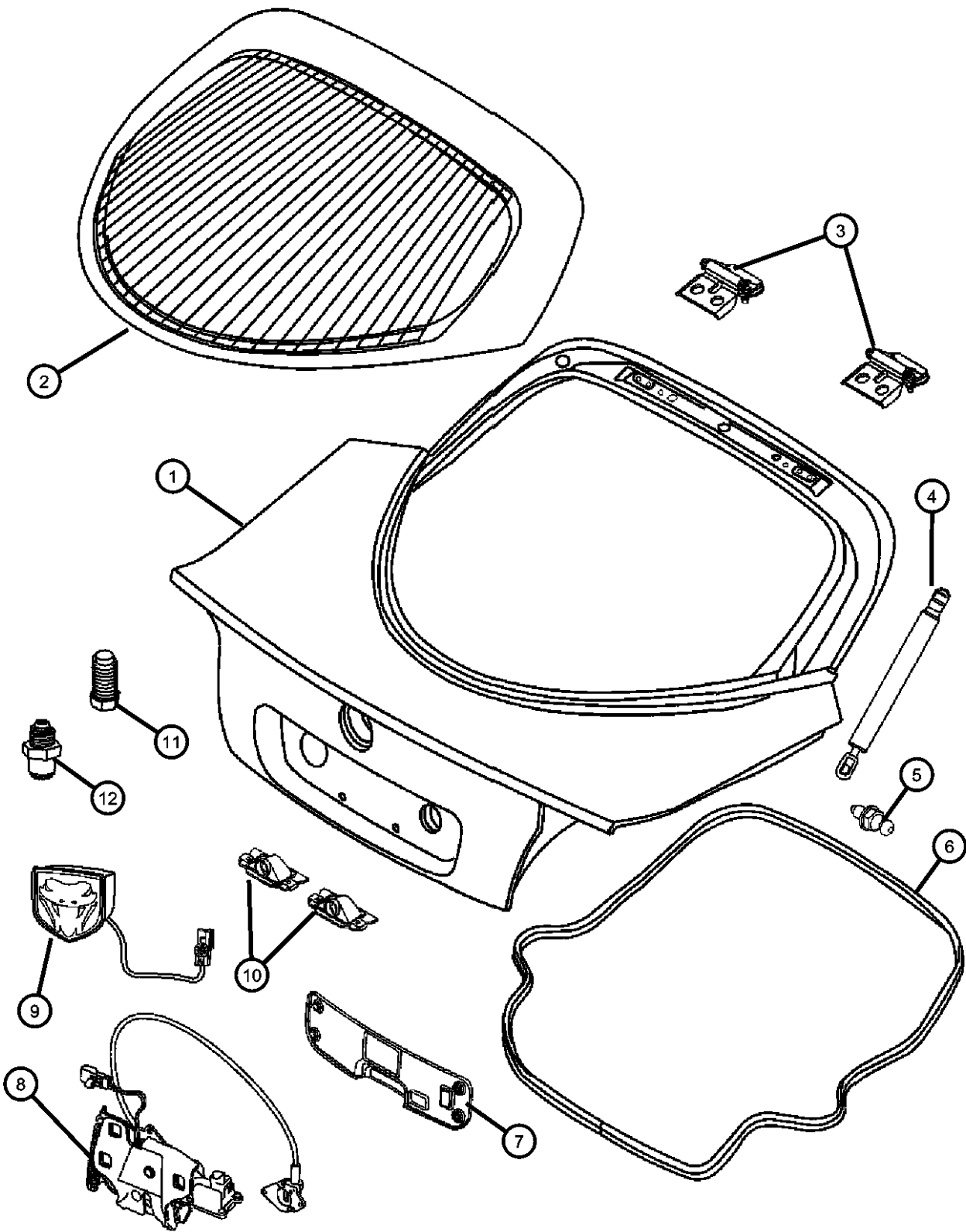
Folding Top - Attaching Parts - 27 Body  
Figure SZB-1115



ITEM	PART NUMBER	QTY	LINE	SERIES	BODY	ENGINE	TRANS	TRIM	DESCRIPTION
1	04865936AD	1			27				LATCH AND BASE, Folding Top
2	05256749	2			27				BUMPER, Deck Lid Adjuster
3	06101968	2							NUT, M6x1.00
4	06503351	4							SCREW AND WASHER, Hex Head, M8x1.25x35, Folding Top Attaching
5	04854372AA	2			27				BRACKET
6	06102050AA	4							SCREW, Hex Flange Head, M6.3 x 1.81 x 15.00, Bracket Attaching
7	06102238AA	14			27				NUT, M6x1

VIPER (ZB)					
SERIES	LINE	BODY	ENGINE	TRANSMISSION	
S = SPORT	D = DODGE	27 = 2-DR CONVERTIBLE	EWC = 8.3L V10 SFI Engine	DEC = 6-Speed Manual Transmission	
X = SPECIAL		29 = SPECIALTY COUPE			

Lifgate - 29 Body  
Figure SZB-1310

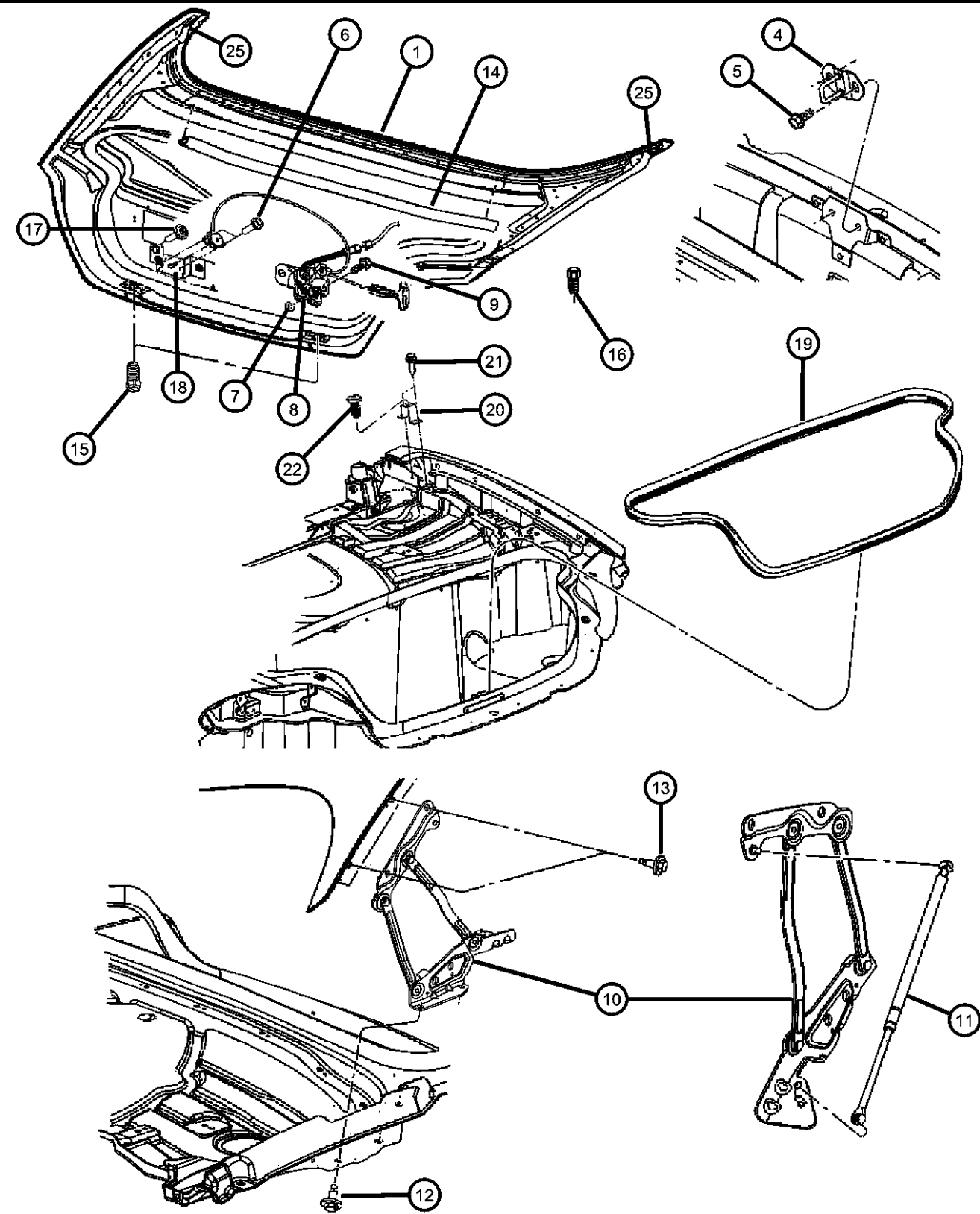


ITEM	PART NUMBER	QTY	LINE	SERIES	BODY	ENGINE	TRANS	TRIM	DESCRIPTION
1	05030033AA	1			29				LIFTGATE
2	05030041AB DB10994GTN	1			29				GLASS, Liftgate Collision Replacement Glass
3	05030118AA	2			29				HINGE, Liftgate
4	05030099AA	2			29				PROP, Liftgate
5	05030174AA	1			29				BALL STUD, Liftgate Mounted
6	05030098AA	1			29				WEATHERSTRIP, Liftgate
7	1BY68VXLAB	1			29				COVER, Liftgate Trim
8	05030356AA	1			29				LATCH, Liftgate
9	05030107AB	1			29				LAMP, High Mounted Stop
10	04642929AB	3			29				LAMP, License Plate
11	05029232AA	2			29				BUMPER, Deck Lid Overslam, Rear
12	05008628AA	2			29				BUMPER, Deck Lid, Front

VIPER (ZB)					
SERIES	LINE	BODY	ENGINE	TRANSMISSION	
S = SPORT	D = DODGE	27 = 2-DR CONVERTIBLE	EWC = 8.3L V10 SFI Engine	DEC = 6-Speed Manual Transmission	
X = SPECIAL		29 = SPECIALTY COUPE			

AR = use ase required - = Non illustrated part

Deck Lid - 27 Body  
Figure SZB-1320

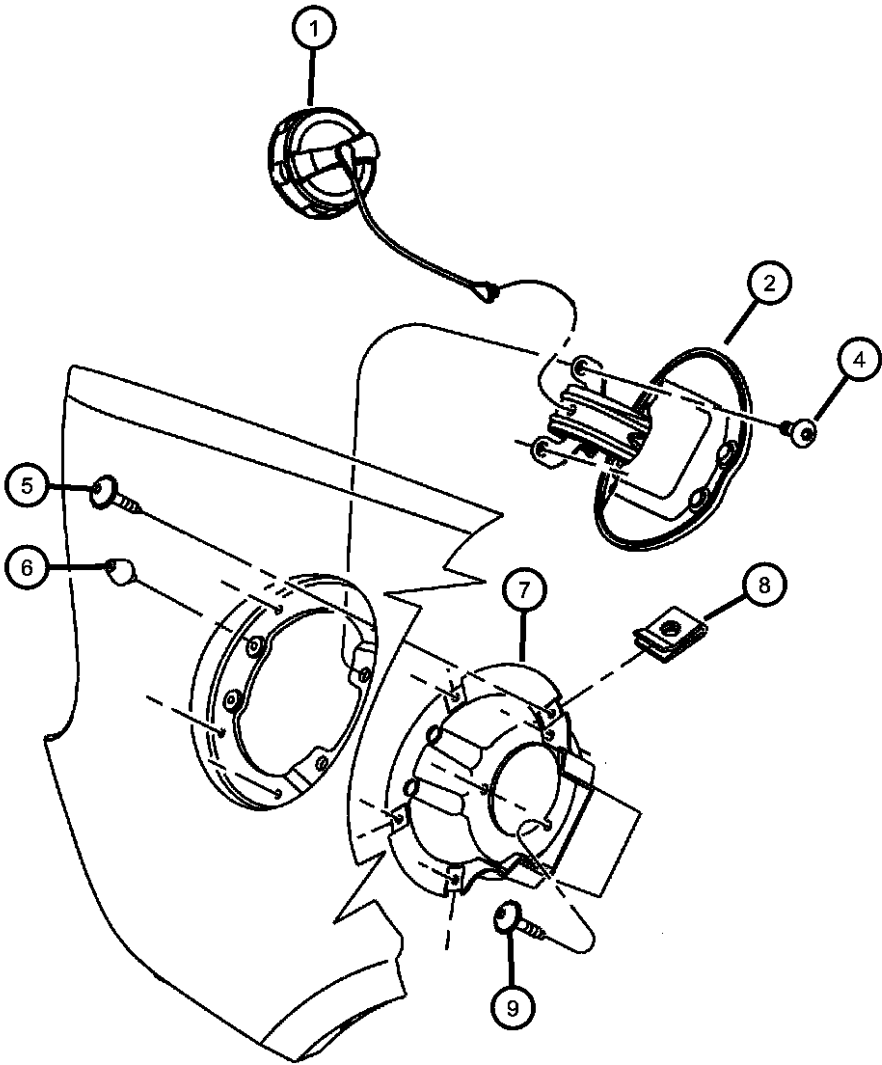


ITEM	PART NUMBER	QTY	LINE	SERIES	BODY	ENGINE	TRANS	TRIM	DESCRIPTION
Note: Sales Code: [SDP] = Service Dealer Paint									
1	04865482AG	1			27				DECKLID
-2	05030590AA	2	D		27				SEAL, Deck Lid
-3	06505417AA	6							PUSH PIN
4	04763384AB	1							STRIKER, Backlite
5	06101651	2							SCREW, Hex Head, M6x1x16, Striker Attaching
6	06101651	2							RIVET, Blind Bulb, [.125x.445], (NOT SERVICED)
7	06100877	4							WASHER, Flat, M6, Decklid Latch
8	05029156AB	1							LATCH, Decklid, With Cable and Switch
9	06102396AA	2							SCREW AND WASHER, Oval Head, M6x1x25, Latch Attaching to Decklid
10									HINGE, Deck Lid
	04865618AB	1			27				Right
	04865619AB	1			27				Left
11	04865981AA	2			27				PROP, Deck Lid
12	06101636	6			27				SCREW AND WASHER, Hex Head, M8x1.25x25
13	06101636	6							SCREW AND WASHER, Hex Head, M8x1.25x25, Serviced in Assembly, (NOT SERVICED)
14	05029136AA	1			27				ISOLATOR, Decklid
15	05029232AA	2			27				BUMPER, Deck Lid Overslam
16	05256749	2			27				BUMPER, Deck Lid Adjuster
17	06035625	3			27				SCREW, [.190-16x.750]
18	04865876AA	1			27				BRACKET, Key Cylinder
19	05029349AC	1			27				WEATHERSTRIP, Decklid
20	05029210AA	2			27				BRACKET, Deck Lid Overslam
21	06034844	4			27				RIVET, Blind, .250x.375/.562
22	05029179AA	6							BUMPER, Hood
-23	05029179AA	6							WATERDAM, Liftgate, (NOT SERVICED)
-24	04865778AA	1			27				BRACKET, Deck Lid Striker Mounting
25	05029766AA	2							DEFLECTOR, Air

VIPER (ZB)					
SERIES	LINE	BODY	ENGINE	TRANSMISSION	
S = SPORT	D = DODGE	27 = 2-DR CONVERTIBLE	EWC = 8.3L V10 SFI Engine	DEC = 6-Speed Manual Transmission	
X = SPECIAL		29 = SPECIALTY COUPE			

AR = use ase required - = Non illustrated part

Fuel Filler Door  
Figure SZB-1330



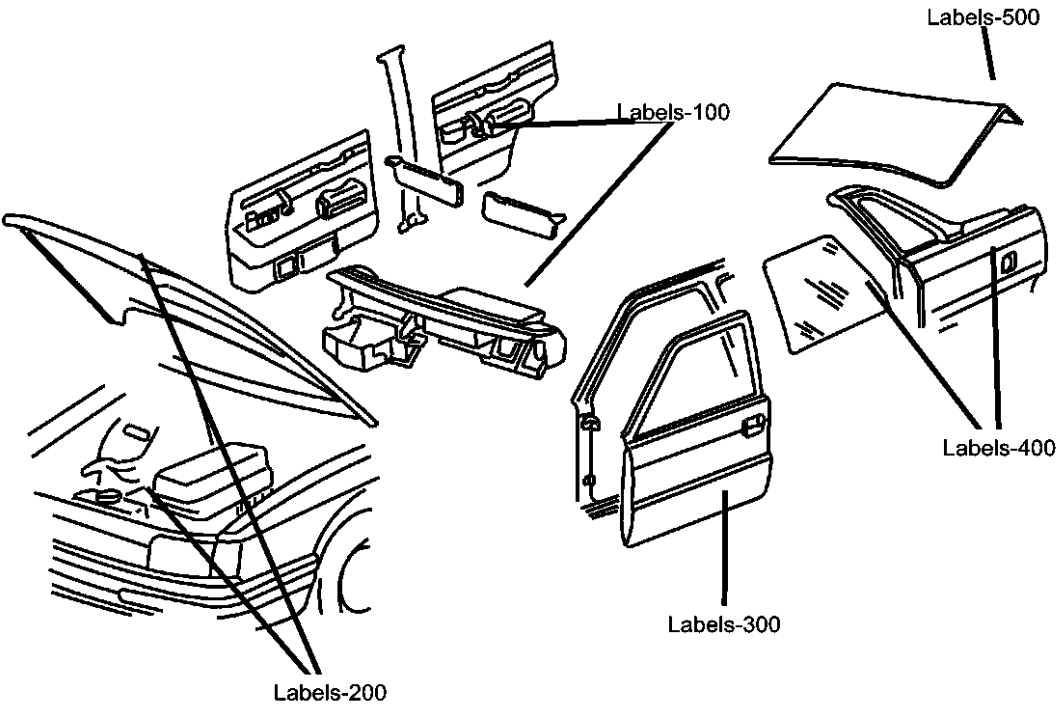
ITEM	PART NUMBER	QTY	LINE	SERIES	BODY	ENGINE	TRANS	TRIM	DESCRIPTION
1	05290145AD	1							CAP, Fuel Filler
2									DOOR, Fuel Fill
	04865738AB	1			27				
	05030331AA	1			29				
-3	05029816AA	1							RETAINER, Fuel Tank Filler Cap
4	06504791	2							SCREW, TAPPING, BUTTON HEAD, M6 X 1.00 X 18.00, Fuel Door to Quarter Panel
5	00153835	4							SCREW, .164-18x.625, Fuel Filler Housing Attach
6	05029238AA	2							BUMPER, Fuel Door
7	04865906AB	1							HOUSING, Fuel Filler
8	06036491AA	4							NUT, Spring U Type, For .164-18 Screw
9	00153634	3							SCREW, [.190-16x.750], Filler Tube Attaching

VIPER (ZB)					
SERIES	LINE	BODY	ENGINE	TRANSMISSION	
S = SPORT	D = DODGE	27 = 2-DR CONVERTIBLE	EWC = 8.3L V10 SFI Engine	DEC = 6-Speed Manual Transmission	
X = SPECIAL		29 = SPECIALTY COUPE			

AR = use ase required - = Non illustrated part




# Group - LBLS

## Labels All Vehicle Locations



### Group - LBLS Labels All Vehicle Locations

Illustration Title	Group-Fig. No.
<b>Interior</b> Instrument Panel, Visors and Trim.....	Fig. LBLS - 110
<b>Under Hood</b> Engine Compartment .....	Fig. LBLS - 210
<b>Doors</b> Doors and Pillars .....	Fig. LBLS - 310

<b>LBLS-100</b> Interior	<b>LBLS-200</b> Under Hood	<b>LBLS-300</b> Doors	
			

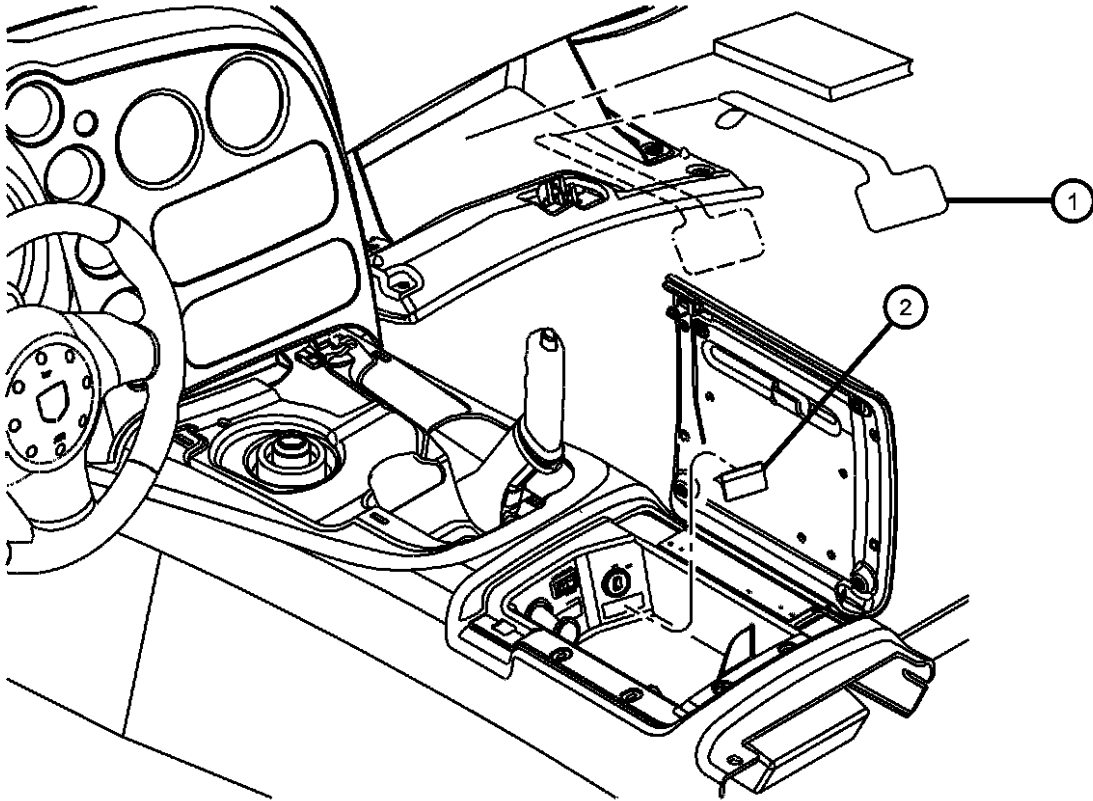
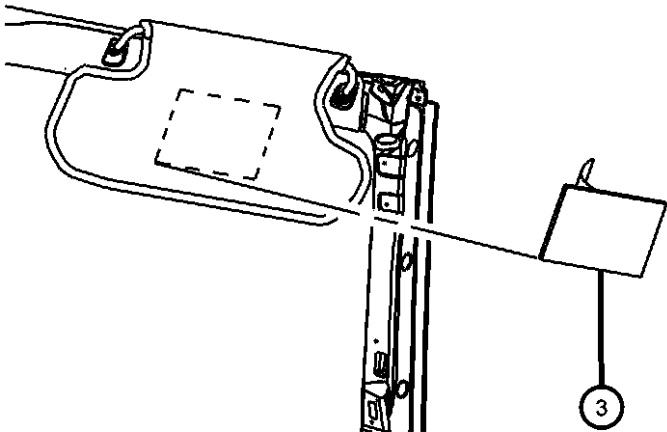
Instrument Panel, Visors and Trim  
Figure LBLS-110

ITEM	PART NUMBER	QTY	LINE	SERIES	BODY	ENGINE	TRANS	TRIM	DESCRIPTION
------	----------------	-----	------	--------	------	--------	-------	------	-------------

Note: Sales Code:  
[CGZ] = Air Bag On/Off Switch - Passenger

1	04595749AA	1
2	05029280AA	1
3	55350848AA	2

LABEL, Air Bag Warning,  
Removable, English/French  
LABEL, Air Bag Warning, French  
[CGZ]  
LABEL, Air Bag Warning, Visor



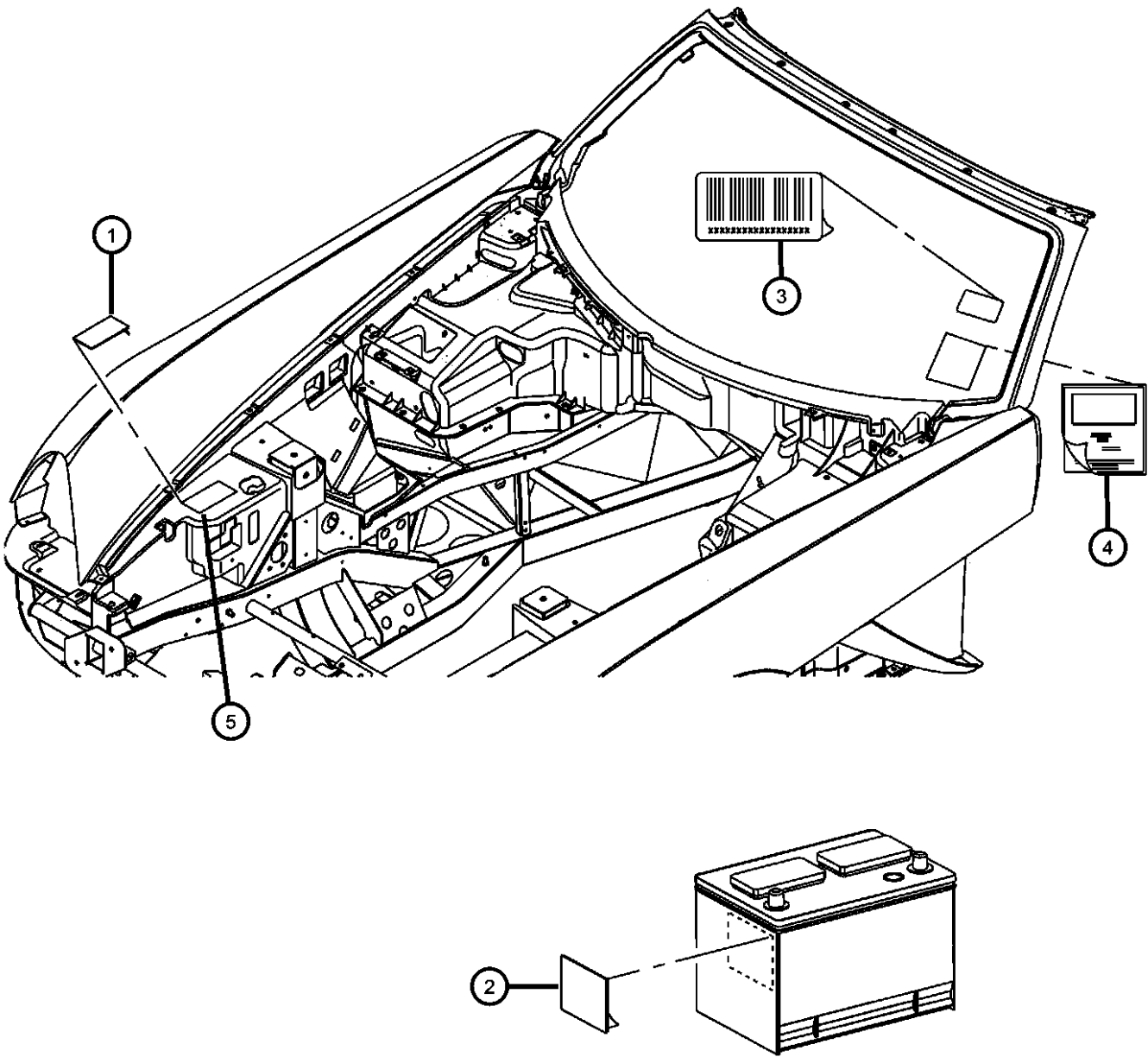
VIPER (ZB)					
SERIES	LINE	BODY	ENGINE	TRANSMISSION	
S = SPORT	D = DODGE	27 = 2-DR CONVERTIBLE	EWC = 8.3L V10 SFI Engine	DEC = 6-Speed Manual Transmission	
X = SPECIAL		29 = SPECIALTY COUPE			

AR = use ase required - = Non illustrated part



Engine Compartment  
Figure LBL5-210

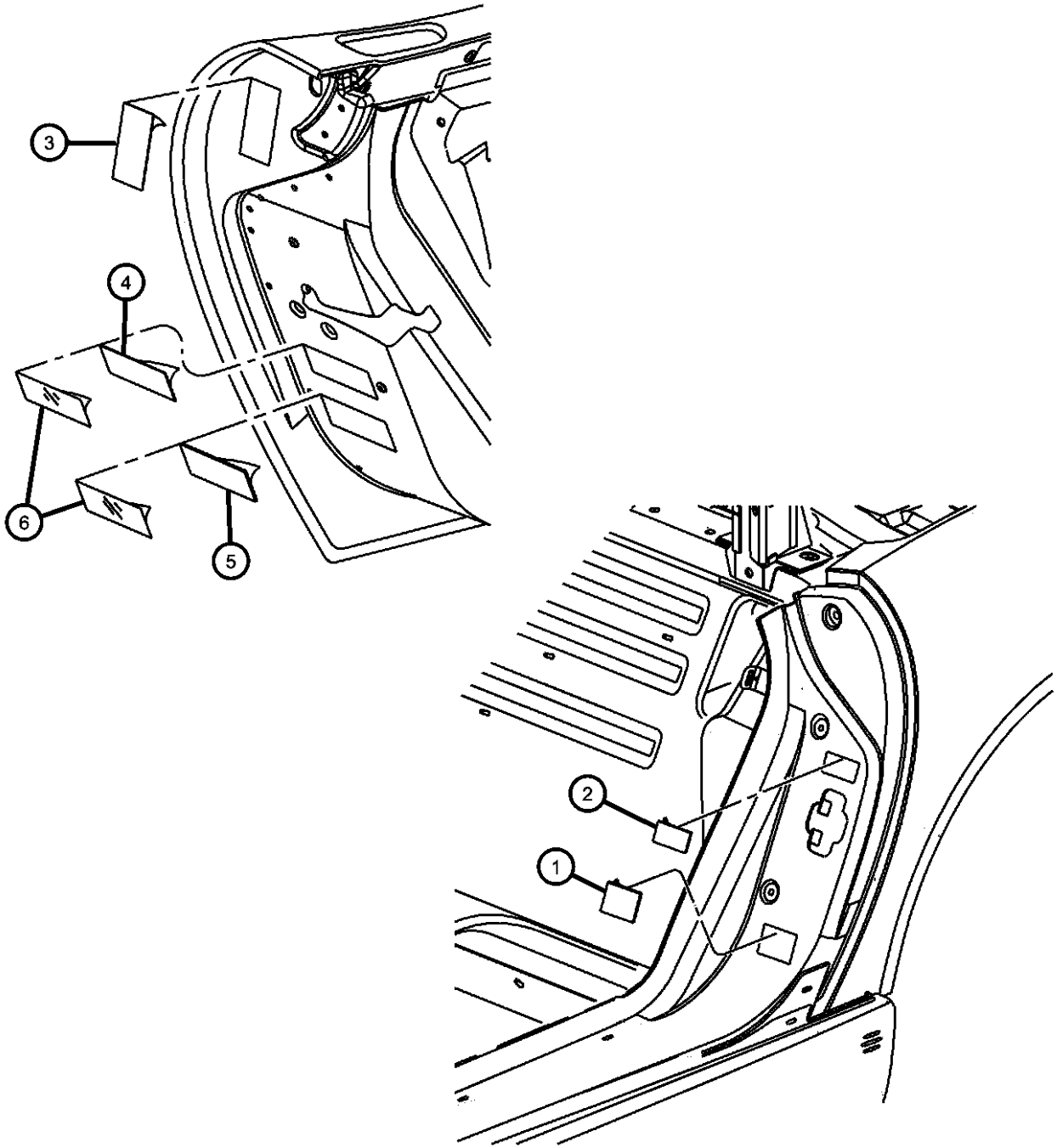
ITEM	PART NUMBER	QTY	LINE	SERIES	BODY	ENGINE	TRANS	TRIM	DESCRIPTION
1	05037995AB	1							LABEL, Belt Routing
2	04848923AA	1							LABEL, Battery, English/French
3	04848923AA	1							LABEL, VIN, Bar Code, (NOT SERVICED)
4	04848923AA	1							LABEL, Quality Assurance Test, (NOT SERVICED)
5	05037353AA	1							LABEL, Fan Caution
-6									LABEL, Emission
	05037951AA	1				EWC			
	05164114AA	1							



VIPER (ZB)				
SERIES	LINE	BODY	ENGINE	TRANSMISSION
S = SPORT	D = DODGE	27 = 2-DR CONVERTIBLE	EWC = 8.3L V10 SFI Engine	DEC = 6-Speed Manual Transmission
X = SPECIAL		29 = SPECIALTY COUPE		

AR = use ase required - = Non illustrated part

Doors and Pillars  
Figure LBL5-310



ITEM	PART NUMBER	QTY	LINE	SERIES	BODY	ENGINE	TRANS	TRIM	DESCRIPTION
Dflee6									
1	04708337AB	2							LABEL, Exhaust Warning, Canada
2	04708022	2							LABEL, Warning Bar
3	04708022	2							LABEL, Tire Pressure, (NOT SERVICED)
4	04708022	2							LABEL, Certification, Canada Specifications, (NOT SERVICED)
5	04708022	2							LABEL, Certification, U.S. Specifications, (NOT SERVICED)
6	04708022	2							OVERLAY, Vehicle Certification, (NOT SERVICED)

VIPER (ZB)					
SERIES	LINE	BODY	ENGINE	TRANSMISSION	
S = SPORT	D = DODGE	27 = 2-DR CONVERTIBLE	EWC = 8.3L V10 SFI Engine	DEC = 6-Speed Manual Transmission	
X = SPECIAL		29 = SPECIALTY COUPE			