

VIN PLATE DECODING INFORMATION

1	2	3	4	5	6	7	8	9	10	11	12 thru 17
Country	Make	Vehicle Type	Other	Line	Series	Body Style	Engine	Check Digit	Model Year	Assy. Plant	Sequence No.

The following table interprets the VIN Plate position shown above.

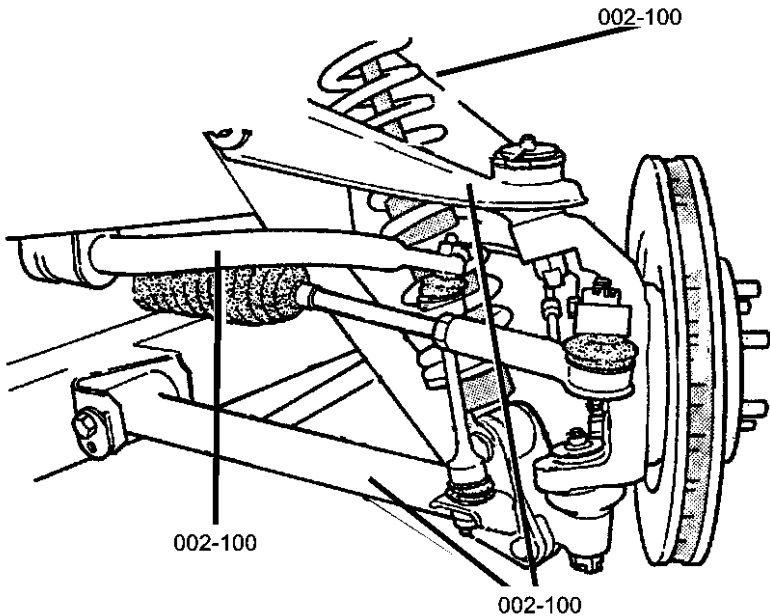
Position	Interpretation	Codes = Description
1	Country of Origin	1 = DaimlerChrysler Corporation
2	Assembler	C = Chrysler
3	Vehicle Type	3 = Passenger
4	GVWR & Pass. Safety	A = Restraint System Active Front & Side Air Bags (CGS) B = Restraint System Manual/Active Uni-belt (CGA) D = Restraint System w/o Air Bags (CGJ) E = Restraint System Active Driver & Passenger Air Bags (CGW)
5	Vehicle Line	N = Crossfire (LHD) P = Crossfire (RHD)
6	Series	5 = Premium
7	Body Style	6 = Crossfire (29)
8	Engine	L = 3.2L V6 18V SOHC (EGX) N = 3.2L V6 Supercharged (EGZ)
9	Check Digit	0 = Check Digit 0 = Check Digit 0 = Check Digit
10	Model Year	4 = 2004 4 = 2004
11	Assembly Plant	X = Karmann - Osnabrueck X = Karmann - Osnabrueck
12 thru 17	Vehicle Build Sequence	Model Year Assembly Sequence

# Group - 2

## Front Suspension & Drive

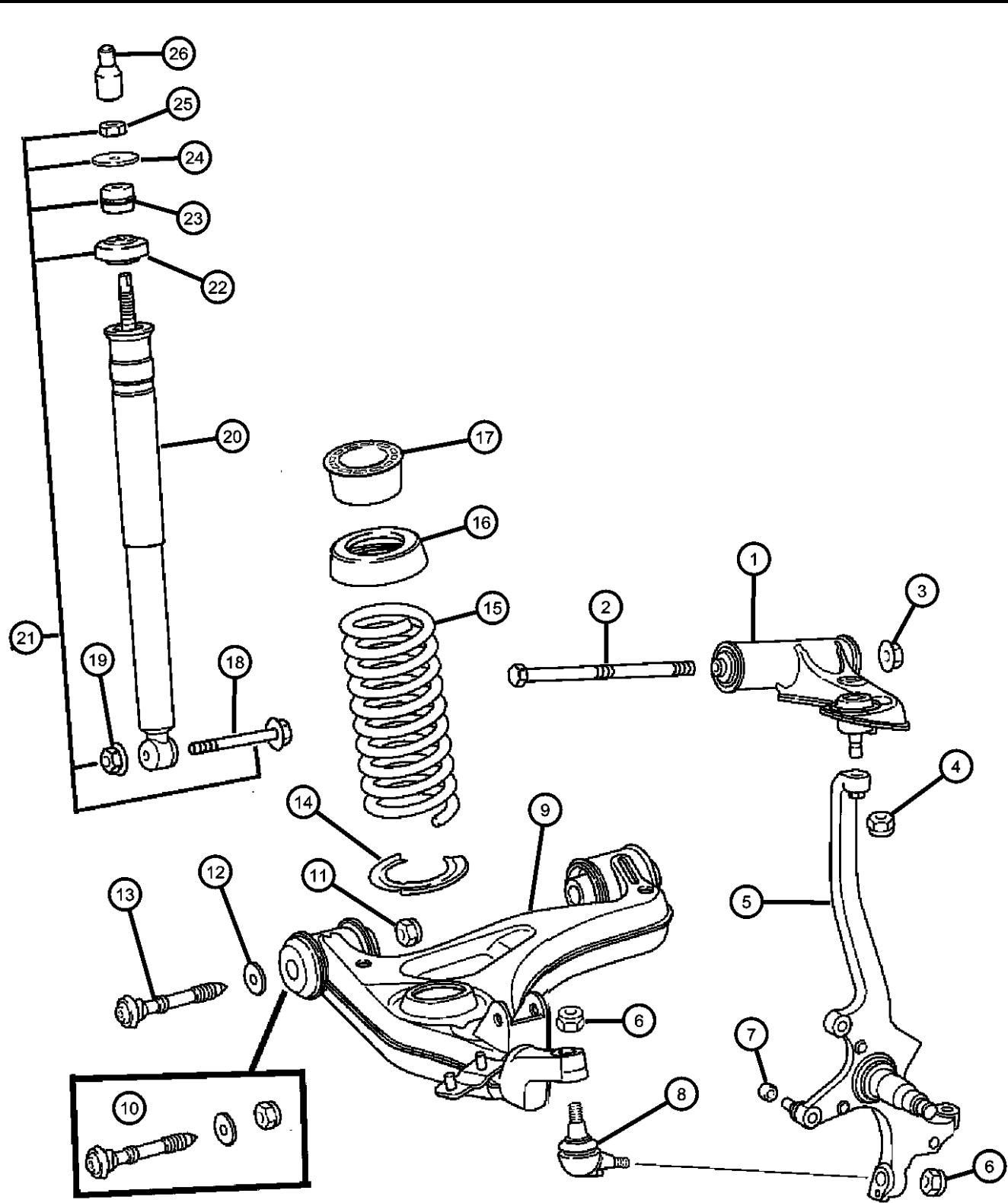
### Group - 2 Front Suspension & Drive

Illustration Title	Group-Fig. No.
<b>Front Suspension</b>	
Suspension, Front.....	Fig. 2 - 120
Sway Bar, Front .....	Fig. 2 - 130



<div>002-100</div> <div>Front Suspension</div> <div></div>			
--	--	--	--

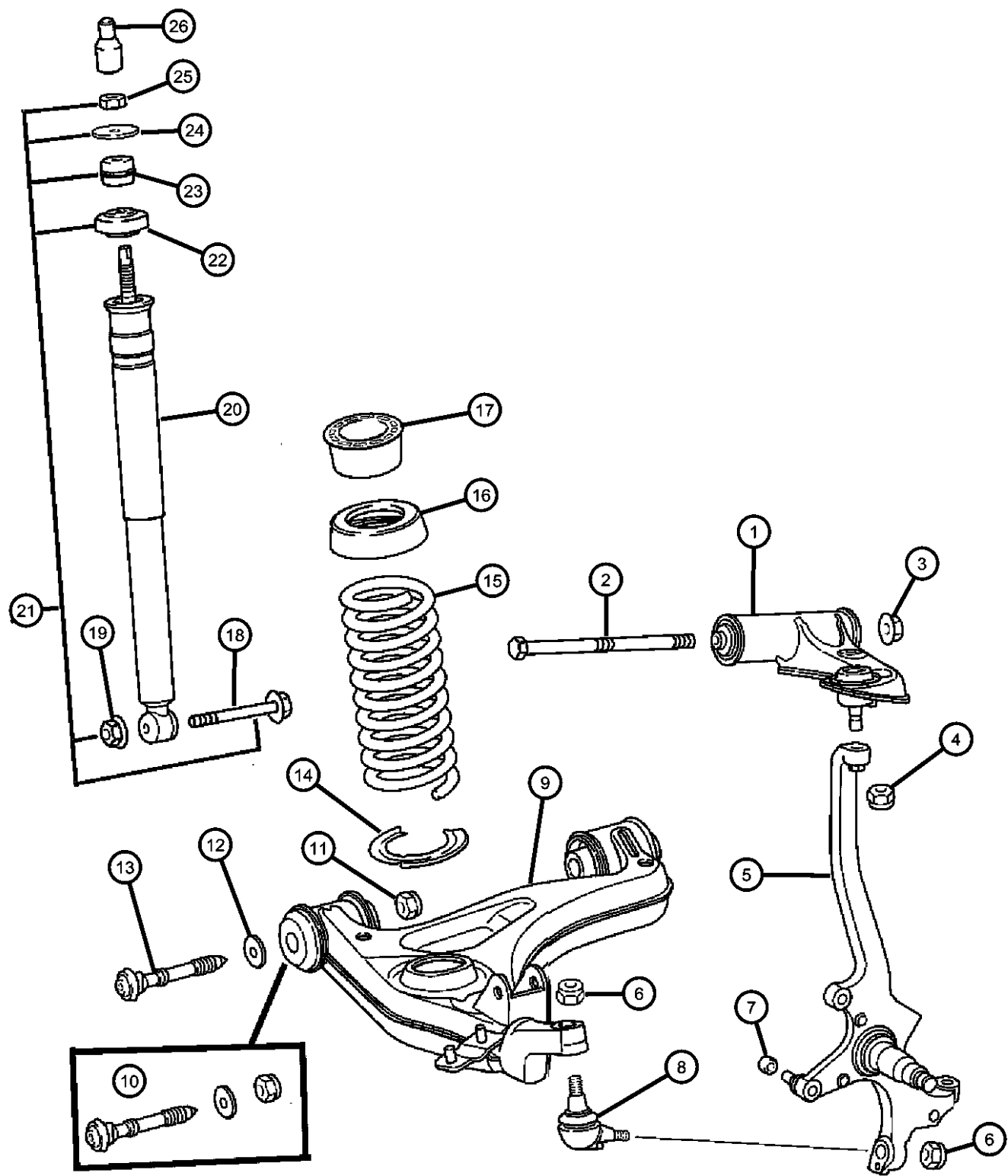
Suspension, Front  
Figure 2-120



ITEM	PART NUMBER	QTY	LINE	SERIES	BODY	ENGINE	TRANS	TRIM	DESCRIPTION
1									ARM, Upper Control, Front
	05101056AA	1			29				Left
	05101057AA	1			29				Right
2	05097584AA	2			29				BOLT
3	05098116AA	2			29				NUT, Hex Flange
4	05097588AA	1			29				NUT
5									KNUCKLE, Front
	05097556AA	1			29				Right
	05097557AA	1			29				Left
6	05097586AA	2			29				NUT, Hex
7	05101546AA	2			29				CAP, Bolt Cover
8	05099237AA	1			29				BALL JOINT, Lower Control Arm
9									ARM, Lower Control, Front
	05099898AA	1			29				Left
	05099899AA	1			29				
10	05140876AA	1			29				BOLT KIT, Camber Adjustment, Contains Items 11, 12, 13
11	05097586AA	2			29				NUT, Hex
12	05099736AA	2			29				WASHER
13	05097558AA	2			29				SCREW
14	05099730AA	2			29				ISOLATOR, Spring
15	05102297AA	2			29				SPRING, Front Coil
16									ISOLATOR, Spring
	05102303AA	2			29				1 Burl [5 MM]
	05102304AA	2			29				2 Burls [9 MM]
	05102305AA	2			29				3 Burls [13 MM]
	05102306AA	2			29				4 Burls [17 MM]
	05102307AA	2			29				5 Burls [21 MM]
17	05099176AA	2			29				SUPPORT, Shock Absorber
18	05096989AA	2			29				BOLT, Hex Flange Head
19	05098116AA	2			29				NUT, Hex Flange
20	05096749AA	2			29				SHOCK ABSORBER, Suspension, Front
21	05127493AA	2			29				REPAIR KIT, Shock absorber
22	05101369AA	2			29				GROMMET, Shock Absorber

CROSSFIRE (ZH)		BODY		ENGINE	TRANSMISSION
SERIES	LINE				
P = PREMIUM	C = CHRYSLER	27 = 2-DR CONVERTIBLE		EGX = Engine - 3.2L V6 SOHC 18 Valve	DGJ = Transmission-5-Spd. Automatic,W5A580
S = SPORT	Z = CHRYSLER	29 = SPECIALTY COUPE		EGZ = Engine - 3.2L V6 Supercharged	DED = Transmission - 6-Speed Manual
X = SPECIAL					DGU = Transmission - 5-Spd Automatic

Suspension, Front  
Figure 2-120

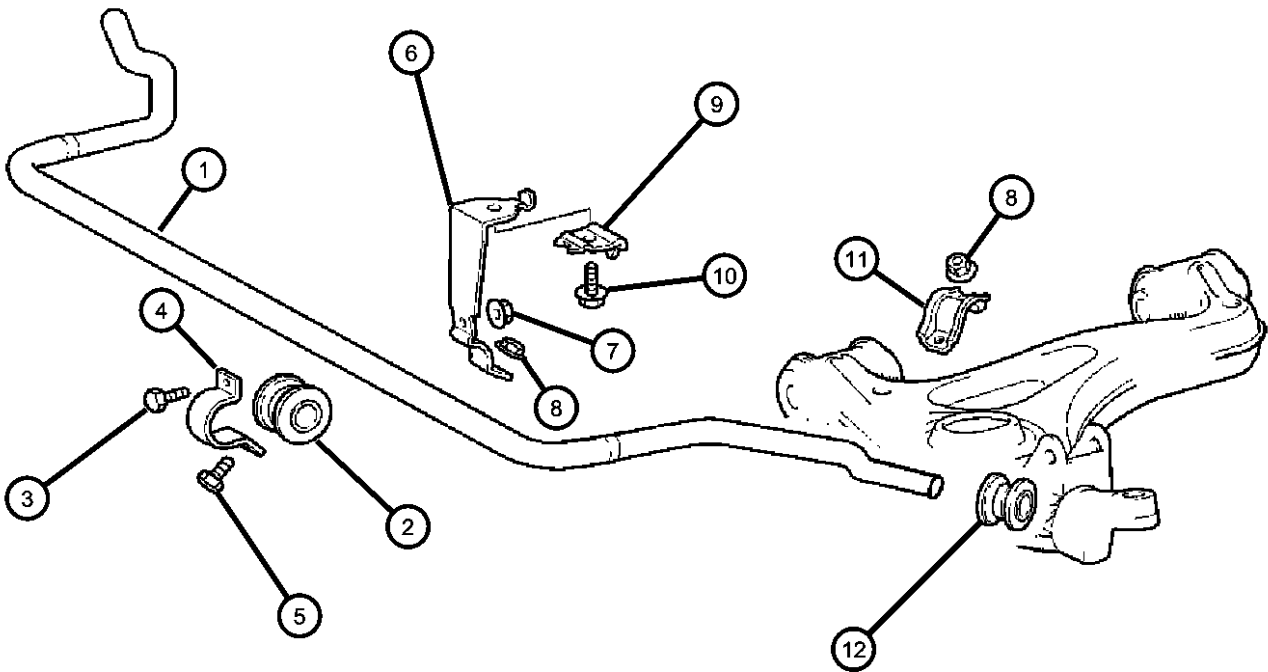


ITEM	PART NUMBER	QTY	LINE	SERIES	BODY	ENGINE	TRANS	TRIM	DESCRIPTION
23	05101368AA	2			29				GROMMET, Shock Absorber
24	05099735AA	2			29				WASHER, Shock Absorber
25	05096974AA	2			29				NUT, Hex
26	05101244AA	2			29				CAP, Shock Absorber

CROSSFIRE (ZH)				
SERIES	LINE	BODY	ENGINE	TRANSMISSION
P = PREMIUM	C = CHRYSLER	27 = 2-DR CONVERTIBLE	EGX = Engine - 3.2L V6 SOHC 18 Valve	DGJ = Transmission-5-Spd. Automatic,W5A580
S = SPORT	Z = CHRYSLER	29 = SPECIALTY COUPE	EGZ = Engine - 3.2L V6 Supercharged	DED = Transmission - 6-Speed Manual
X = SPECIAL				DGU = Transmission - 5-Spd Automatic

Sway Bar, Front  
Figure 2-130

ITEM	PART NUMBER	QTY	LINE	SERIES	BODY	ENGINE	TRANS	TRIM	DESCRIPTION
1	05098980AA	1			29				BAR, Front Sway
2	05098933AA	2			29				CUSHION, Sway Eliminator
3	05099734AA	2			29				CLAMP, Stabilizer Bar Cushion
4	05097554AA	2			29				BOLT, Hex Head
5	05096987AA	2			29				BOLT, Hex Head
6									BRACKET, Stabilizer Bar
	05096864AA	1			29				Right
	05096865AA	1			29				Left
7	05098117AA	2			29				NUT, Flange
8	06104716AA	4			29		DED		NUT
9	05098931AA	2			29				CLAMP, Stabilizer Bar
10	05098356AA	2			29				BOLT, Hex Flange Head
11	05099731AA	2			29				CLAMP, Stabilizer Bar
12	05104862AA	2			29				BUSHING, Stabilizer Bar



CROSSFIRE (ZH)				
SERIES	LINE	BODY	ENGINE	TRANSMISSION
P = PREMIUM	C = CHRYSLER	27 = 2-DR CONVERTIBLE	EGX = Engine - 3.2L V6 SOHC 18 Valve	DGJ = Transmission-5-Spd. Automatic,W5A580
S = SPORT	Z = CHRYSLER	29 = SPECIALTY COUPE	EGZ = Engine - 3.2L V6 Supercharged	DED = Transmission - 6-Speed Manual
X = SPECIAL				DGU = Transmission - 5-Spd Automatic

# Group - 3

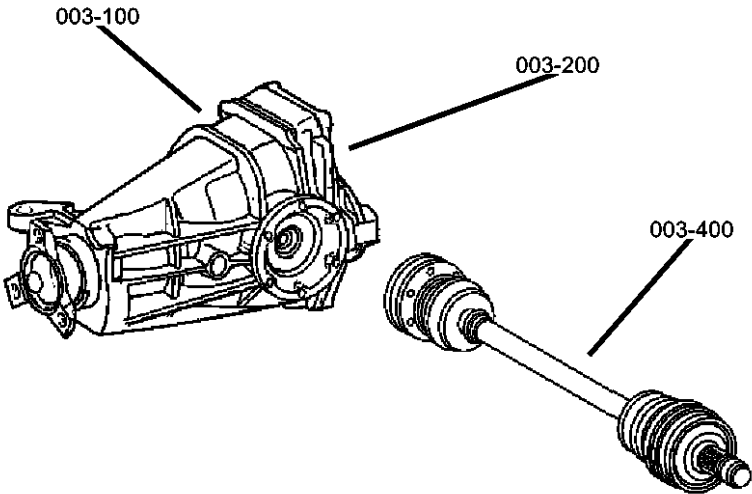
## Rear Axle

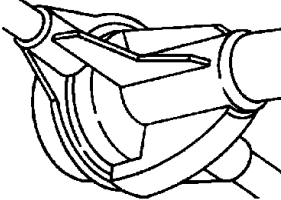
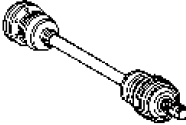
### Group - 3 Rear Axle

Illustration Title

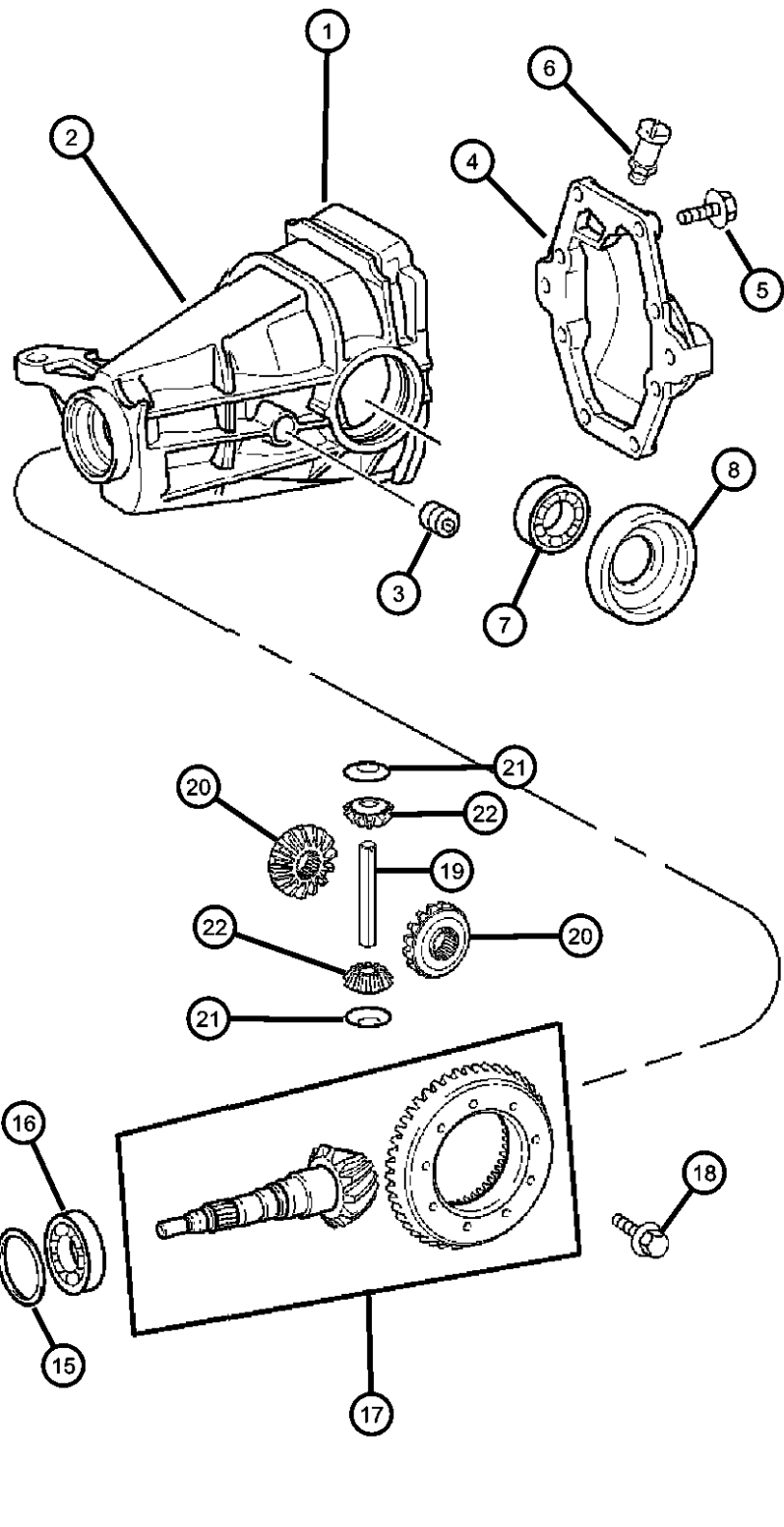
Group-Fig. No.

<b>Differential and Housing</b>	
Housing with Differential .....	Fig. 3 - 210
<b>Rear Axle Shafts</b>	
Shaft, Rear Axle .....	Fig. 3 - 410



<div>003-200</div> <div>Differential and Housing</div> <div></div>	<div>003-400</div> <div>Rear Axle Shafts</div> <div></div>		
--	---	--	--

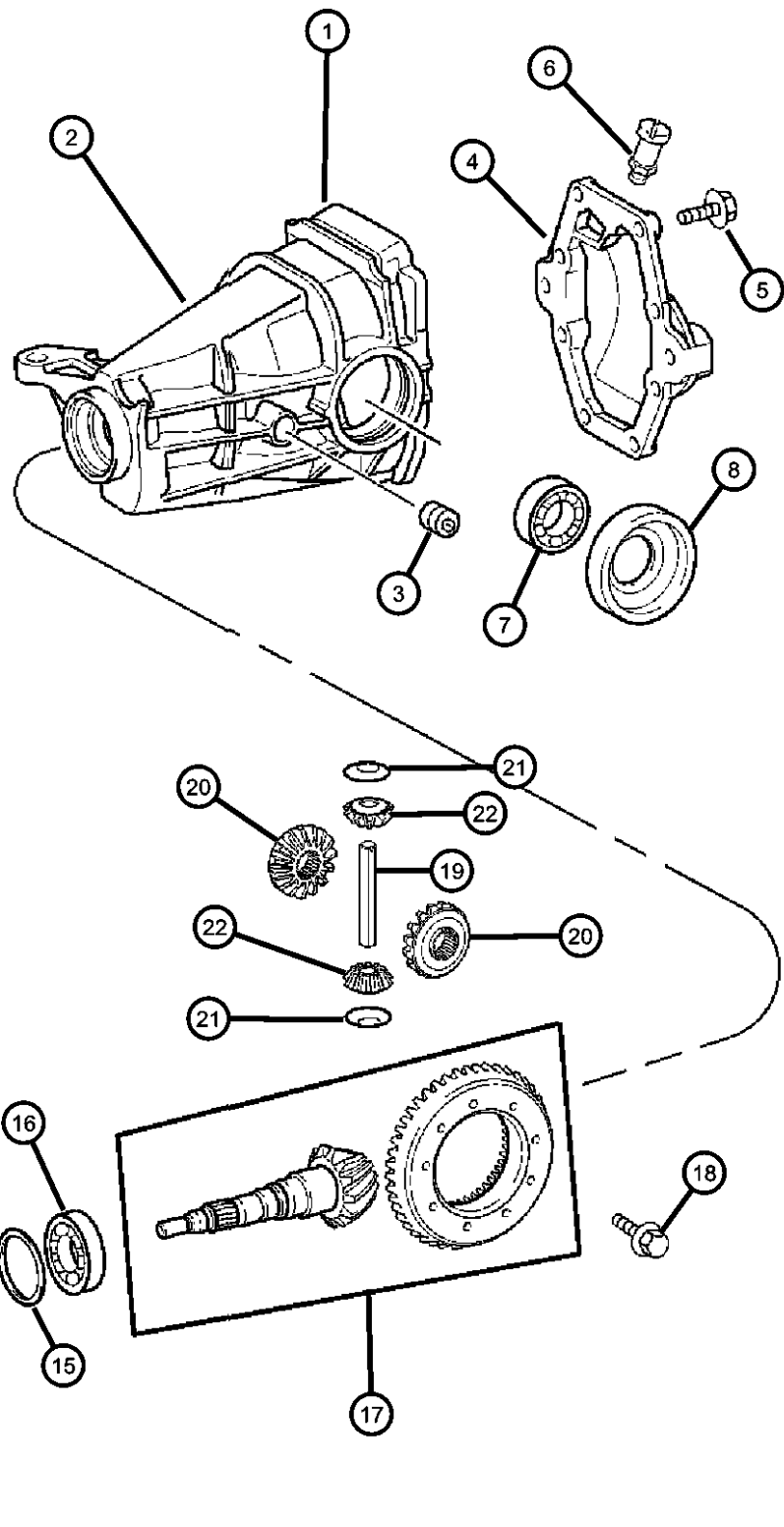
Housing with Differential  
Figure 3-210



ITEM	PART NUMBER	QTY	LINE	SERIES	BODY	ENGINE	TRANS	TRIM	DESCRIPTION
1	05142715AA 05136035AA	1		S	29				DIFFERENTIAL, Rear Axle Mopar SAE 75W-85 Gear Lube Quart for Crossfire Axles
2	05099238AA	1		S	29				HOUSING, Rear Axle
3	05097712AB	2		S	29				PLUG, Oil Drain
4	05099802AA	1		S	29				COVER, Rear Axle
5	06104043AA	8		S	29				BOLT, Hex Head
6	05096564AA	1		S	29				VENT
7	52111478AA	2		S	29				BEARING, Differential Case
8	05114258AA	2		S	29				SEAL, Oil
9	52111449AA	1		S	29				NUT
10	52111451AA	1		S	29				FLANGE, Drive Shaft
11	05114255AA	1		S	29				SEAL, Axle Drive Shaft
12	52111444AA	1		S	29				BEARING, Drive Pinion
13	52111442AA	1		S	29				SPACER, Drive Pinion Bearing
14	52111443AA	1		S	29				WASHER, Thrust
15									SHIM, Drive Pinion Bearing
	05139417AA	1		S	29				1.50 MM
		1		S	27				1.50 MM
	05139419AA	1		S	29				1.55 MM
		1		S	27				1.55 MM
	05139420AA	1		S	29				1.60 MM
		1		S	27				1.60 MM
	05139421AA	1		S	29				1.65 MM
		1		S	27				1.65 MM
	05139429AA	1		S	29				1.70 MM
		1		S	27				1.70 MM
	05139433AA	1		S	29				1.75 MM
		1		S	27				1.75 MM
	05139434AA	1		S	29				1.80 MM
		1		S	27				1.80 MM
	05139435AA	1		S	29				1.85 MM
		1		S	27				1.85 MM
	05139436AA	1		S	29				1.90 MM
		1		S	27				1.90 MM

CROSSFIRE (ZH)		BODY		ENGINE	TRANSMISSION
SERIES	LINE				
P = PREMIUM	C = CHRYSLER	27 = 2-DR CONVERTIBLE		EGX = Engine - 3.2L V6 SOHC 18 Valve	DGJ = Transmission-5-Spd. Automatic,W5A580
S = SPORT	Z = CHRYSLER	29 = SPECIALTY COUPE		EGZ = Engine - 3.2L V6 Supercharged	DED = Transmission - 6-Speed Manual
X = SPECIAL					DGU = Transmission - 5-Spd Automatic

Housing with Differential  
Figure 3-210



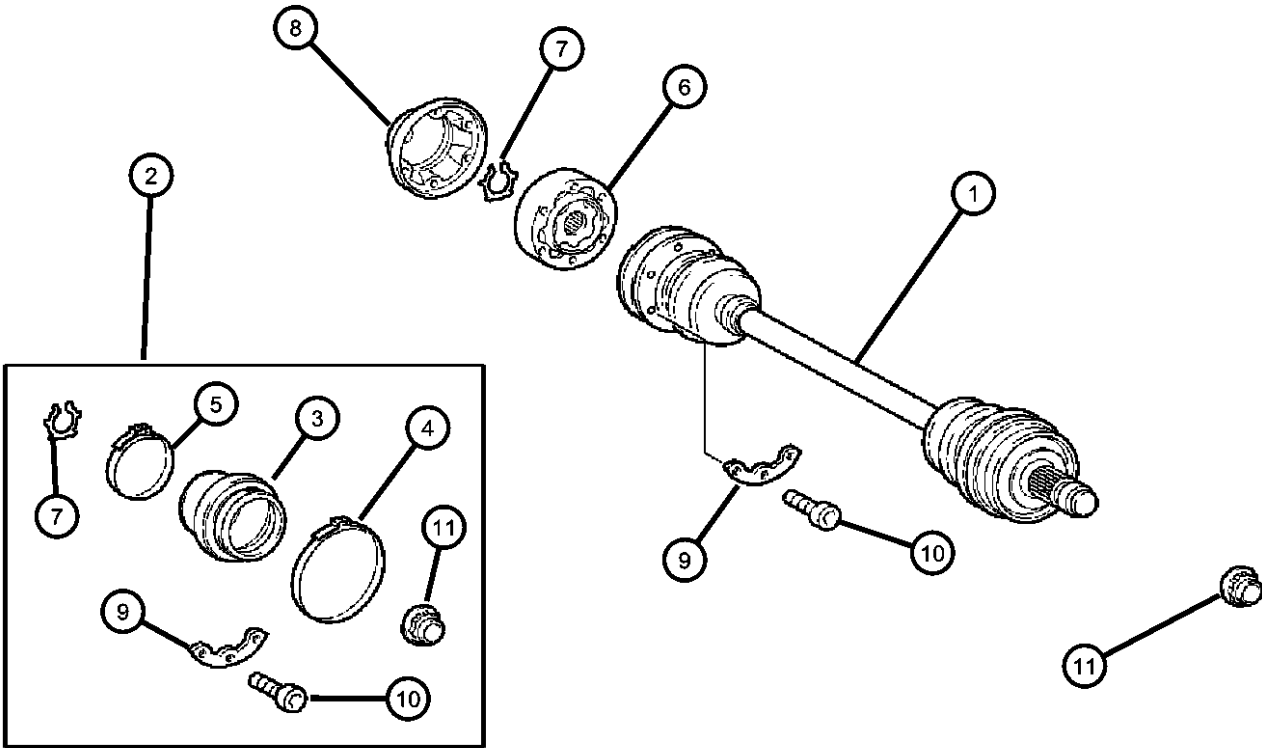
ITEM	PART NUMBER	QTY	LINE	SERIES	BODY	ENGINE	TRANS	TRIM	DESCRIPTION
	05139437AA	1		S	29				1.95 MM
		1		S	27				1.95 MM
	05139439AA	1		S	29				2.00 MM
		1		S	27				2.00 MM
	05139441AA	1		S	29				2.05 MM
		1		S	27				2.05 MM
	05139444AA	1		S	29				2.10 MM
		1		S	27				2.10 MM
	05139445AA	1		S	29				2.15 MM
		1		S	27				2.15 MM
	05139446AA	1		S	29				2.20 MM
		1		S	27				2.20 MM
	05139447AA	1		S	29				2.25 MM
		1		S	27				2.25 MM
	05139448AA	1		S	29				2.30 MM
		1		S	27				2.30 MM
	05139450AA	1		S	29				2.35 MM
		1		S	27				2.35 MM
	05139451AA	1		S	29				2.40 MM
		1		S	27				2.40 MM
16	52111439AA	1		S	29				BEARING, Drive Pinion
17	05101729AA	1		S	29				GEAR KIT, Ring And Pinion
18	05114257AA	10		S	29				BOLT
19	52111469AA	1		S	29				SHAFT, Pinion Gear
20	52111466AA	2		S	29				GEAR, Differential Side
21	52111468AA	2		S	29				WASHER, Pinion Gear
22	52111467AA	2		S	29				GEAR, Differential Pinion

CROSSFIRE (ZH)		BODY		ENGINE	TRANSMISSION
SERIES	LINE				
P = PREMIUM	C = CHRYSLER	27 = 2-DR CONVERTIBLE		EGX = Engine - 3.2L V6 SOHC 18 Valve	DGJ = Transmission-5-Spd. Automatic,W5A580
S = SPORT	Z = CHRYSLER	29 = SPECIALTY COUPE		EGZ = Engine - 3.2L V6 Supercharged	DED = Transmission - 6-Speed Manual
X = SPECIAL					DGU = Transmission - 5-Spd Automatic



Shaft, Rear Axle  
 Figure 3-410

ITEM	PART NUMBER	QTY	LINE	SERIES	BODY	ENGINE	TRANS	TRIM	DESCRIPTION
1	05140893AA	2		S	29				SHAFT, Axle Half, Splined Version, Right or Left
2	05127474AA	2		S	29				BOOT KIT, Half Shaft, Inner
3	05114243AA	4		S	29				BOOT, Axle shaft
4	05096907AA	4		S	29				CLAMP, Boot
5	05096853AA	4		S	29				CLAMP, Boot
6	05098195AA	2		S	29				JOINT, Inner CV
7	05098195AA	2							CIRCLIP, Axle Shaft, (NOT SERVICED)
8	05101547AA	2		S	29				CAP
9	05098939AA	4		S	29				RETAINER
10	05098939AA	4							BOLT, (NOT SERVICED)
11	05096387AA	2		S	29				NUT, Flange



<b>CROSSFIRE (ZH)</b>				
SERIES	LINE	BODY	ENGINE	TRANSMISSION
P = PREMIUM	C = CHRYSLER	27 = 2-DR CONVERTIBLE	EGX = Engine - 3.2L V6 SOHC 18 Valve	DGJ = Transmission-5-Spd. Automatic,W5A580
S = SPORT	Z = CHRYSLER	29 = SPECIALTY COUPE	EGZ = Engine - 3.2L V6 Supercharged	DED = Transmission - 6-Speed Manual
X = SPECIAL				DGU = Transmission - 5-Spd Automatic

# Group - 4

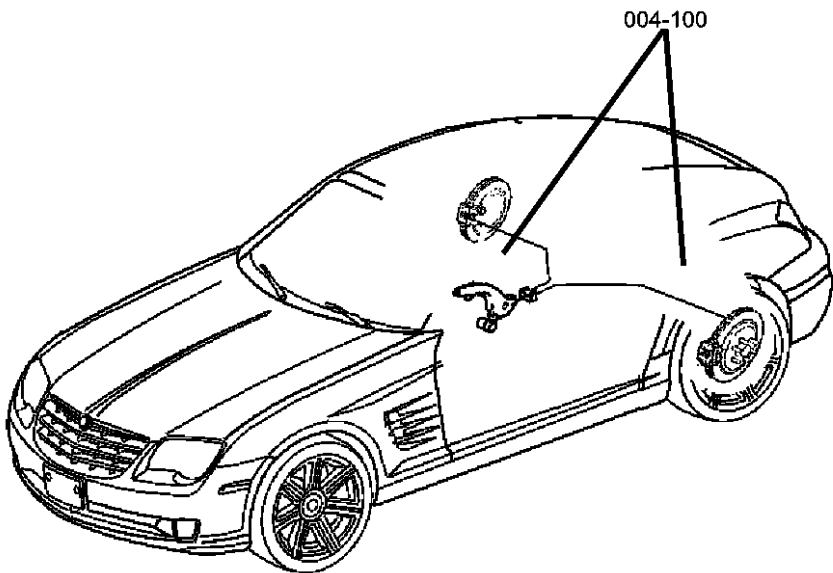
## Parking Brake


### Group - 4 Parking Brake

Illustration Title

Group-Fig. No.

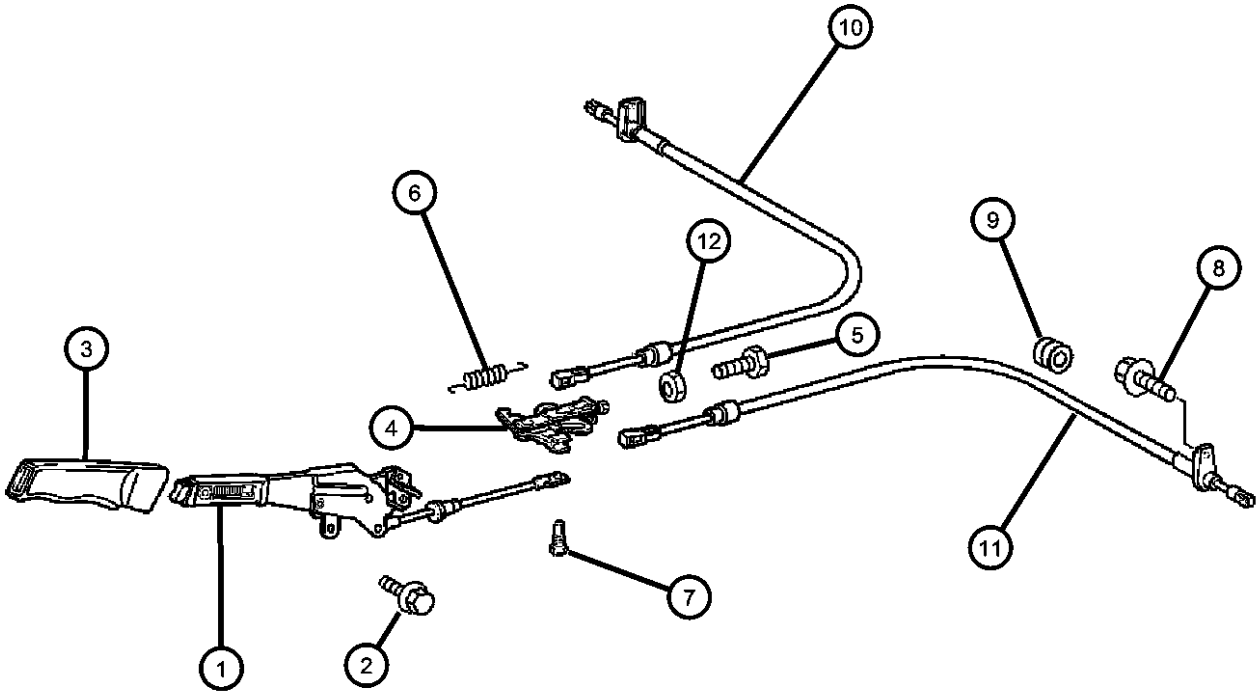
<b>Parking Brake Lever and Cables</b>	
Lever and Cables .....	Fig. 4 - 110
Brake Assembly, Parking .....	Fig. 4 - 120



<div>004-100</div> <div>Parking Brake Lever and Cables</div> <div></div>			
---	--	--	--

Lever and Cables  
Figure 4-110

ITEM	PART NUMBER	QTY	LINE	SERIES	BODY	ENGINE	TRANS	TRIM	DESCRIPTION
1	05098499AA	1			29				LEVER, Park Brake
2	05098122AA	2			29				BOLT, Brake Mounting
3									HANDLE, Parking Brake
	0ZE65ARKAA	1			29				[DR]
	0ZE65BD5AA	1			29				[DD]
	0ZE65XDVAA	1			29				[DV]
4	05101692AA	1			29				ADJUSTER, Parking Brake Cable
5	05098364AA	1			29				BOLT
6	05096744AA	1			29				SPRING, Tension
7	05097540AA	1			29				SCREW, Adjusting
8	05098124AA	2			29				SCREW
9	05097181AA	2			29				GROMMET
10	05098986AA	1			29				CABLE, Parking BrakeRight
11	05098987AA	1			29				CABLE, Parking BrakeLeft
12	05096965AA	1			29				NUT, Parking Brake Adjusting



CROSSFIRE (ZH)				
SERIES	LINE	BODY	ENGINE	TRANSMISSION
P = PREMIUM	C = CHRYSLER	27 = 2-DR CONVERTIBLE	EGX = Engine - 3.2L V6 SOHC 18 Valve	DGJ = Transmission-5-Spd. Automatic,W5A580
S = SPORT	Z = CHRYSLER	29 = SPECIALTY COUPE	EGZ = Engine - 3.2L V6 Supercharged	DED = Transmission - 6-Speed Manual
X = SPECIAL				DGU = Transmission - 5-Spd Automatic

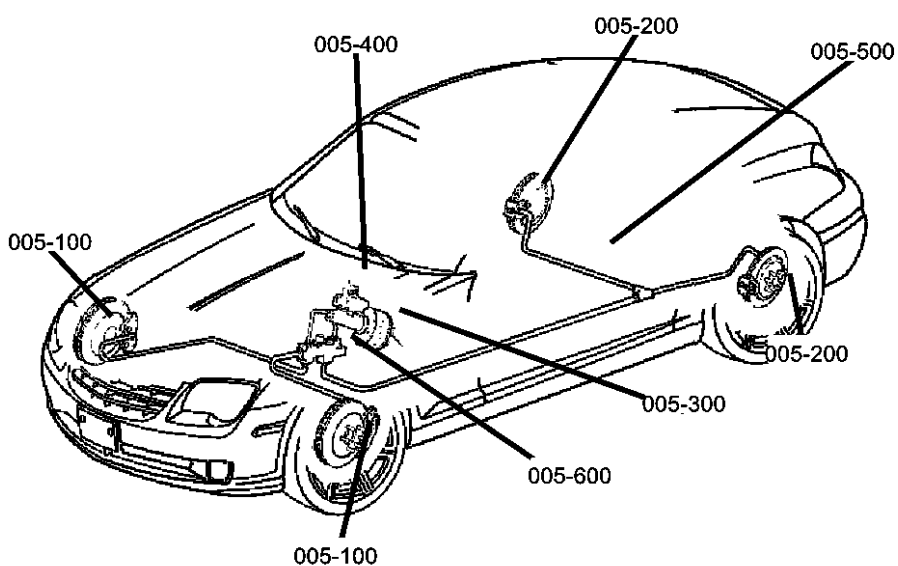
Brake Assembly, Parking  
Figure 4-120

ITEM	PART NUMBER	QTY	LINE	SERIES	BODY	ENGINE	TRANS	TRIM	DESCRIPTION
1	05096552AA	4			29				SHOE KIT, Brake
2	05096554AA	2			29				BUSHING, Axle Shaft
3	05098284AA	2			29				ADJUSTER, Brake Shoe
4	05101691AA	2			29				PLATE, Brake Shoe Guide
5	05098414AA	2			29				BOLT, Brake Guide
6	05097539AA	1			29				BOLT, Brake Mounting
7	05098067AA	2			29				SPRING, Brake Shoe Return
8	05098006AA	2			29				SPRING, Brake Shoe Return
9									SUPPORT, Rear Wheel Brake
	05098761AA	1			29				Left
	05098762AA	1			29				Right
10	05098005AA	4			29				SPRING, Brake Shoe Hold Down
11	05098121AA	3			29				BOLT, Hex Flange Head
12	05096818AA	1			29				GASKET

CROSSFIRE (ZH)				
SERIES	LINE	BODY	ENGINE	TRANSMISSION
P = PREMIUM	C = CHRYSLER	27 = 2-DR CONVERTIBLE	EGX = Engine - 3.2L V6 SOHC 18 Valve	DGJ = Transmission-5-Spd. Automatic,W5A580
S = SPORT	Z = CHRYSLER	29 = SPECIALTY COUPE	EGZ = Engine - 3.2L V6 Supercharged	DED = Transmission - 6-Speed Manual
X = SPECIAL				DGU = Transmission - 5-Spd Automatic

# Group - 5

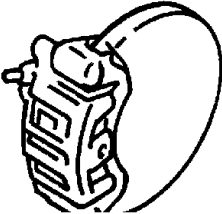
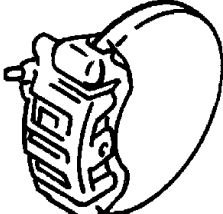
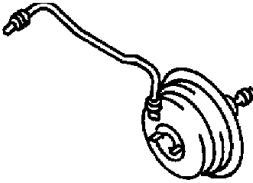
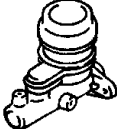
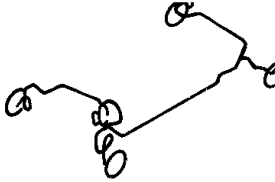

## Service Brakes



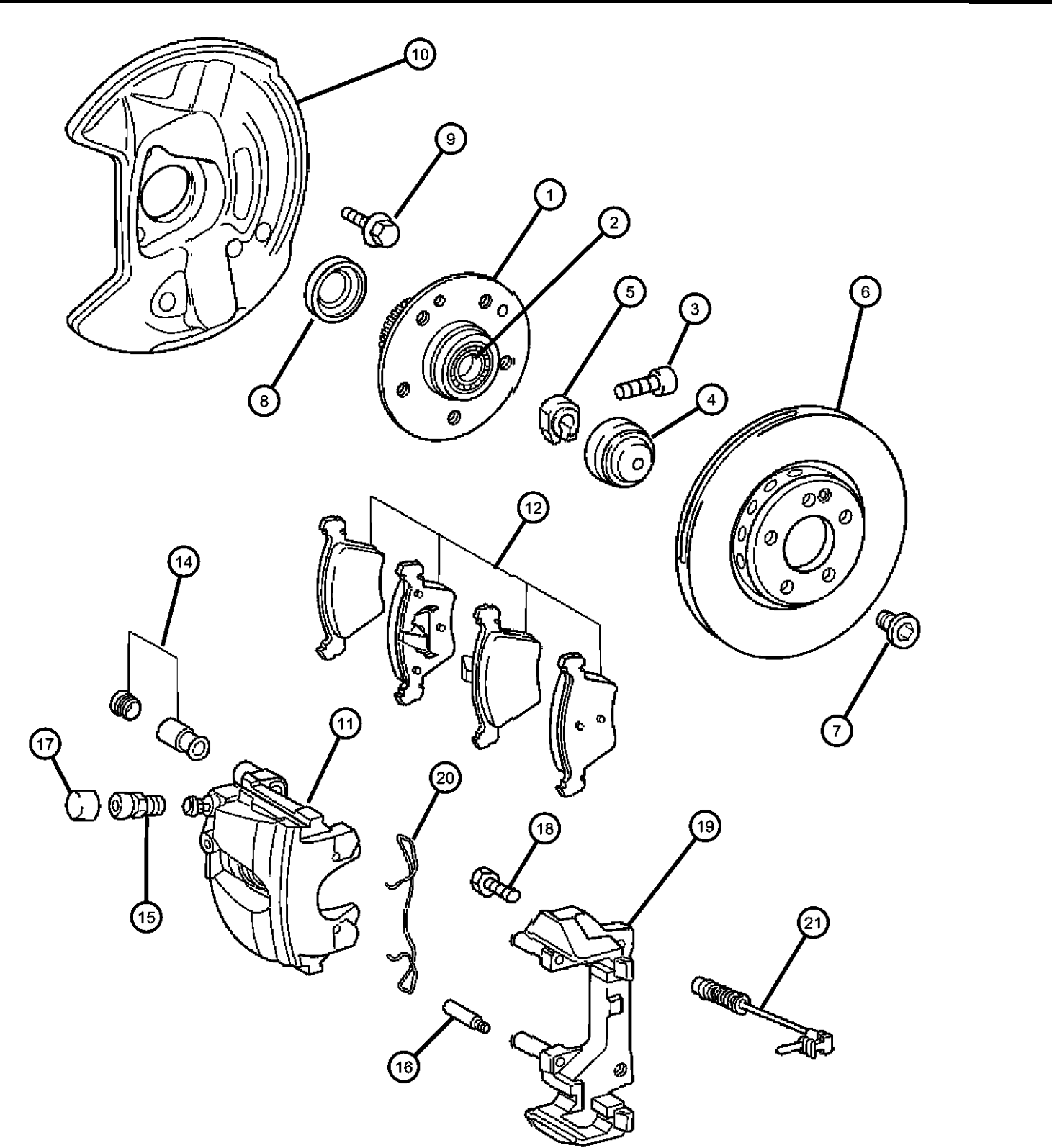
### Group - 5 Service Brakes

Illustration Title	Group-Fig. No.
--------------------	----------------

<b>Front Brakes</b>	
Brakes, Front .....	Fig. 5 - 110
<b>Rear Brakes</b>	
Brakes, Rear Disc.....	Fig. 5 - 210
<b>Power Brake Booster</b>	
Booster, Power Brake.....	Fig. 5 - 310
<b>Brake Master Cylinder</b>	
Master Cylinder, Brake.....	Fig. 5 - 410
Anti-Lock Brakes, Control Unit .....	Fig. 5 - 420
<b>Brake Lines and Hoses</b>	
Lines and Hoses, Front Brakes .....	Fig. 5 - 510
Lines and Hoses, Rear Brakes.....	Fig. 5 - 520
<b>Brake Pedals</b>	
Pedal,Bake .....	Fig. 5 - 610

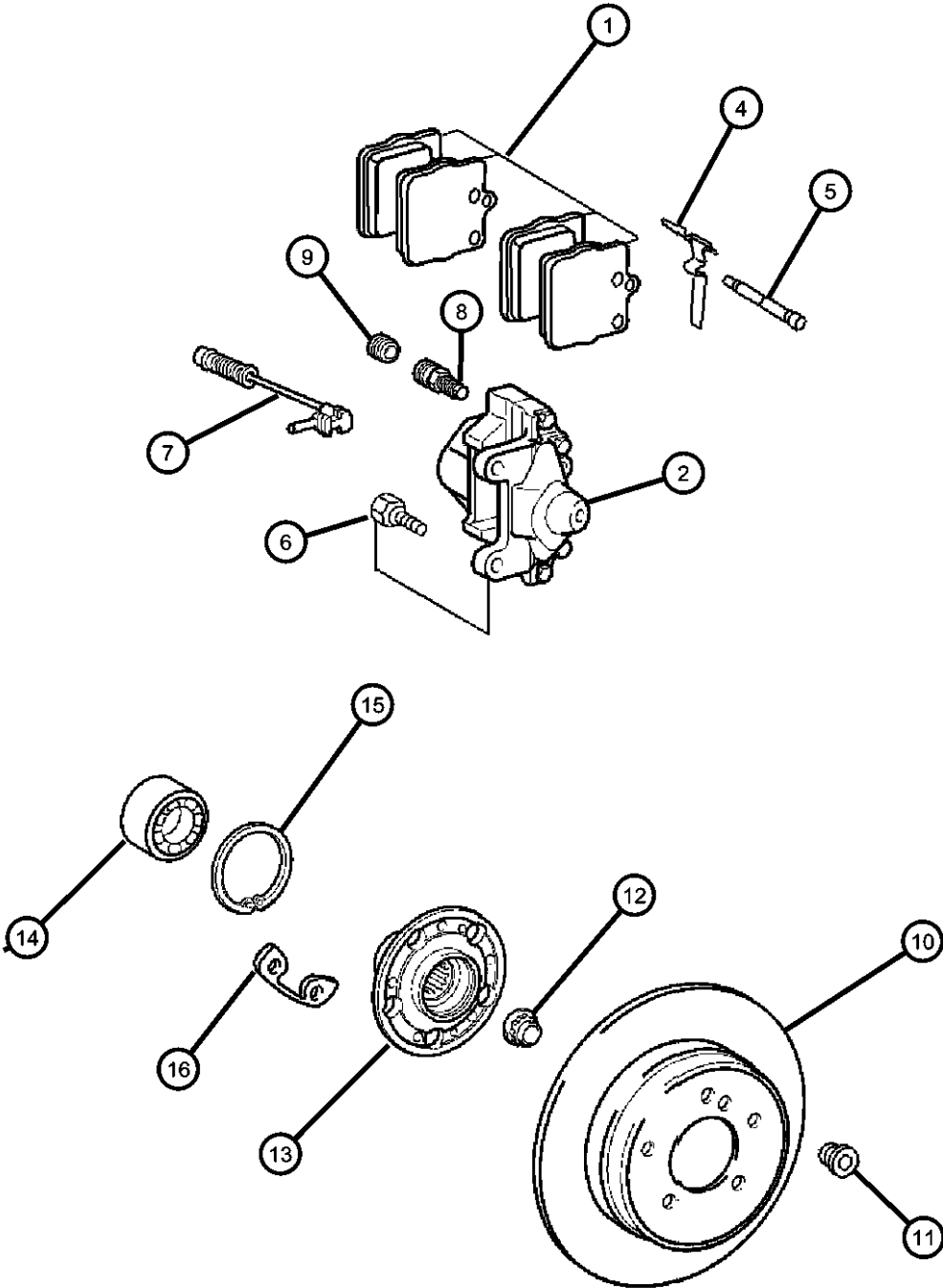
<b>005-100</b> Front Brakes 	<b>005-200</b> Rear Brakes 	<b>005-300</b> Power Brake Booster 	<b>005-400</b> Brake Master Cylinder 
<b>005-500</b> Brake Lines and Hoses 	<b>005-600</b> Brake Pedals 		

Brakes, Front  
Figure 5-110

										ITEM	PART NUMBER	QTY	LINE	SERIES	BODY	ENGINE	TRANS	TRIM	DESCRIPTION
										1									HUB, Front Wheel
											05097607AA	1			29				With ABS
											05099235AA	1			29				Without ABS
										2									BEARING, Wheel Hub
											05097737AA	1			29				Left
											05097738AA	1			29				Right
										3	05097673AA	1			29				SCREW
										4	05101732AA	1			29				CAP, Wheel Bearing
										5	05097843AA	1			29				NUT
										6	05098064AA	1			29				ROTOR, BrakeRight or Left
										7	05097539AA	1			29				BOLT, Brake Mounting
										8	05099837AA	1			29				SEAL, Hub
										9	05098121AA	3			29				BOLT, Hex Flange Head
										10									PLATE, Backing
											05096878AA	1			29				Right
											05096879AA	1			29				Left
										11									CALIPER, Disc Brake
											05139586AA	1							Less Pads, Right
											05139587AA	1							Less Pads, Left
										12	05114555AA	1			29				PAD KIT, Front Disc Brake
											BHKH133350								Mopar V-Line Alternative Part Disc Hardware
										-13									REPAIR KIT, Caliper
											05126318AA	1			29				Right
											05126319AA	1			29				Left
										14	05114556AA	1			29				BUSHING, Caliper
										15	05114565AA	1			29				BLEEDER SCREW, Brake
										16	05096906AA	2			29				SLEEVE, Brake Caliper
										17	05096906AA	2							CAP, Bleeder, (NOT SERVICED)
										18	05097199AA	2			29				BOLT, Hex Head
										19	05139217AA	1			29				ADAPTER, Disc Brake Caliper
										20	05114564AA	1			29				CLIP, Brake Caliper
										21	05099878AA	2			29				SENSOR, Brake wear
										CROSSFIRE (ZH)									
										SERIES		LINE		BODY		ENGINE		TRANSMISSION	
										P = PREMIUM		C = CHRYSLER		27 = 2-DR CONVERTIBLE		EGX = Engine - 3.2L V6 SOHC		DGJ = Transmission-5-Spd.	
										S = SPORT		Z = CHRYSLER		29 = SPECIALTY COUPE		18 Valve		Automatic,W5A580	
										X = SPECIAL						EGZ = Engine - 3.2L V6		DED = Transmission - 6-Speed	
																Supercharged		Manual	
																		DGU = Transmission - 5-Spd	
																		Automatic	

AR = use ase required - = Non illustrated part

Brakes, Rear Disc  
Figure 5-210

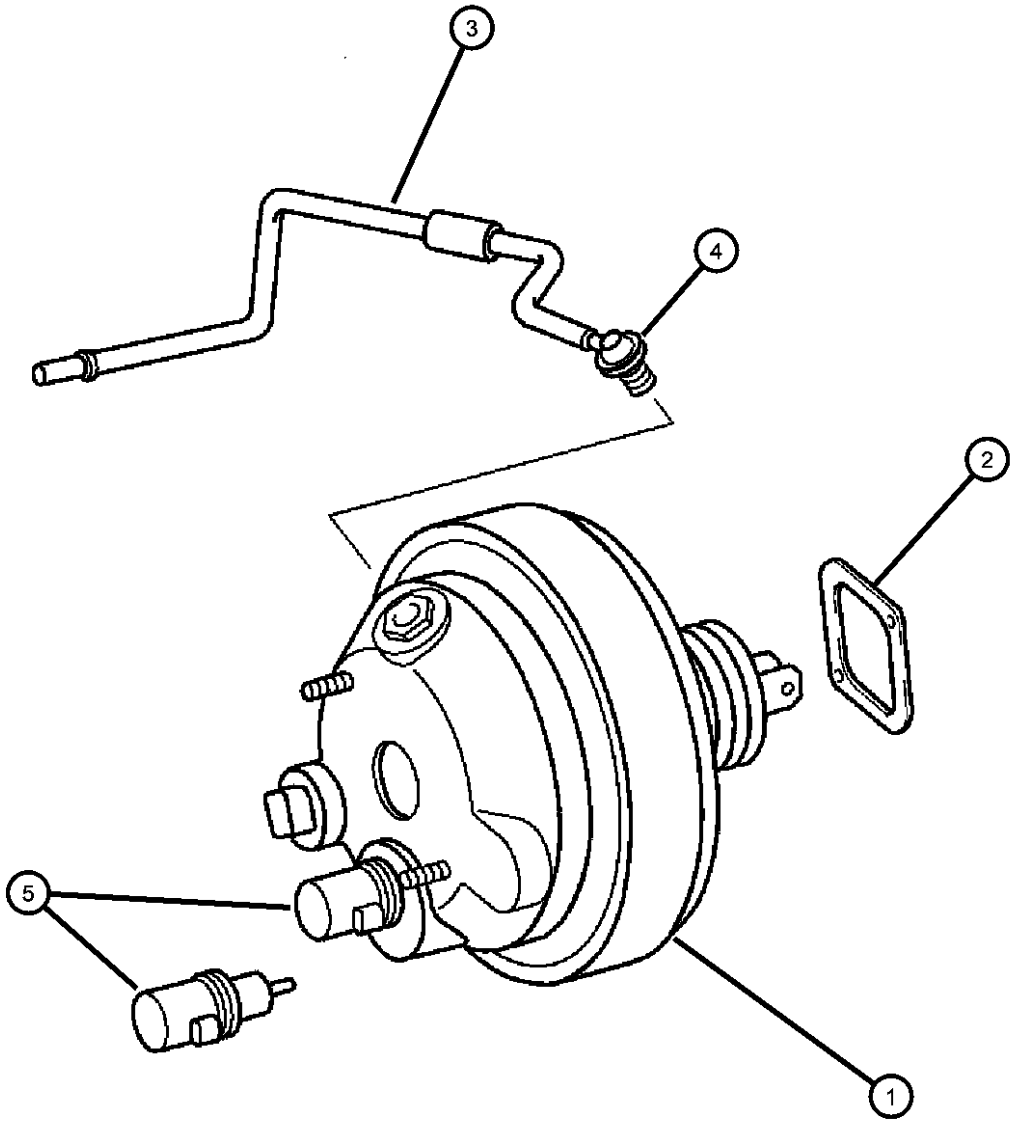


ITEM	PART NUMBER	QTY	LINE	SERIES	BODY	ENGINE	TRANS	TRIM	DESCRIPTION
1	05126300AA	1			29				PAD KIT, Rear Disc Brake
2									CALIPER, Disc Brake
	05126302AA	1			29				Right
	05126303AA	1			29				Left
-3	05126319AA	1			29				REPAIR KIT, Caliper
4	05126307AA	1			29				CLIP, Brake Caliper
5	05126306AA	2			29				PIN, Caliper
6	05097013AA	4			29				SCREW
7	05099878AA	2			29				CLIP, Sensor
8	05126308AA	1			29				BLEEDER SCREW, Brake
9	05126309AA	1			29				BUSHING, Caliper
10	05098066AA	1			29				ROTOR, BrakeRight or Left
11	05140611AA	1			29				SCREW, Set
12	05096387AA	2			29				NUT, Flange
13	05140608AA	1			29				HUB, Rear Wheel
14	05101036AA	1			29				BEARING, Wheel Hub
15	05097547AA	1			29				CLIP, Retaining, C Type
16	05096818AA	1			29				GASKET, Cover Plate to Wheel Bearing

CROSSFIRE (ZH)				
SERIES	LINE	BODY	ENGINE	TRANSMISSION
P = PREMIUM	C = CHRYSLER	27 = 2-DR CONVERTIBLE	EGX = Engine - 3.2L V6 SOHC 18 Valve	DGJ = Transmission-5-Spd. Automatic,W5A580
S = SPORT	Z = CHRYSLER	29 = SPECIALTY COUPE	EGZ = Engine - 3.2L V6 Supercharged	DED = Transmission - 6-Speed Manual
X = SPECIAL				DGU = Transmission - 5-Spd Automatic

Booster, Power Brake  
 Figure 5-310

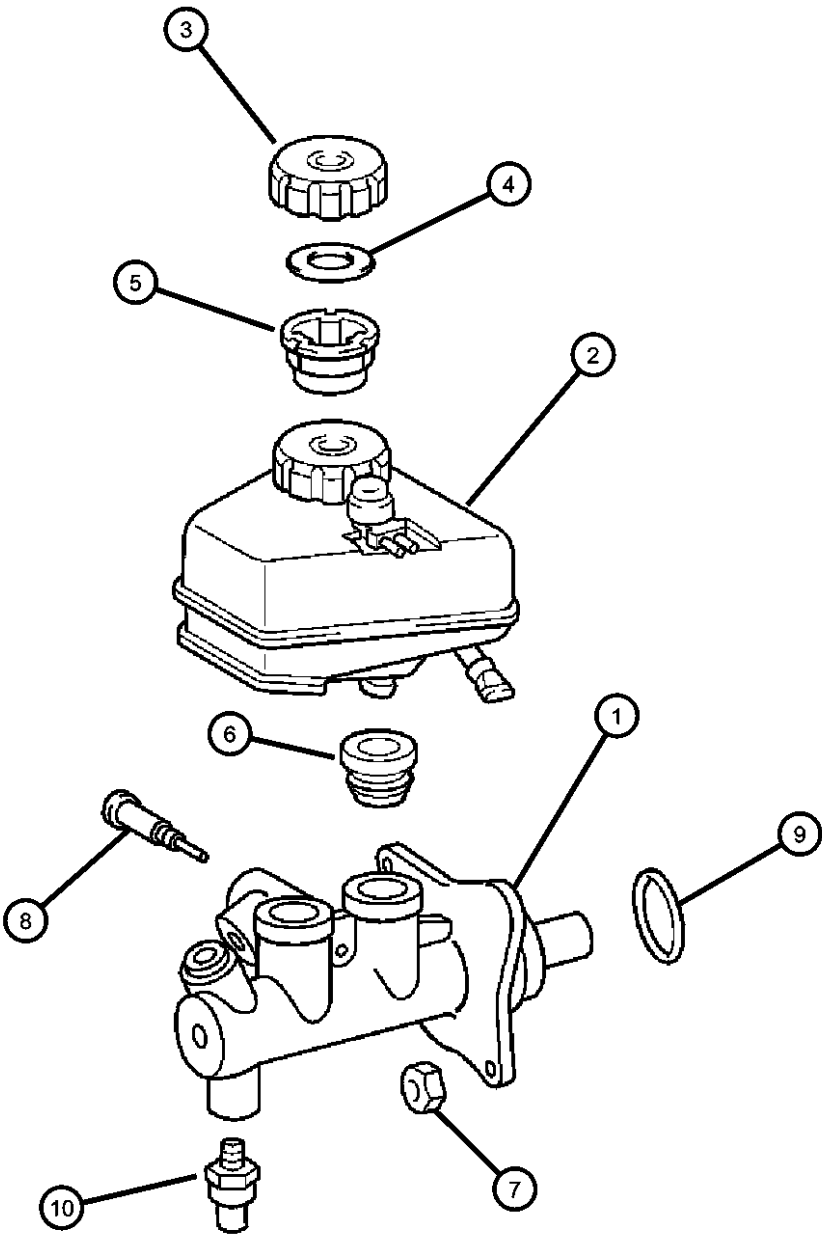
ITEM	PART NUMBER	QTY	LINE	SERIES	BODY	ENGINE	TRANS	TRIM	DESCRIPTION
1									BOOSTER, Power Brake
	05127444AA	1	C		29				
	05127445AA	1	Z		29				
2	05096352AA	1			29				GASKET, Booster To Dash
3									HOSE, Brake Vacuum
	05101581AA	1	C		29				
	05101582AA	1	Z		29				
4	05098141AA	1	Z		29				VALVE, Check
5	05101236AA	2			29				SENSOR, Anti-Lock Brake
-6	05098099AA	2			29				BOLT
-7									CAP, Nut
	05098383AA	1	Z		29				
	05099209AA	1			29				
-8	05098924AA	1	Z		29				CONNECTOR, Brake Vacuum Line



CROSSFIRE (ZH)				
SERIES	LINE	BODY	ENGINE	TRANSMISSION
P = PREMIUM	C = CHRYSLER	27 = 2-DR CONVERTIBLE	EGX = Engine - 3.2L V6 SOHC 18 Valve	DGJ = Transmission-5-Spd. Automatic,W5A580
S = SPORT	Z = CHRYSLER	29 = SPECIALTY COUPE	EGZ = Engine - 3.2L V6 Supercharged	DED = Transmission - 6-Speed Manual
X = SPECIAL				DGU = Transmission - 5-Spd Automatic



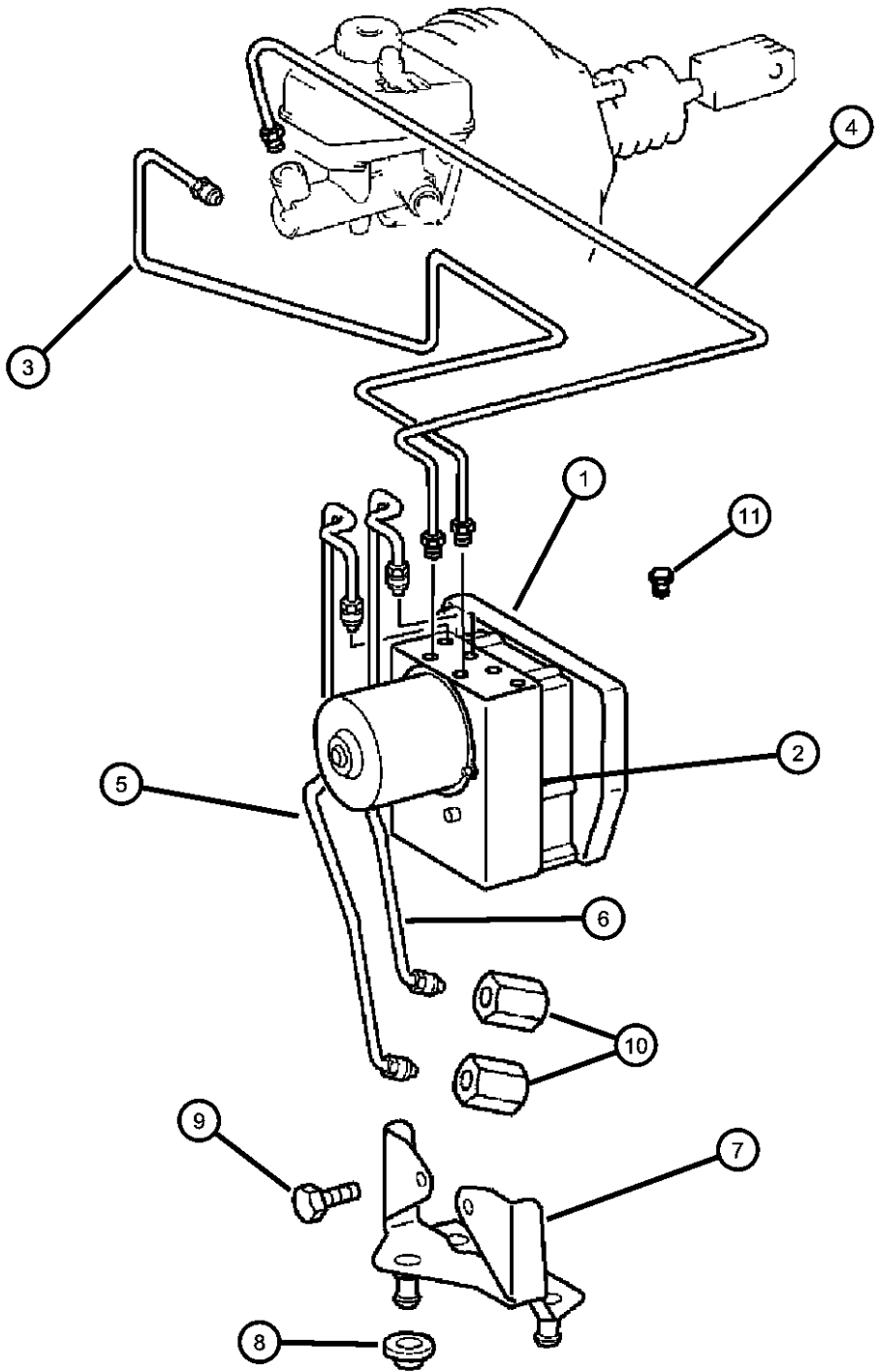
Master Cylinder, Brake  
Figure 5-410



ITEM	PART NUMBER	QTY	LINE	SERIES	BODY	ENGINE	TRANS	TRIM	DESCRIPTION
1	05127446AA	1	C		29				MASTER CYLINDER, Brake
	04549625AC								Mopar Brake & Clutch Fluid DOT 4
	05127447AA	1	Z		29				
2	05098042AA	1			29				RESERVOIR, Brake Master Cylinder
3	05098710AA	1			29				CAP, Master Cylinder Reservoir
4	05127468AA	1	Z		29				GASKET
		1	C		29				
5	05098371AA	1			29				FILTER, Vacuum Sensor
6									GROMMET, Master Cylinder Reservoir
	05127452AA	1	Z		29				
		1	C		29				
7									NUT
	05127461AA	1	Z		29				
		1	C		29				
8									SCREW
	05127469AA	1	Z		29				
		1	C		29				
9									GASKET, Master Cylinder
	05127459AA	1	Z		29				
		1	C		29				
10									SENSOR, Pressure
	05127470AA	1	Z		29				Located On Master Cylinder / Bronze Steel Housing
		1	C		29				Located On Master Cylinder / Bronze Steel Housing
	05139072AA	2			29				Located On Booster
	68020422AA	1	Z		29				On Master Cylinder / Silver Tin Housing
		1	C		29				On Master Cylinder / Silver Tin Housing

CROSSFIRE (ZH)		BODY		ENGINE	TRANSMISSION
SERIES	LINE				
P = PREMIUM	C = CHRYSLER	27 = 2-DR CONVERTIBLE		EGX = Engine - 3.2L V6 SOHC 18 Valve	DGJ = Transmission-5-Spd. Automatic,W5A580
S = SPORT	Z = CHRYSLER	29 = SPECIALTY COUPE		EGZ = Engine - 3.2L V6 Supercharged	DED = Transmission - 6-Speed Manual
X = SPECIAL					DGU = Transmission - 5-Spd Automatic

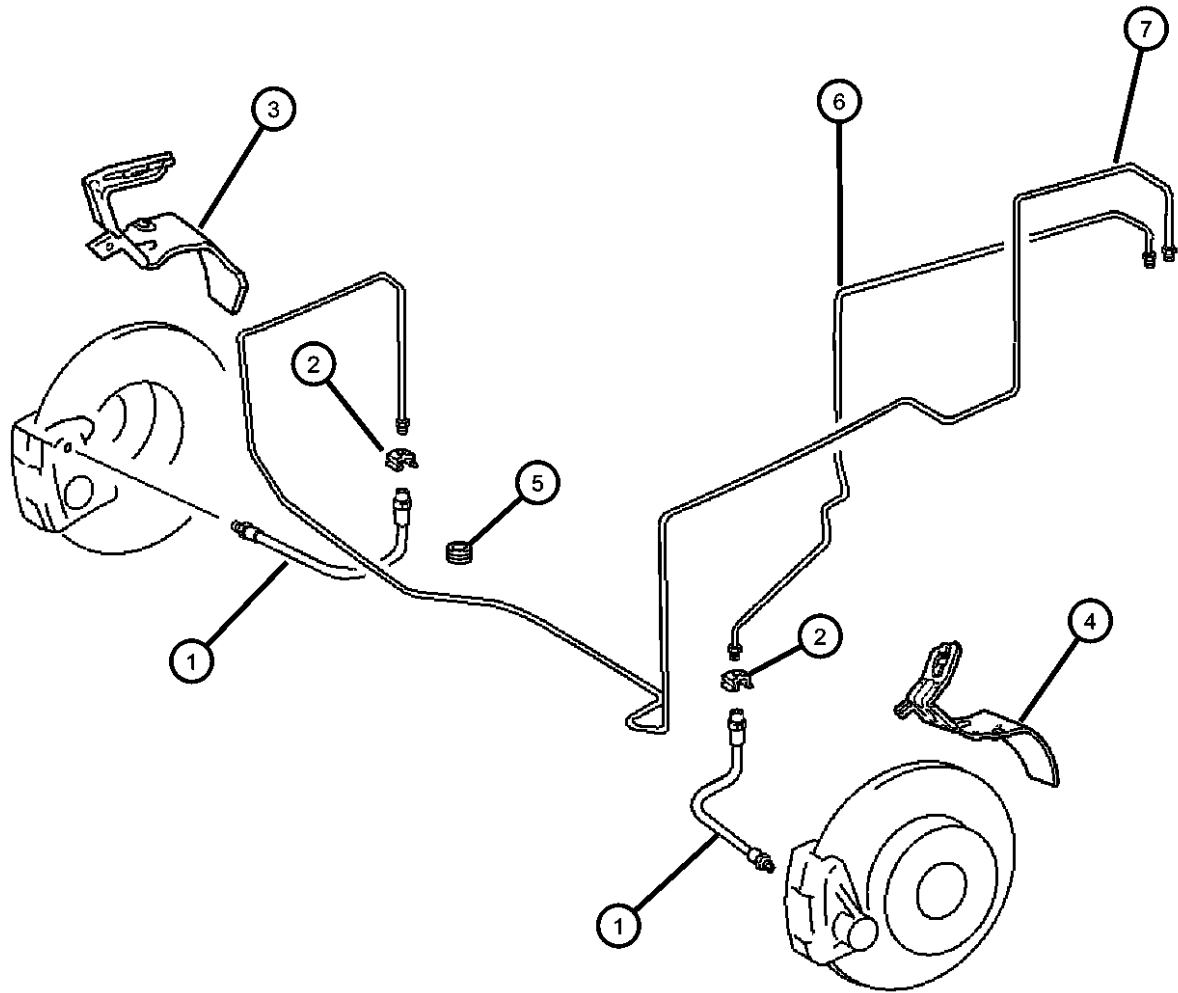
Anti-Lock Brakes, Control Unit  
Figure 5-420



ITEM	PART NUMBER	QTY	LINE	SERIES	BODY	ENGINE	TRANS	TRIM	DESCRIPTION
1	05140827AA	1			29				CONTROL UNIT, Anti-Lock Brake
2									HYDRAULIC CONTROL UNIT, Anti-Lock Brake System
	05170479AA	1			29				
		1			27				
3									TUBE, Master Cylinder to HCU
	05133733AA	1	Z		29				
	05133736AA	1	C		29				
4									TUBE, Master Cylinder to HCU
	05133716AA	1	Z						
	05133736AA	1	C		29				
5	05099387AA	1	C		29				TUBE, BrakeLeft Rear
6	05099385AA	1	C		29				TUBE, BrakeRight Rear
7									BRACKET, Brake Control Unit
	05096638AA	1	C		29				
	05096639AA	1	Z		29				
8	05099283AA	3			29				GROMMET, Hydraulic Control Unit
9	05098099AA	2			29				BOLT
10	05098442AA	1			29				UNION
11	05098485AA	2			29				UNION, Brake Line Repair

CROSSFIRE (ZH)					
SERIES	LINE	BODY	ENGINE	TRANSMISSION	
P = PREMIUM	C = CHRYSLER	27 = 2-DR CONVERTIBLE	EGX = Engine - 3.2L V6 SOHC 18 Valve	DGJ = Transmission-5-Spd. Automatic,W5A580	
S = SPORT	Z = CHRYSLER	29 = SPECIALTY COUPE	EGZ = Engine - 3.2L V6 Supercharged	DED = Transmission - 6-Speed Manual	
X = SPECIAL				DGU = Transmission - 5-Spd Automatic	

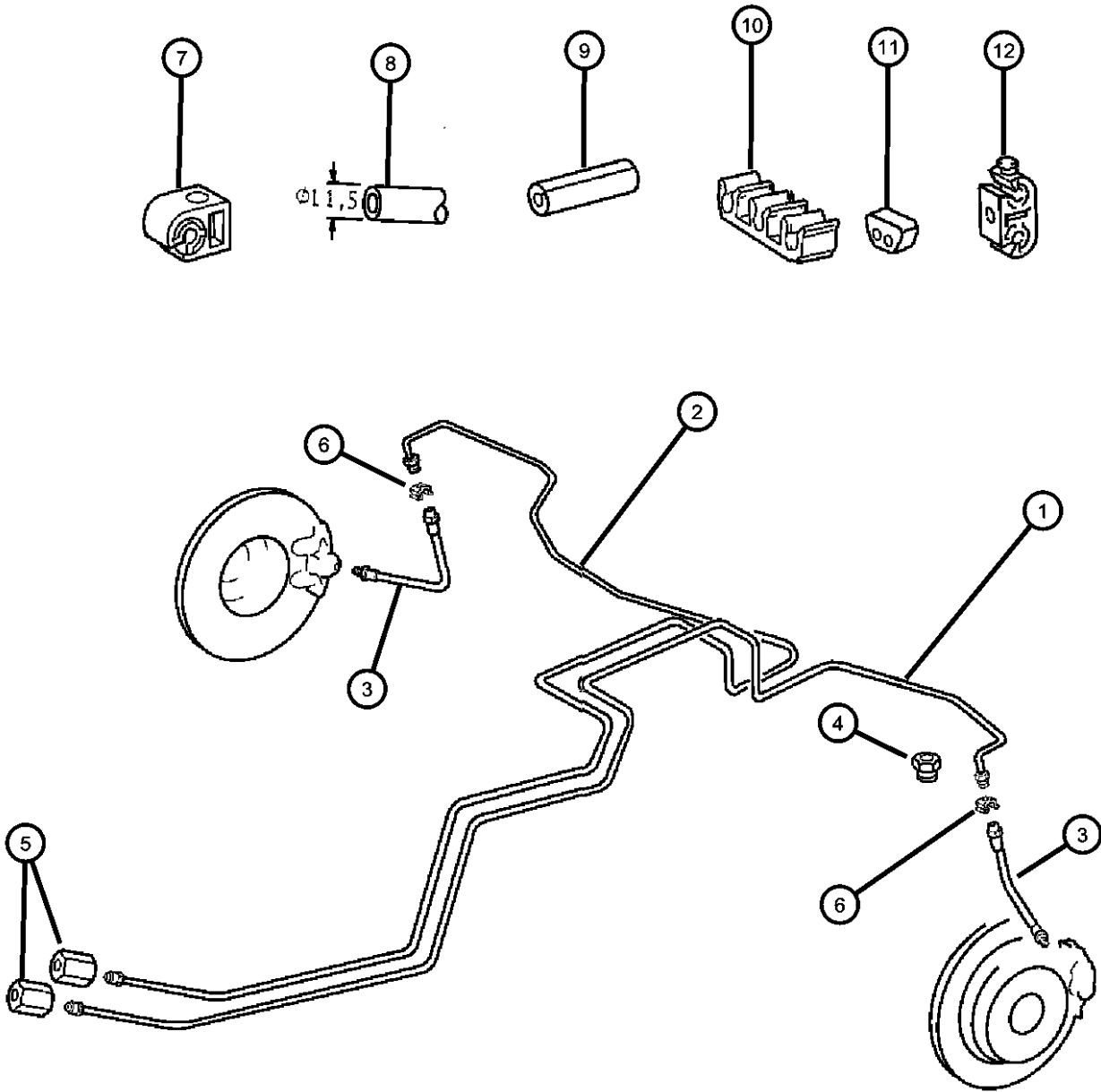
Lines and Hoses, Front Brakes  
Figure 5-510



ITEM	PART NUMBER	QTY	LINE	SERIES	BODY	ENGINE	TRANS	TRIM	DESCRIPTION
Note: Sales Codes [DED]=6-SPEED MANUAL									
1									HOSE, Brake
	05099183AA	2			29				Right or Left
	05134451AA	1	Z		29				Right or Left
2	05098140AA	2			29				CLIP, Spring
3	05098764AA	1			29				BRACKET, Brake HoseRight Front
4	05098765AA	1			29				BRACKET, Brake HoseLeft Front
5									GROMMET, Brake Line
	05097184AA	1	C		29				
		1	Z		29				
6	05099388AA	1	C		29				TUBE, BrakeLeft Front
7									TUBE, Brake
	05134451AA	1	Z		29				Right Front
	05136111AA	1	C		29				Right Front

CROSSFIRE (ZH)				
SERIES	LINE	BODY	ENGINE	TRANSMISSION
P = PREMIUM	C = CHRYSLER	27 = 2-DR CONVERTIBLE	EGX = Engine - 3.2L V6 SOHC 18 Valve	DGJ = Transmission-5-Spd. Automatic,W5A580
S = SPORT	Z = CHRYSLER	29 = SPECIALTY COUPE	EGZ = Engine - 3.2L V6 Supercharged	DED = Transmission - 6-Speed Manual
X = SPECIAL				DGU = Transmission - 5-Spd Automatic

Lines and Hoses, Rear Brakes  
Figure 5-520



ITEM	PART NUMBER	QTY	LINE	SERIES	BODY	ENGINE	TRANS	TRIM	DESCRIPTION
1	05099567AA	1			29				TUBE, Brake, Left Rear
2	05102536AA	0			29				TUBE, Brake, Right Rear
3	05099245AA	2			29				HOSE, BrakeRight or Left
4	05097696AA	2			29				UNION, Brake Line Repair
5	05098442AA	1			29				UNIONBrake Line
6	05098140AA	2			29				CLIP, Spring
7	05099079AA	1			29				CLAMP, Brake Hose
8	05127520AA	0			29				SLEEVE, Brake Line, 10 Meters Long
9									SLEEVE, Brake Line
	05097865AA	2	C		29				
		1	Z		29				
10									BRACKET, Brake Tube Clip
	05098849AA	1	Z		29				
		1	C		29				
11	05098926AA	2			29				GROMMET, Brake Line
12	05099080AA	3			29				CLAMP, Brake Hose

CROSSFIRE (ZH)				
SERIES	LINE	BODY	ENGINE	TRANSMISSION
P = PREMIUM	C = CHRYSLER	27 = 2-DR CONVERTIBLE	EGX = Engine - 3.2L V6 SOHC 18 Valve	DGJ = Transmission-5-Spd. Automatic,W5A580
S = SPORT	Z = CHRYSLER	29 = SPECIALTY COUPE	EGZ = Engine - 3.2L V6 Supercharged	DED = Transmission - 6-Speed Manual
X = SPECIAL				DGU = Transmission - 5-Spd Automatic

**Pedal,Bake**  
**Figure 5-610**

ITEM	PART NUMBER	QTY	LINE	SERIES	BODY	ENGINE	TRANS	TRIM	DESCRIPTION
Sale Codes: [DED]= 6-SPEED MANUAL [DGU]=5-SPD AUTO, W5A330									
1									BRACKET, Brake Pedal
	05101727AB	1	Z		29				
	05101728AA	1	C		29				
2									PEDAL, Brake
	05101364AA	1	C		29				
	05101367AA	1	Z		29				[DGU]
	05101420AA	1	Z		29				[DED]
3									BUSHING, Pedal Shaft
	05096550AA	2	C		29				
		2	Z		29				
4									BUSHING, Brake Pedal
	05096563AA	1	Z		29				
		1	C		29				
5									PAD, Brake Pedal
	05097877AA	1	Z		29				
		1	C		29				
6	05099352AA	2			29				WASHER, Clutch Control
7									CLIP, Retaining, C Type
	05127577AA	1	C		29				
		1	Z		29				
8	05101445AA	1			29				CLIP, Brake Push Rod
9	05098445AA	1			29				PIN, Brake Pedal Pivot Shaft
10	05097670AA	1			29				CLIP, Spring
11	05098115AA	4			29				NUT
12	05096587AA	1			29				SPRING, Brake Pedal Return
13	05098486AA	1	Z		29				BOLT
14	05098974AA	2	Z		29				PLUG

## CROSSFIRE (ZH)

SERIES	LINE
P = PREMIUM	C = CHRYSLER
S = SPORT	Z = CHRYSLER
X = SPECIAL	

BODY  
27 = 2-DR CONVERTIBLE  
29 = SPECIALTY COUPE

ENGINE  
EGX = Engine - 3.2L V6 SC  
18 Valve  
EGZ = Engine - 3.2L V6  
Supercharged

TRANSMISSION  
C DGJ = Transmission-5-Spd.  
Automatic,W5A580  
DED = Transmission - 6-Speed  
Manual  
DGU = Transmission - 5-Spd  
Automatic

AR = use ase required    - = Non illustrated part

2004 ZH

# Group - 6

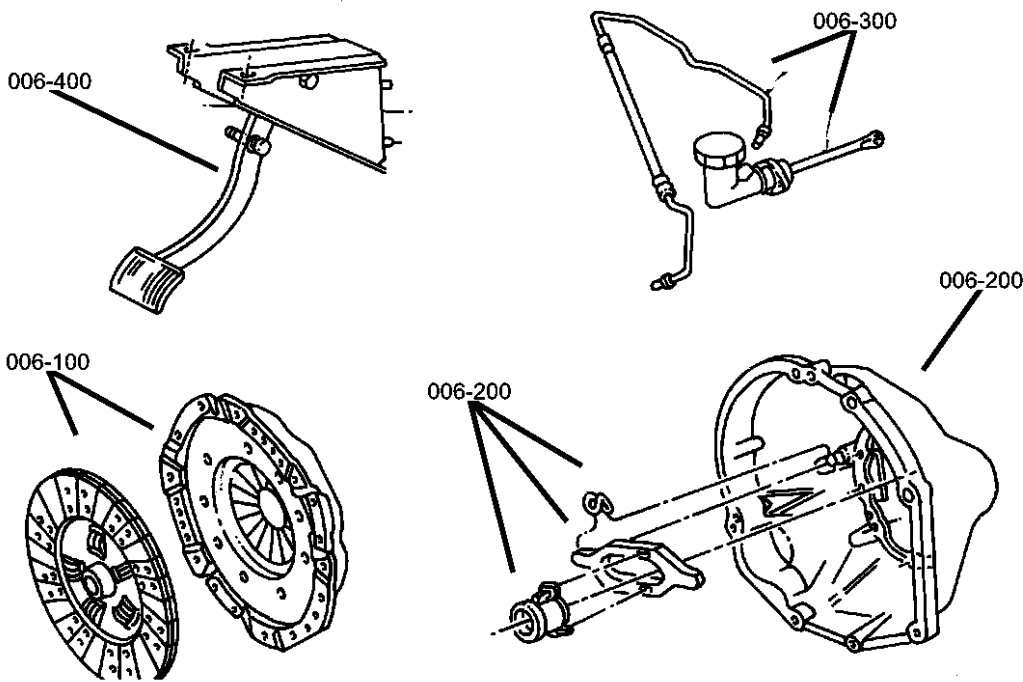
## Clutch

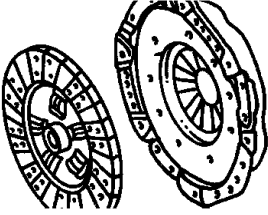
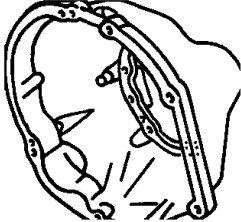

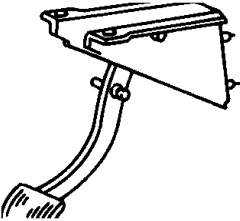
### Group - 6 Clutch

Illustration Title

Group-Fig. No.

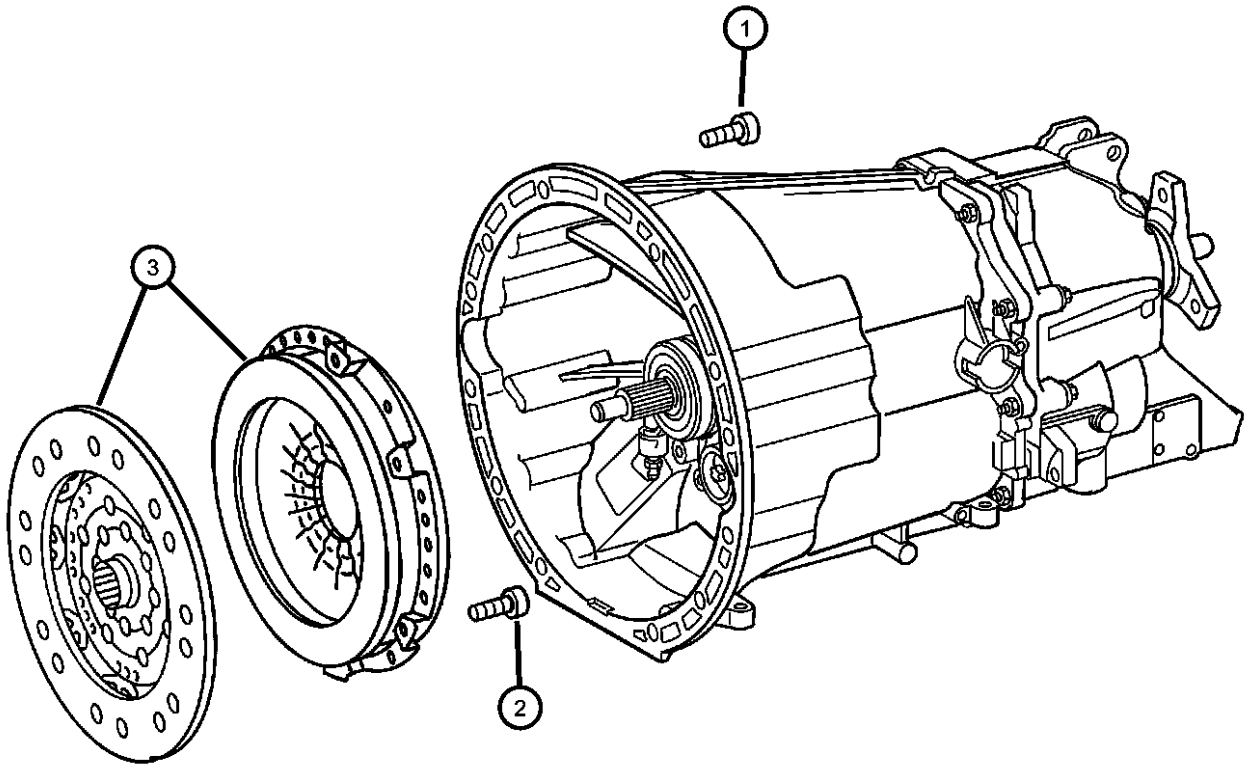
<b>Clutch</b>	
Clutch .....	Fig. 6 - 110
<b>Clutch Housing</b>	
Clutch Housing .....	Fig. 6 - 210
<b>Clutch Controls</b>	
Release Bearing.....	Fig. 6 - 310
Clutch Master Cylinder & Related Parts.....	Fig. 6 - 320
<b>Clutch Pedals</b>	
Clutch Pedal & Related Parts .....	Fig. 6 - 410



<div>006-100</div> <div>Clutch</div> <div></div>	<div>006-200</div> <div>Clutch Housing</div> <div></div>	<div>006-300</div> <div>Clutch Controls</div> <div></div>	<div>006-400</div> <div>Clutch Pedals</div> <div></div>
--	---	---	--

Clutch  
Figure 6-110

ITEM	PART NUMBER	QTY	LINE	SERIES	BODY	ENGINE	TRANS	TRIM	DESCRIPTION
NOTE:Clutch Disc Is Not Available, Must Order Disc & Plate Kit									
Sales Codes:									
[DED]=6 Speed Manual Transmission									
[EGX]=3.2L V-6 18 V Engine									
1	06507100AA	8							SCREW, Transmission To Block
2	05097744AA	6				EGX	DED		BOLT
3	05102783AA	1				EGX	DED		DISC AND PLATE KIT, Clutch



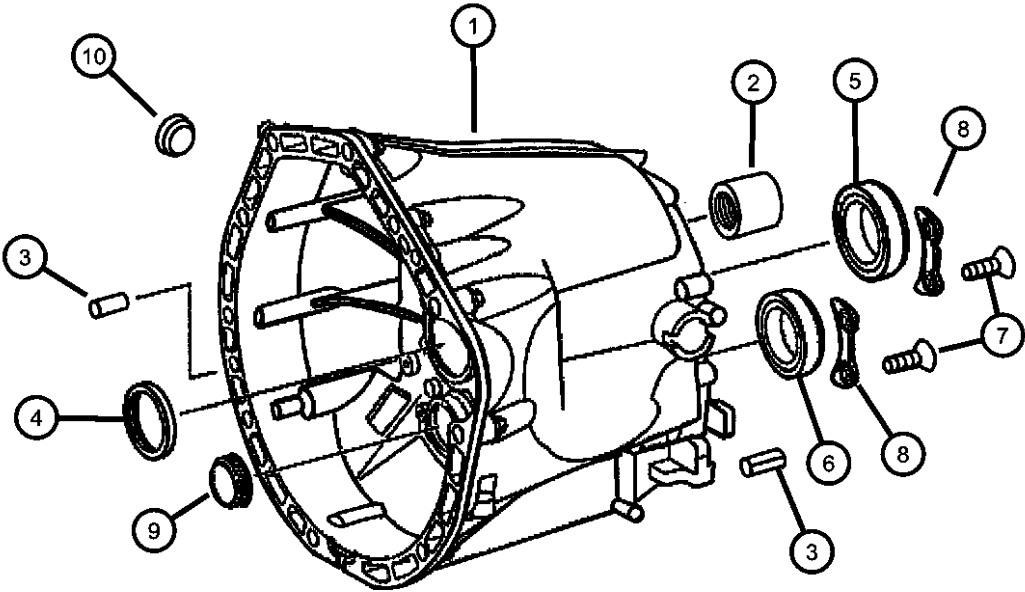
CROSSFIRE (ZH)				
SERIES	LINE	BODY	ENGINE	TRANSMISSION
P = PREMIUM	C = CHRYSLER	27 = 2-DR CONVERTIBLE	EGX = Engine - 3.2L V6 SOHC 18 Valve	DGJ = Transmission-5-Spd. Automatic,W5A580
S = SPORT	Z = CHRYSLER	29 = SPECIALTY COUPE	EGZ = Engine - 3.2L V6 Supercharged	DED = Transmission - 6-Speed Manual
X = SPECIAL				DGU = Transmission - 5-Spd Automatic

Clutch Housing  
Figure 6-210

ITEM	PART NUMBER	QTY	LINE	SERIES	BODY	ENGINE	TRANS	TRIM	DESCRIPTION
------	----------------	-----	------	--------	------	--------	-------	------	-------------

NOTE:  
Sales Codes:  
[DED]=6 Speed Manual Transmission - [NSG270]

1	05097645AA	1					DED		CASE, TransmissionFront
2	05097018AA	1					DED		SLEEVE
3	05097594AA	2					DED		PIN, Dowel
4	05099841AA	1					DED		SEALFront
5	05098875AA	1	C				DED		BEARING
6	05098874AA	1	C				DED		BEARING, Countershaft
7	05097657AA	8					DED		SCREW
8	05099213AA	4					DED		RETAINER, Bearing
9	05096861AA	1					DED		PLUG, Expansion
10	52111491AA	2							PLUG



CROSSFIRE (ZH)				
SERIES	LINE	BODY	ENGINE	TRANSMISSION
P = PREMIUM	C = CHRYSLER	27 = 2-DR CONVERTIBLE	EGX = Engine - 3.2L V6 SOHC 18 Valve	DGJ = Transmission-5-Spd. Automatic,W5A580
S = SPORT	Z = CHRYSLER	29 = SPECIALTY COUPE	EGZ = Engine - 3.2L V6 Supercharged	DED = Transmission - 6-Speed Manual
X = SPECIAL				DGU = Transmission - 5-Spd Automatic

AR = use ase required - = Non illustrated part

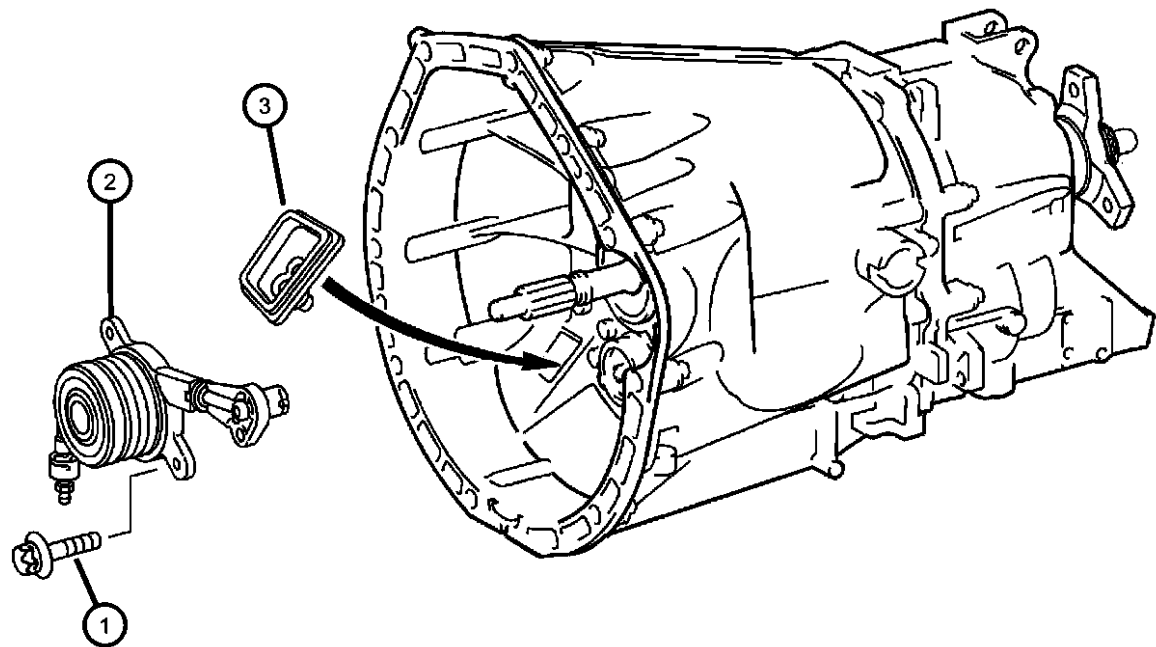


Release Bearing  
Figure 6-310

ITEM	PART NUMBER	QTY	LINE	SERIES	BODY	ENGINE	TRANS	TRIM	DESCRIPTION
------	----------------	-----	------	--------	------	--------	-------	------	-------------

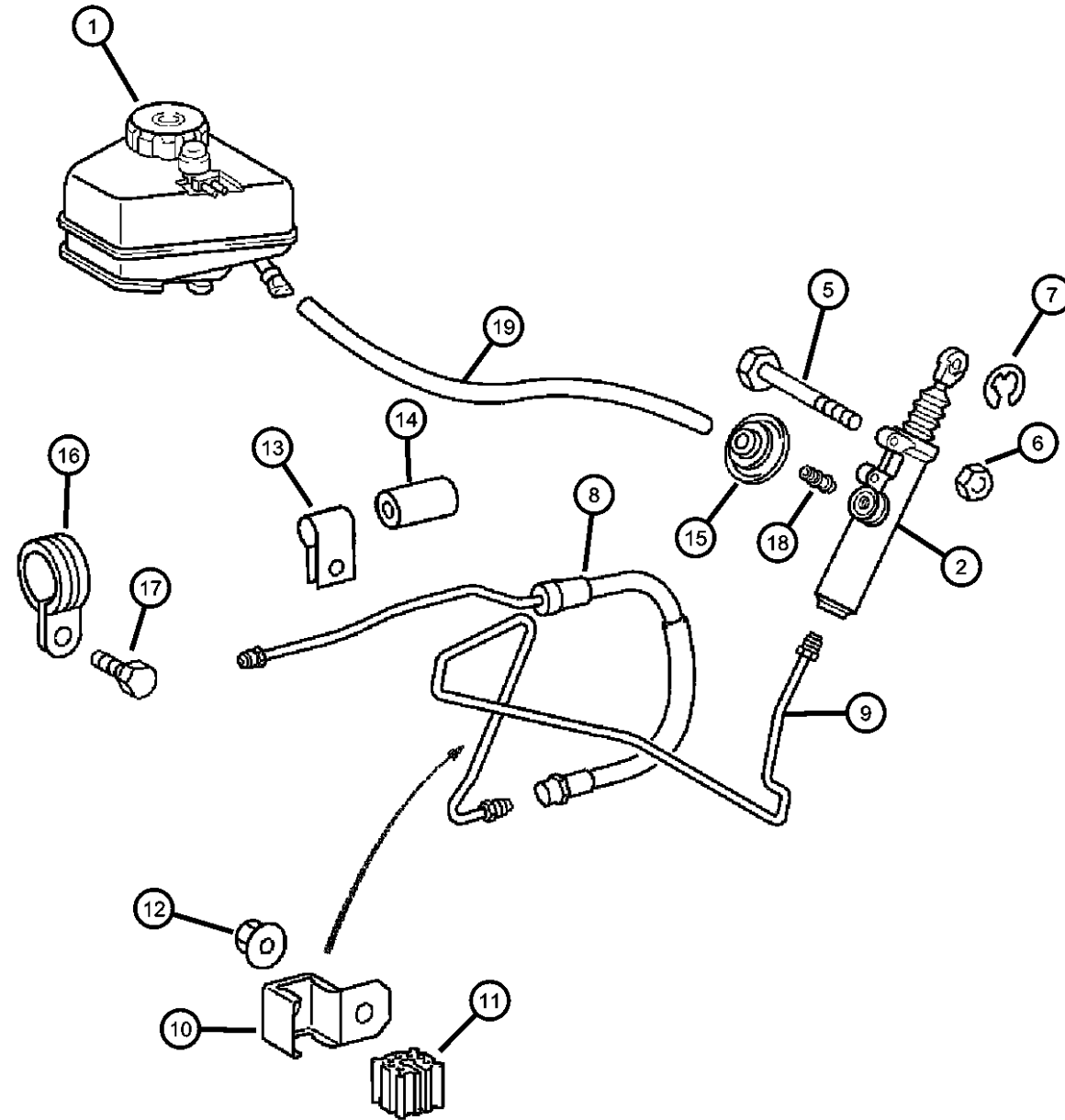
NOTE:  
Sales Codes:  
[DED]=6 Speed Manual Transmission - [NSG270]

1	05073684AA	4					DED		SCREW
2	05101092AA	1					DED		ACTUATOR, Hydraulic Clutch
3	05101038AA	1					DED		BOOT, Clutch Release Lever



CROSSFIRE (ZH)				
SERIES	LINE	BODY	ENGINE	TRANSMISSION
P = PREMIUM	C = CHRYSLER	27 = 2-DR CONVERTIBLE	EGX = Engine - 3.2L V6 SOHC 18 Valve	DGJ = Transmission-5-Spd. Automatic,W5A580
S = SPORT	Z = CHRYSLER	29 = SPECIALTY COUPE	EGZ = Engine - 3.2L V6 Supercharged	DED = Transmission - 6-Speed Manual
X = SPECIAL				DGU = Transmission - 5-Spd Automatic

# Clutch Master Cylinder & Related Parts Figure 6-320



## NOTE:

Sales Codes:

[DED]=6 Speed Manual Transmission

[EGX]=3.2L SOHC 18V V6 Engine

ITEM	PART NUMBER	QTY	LINE	SERIES	BODY	ENGINE	TRANS	TRIM	DESCRIPTION
1	05098042AA	1							RESERVOIR, Brake Master Cylinder
2									HYDRAULIC CONTROL, Clutch Actuator
	05098009AA	1	Z						
	04549625AC								Mopar Brake & Clutch Fluid DOT 4
		1	C				DED		Mopar Brake & Clutch Fluid DOT 4
	04549625AC								
-3	05127694AA	1					DED		ROD, Clutch Master Cylinder
-4	05096619AA	1	C				DED		BRACKET, Clutch Master Cylinder
5	05098359AA	2					DED		SCREW
6	05098367AA	2					DED		NUT
7	05104622AA	1	C				DED		CLIP, Retaining, C Type
8	05098322AA	1					DED		TUBE, Hydraulic Clutch, Separation Point To Release Bearing
9									TUBE, Clutch M/Cyl
	05098201AA	1	C						From Master Cylinder To Connection Point
	05098202AA	1	Z						From Master Cylinder To Connection Point
10	05096570AA	1							CLAMP, Clutch Vacuum Line, Mounting Clutch Line
11	05098458AA	1							GROMMET, Clutch Cable, Protective Grommet
12	05097067AA	1					DED		NUT, Hex
13	05097687AA	1	C						CLIP, Clutch Tube
14	05097687AA	1							HOSE, Roll Stock [30 MM], (NOT SERVICED)
15	05098280AA	1							SEAL, Clutch Master Cylinder
16	05098848AA	1					DED		CLAMP, Clutch Vacuum Line
17	05097727AA	1				EGX			SCREW, SCREW
18									FITTING, Clutch Vacuum Line
	05099291AA	1	Z						

## CROSSFIRE (ZH)

SERIES

LINE

BODY

ENGINE

TRANSMISSION

P = PREMIUM

C = CHRYSLER

27 = 2-DR CONVERTIBLE

EGX = Engine - 3.2L V6 SOHC

DGJ = Transmission-5-Spd.

S = SPORT

Z = CHRYSLER

29 = SPECIALTY COUPE

18 Valve

Automatic,W5A580

X = SPECIAL

EGZ = Engine - 3.2L V6

DED = Transmission - 6-Speed

Supercharged

Manual

DGU = Transmission - 5-Spd

Automatic

AR = use ase required - = Non illustrated part

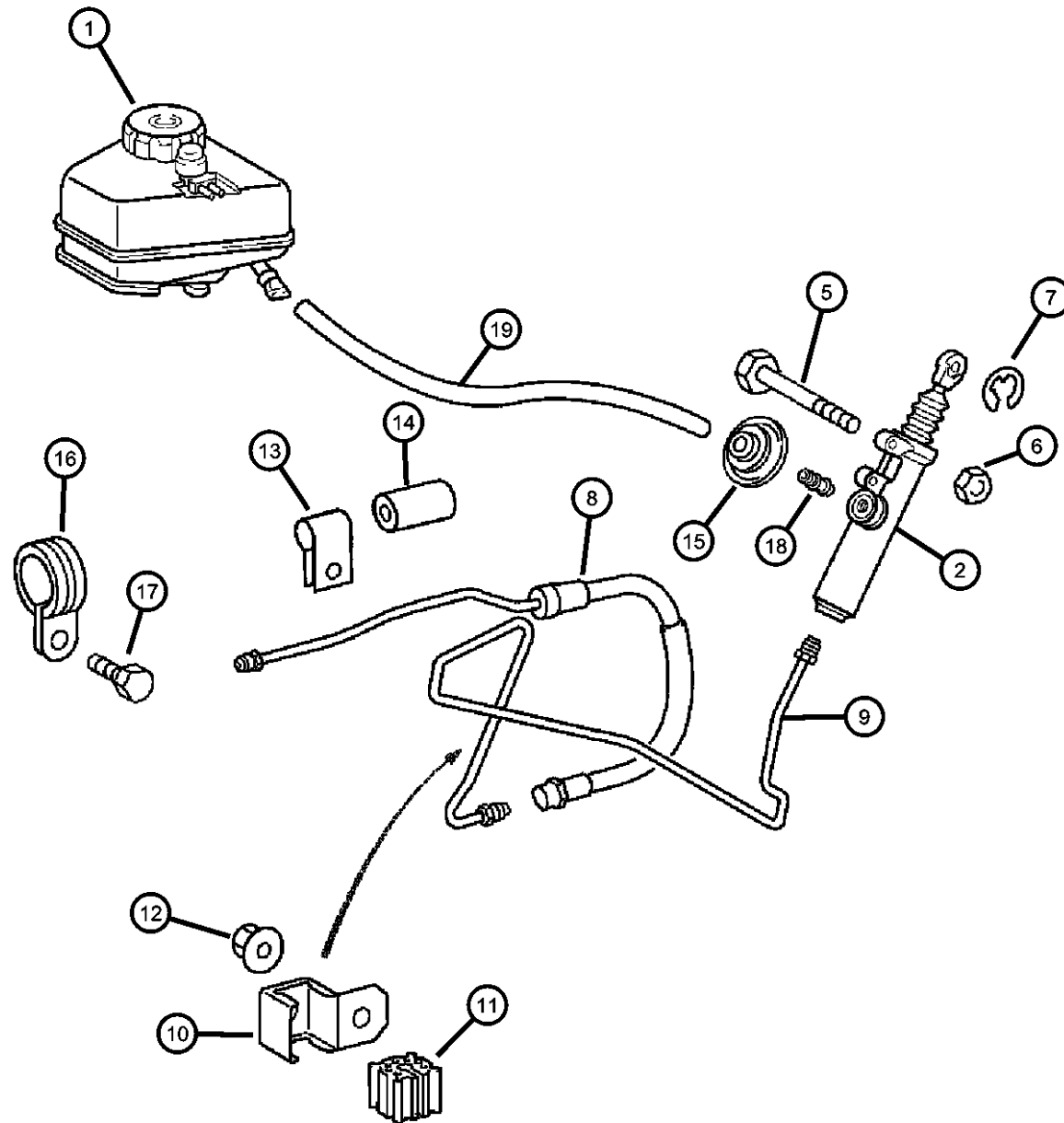
2004 ZH

<< RETURN TO GROUP INDEX

# Clutch Master Cylinder & Related Parts Figure 6-320

ITEM	PART NUMBER	QTY	LINE	SERIES	BODY	ENGINE	TRANS	TRIM	DESCRIPTION
------	-------------	-----	------	--------	------	--------	-------	------	-------------

	05099292AA	1	C				DED		
19	05097775AA	1					DED		HOSE, Clutch Hydraulic



## CROSSFIRE (ZH)

SERIES	LINE
P = PREMIUM	C = CHRYSLER
S = SPORT	Z = CHRYSLER
X = SPECIAL	

BODY
27 = 2-DR CONVERTIBLE
29 = SPECIALTY COUPE

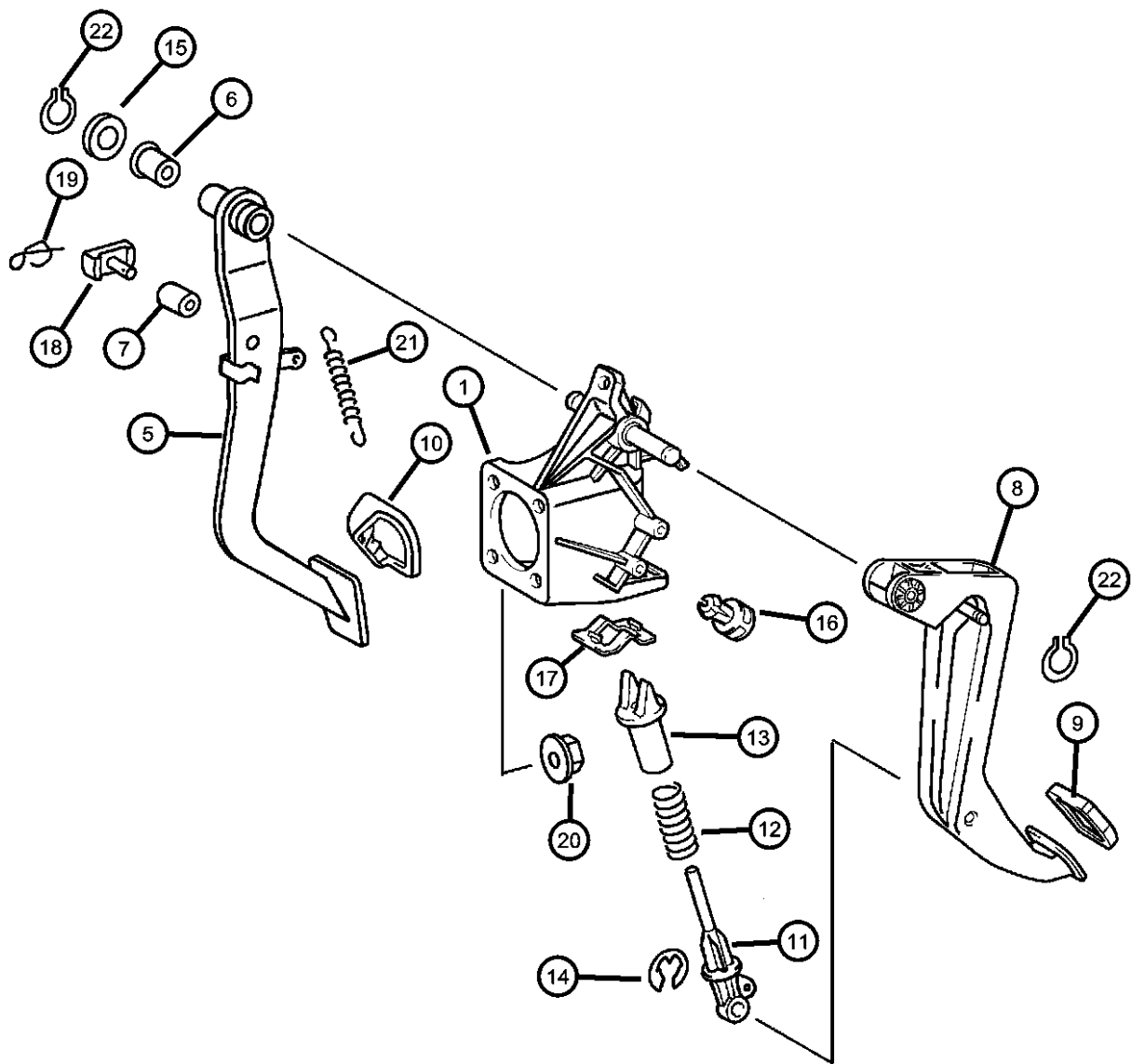
ENGINE
EGX = Engine - 3.2L V6 SOHC 18 Valve
EGZ = Engine - 3.2L V6 Supercharged

TRANSMISSION
DGJ = Transmission-5-Spd. Automatic, W5A580
DED = Transmission - 6-Speed Manual
DGU = Transmission - 5-Spd Automatic

AR = use ase required - = Non illustrated part

2004 ZH

Clutch Pedal & Related Parts  
Figure 6-410

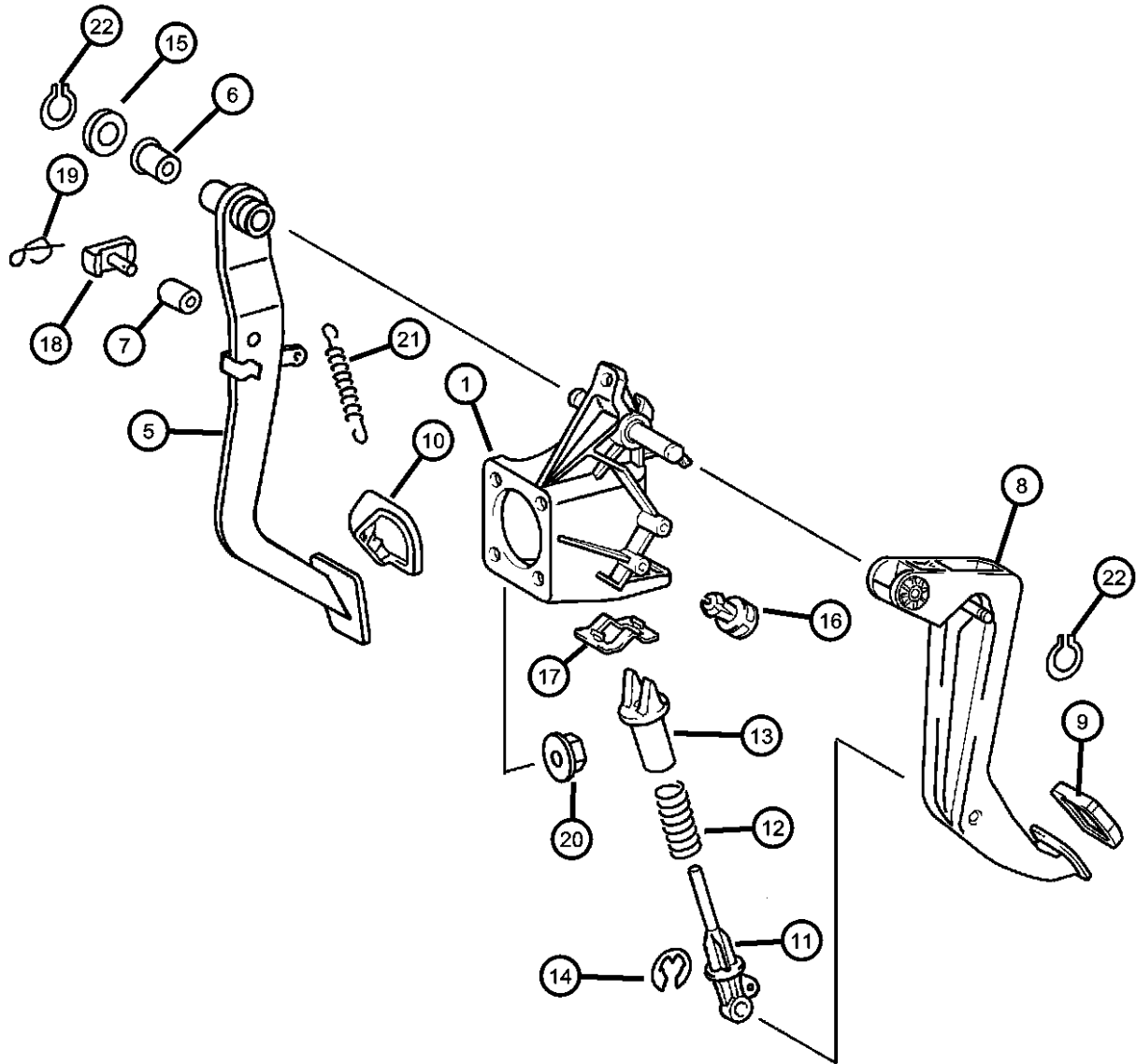


ITEM	PART NUMBER	QTY	LINE	SERIES	BODY	ENGINE	TRANS	TRIM	DESCRIPTION
NOTE: Sales Code: [DED]=6 Speed Manual Transmission - [NSG270]									
1									BRACKET, Brake Pedal
	05101727AA	1	Z				DED		
	05101728AA	1	C						
-2	05098407AA	1	C				DED		SWITCH, Clutch
-3	05101077AA	2					DED		RING, Retaining, Clutch Switch
-4									WASHER, Lock
	05101751AA	1	C				DED		Clutch Switch Mounting
		1	Z				DED		Clutch Switch Mounting
5									PEDAL, Brake
	05101420AA	1	Z				DED		
	05101364AA	1	C						
6	05096822AA	1	C				DED		BUSHING, Clutch Pedal Shaft
7									BUSHING, Brake Pedal
	05096563AA	1	Z						
		1	C				DED		
8									PEDAL, Clutch
	05099380AA	1	C				DED		U.S.
	05099729AA	1	C				DED		Japan & Australia
	05099781AA	1	Z				DED		
9	05097879AA	1					DED		PAD, Clutch Pedal
10									PAD, Brake Pedal
	05097877AA	1	Z				DED		
		1	C				DED		
11	05098323AA	1					DED		PUSH ROD
12	05097638AA	1					DED		SPRING, Clutch Pedal Return
13	05097213AA	1					DED		BRACKET, Pedal
14	05097213AA	1							CLIP, (NOT SERVICED)
15	05099352AA	2					DED		WASHER, Clutch Control
16	05099716AA	1					DED		BUMPER, Clutch Pedal
17	05101445AA	1							CLIP, Brake Push Rod
18	05098445AA	1							PIN, Brake Pedal Pivot Shaft

CROSSFIRE (ZH)		BODY		ENGINE	TRANSMISSION
SERIES	LINE				
P = PREMIUM	C = CHRYSLER	27 = 2-DR CONVERTIBLE		EGX = Engine - 3.2L V6 SOHC 18 Valve	DGJ = Transmission-5-Spd. Automatic,W5A580
S = SPORT	Z = CHRYSLER	29 = SPECIALTY COUPE		EGZ = Engine - 3.2L V6 Supercharged	DED = Transmission - 6-Speed Manual
X = SPECIAL					DGU = Transmission - 5-Spd Automatic

AR = use ase required - = Non illustrated part

Clutch Pedal & Related Parts  
Figure 6-410



ITEM	PART NUMBER	QTY	LINE	SERIES	BODY	ENGINE	TRANS	TRIM	DESCRIPTION
19	05097670AA	1							CLIP, Spring
20	05098115AA	4					DED		NUT
21	05096587AA	1							SPRING, Brake Pedal Return
22									CLIP, Retaining, C Type
	05127577AA	1	C						
		1	Z				DED		

CROSSFIRE (ZH)		BODY		ENGINE	TRANSMISSION
SERIES	LINE				
P = PREMIUM	C = CHRYSLER	27 = 2-DR CONVERTIBLE		EGX = Engine - 3.2L V6 SOHC 18 Valve	DGJ = Transmission-5-Spd. Automatic,W5A580
S = SPORT	Z = CHRYSLER	29 = SPECIALTY COUPE		EGZ = Engine - 3.2L V6 Supercharged	DED = Transmission - 6-Speed Manual
X = SPECIAL					DGU = Transmission - 5-Spd Automatic

# Group - 7

## Cooling

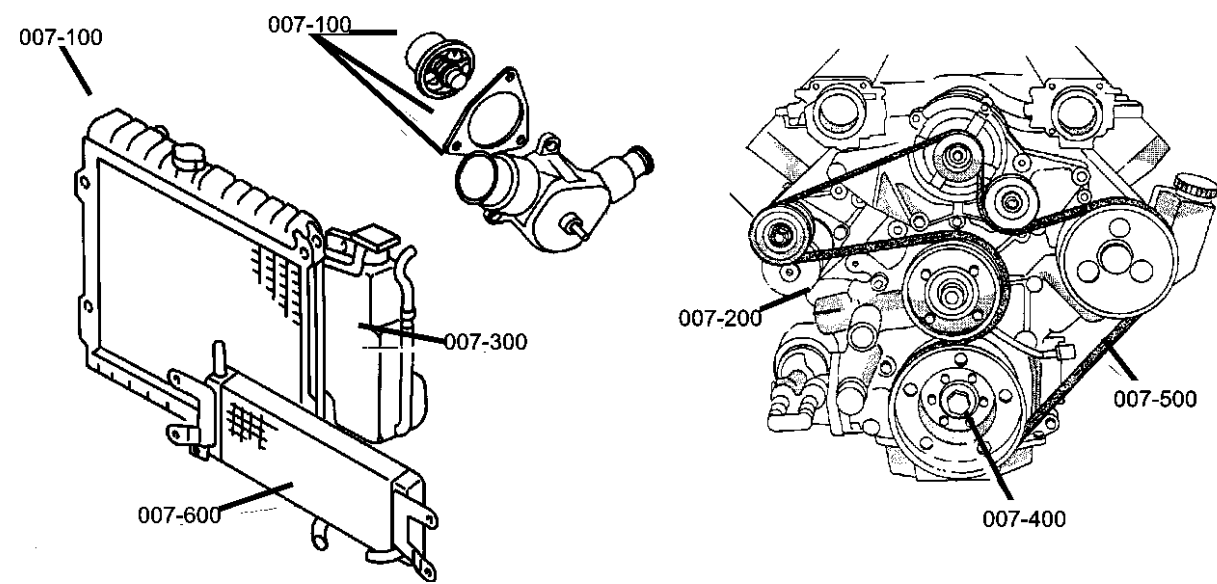
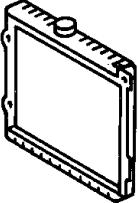

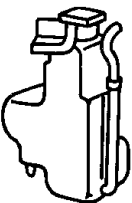

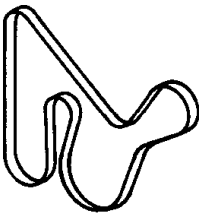
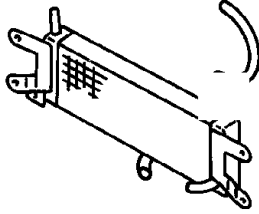
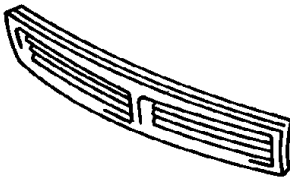
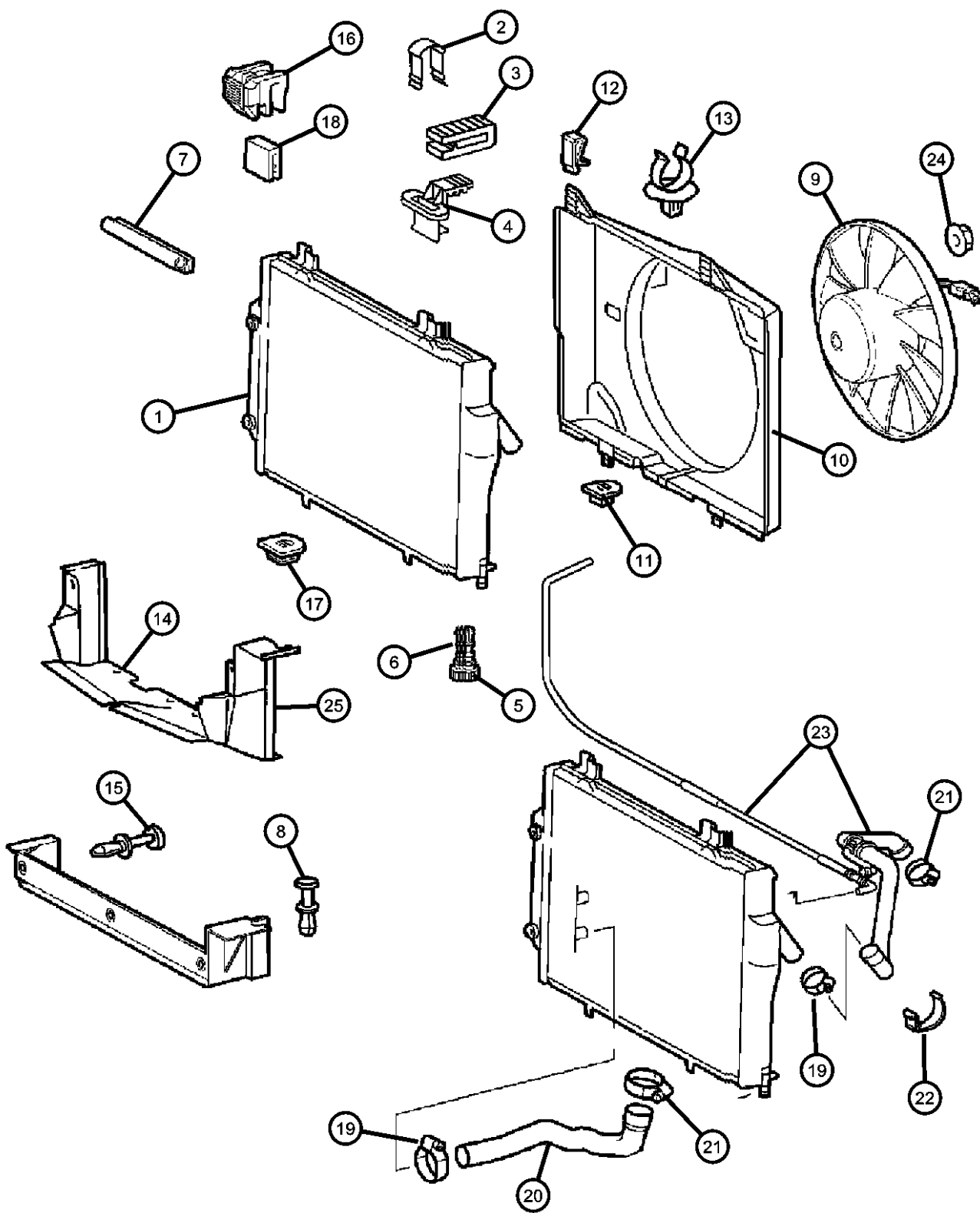


Illustration Title	Group-Fig. No.
<b>Radiator and Related Parts</b>	
Radiator and Related Parts.....	Fig. 7 - 110
<b>Water Pump and Related Parts</b>	
Water Pump .....	Fig. 7 - 210
<b>Tank, Coolant Engine</b>	
Tank, Coolant Reserve.....	Fig. 7 - 310
<b>Pulleys and Related Parts</b>	
Pulleys and Related Parts .....	Fig. 7 - 410
<b>Drive Belts</b>	
Drive Belts .....	Fig. 7 - 510
<b>Lines, Transmission Oil Cooler</b>	
Lines, Transmission Cooler .....	Fig. 7 - 610
<b>Grilles</b>	
Grilles .....	Fig. 7 - 710

<b>007-100</b> Radiator and Related Parts 	<b>007-200</b> Water Pump and Related Parts 	<b>007-300</b> Tank, Coolant Engine 	<b>007-400</b> Pulleys and Related Parts 
<b>007-500</b> Drive Belts 	<b>007-600</b> Lines, Transmission Oil Cooler 	<b>007-700</b> Grilles 	

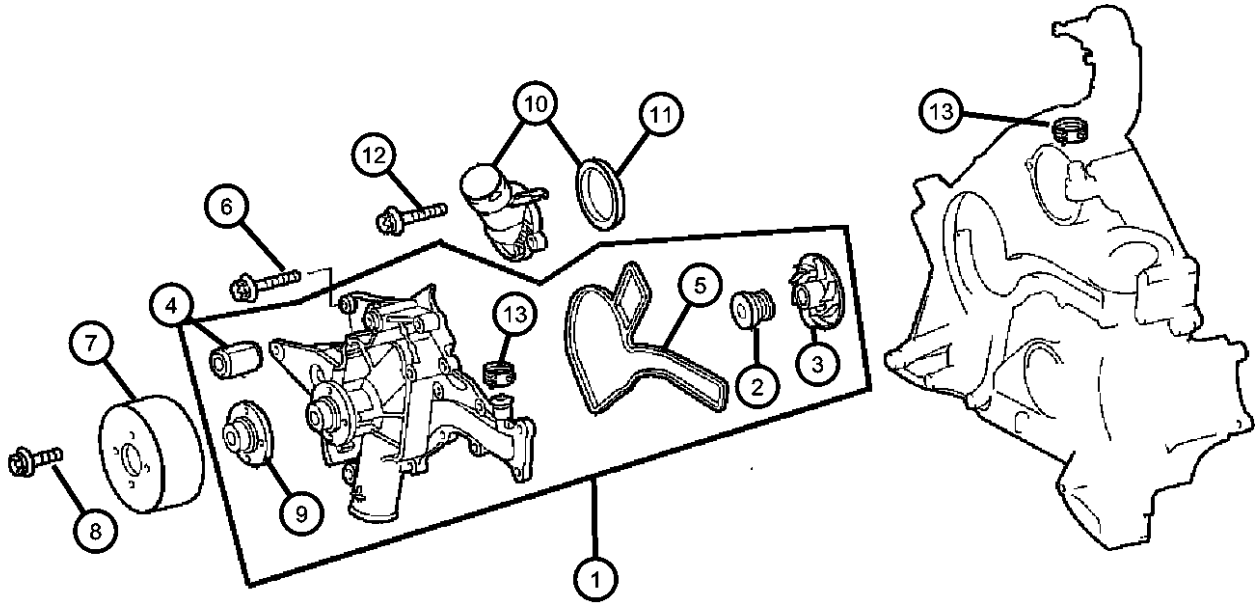
Radiator and Related Parts  
Figure 7-110

ITEM	PART NUMBER	QTY	LINE	SERIES	BODY	ENGINE	TRANS	TRIM	DESCRIPTION
	1								RADIATOR, Engine Cooling
	05098295AA	1					DED		
	05066386AA								Mopar Coolant 5 Year/100,000 Mile Formula 1 Gallon
	05098296AA	1					DGU		Mopar Coolant 5 Year/100,000 Mile Formula 1 Gallon
	05066386AA								
	2	05135359AA	2			EGX			CLAMP, Radiator
	3	05135360AA	2			EGX			INSULATOR GROMMET, Radiator Support
	4	05135361AA	2			EGX			CLIP, Radiator Condenser
	5	05098834AA	1						DRAINCOCK, Radiator
	6	05099294AA	1						O RING, Draincock
	7								SEAL, Radiator
		05099412AA	1						Right
		05099413AA	1						Left
	8	05097848AA	2						RIVET
	9	05101095AA	1						FAN, Cooling
	10	05099194AA	1						SHROUD, Fan
	11	05097872AA	2						ISOLATOR, Radiator
	12	05099355AA	2						CLIP, Fan Shroud
	13	05096425AA	1						CLIP, Cable Routing
	14	05135356AA	1			EGX			DUCT, Radiator Air
	15	05097848AA	2						RIVET
	16	05099790AA	2						CLIP, Retaining, Bracket
	17	05097872AA	2						ISOLATOR, Radiator
	18	05097894AA	2						ISOLATOR, Radiator
	19	05096439AA	2						CLAMP, Hose
	20	05098024AA	1						HOSE, Radiator Outlet
	21	05096443AA	1						CLAMP, Hose
	22	05096885AA	1						CLIP, Hose
	23	05097892AA	1						HOSE, Radiator Inlet
	24	05127449AA	1						NUT, Hex, M6
	25	05135363AA	1			EGX			BAFFLE, Radiator Air
	-26	05135379AA	1			EGX			CLAMP, Boot, 2-Way Rubber
<b>CROSSFIRE (ZH)</b>									
SERIES		LINE		BODY		ENGINE		TRANSMISSION	
P = PREMIUM		C = CHRYSLER		27 = 2-DR CONVERTIBLE		EGX = Engine - 3.2L V6 SOHC 18 Valve		DGJ = Transmission-5-Spd. Automatic, W5A580	
S = SPORT		Z = CHRYSLER		29 = SPECIALTY COUPE		EGZ = Engine - 3.2L V6 Supercharged		DED = Transmission - 6-Speed Manual	
X = SPECIAL								DGU = Transmission - 5-Spd Automatic	

AR = use ase required - = Non illustrated part

Water Pump  
Figure 7-210

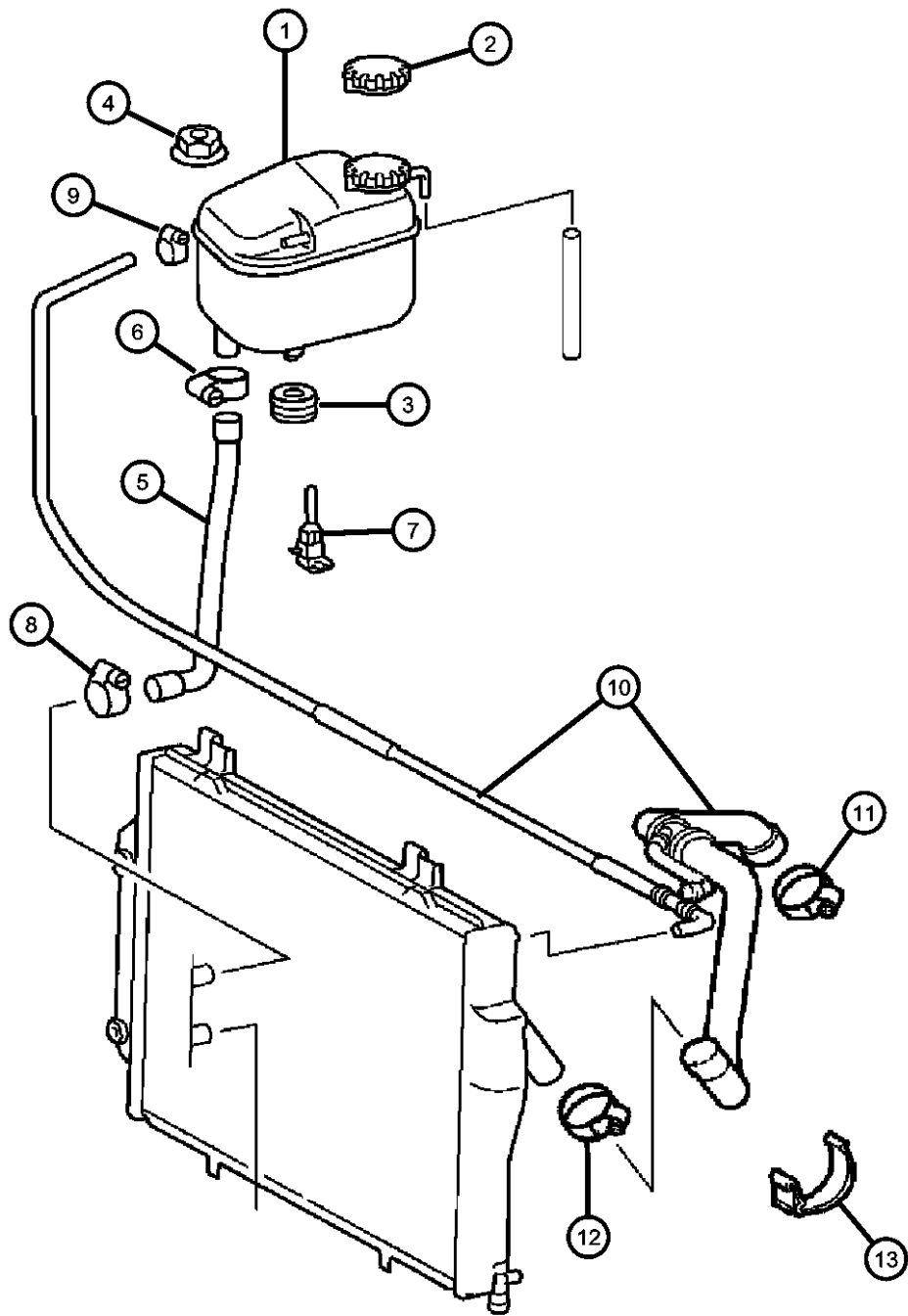
ITEM	PART NUMBER	QTY	LINE	SERIES	BODY	ENGINE	TRANS	TRIM	DESCRIPTION
1	05097159AC	1							PUMP, Water
2	05080142AA	1				EGX			SEAL, Impeller
3	05101075AA	1				EGX			IMPELLER, Water Pump
4	05098886AA	1				EGX			BEARING
5	05096526AA	1				EGX			GASKET, GASKET-WATER PUMP
6									SCREW, SCREW
	05098812AA	2				EGX			M8 x 110
	06507217AA	1				EGX			M8 x 80
	06507428AA	1				EGX			M8 x 90
7	05096527AA	1				EGX			PULLEY, Water Pump
8	05096982AA	4				EGX			SCREW, SCREW
9	05101534AA	1				EGX			FLANGE, Water Pump Drive
10	05098918AA	1				EGX			HOUSING, Thermostat, Includes Thermostat
11	05099341AA	1				EGX			SEAL, Thermostat Housing
12	05073728AA	1				EGX			SCREW
13	05096908AA	2							CLAMP, CLAMP
-14	05097161AA	1				EGX			HOUSING, Water Inlet, Canada



CROSSFIRE (ZH)				
SERIES	LINE	BODY	ENGINE	TRANSMISSION
P = PREMIUM	C = CHRYSLER	27 = 2-DR CONVERTIBLE	EGX = Engine - 3.2L V6 SOHC 18 Valve	DGJ = Transmission-5-Spd. Automatic,W5A580
S = SPORT	Z = CHRYSLER	29 = SPECIALTY COUPE	EGZ = Engine - 3.2L V6 Supercharged	DED = Transmission - 6-Speed Manual
X = SPECIAL				DGU = Transmission - 5-Spd Automatic



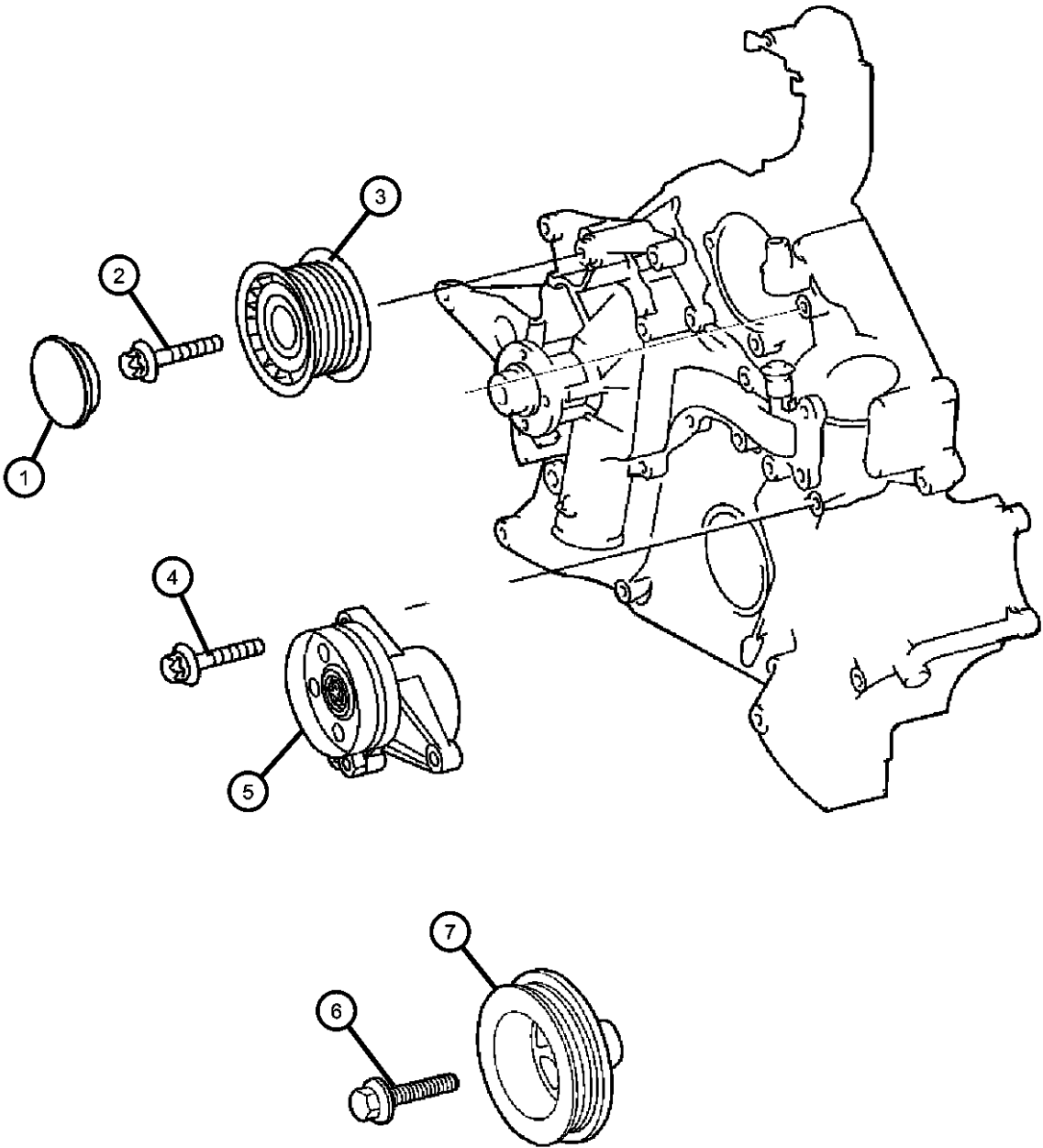
Tank, Coolant Reserve  
Figure 7-310



ITEM	PART NUMBER	QTY	LINE	SERIES	BODY	ENGINE	TRANS	TRIM	DESCRIPTION
1	05101601AA	1							BOTTLE, Pressurized Coolant
2	05099248AA	1							CAP, Radiator
3	05098007AA	1							GROMMET, Coolant Bottle
4	05096390AA	2							NUT, Coolant Bottle Attach
5	05097893AA	1							HOSE, Coolant Bottle to Radiator
6	05096442AA	1							CLAMP, Hose
7	05098768AA	1							SENSOR, Coolant Level
8	05096438AA	1							CLAMP, Hose
9	06104778AA	1							CLAMP
10	05097892AA	1							HOSE, Radiator Inlet
11	06104785AA	2							CLAMP, Hose
12	06104784AA	2							CLAMP, Hose
13	05096885AA	1							CLIP, Hose

CROSSFIRE (ZH)				
SERIES	LINE	BODY	ENGINE	TRANSMISSION
P = PREMIUM	C = CHRYSLER	27 = 2-DR CONVERTIBLE	EGX = Engine - 3.2L V6 SOHC 18 Valve	DGJ = Transmission-5-Spd. Automatic,W5A580
S = SPORT	Z = CHRYSLER	29 = SPECIALTY COUPE	EGZ = Engine - 3.2L V6 Supercharged	DED = Transmission - 6-Speed Manual
X = SPECIAL				DGU = Transmission - 5-Spd Automatic

Pulleys and Related Parts  
Figure 7-410

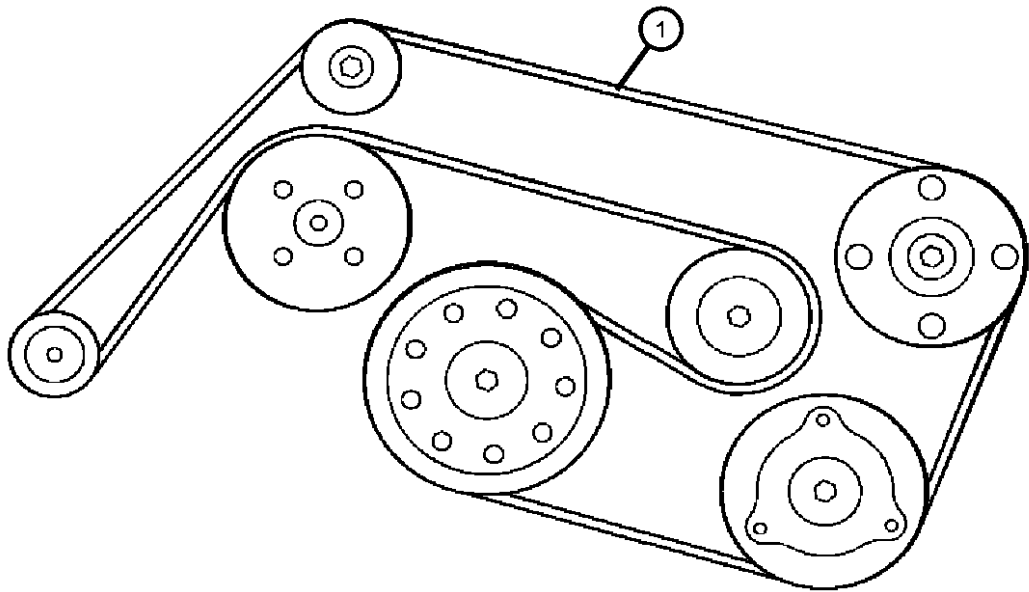


ITEM	PART NUMBER	QTY	LINE	SERIES	BODY	ENGINE	TRANS	TRIM	DESCRIPTION
1	05080250AA	1				EGX			CAP, CAP
2	05097832AA	1				EGX			BOLT, Torx
3	05080246AA	1				EGX			PULLEY, Tensioner
4	05096955AA	1				EGX	DED		SCREW, SCREW
5	05096525AA	1				EGX			TENSIONER, Belt
6	05098411AA	1				EGX			BOLT, Hex Head
7	05096492AA	1				EGX			DAMPER, Crankshaft

CROSSFIRE (ZH)				
SERIES	LINE	BODY	ENGINE	TRANSMISSION
P = PREMIUM	C = CHRYSLER	27 = 2-DR CONVERTIBLE	EGX = Engine - 3.2L V6 SOHC 18 Valve	DGJ = Transmission-5-Spd. Automatic,W5A580
S = SPORT	Z = CHRYSLER	29 = SPECIALTY COUPE	EGZ = Engine - 3.2L V6 Supercharged	DED = Transmission - 6-Speed Manual
X = SPECIAL				DGU = Transmission - 5-Spd Automatic

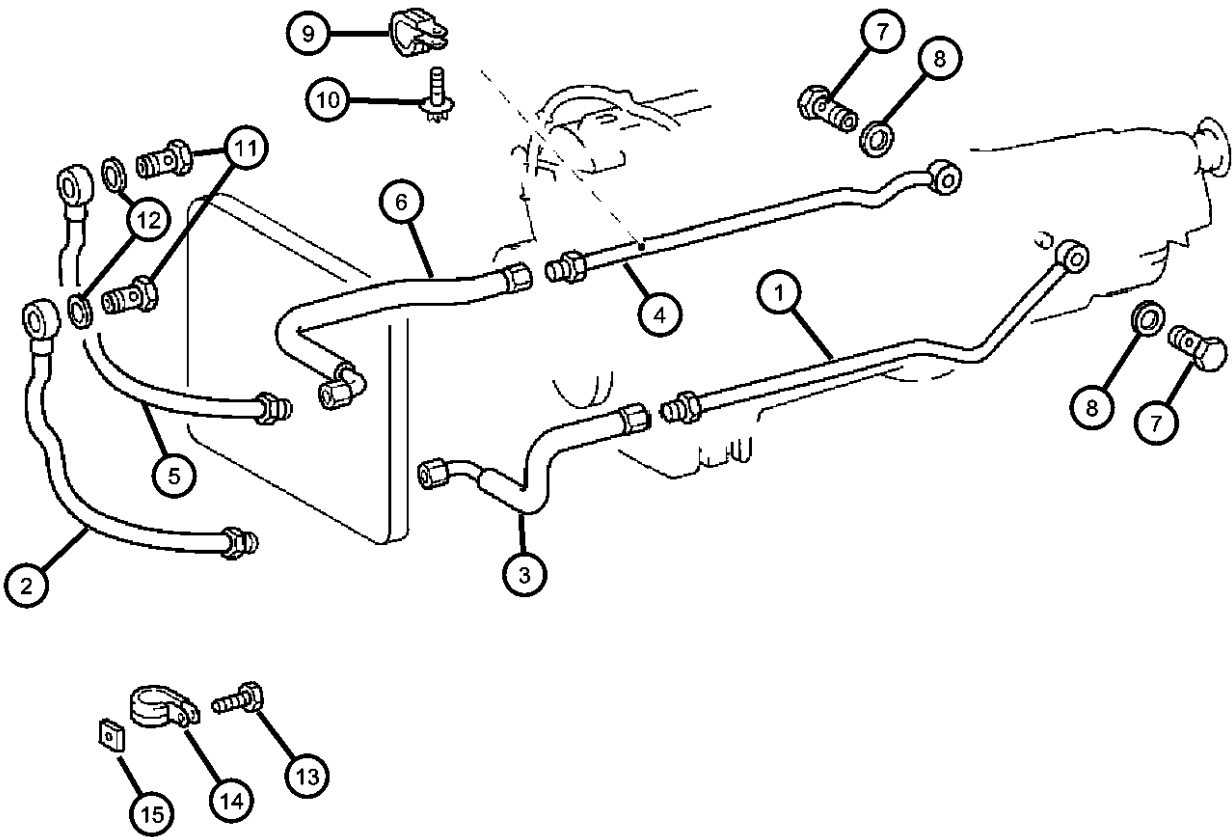
Drive Belts  
Figure 7-510

ITEM	PART NUMBER	QTY	LINE	SERIES	BODY	ENGINE	TRANS	TRIM	DESCRIPTION
1	05097758AA	1				EGX			BELT, Accessory Drive



CROSSFIRE (ZH)				
SERIES	LINE	BODY	ENGINE	TRANSMISSION
P = PREMIUM	C = CHRYSLER	27 = 2-DR CONVERTIBLE	EGX = Engine - 3.2L V6 SOHC 18 Valve	DGJ = Transmission-5-Spd. Automatic,W5A580
S = SPORT	Z = CHRYSLER	29 = SPECIALTY COUPE	EGZ = Engine - 3.2L V6 Supercharged	DED = Transmission - 6-Speed Manual
X = SPECIAL				DGU = Transmission - 5-Spd Automatic

Lines, Transmission Cooler  
Figure 7-610



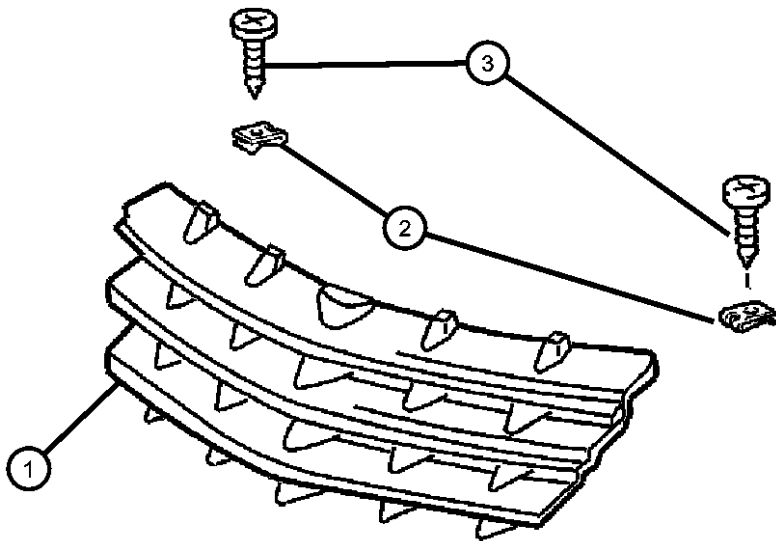
ITEM	PART NUMBER	QTY	LINE	SERIES	BODY	ENGINE	TRANS	TRIM	DESCRIPTION
1	05099772AA	1				EGX	DGU		TUBE, OIL Cooler Pressure
2	05099379AA	1					DGU		TUBE, OIL Cooler Pressure
3	05097764AA	1					DGU		HOSE, Oil Cooler Pressure
4	05099728AA	1				EGX	DGU		LINE, Oil Cooler Return
5	05099773AA	1					DGU		TUBE, OIL Cooler Return
6	05097766AA	1					DGU		HOSE, Oil Cooler Return
7	06507437AA	2				EGX	DGU		BOLT, Banjo
8	05102646AA	1					DED, DGU		SEAL
9	05096952AA	2				EGX	DGU		CLAMP, Oil Cooler Line
10									SCREW
	06104681AA	2				EGX	DGU		
		1					DED		
11	05102645AA	1					DED, DGU		BOLT, Banjo
12	05073946AA	1				EGX			GASKET, Drain Plug
13	05097688AA	2				EGX			CLIP, Oil Cooler Line
14	05126197AA	1				EGX			SCREW
15	05099811AA	1					DGU		NUT, Hex, M6

CROSSFIRE (ZH)		BODY		ENGINE	TRANSMISSION
SERIES	LINE				
P = PREMIUM	C = CHRYSLER	27 = 2-DR CONVERTIBLE		EGX = Engine - 3.2L V6 SOHC 18 Valve	DGJ = Transmission-5-Spd. Automatic, W5A580
S = SPORT	Z = CHRYSLER	29 = SPECIALTY COUPE		EGZ = Engine - 3.2L V6 Supercharged	DED = Transmission - 6-Speed Manual
X = SPECIAL					DGU = Transmission - 5-Spd Automatic

AR = use ase required - = Non illustrated part

Grilles  
Figure 7-710

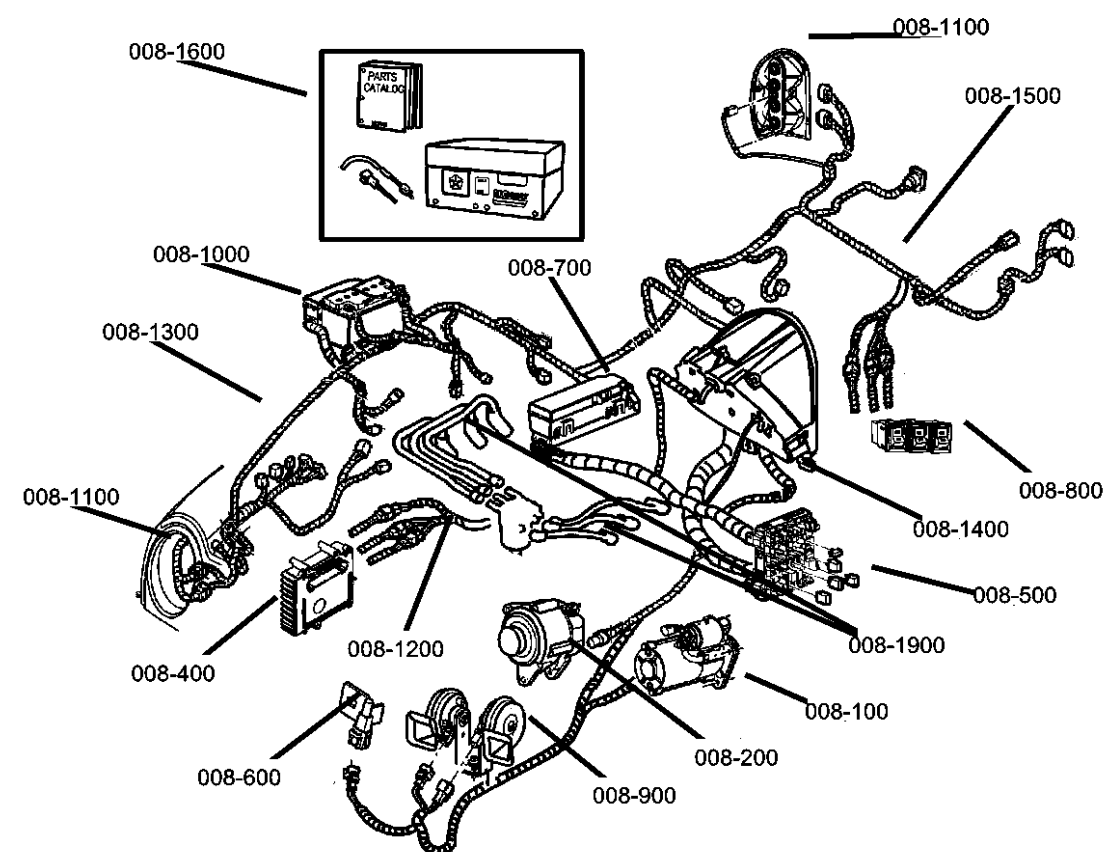
ITEM	PART NUMBER	QTY	LINE	SERIES	BODY	ENGINE	TRANS	TRIM	DESCRIPTION
1	0YA37XS9AA	1							GRILLE, Radiator [60,DR,RH,S3]
	0YA37XZAAA	1							[41]
2	05098929AA	2							NUT, Spring U Type
3	06104597AA	4							SCREW, Tapping




CROSSFIRE (ZH)				
SERIES	LINE	BODY	ENGINE	TRANSMISSION
P = PREMIUM	C = CHRYSLER	27 = 2-DR CONVERTIBLE	EGX = Engine - 3.2L V6 SOHC 18 Valve	DGJ = Transmission-5-Spd. Automatic,W5A580
S = SPORT	Z = CHRYSLER	29 = SPECIALTY COUPE	EGZ = Engine - 3.2L V6 Supercharged	DED = Transmission - 6-Speed Manual
X = SPECIAL				DGU = Transmission - 5-Spd Automatic

# Group - 8

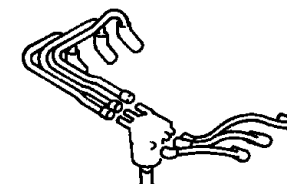
## Electrical



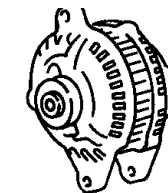
**008-1700**  
Air Bag System



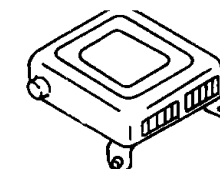
**008-1900**  
Spark Plugs-Cables-Coils



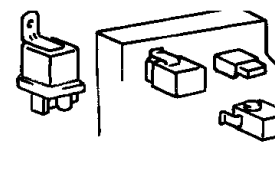
**008-200**  
Alternators



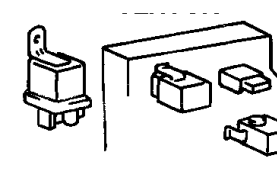
**008-400**  
Modules




**008-500**  
Relays



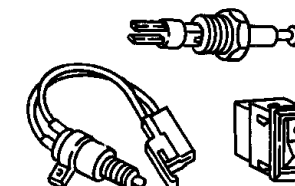
**008-600**  
Sensors




**008-700**  
Single Board Engine Controllers

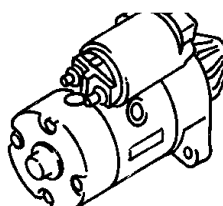
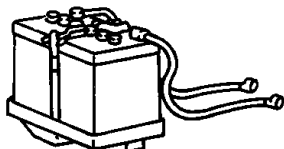


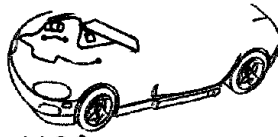




**008-800**  
Switches



**008-900**  
Horns

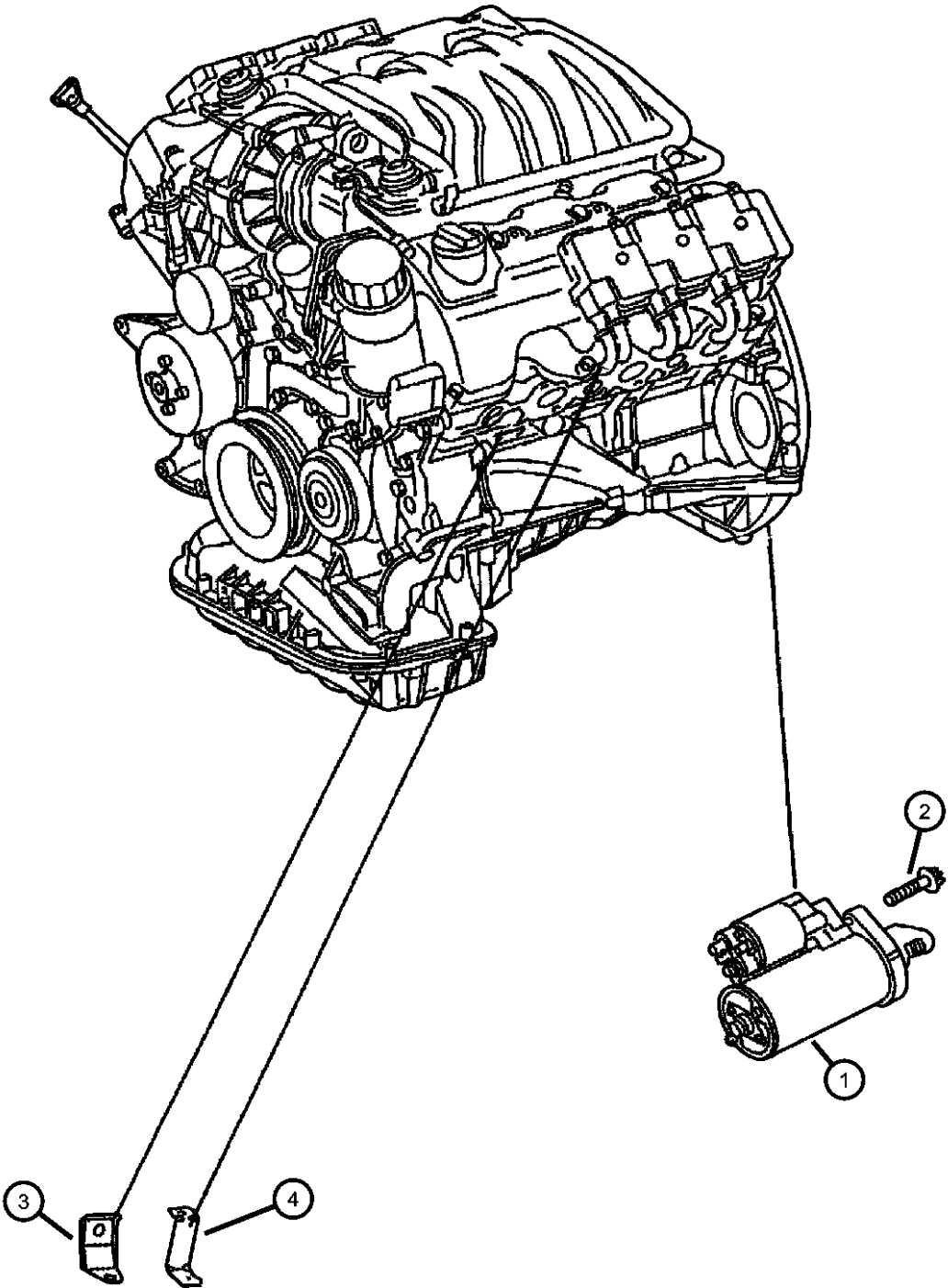


<b>008-100</b> Starters	<b>008-1000</b> Battery Tray and Cables	<b>008-1100</b> Lamps - Front, Rear and Courtesy	<b>008-1200</b> Wiring-Engine & Related Parts
			
<b>008-1300</b> Wiring-Headlamp to Dash	<b>008-1400</b> Wiring-Instrument Panel	<b>008-1500</b> Wiring-Body & Accessories	<b>008-1600</b> Wiring Repair
			<b>WIRING REPAIR PKG.</b>

Group - 8 Electrical	
Illustration Title	Group-Fig. No.
<b>Starters</b>	
Starter.....	Fig. 8 - 105
<b>Alternators</b>	
Alternator and Mounting .....	Fig. 8 - 205
<b>Modules</b>	
Modules.....	Fig. 8 - 405
<b>Relays</b>	
Relays, Fuses, Boxes and related items .....	Fig. 8 - 505
<b>Sensors</b>	
Sensors Engine .....	Fig. 8 - 605
Sensors Body.....	Fig. 8 - 610
<b>Single Board Engine Controllers</b>	
Modules Engine and Transmission Control .....	Fig. 8 - 705
<b>Switches</b>	
Switches Instrument Panel .....	Fig. 8 - 805
Switches Drivetrain.....	Fig. 8 - 810
Switches Body.....	Fig. 8 - 815
<b>Horns</b>	
Horns.....	Fig. 8 - 905
Alarm System.....	Fig. 8 - 910
<b>Battery Tray and Cables</b>	
Battery and Related Items.....	Fig. 8 - 1005
<b>Lamps - Front, Rear and Courtesy</b>	
Lamps Front .....	Fig. 8 - 1105
Lamps Rear.....	Fig. 8 - 1110
Lamps Courtesy .....	Fig. 8 - 1115
Bulbs .....	Fig. 8 - 1120
<b>Wiring-Engine &amp; Related Parts</b>	
Wiring Engine.....	Fig. 8 - 1205
<b>Wiring-Headlamp to Dash</b>	
Wiring Headlamp to Dash .....	Fig. 8 - 1305
<b>Wiring-Instrument Panel</b>	
Wiring Instrument Panel .....	Fig. 8 - 1405
<b>Wiring-Body &amp; Accessories</b>	
Wiring Body.....	Fig. 8 - 1505
Wiring Main Interior Harness & Doors .....	Fig. 8 - 1510
Tail Lamp Harness .....	Fig. 8 - 1515
<b>Wiring Repair</b>	
Wiring Repair.....	Fig. 8 - 1605
<b>Air Bag System</b>	
Air Bag Modules and Sensors.....	Fig. 8 - 1705
Air Bags and Clock Springs .....	Fig. 8 - 1710
<b>Spark Plugs-Cables-Coils</b>	
Spark Plugs, Cables and Coils.....	Fig. 8 - 1905

**Starter**  
**Figure 8-105**

ITEM	PART NUMBER	QTY	LINE	SERIES	BODY	ENGINE	TRANS	TRIM	DESCRIPTION
1									STARTER
	05097071AA	1	Z	S	29	EGX			Export
	05097072AA	1	C	S	29	EGX			
2	06104053AA	2		S	29				SCREW, Starter Motor
3	05098226AA	1	Z	S	29				BRACKET, Wiring
4	05096466AA	1	Z	S	29				BRACKET, Wiring

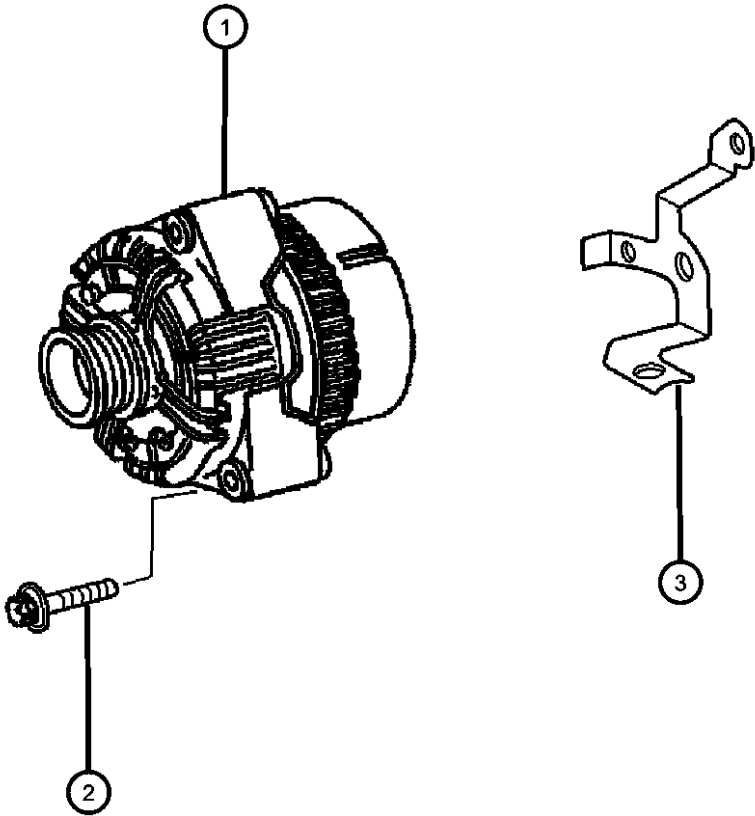


<b>CROSSFIRE (ZH)</b>				
SERIES	LINE	BODY	ENGINE	TRANSMISSION
P = PREMIUM	C = CHRYSLER	27 = 2-DR CONVERTIBLE	EGX = Engine - 3.2L V6 SOHC 18 Valve	DGJ = Transmission-5-Spd. Automatic,W5A580
S = SPORT	Z = CHRYSLER	29 = SPECIALTY COUPE	EGZ = Engine - 3.2L V6 Supercharged	DED = Transmission - 6-Speed Manual
X = SPECIAL				DGU = Transmission - 5-Spd Automatic



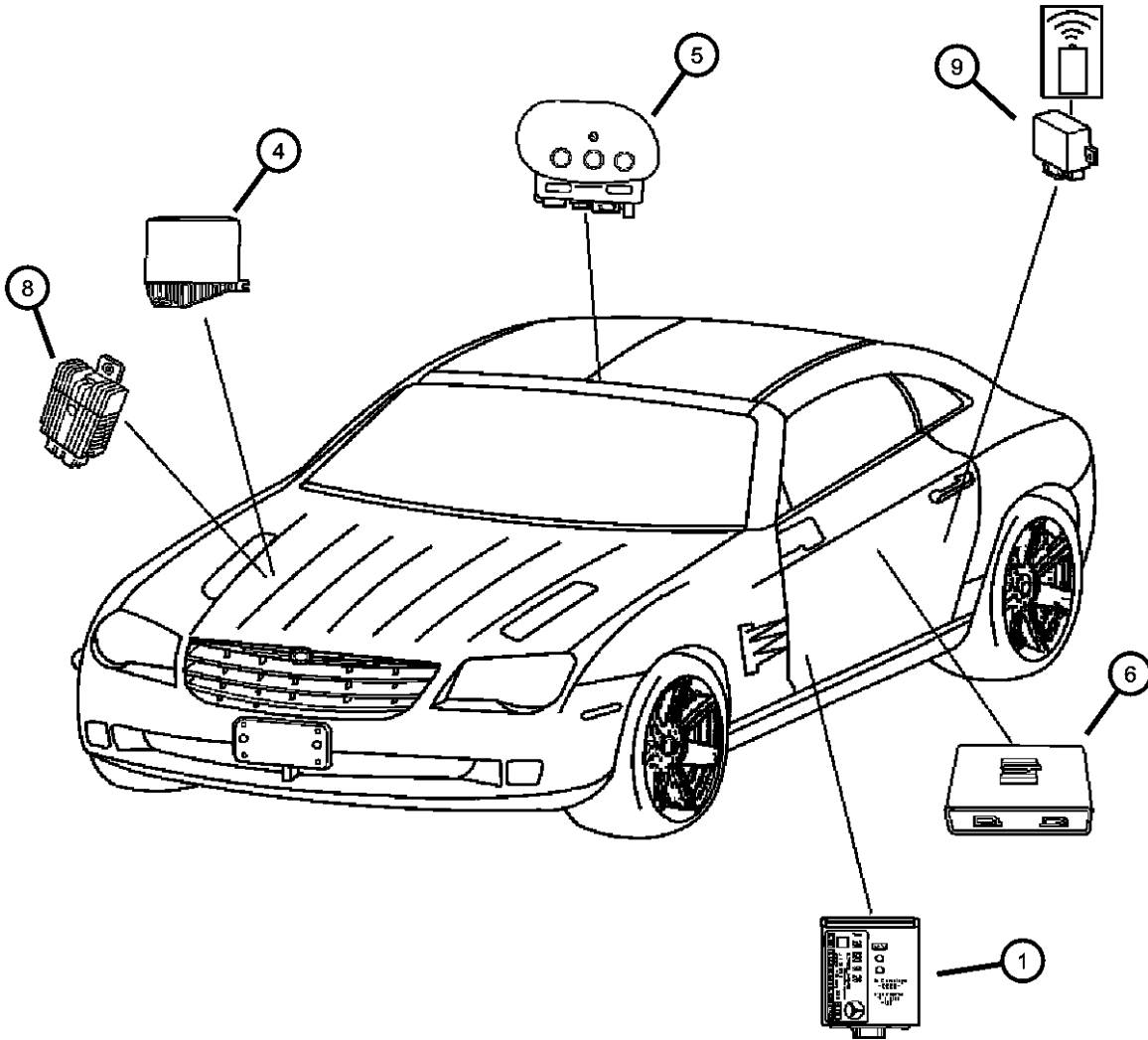
Alternator and Mounting  
Figure 8-205

ITEM	PART NUMBER	QTY	LINE	SERIES	BODY	ENGINE	TRANS	TRIM	DESCRIPTION
1									ALTERNATOR
	05097756AA	1		S	29	EGX			Bosch
	05135465AA	1		S	29	EGX			Voleo
2	05096956AA	1		S	29	EGX			BOLT, Alternator
3	05096529AA	1		S	29	EGX			BRACKET, Alternator
-4	05127665AA	1		S	29	EGX			REGULATOR, Alternator, Bosch



CROSSFIRE (ZH)				
SERIES	LINE	BODY	ENGINE	TRANSMISSION
P = PREMIUM	C = CHRYSLER	27 = 2-DR CONVERTIBLE	EGX = Engine - 3.2L V6 SOHC 18 Valve	DGJ = Transmission-5-Spd. Automatic,W5A580
S = SPORT	Z = CHRYSLER	29 = SPECIALTY COUPE	EGZ = Engine - 3.2L V6 Supercharged	DED = Transmission - 6-Speed Manual
X = SPECIAL				DGU = Transmission - 5-Spd Automatic

Modules  
Figure 8-405

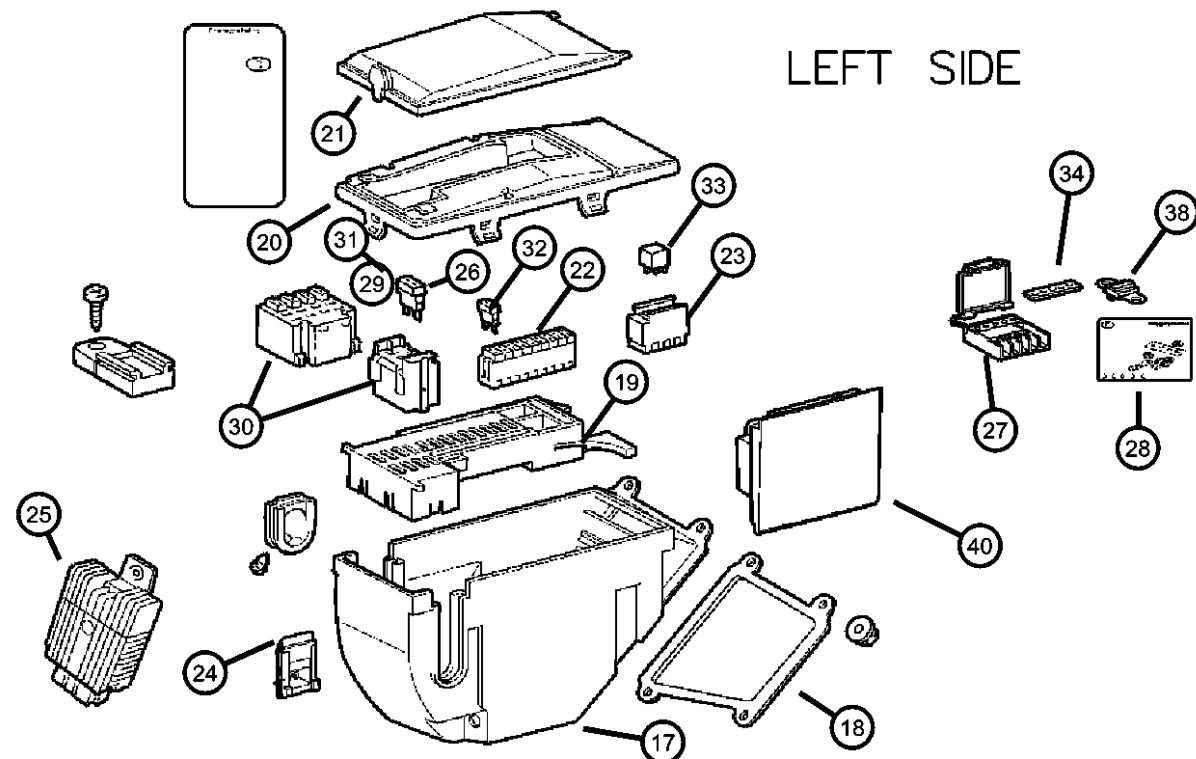
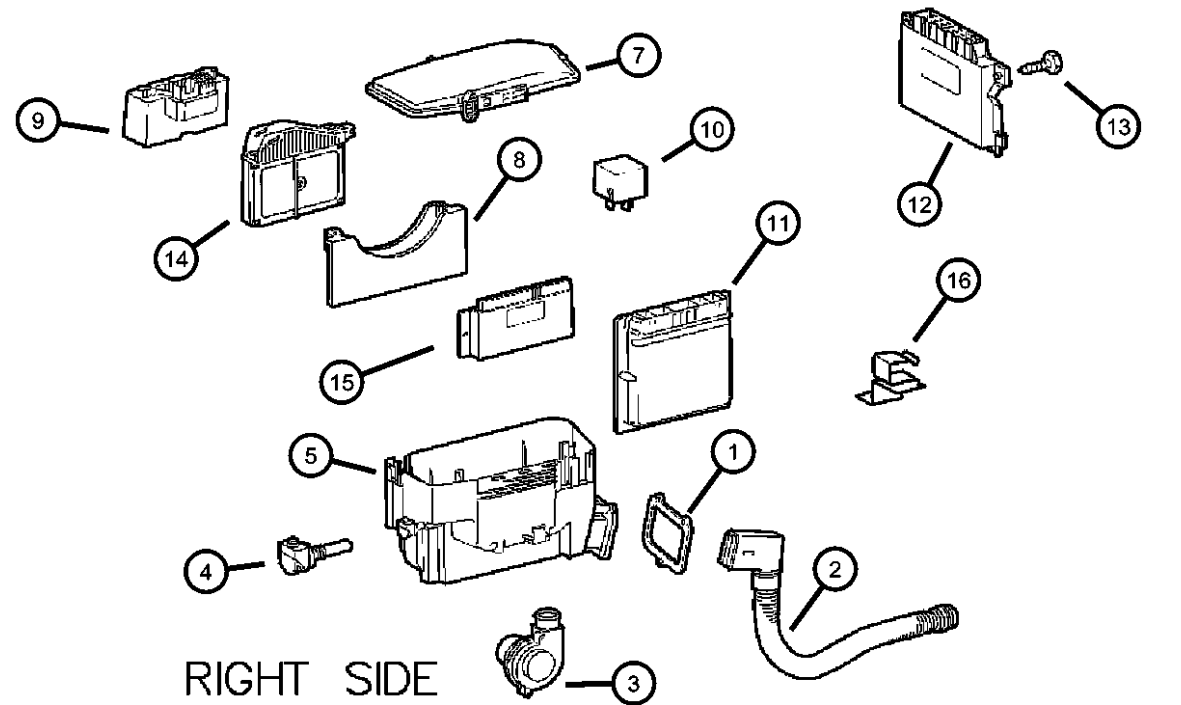


ITEM	PART NUMBER	QTY	LINE	SERIES	BODY	ENGINE	TRANS	TRIM	DESCRIPTION
1	05102558AA	1		S	29				MODULE, Alarm, Tow Protection
-2	05102960AA	1		S	29				BRACKET, Alarm System, Alarm Module
-3	06104678AA	1		S	29				SCREW, Hex Head
4	05099700AA	1		S	29				MODULE, Body Controller
5									MODULE, Homelink
	05099158AA	1		S	29				Export
	05102560AA	1		S	29				Export
6									MODULE, Air Bag Control
	05099301AA	1		S	29				Air bag control module
	05102756AA	1		S	29				Passenger air bag off control module
-7	05097672AA	3		S	29				SCREW, Air Bag Control Module attaching
8	05102818AA	1		S	29				MODULE, Cooling, Cooling Fan Motor Control
9									CONTROL, Door Lock
	05099540AA	1		S	29				Export
	05099541AA	1		S	29				Export
-10	05093507AA	1		S	29				MODULE, Intrusion

CROSSFIRE (ZH)				
SERIES	LINE	BODY	ENGINE	TRANSMISSION
P = PREMIUM	C = CHRYSLER	27 = 2-DR CONVERTIBLE	EGX = Engine - 3.2L V6 SOHC 18 Valve	DGJ = Transmission-5-Spd. Automatic,W5A580
S = SPORT	Z = CHRYSLER	29 = SPECIALTY COUPE	EGZ = Engine - 3.2L V6 Supercharged	DED = Transmission - 6-Speed Manual
X = SPECIAL				DGU = Transmission - 5-Spd Automatic

# Relays, Fuses, Boxes and related items

Figure 8-505



ITEM	PART NUMBER	QTY	LINE	SERIES	BODY	ENGINE	TRANS	TRIM	DESCRIPTION
1	05096666AA	1	C	S	29				GASKET
2	05101603AA	1		S	29				HOSE
3	05099008AA	1		S	29				MOTOR, Blower
4	05098372AA	1		S	29				PIN, Pivot
5									HOUSING, Components
	05098517AA	1	C	S	29				
	05098518AA	1	Z	S	29				
-6	05098584AA	1	Z	S	29				BRACKET, Module, Housing Box Support
7									COVER, Housing
	05097895AA	1	C	S	29				
	05097896AA	1	Z	S	29				
8	05096665AA	1		S	29				BRACKET, Power Distribution Center
9	05099007AA	1		S	29				RELAY, Engine Management (Fuel Pump Relay)
10	05101505AA	1		S	29				RELAY, Stop Lamp
11									MODULE, Powertrain Control
	05103209AA	1		S	29			DED	
	05126327AA	1		S	29	EGX			
12									MODULE, Transmission Control
	05097773AA	1		S	29			DGU	
	05127296AA	1		S	29			DED, DGU	
13	05127296AA	1							SCREW, Tapping, (NOT SERVICED)
14	05099700AA	1		S	29				MODULE, Body Controller
15									MODULE, Homelink
	05099158AA	1		S	29				Export
	05102560AA	1		S	29				CLIP, (NOT SERVICED)
16	05102560AA	1							FUSE CENTER, Housing
17									Fuse center next to master cylinder
	05097282AA	1	Z	S	29				Fuse center next to master cylinder
	05097283AA	1	C	S	29				GASKET, Electrical Box
18									
	05096838AA	1	Z	S	29				

## CROSSFIRE (ZH)

### SERIES

P = PREMIUM  
S = SPORT  
X = SPECIAL

### LINE

C = CHRYSLER  
Z = CHRYSLER

### BODY

27 = 2-DR CONVERTIBLE  
29 = SPECIALTY COUPE

### ENGINE

EGX = Engine - 3.2L V6 SOHC 18 Valve  
EGZ = Engine - 3.2L V6 Supercharged

### TRANSMISSION

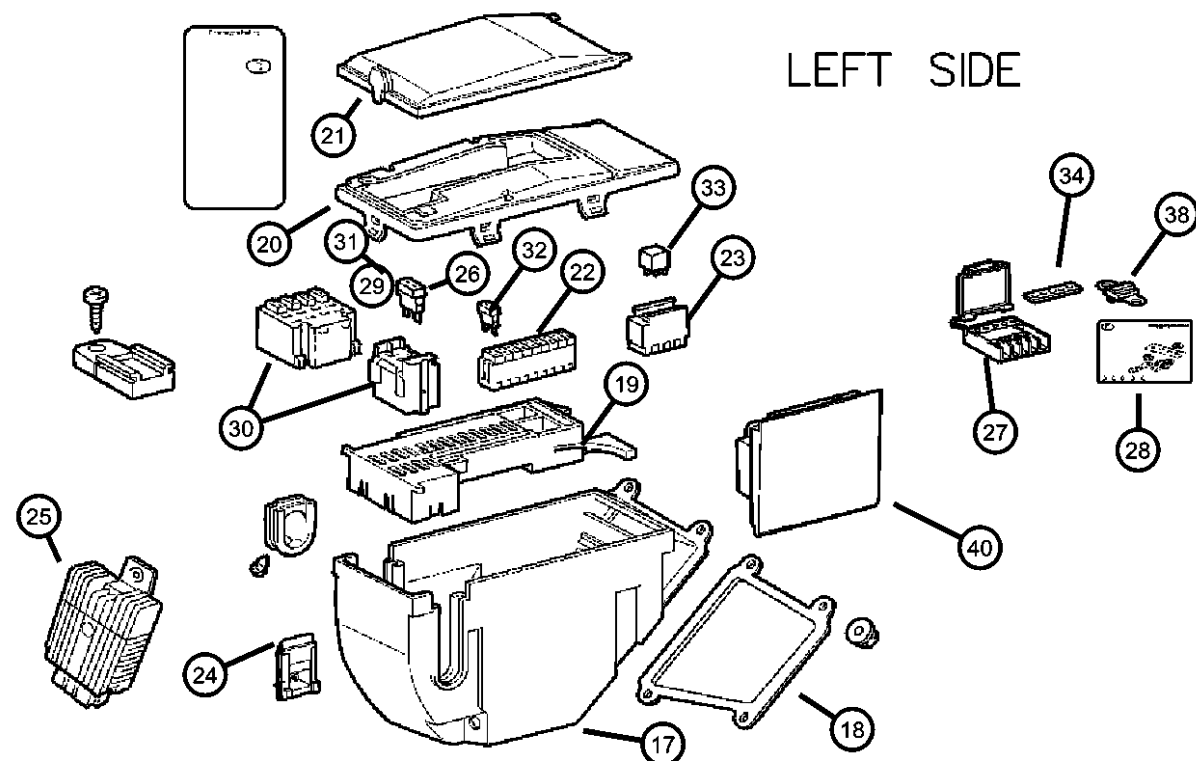
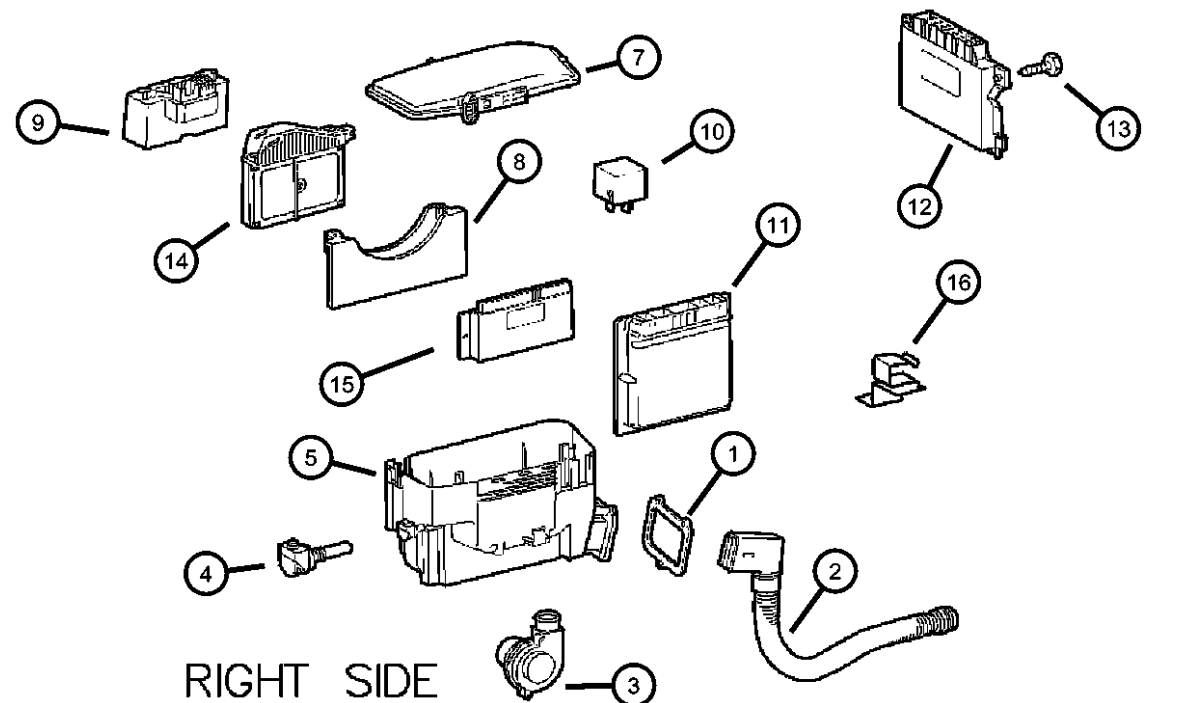
DGJ = Transmission-5-Spd. Automatic, W5A580  
DED = Transmission - 6-Speed Manual  
DGU = Transmission - 5-Spd Automatic

AR = use ase required - = Non illustrated part

2004 ZH

# Relays, Fuses, Boxes and related items

Figure 8-505



ITEM	PART NUMBER	QTY	LINE	SERIES	BODY	ENGINE	TRANS	TRIM	DESCRIPTION
	05096839AA	1	C	S	29				
19	05096664AA	1		S	29				BRACKET, Fuse Block, Fuse center next to master cylinder
20	05098219AA	1		S	29				COVER, Fuseblock
21	05098218AA	1		S	29				COVER, Fuseblock, Bezel for 05098219AA
22									FUSE CARTRIDGE
	05120401AA	1		S	29				[F1-F9]
	05120402AA	1		S	29				[F10-F18]
23									FUSE CARTRIDGE
	05097055AA	1		S	29				[F19-F22]
	05097056AA	1		S	29				[F23-F26]
24	05097640AA	1		S	29				GROMMET
25	05097640AA	1							MODULE, (NOT SERVICED)
26	05101465AA	1		S	29				FUSE, Mini, 5 Amp, Tan
27	05097284AA	1		S	29				BLOCK, Fuse
28									LABEL, Fuse Block
	05096660AA	1		S	29				German
	05096661AA	1		S	29				French
	05102657AA	1		S	29				English
29	05101466AA	7		S	29				FUSE, Blade Type, 7.5 AMP
30	05101467AA	6		S	29				FUSE, Standard, 15 AMP, Light Blue
31	05101468AA	1		S	29				FUSE, Blade Type, 20 AMP, Yellow
32									FUSE CARTRIDGE
	05097055AA	1		S	29				[F23-F26]
	05097056AA	1		S	29				[F19-F22]
33	05101506AA	1		S	29				RELAY, Turn Signal
34	05101487AA	1		S	29				BUS BAR
-35	05098118AA	1		S	29				SCREW, Buss Bar attaching
-36	05104857AA	1		S	29				RELAY, Seat Actuation
-37	05104858AA	1		S	29				BRACKET, Seat Actuation Relay
38									FUSE
	05104596AA	1		S	29				200 AMP
	05104600AA	1		S	29				125 AMP

## CROSSFIRE (ZH)

SERIES LINE  
P = PREMIUM C = CHRYSLER  
S = SPORT Z = CHRYSLER  
X = SPECIAL

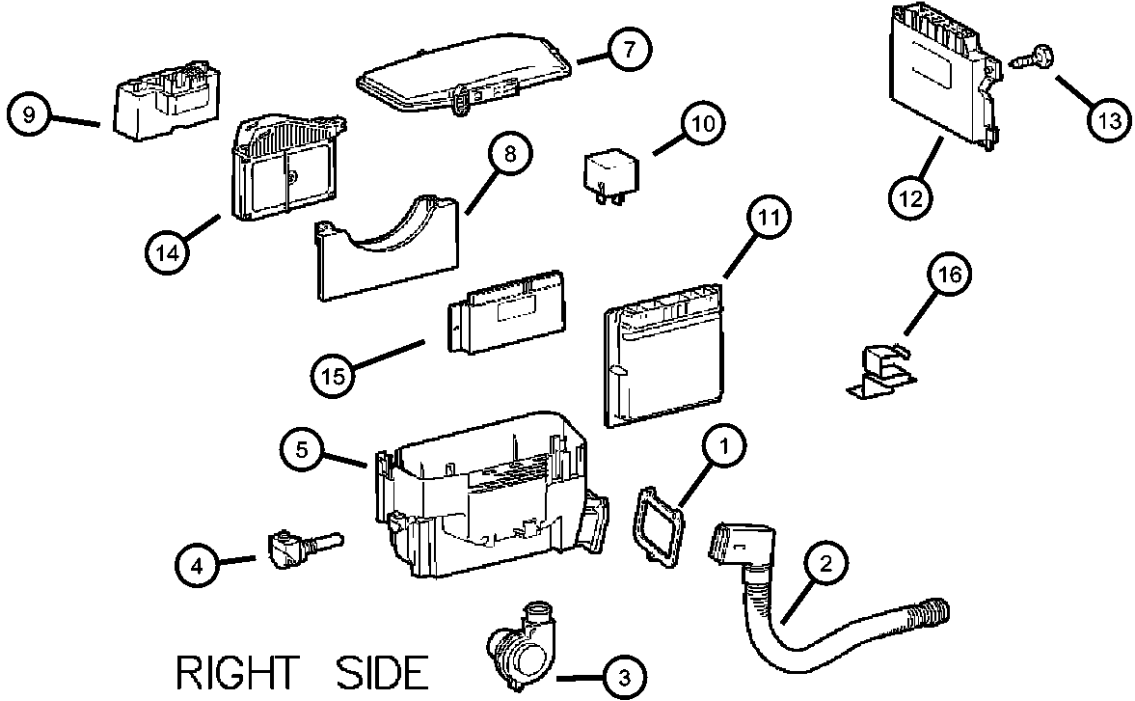
BODY  
27 = 2-DR CONVERTIBLE  
29 = SPECIALTY COUPE

ENGINE  
EGX = Engine - 3.2L V6 SOHC 18 Valve  
EGZ = Engine - 3.2L V6 Supercharged  
TRANSMISSION  
DGJ = Transmission-5-Spd. Automatic, W5A580  
DED = Transmission - 6-Speed Manual  
DGU = Transmission - 5-Spd Automatic

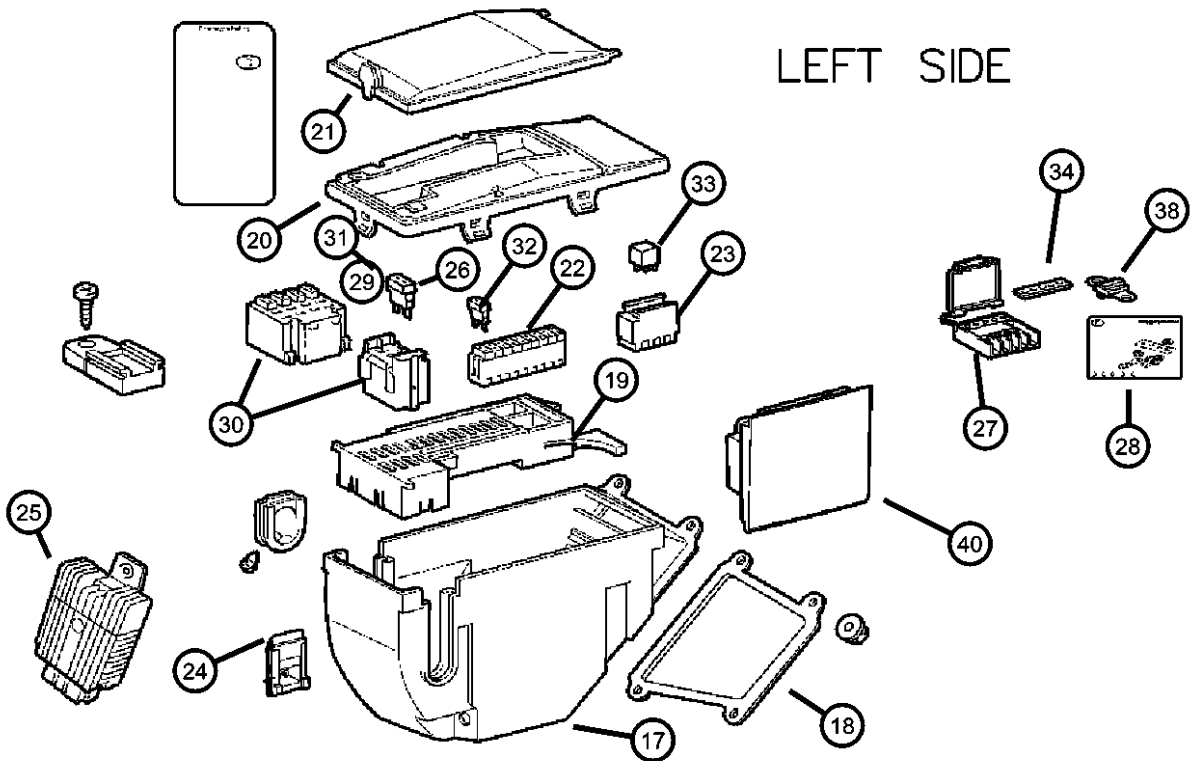
AR = use ase required - = Non illustrated part

2004 ZH

Relays, Fuses, Boxes and related items  
Figure 8-505



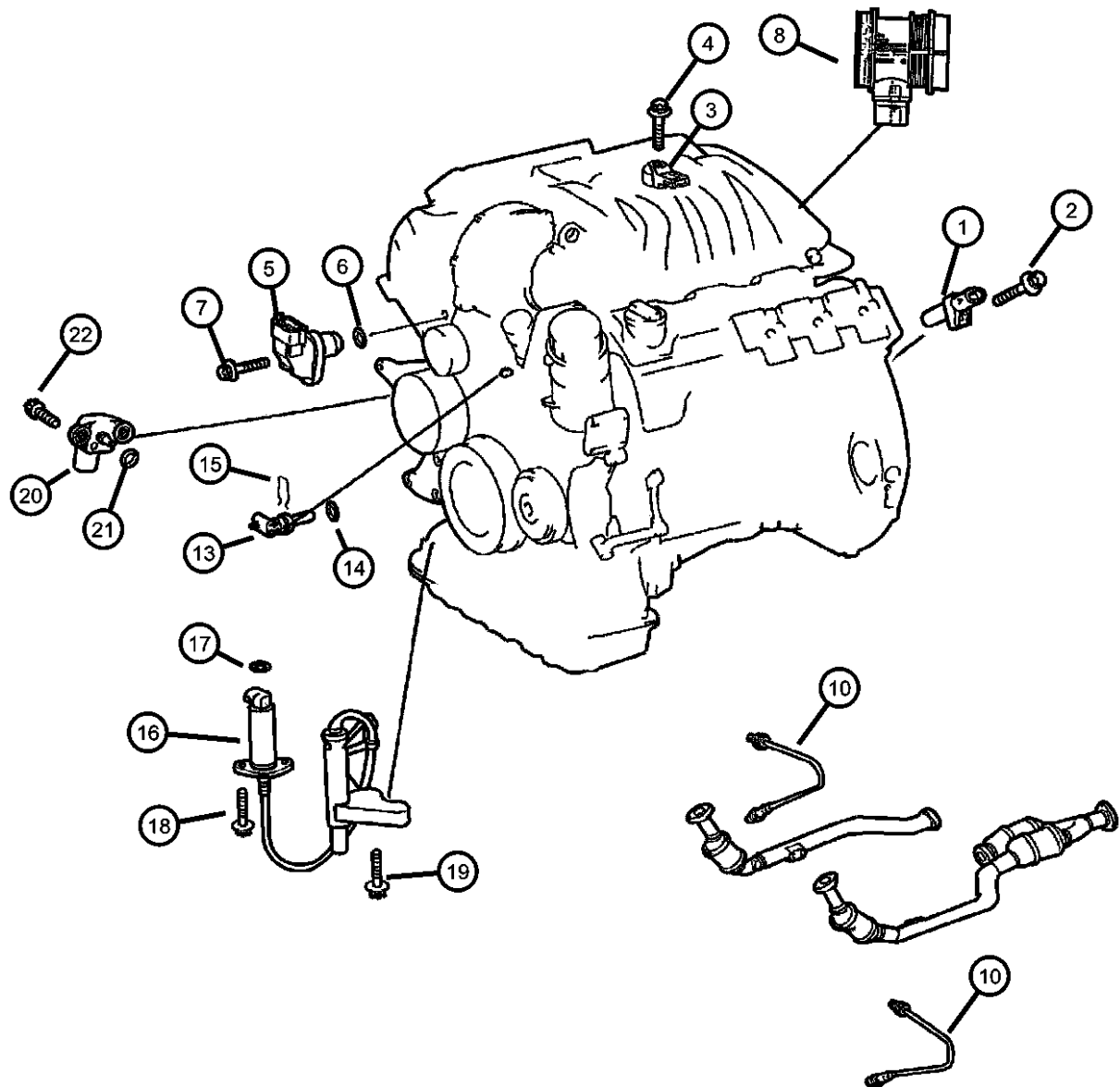
ITEM	PART NUMBER	QTY	LINE	SERIES	BODY	ENGINE	TRANS	TRIM	DESCRIPTION
	05104606AA	1				A			40 AMP
	05135816AA	2		S	29				50 AMP
-39	05104643AA	1		S	29				FUSE, Standard, 10 AMP, Red, Back of radio
40	05143980AA	1		S	29				RELAY, Pulse unit



CROSSFIRE (ZH)		BODY		ENGINE	TRANSMISSION
SERIES	LINE				
P = PREMIUM	C = CHRYSLER	27 = 2-DR CONVERTIBLE		EGX = Engine - 3.2L V6 SOHC 18 Valve	DGJ = Transmission-5-Spd. Automatic,W5A580
S = SPORT	Z = CHRYSLER	29 = SPECIALTY COUPE		EGZ = Engine - 3.2L V6 Supercharged	DED = Transmission - 6-Speed Manual
X = SPECIAL					DGU = Transmission - 5-Spd Automatic

AR = use ase required - = Non illustrated part

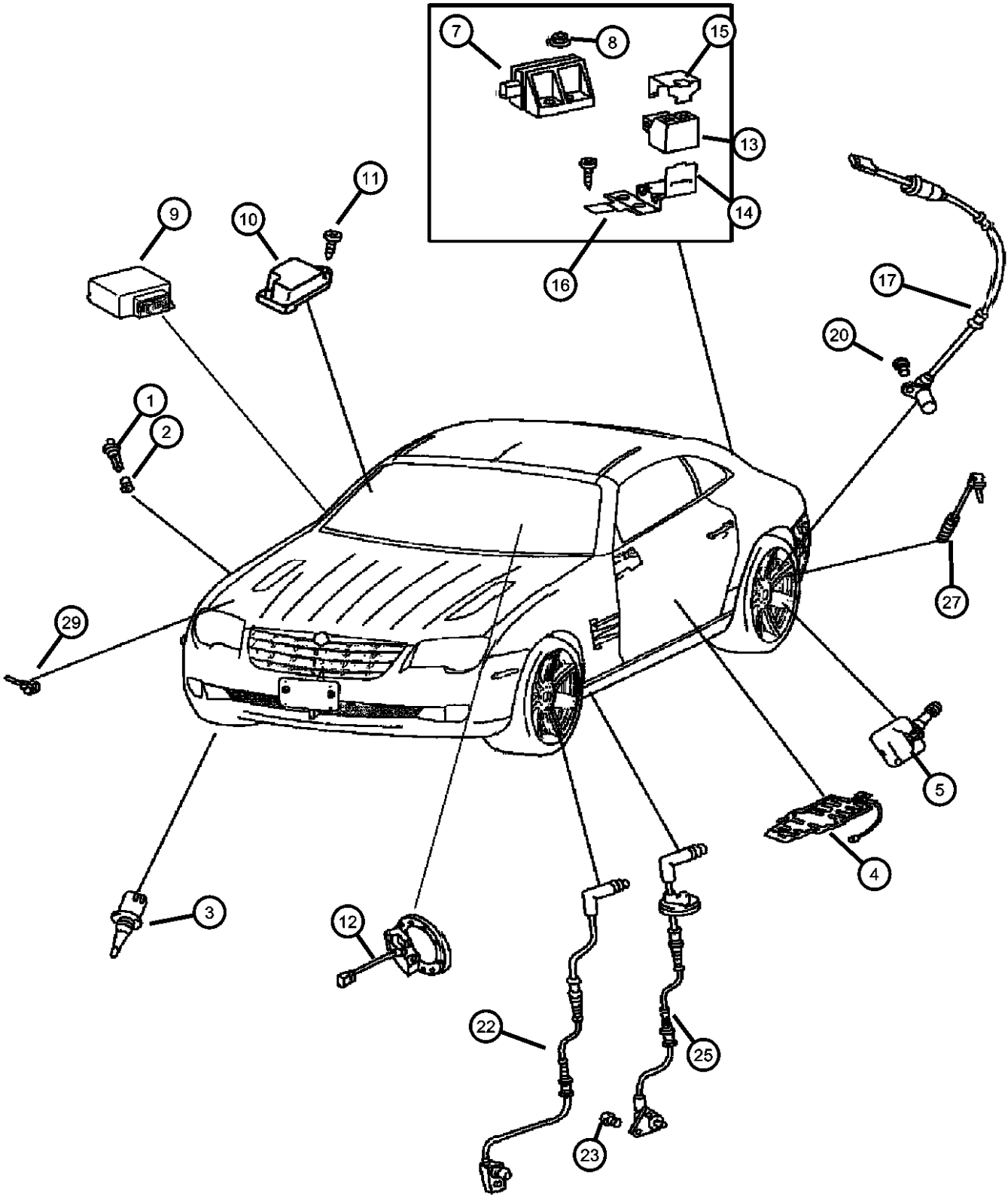
Sensors Engine  
Figure 8-605



ITEM	PART NUMBER	QTY	LINE	SERIES	BODY	ENGINE	TRANS	TRIM	DESCRIPTION
1	05080352AA	1		S	29	EGX			SENSOR, Crankshaft
2	05073727AA	1		S	29	EGX			SCREW, Crankshaft Sensor mounting
3	05101116AA	2		S	29	EGX			SENSOR, Knock
4	05103041AA	8		S	29	EGX			SCREW, Knock Sensor mounting
5	05101122AA	1		S	29	EGX			SENSOR, Camshaft
6	05101153AA	1		S	29	EGX			O RING, Camshaft Sensor attaching
7	05097731AA	1		S	29	EGX			SCREW, Hex Head, Camshaft Sensor attaching
8	05101204AA	1		S	29	EGX			SENSOR, Mass Airflow
-9	05159305AA	1		X		EGZ	DGJ		GASKET, Air Flow Sensor
10									SENSOR, Oxygen
	05099816AA	1	Z	S	29				Right Before Converter
	05099817AA	1		S	29		DED		Left After Converter
	05099818AA	1	Z	S	29				Left Before Converter
	05099820AA	1	C	S	29				Before Converter, Right & Left
	05099821AA	1		S	29		DGU		Right After Converter
-11	05098825AA	1		S	29		DGU		SCREW, Oxygen Sensor to Gear Box attaching
-12	05098149AA	1		S	29		DGU		BRACKET, Oxygen Sensor
13	05080147AA	1		S	29	EGX			SENDING UNIT, Temperature Gauge
14	05080148AA	1		S	29	EGX			O RING, Temperature Sending Unit
15	05080149AA	1		S	29	EGX			CLIP, Temperature Sending Unit
16	05101121AA	1		S	29	EGX			SENSOR, Oil Level
17	05101156AA	1		S	29	EGX			O RING, Oil Level Sensor
18	06507443AA	2		S	29	EGX			SCREW
19	05073709AA	2		S	29	EGX			SCREW, SCREW
20	05101120AA	1		S	29	EGX			SENSOR, MAP, Air Pump Pressure Sensor
21	05101160AA	1		S	29	EGX			O RING, Air Pump Pressure Sensor
22	05073727AA	1	C	S	29	EGX			SCREW, Air Pump Pressure Sensor mounting

CROSSFIRE (ZH)		BODY		ENGINE	TRANSMISSION
SERIES	LINE				
P = PREMIUM	C = CHRYSLER	27 = 2-DR CONVERTIBLE		EGX = Engine - 3.2L V6 SOHC 18 Valve	DGJ = Transmission-5-Spd. Automatic,W5A580
S = SPORT	Z = CHRYSLER	29 = SPECIALTY COUPE		EGZ = Engine - 3.2L V6 Supercharged	DED = Transmission - 6-Speed Manual
X = SPECIAL					DGU = Transmission - 5-Spd Automatic

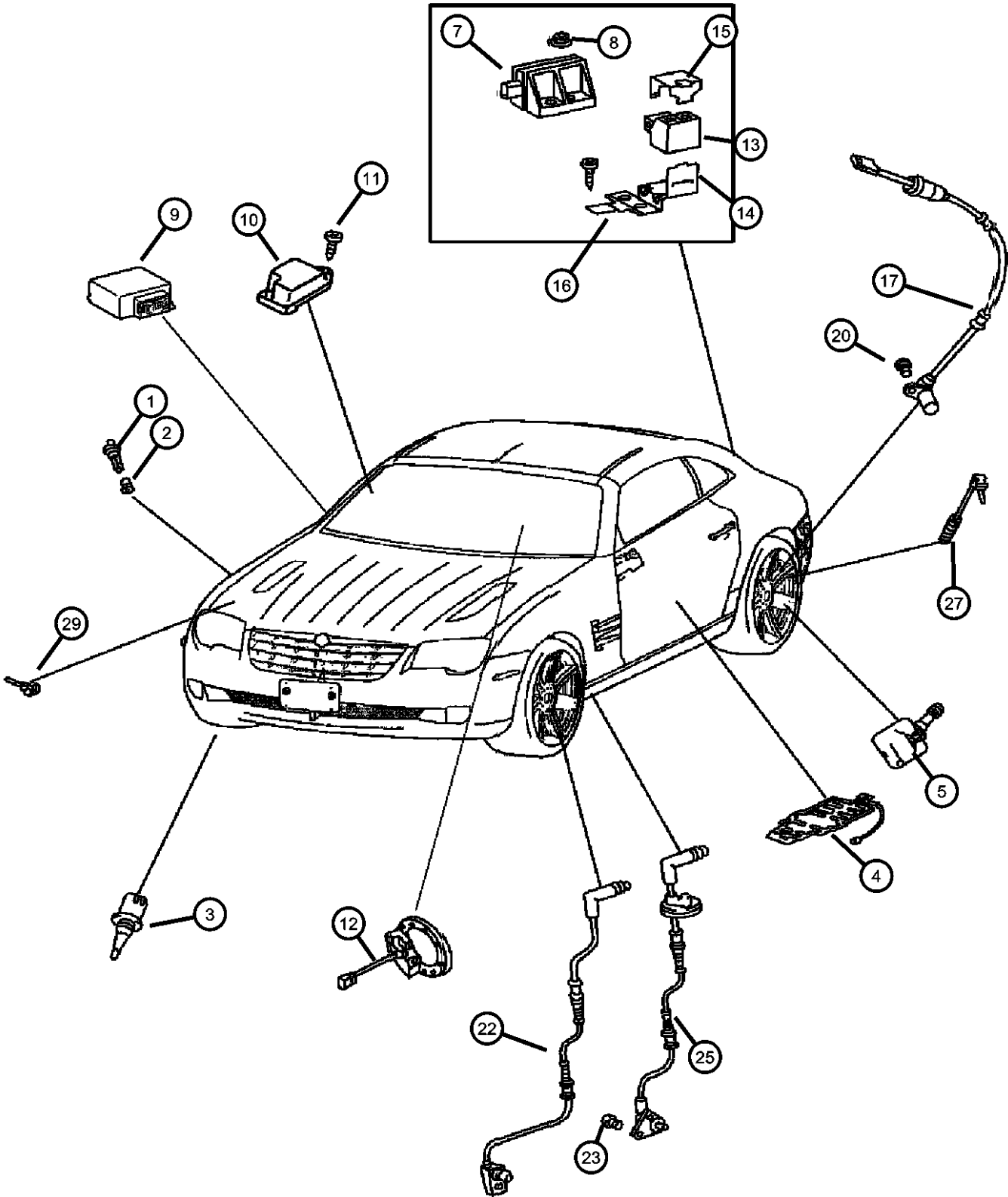
Sensors Body  
Figure 8-610



ITEM	PART NUMBER	QTY	LINE	SERIES	BODY	ENGINE	TRANS	TRIM	DESCRIPTION
1	05099273AA	1		S	29				SENSOR, Washer Fluid Level
2	05097659AA	1		S	29				GROMMET, Washer Reservoir
3	05101096AA	1		S	29				SENSOR, Ambient Temperature
4	05101096AA	1							SENSOR, Heating Pad, (NOT SERVICED)
5	05096808AA	4		S	29				SENSOR, Tire Pressure
-6									NUT, Tire Pressure Sensor
	52088961AA	4		S, X	29	EGX, EGZ	DED, DGJ, DGU		
		4		S, X	27	EGX, EGZ	DED, DGJ, DGU		
7	05136176AA	1		S	29				SENSOR, Yaw Rate
8	06507795AA	2		S	29				NUT, M6x1.00
9	05099301AA	1		S	29				SENSOR, Air Bag, Belt Locking/Air Bag
10	05099300AA	2		S	29				SENSOR, Air Bag
11	05098135AA	4		S	29				SCREW, Tapping, Air Bag Sensor attaching
12	05101115AA	1		S	29				SENSOR, Steering Angle Sensor
13	05101237AA	1		S	29				SENSOR, Transversal Acceleration Sensor
14	05098315AA	1		S	29				BRACKET, Transversal Acceleration Speed Sensor
15	05101140AA	1		S	29				CLIP, Transversal Acceleration Sensor hold down
16	05101140AA	1							SCREW, (NOT SERVICED)
17									SENSOR, Wheel Speed
	05099912AA	1		S	29				Left Rear
	05099913AA	1		S	29				Right Rear
-18	05098188AA	1		S	29				CLIP, Wiring, ABS Wiring Retainer
-19	05098298AA	1		S	29				BRACKET, Wiring, Speed Sensor Wiring
20	05098120AA	1		S	29				SCREW, Rear Wheel Speed Sensor attaching
-21	05098225AA	2		S	29				CLIP, Brake, Wheel Speed Sensor Wiring
22									SENSOR, Wheel Speed
	05099909AA	1		S	29				Left Front
	05099908AA	1		S	29				Right Front
23	05097874AA	1		S	29				SCREW, Front Wheel Speed Sensor attaching

CROSSFIRE (ZH)		BODY		ENGINE		TRANSMISSION	
SERIES	LINE						
P = PREMIUM	C = CHRYSLER	27 = 2-DR CONVERTIBLE		EGX = Engine - 3.2L V6 SOHC 18 Valve		DGJ = Transmission-5-Spd. Automatic, W5A580	
S = SPORT	Z = CHRYSLER	29 = SPECIALTY COUPE		EGZ = Engine - 3.2L V6 Supercharged		DED = Transmission - 6-Speed Manual	
X = SPECIAL						DGU = Transmission - 5-Spd Automatic	

Sensors Body  
Figure 8-610



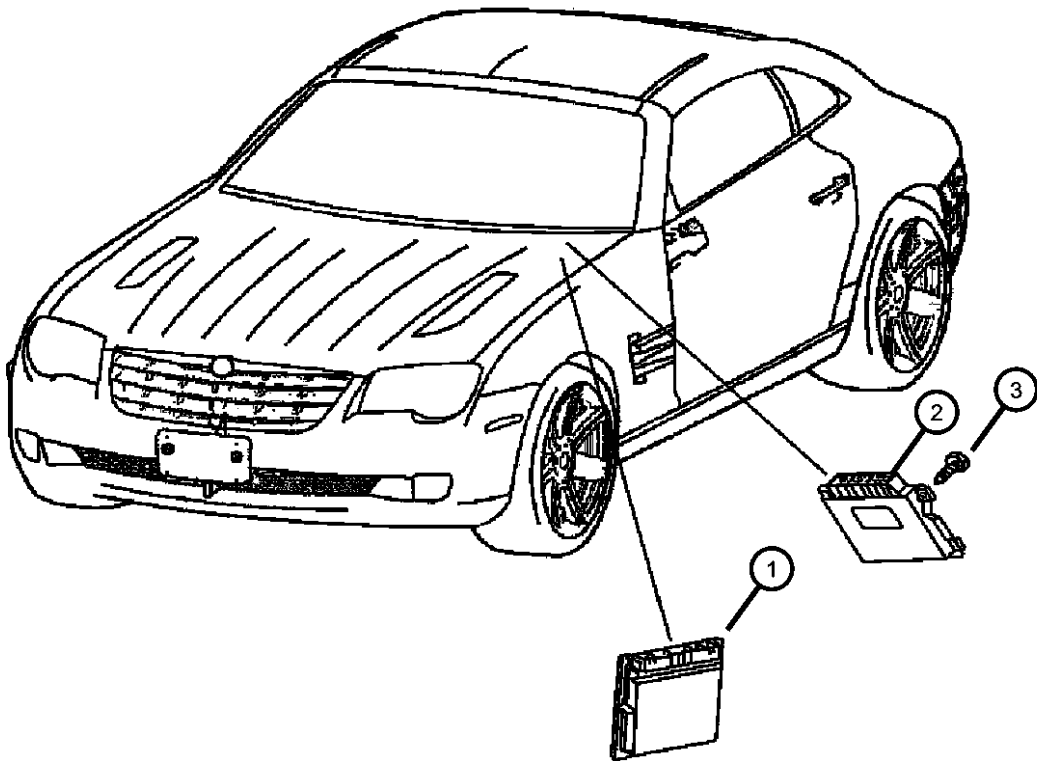
ITEM	PART NUMBER	QTY	LINE	SERIES	BODY	ENGINE	TRANS	TRIM	DESCRIPTION
-24	05098187AA	1		S	29				CLIP, Brake, Brake Ware Sensor Wiring
25	05098719AA	1		S	29				SENSOR, Brake wearFront
-26	05097874AA	2		S	29				SCREW, Brake Wear Sensor attaching
27	05099878AA	2		S	29				SENSOR, Brake wearRear
-28	05098187AA	1		S	29				CLIP, Brake
29	05098768AA	1		S	29				SENSOR, Coolant Level

CROSSFIRE (ZH)		BODY		ENGINE	TRANSMISSION
SERIES	LINE	27 = 2-DR CONVERTIBLE	29 = SPECIALTY COUPE	EGX = Engine - 3.2L V6 SOHC 18 Valve	DGJ = Transmission-5-Spd. Automatic,W5A580
P = PREMIUM	C = CHRYSLER			EGZ = Engine - 3.2L V6 Supercharged	DED = Transmission - 6-Speed Manual
S = SPORT	Z = CHRYSLER				DGU = Transmission - 5-Spd Automatic
X = SPECIAL					



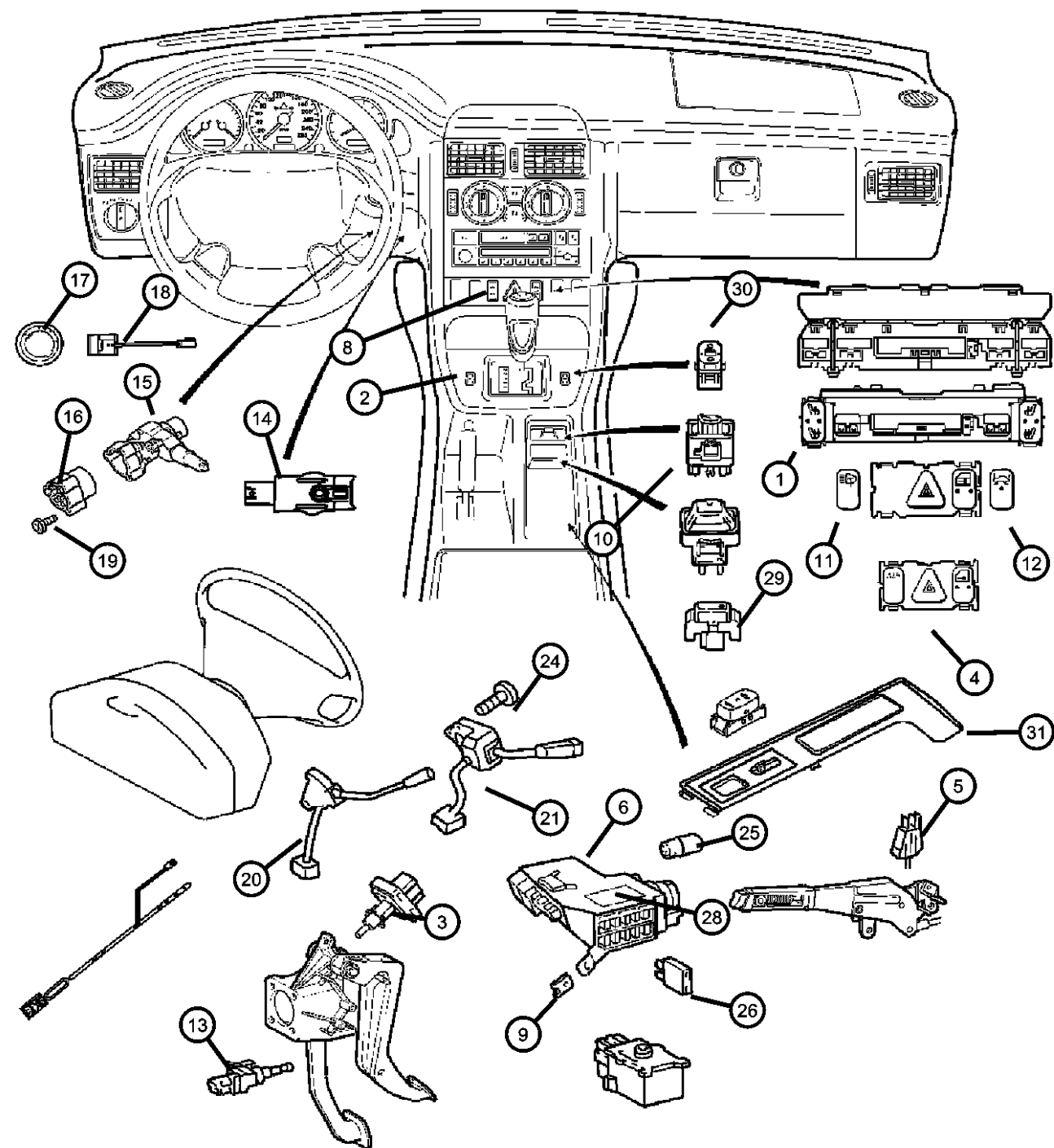
Modules Engine and Transmission Control  
Figure 8-705

ITEM	PART NUMBER	QTY	LINE	SERIES	BODY	ENGINE	TRANS	TRIM	DESCRIPTION
1	05126327AA	1		S	29	EGX			MODULE, Powertrain Control
	05134369AA	1		S	29	EGX			[YAA]
	05103209AA	1		S	29		DED		
2	05097773AA	1		S	29		DGU		MODULE, Transmission Control
	05127296AA	1		S	29		DGU, DED		[DGU]
									[DED,DGU]
3	05127296AA	1							SCREW, Tapping, (NOT SERVICED),



CROSSFIRE (ZH)				
SERIES	LINE	BODY	ENGINE	TRANSMISSION
P = PREMIUM	C = CHRYSLER	27 = 2-DR CONVERTIBLE	EGX = Engine - 3.2L V6 SOHC 18 Valve	DGJ = Transmission-5-Spd. Automatic,W5A580
S = SPORT	Z = CHRYSLER	29 = SPECIALTY COUPE	EGZ = Engine - 3.2L V6 Supercharged	DED = Transmission - 6-Speed Manual
X = SPECIAL				DGU = Transmission - 5-Spd Automatic

Switches Instrument Panel  
Figure 8-805

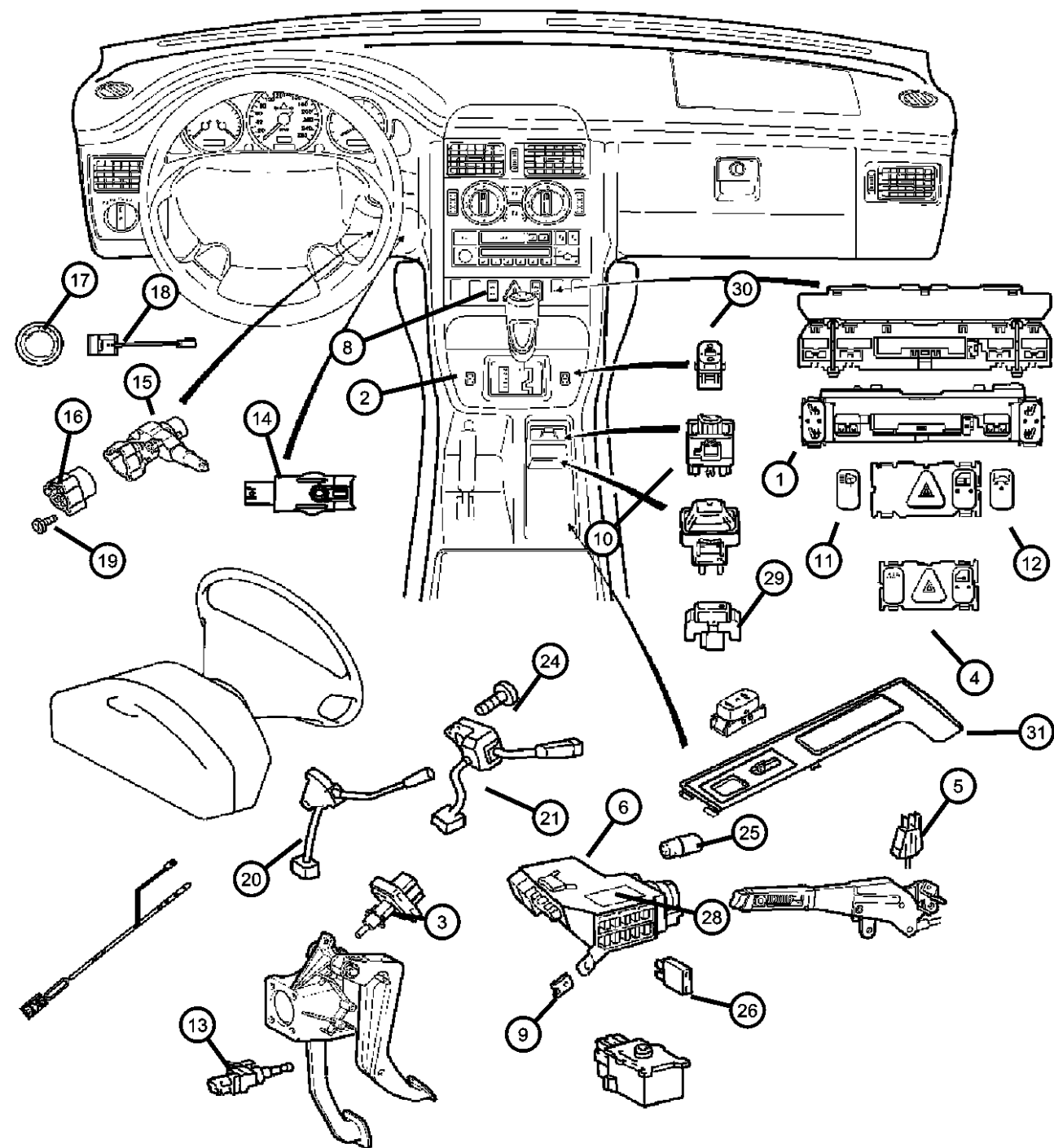


ITEM	PART NUMBER	QTY	LINE	SERIES	BODY	ENGINE	TRANS	TRIM	DESCRIPTION
1	05097522AA	2		S	29				SWITCH, Heated Seat
2	05102633AA	1		S	29				SWITCH, Airbag Deactivate
3	05098407AA	1	C	S	29		DED		SWITCH, Clutch, Clutch Pedal
4	05102614AA	1		S	29				SWITCH, Hazard Warning, Also contains Traction Control and Central Door Locking Switches
5	05098392AA	1		S	29				SWITCH, Hand Brake
6	05098522AA	1	C	S	29				SWITCH, Headlamp
	05098638AA	1		S	29				[YAB,LMN,8F6,8EW,8BX,8CA], Export
	05098639AA	1		S	29				With Daytime Running Lamps,
	05134929AA	1	C	S	29				[YAB,LMN]
	05133489AA	1	C	S	29				[YAB]
	05133490AA	1	Z	S	29				[YAB], Export
-7	05097035AA	1		S	29				SCREW, Light Switch Module attaching
8	05114237AA	1		S	29				SWITCH, Headlamp Leveling
9	05098861AA	1		S	29				NUT, J, Headlamp Switch mounting
10	05096568AA	1		S	29				SWITCH, Mirror
11	05096805AA	1		S	29				SWITCH, Rear Spoiler
12	05096807AA	1		S	29				SWITCH, Security Alarm, Rocker switch
13	05101495AA	1		S	29		DED		SWITCH, Stop Lamp
	05101496AA	1		S	29		DGU		
14	05098722AA	1		S	29				SWITCH, Warning Buzzer
15	05098712AA	1		S	29				HOUSING, Ignition Switch
16	05098721AA	1		S	29				SWITCH, Ignition
17	0YA96XDVAA	1	C	S	29				TRIM RING, Ignition Key Cylinder
	0YA97XDVAA	1	Z	S	29				
18	05098200AA	1		S	29				TRANSPONDER, Steering Wheel
19	05097859AB	3		S	29				BOLT, Steering Column
20	05114488AA	1	C	S	29				SWITCH, Speed Control
21	05098519AA	1		S	29				SWITCH, Turn Signal

CROSSFIRE (ZH)		BODY		ENGINE	TRANSMISSION
SERIES	LINE				
P = PREMIUM	C = CHRYSLER	27 = 2-DR CONVERTIBLE		EGX = Engine - 3.2L V6 SOHC 18 Valve	DGJ = Transmission-5-Spd. Automatic,W5A580
S = SPORT	Z = CHRYSLER	29 = SPECIALTY COUPE		EGZ = Engine - 3.2L V6 Supercharged	DED = Transmission - 6-Speed Manual
X = SPECIAL					DGU = Transmission - 5-Spd Automatic

AR = use ase required - = Non illustrated part

Switches Instrument Panel  
Figure 8-805



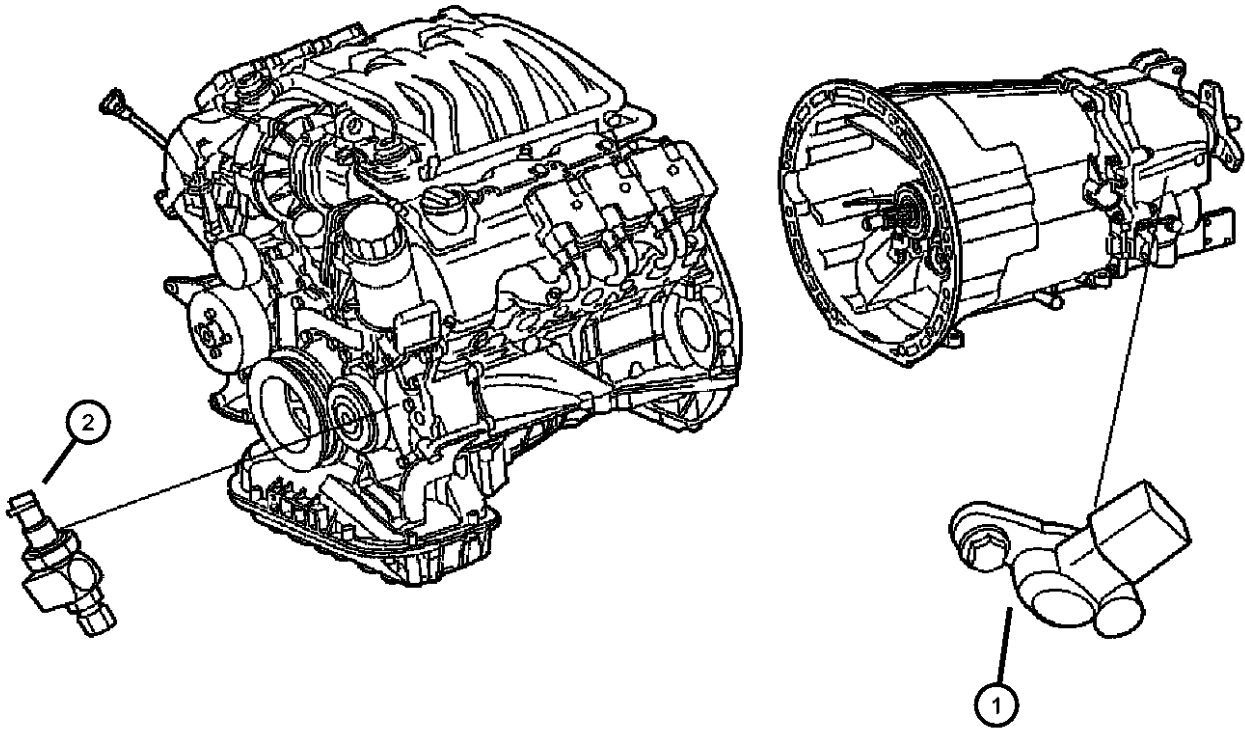
ITEM	PART NUMBER	QTY	LINE	SERIES	BODY	ENGINE	TRANS	TRIM	DESCRIPTION
-22	05101481AA	1		S	29				SCREW, Switch Mounting, Turn Signal Switch attaching
-23	05101577AA	1		S	29				CLOCKSPRING
24	05101481AA	1		S	29				SCREW, Switch Mounting
25	05098399AA	1		S	29				BULB, Indicator
26	05101466AA	7		S	29				FUSE, Blade Type, 15 AMP, Blue
-27	05101467AA	6		S	29				FUSE, Blade Type, 7.5 AMP
28									LABEL, Fuse Block
	05096657AA	1		S	29				German
	05096658AA	1		S	29				French
	05096659AA	1		S	29				English, Japanese
29	05097513AA	1		S	29				LAMP, Child seat indicator
30	05096806AA	1		S	29				SWITCH, Window
31	0YB06XZAAA	1		S	29				BEZEL, Center Console
-32	05098408AA	1		S	29				TELESCOPIC SWITCH, STEERING, TELESCOPIC SWITCH

CROSSFIRE (ZH)				
SERIES	LINE	BODY	ENGINE	TRANSMISSION
P = PREMIUM	C = CHRYSLER	27 = 2-DR CONVERTIBLE	EGX = Engine - 3.2L V6 SOHC 18 Valve	DGJ = Transmission-5-Spd. Automatic,W5A580
S = SPORT	Z = CHRYSLER	29 = SPECIALTY COUPE	EGZ = Engine - 3.2L V6 Supercharged	DED = Transmission - 6-Speed Manual
X = SPECIAL				DGU = Transmission - 5-Spd Automatic

AR = use ase required - = Non illustrated part

Switches Drivetrain  
Figure 8-810

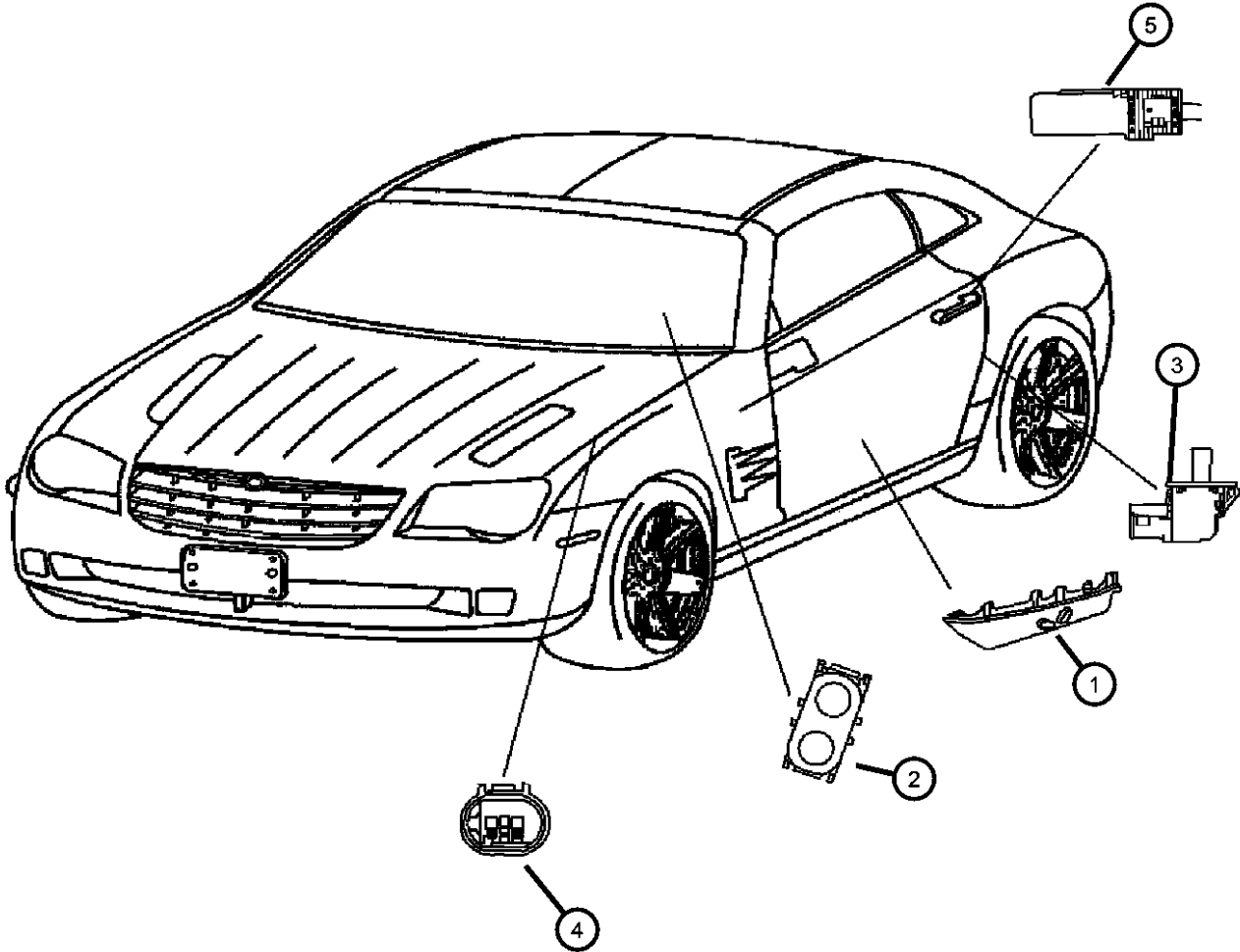
ITEM	PART NUMBER	QTY	LINE	SERIES	BODY	ENGINE	TRANS	TRIM	DESCRIPTION
1	05099770AA	1		S	29		DED		SWITCH, Back Up Lamp
2	05097873AA	1		S	29				SWITCH, A/C Pressure



CROSSFIRE (ZH)				
SERIES	LINE	BODY	ENGINE	TRANSMISSION
P = PREMIUM	C = CHRYSLER	27 = 2-DR CONVERTIBLE	EGX = Engine - 3.2L V6 SOHC 18 Valve	DGJ = Transmission-5-Spd. Automatic,W5A580
S = SPORT	Z = CHRYSLER	29 = SPECIALTY COUPE	EGZ = Engine - 3.2L V6 Supercharged	DED = Transmission - 6-Speed Manual
X = SPECIAL				DGU = Transmission - 5-Spd Automatic

Switches Body  
Figure 8-815


ITEM	PART NUMBER	QTY	LINE	SERIES	BODY	ENGINE	TRANS	TRIM	DESCRIPTION
1									SWITCH, Seat
	0XZ90XDVAA	1		S	29				Left
	0XZ91XDVAA	1		S	29				Right
2	05096806AA	1		S	29				SWITCH, Window
3	05096843AA	2		S	29				SWITCH, Door Ajar
4	05104859AA	1		S	29				SWITCH, Security Alarm, Under hood
5	05114165AA	1		S	29				SWITCH, Japan, Door



CROSSFIRE (ZH)				
SERIES	LINE	BODY	ENGINE	TRANSMISSION
P = PREMIUM	C = CHRYSLER	27 = 2-DR CONVERTIBLE	EGX = Engine - 3.2L V6 SOHC 18 Valve	DGJ = Transmission-5-Spd. Automatic,W5A580
S = SPORT	Z = CHRYSLER	29 = SPECIALTY COUPE	EGZ = Engine - 3.2L V6 Supercharged	DED = Transmission - 6-Speed Manual
X = SPECIAL				DGU = Transmission - 5-Spd Automatic

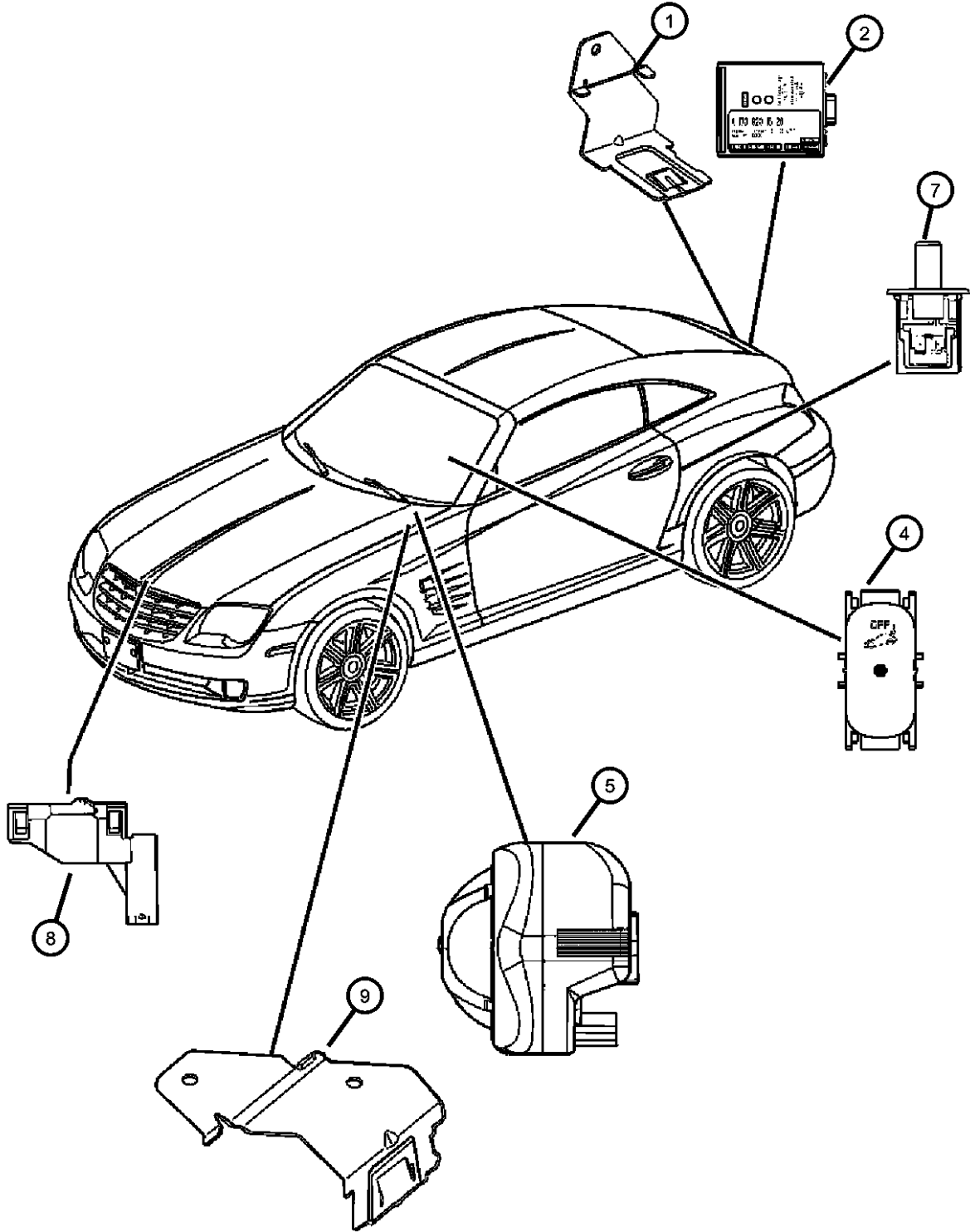
Horns  
Figure 8-905

ITEM	PART NUMBER	QTY	LINE	SERIES	BODY	ENGINE	TRANS	TRIM	DESCRIPTION
1	05102603AA	1		S	29				HORN AND BRACKET, High Note
2	05096421AA	1		S	29				HORN AND BRACKET, Low Note
-3	05098126AA	2		S	29				SCREW
4	06104708AA	2	C	S	29				NUT, Hex, M6



<b>CROSSFIRE (ZH)</b>				
SERIES	LINE	BODY	ENGINE	TRANSMISSION
P = PREMIUM	C = CHRYSLER	27 = 2-DR CONVERTIBLE	EGX = Engine - 3.2L V6 SOHC 18 Valve	DGJ = Transmission-5-Spd. Automatic,W5A580
S = SPORT	Z = CHRYSLER	29 = SPECIALTY COUPE	EGZ = Engine - 3.2L V6 Supercharged	DED = Transmission - 6-Speed Manual
X = SPECIAL				DGU = Transmission - 5-Spd Automatic

Alarm System  
Figure 8-910



ITEM	PART NUMBER	QTY	LINE	SERIES	BODY	ENGINE	TRANS	TRIM	DESCRIPTION
1	05102960AA	1		S	29				BRACKET, Alarm System
2	05102558AA	1		S	29				MODULE, Alarm, Tow Alarm Sensor
-3	06104678AA	1		S	29				SCREW, Hex Head, Tow Alarm Sensor Module attaching
4	05096807AA	1		S	29				SWITCH, Security Alarm, On/Off Switch Center Instrument Panel
5	05124443AA	1		S	29				SIREN, Alarm
-6	05114342AA	1		S	29				SCREW, Siren to Bracket attaching
7	05096843AA	2		S	29				SWITCH, Door Ajar
8	05104859AA	1		S	29				SWITCH, Security Alarm, Under Hood
9	05114341AA	1		S	29				BRACKET, Alarm System, Siren Mounting

CROSSFIRE (ZH)				
SERIES	LINE	BODY	ENGINE	TRANSMISSION
P = PREMIUM	C = CHRYSLER	27 = 2-DR CONVERTIBLE	EGX = Engine - 3.2L V6 SOHC 18 Valve	DGJ = Transmission-5-Spd. Automatic,W5A580
S = SPORT	Z = CHRYSLER	29 = SPECIALTY COUPE	EGZ = Engine - 3.2L V6 Supercharged	DED = Transmission - 6-Speed Manual
X = SPECIAL				DGU = Transmission - 5-Spd Automatic

Battery and Related Items  
Figure 8-1005

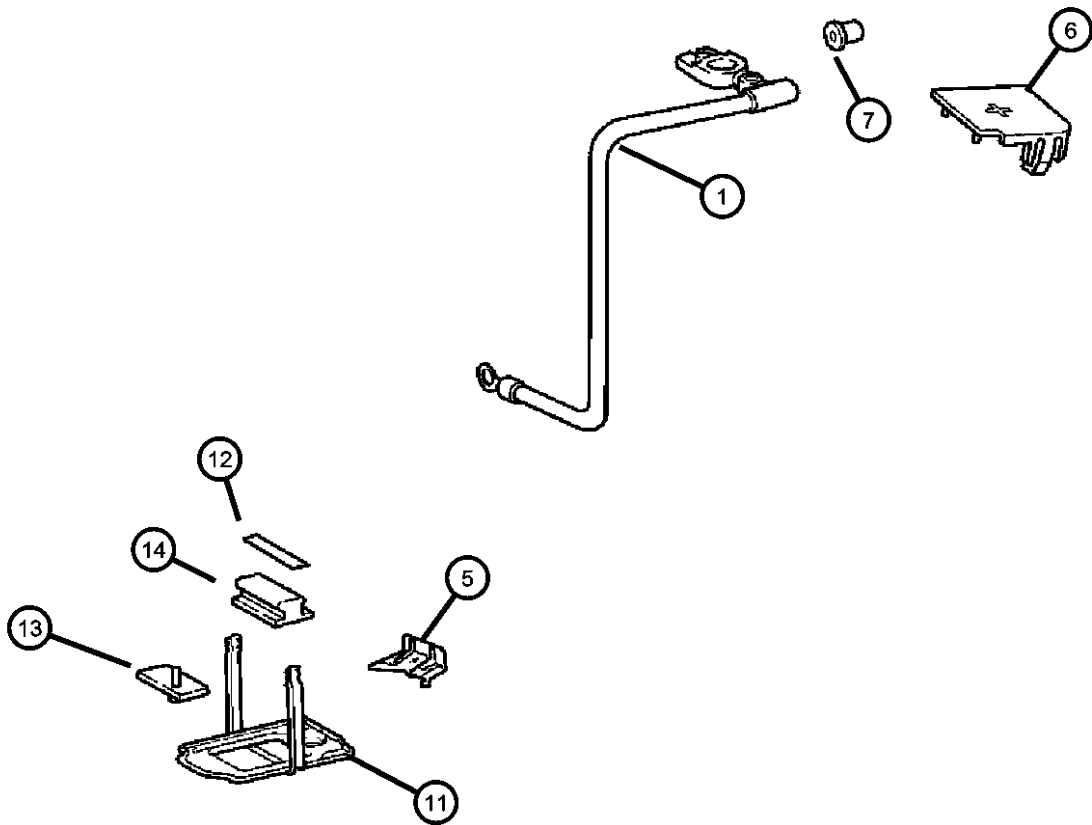
ITEM	PART NUMBER	QTY	LINE	SERIES	BODY	ENGINE	TRANS	TRIM	DESCRIPTION
1	05097568AA	1		S	29				CABLE, Battery Negative
-2	06104195AA	1		S	29				SCREW, Negative Battery Cable to Chassis
-3									WIRING, Battery
	05099905AA	1	C	S	29	EGX			
	05099906AA	1	Z	S	29	EGX			Export
-4									BRACKET, Battery Tray
	05098545AA	1	C	S	29				Under tray
	05098547AA	1	Z	S	29				Under tray
5									BRACKET, Battery Tray
	05098538AA	1	C	S	29				Rear of Battery
	0VU01205								Repair Battery Terminal End Top Post ( Ten Per Box)
	0VU01207								Repair Battery Terminal End Side Post ( Ten Per Box)
	05098544AA	1	Z	S	29				Rear of Battery
	0VU01205								Repair Battery Terminal End Top Post ( Ten Per Box)
	0VU01207								Repair Battery Terminal End Side Post ( Ten Per Box)
6	05098850AA	1		S	29				COVER, Battery Terminal
7	05099303AA	1		S	29				PLUG
-8	05098146AA	1		S	29				TANK, Battery
-9	BA048640EX	1		S	29				BATTERY
-10	05099905AA	1	C	S	29	EGX			CABLE, Battery Positive
11									TRAY, Battery
	05101261AA	1	C	S	29				
	BA048640EX								Mopar Power Pro 6
	0VU01205								Repair Battery Terminal End Top Post ( Ten Per Box)
	0VU01207								Repair Battery Terminal End Side Post ( Ten Per Box)
	05101262AA	1	Z	S	29				
	0VU01205								Repair Battery Terminal End Top Post ( Ten Per Box)
	0VU01207								Repair Battery Terminal End Side Post ( Ten Per Box)
12	05098234AA	1		S	29				RETAINER, Battery Hold Down

CROSSFIRE (ZH)				
SERIES	LINE	BODY	ENGINE	TRANSMISSION
P = PREMIUM	C = CHRYSLER	27 = 2-DR CONVERTIBLE	EGX = Engine - 3.2L V6 SOHC 18 Valve	DGJ = Transmission-5-Spd. Automatic,W5A580
S = SPORT	Z = CHRYSLER	29 = SPECIALTY COUPE	EGZ = Engine - 3.2L V6 Supercharged	DED = Transmission - 6-Speed Manual
X = SPECIAL				DGU = Transmission - 5-Spd Automatic



Battery and Related Items  
Figure 8-1005

ITEM	PART NUMBER	QTY	LINE	SERIES	BODY	ENGINE	TRANS	TRIM	DESCRIPTION
13	05096691AA	1		S	29				SPACER, Battery Retainer
14	05099946AA	1		S	29				ISOLATOR



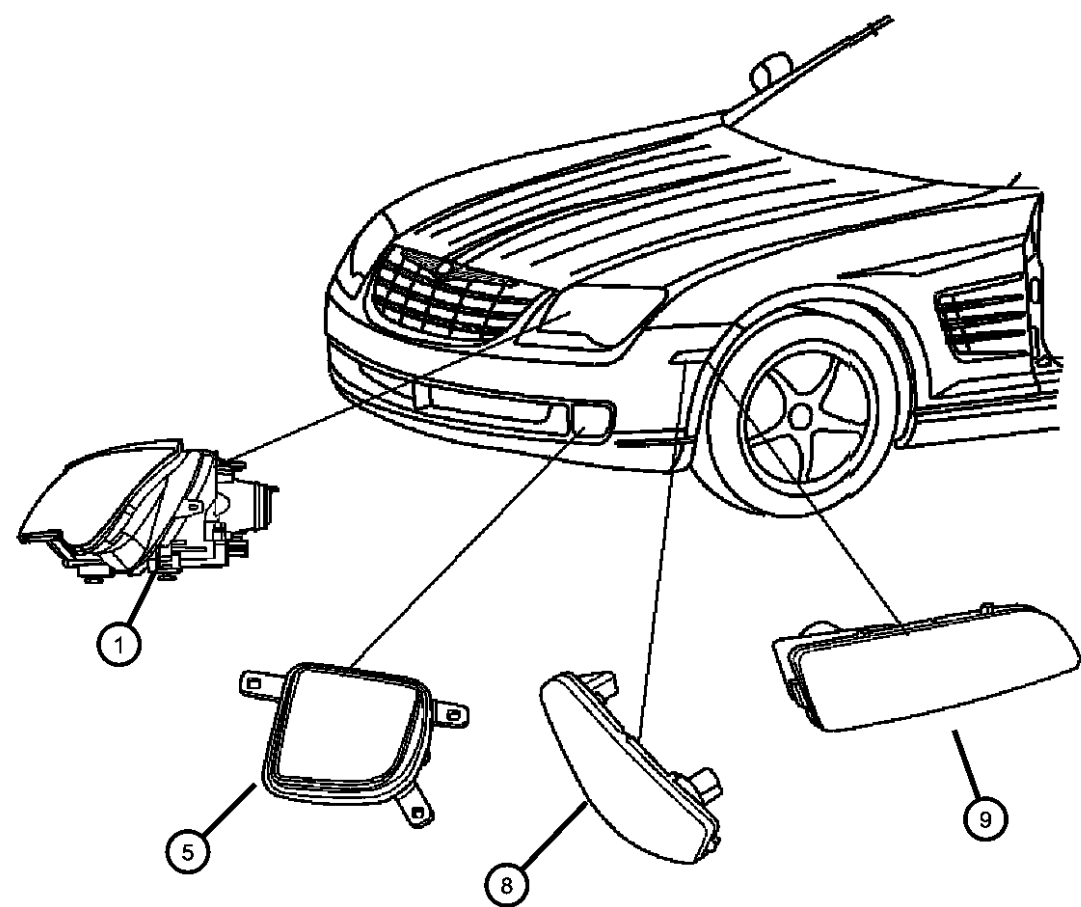
CROSSFIRE (ZH)				
SERIES	LINE	BODY	ENGINE	TRANSMISSION
P = PREMIUM	C = CHRYSLER	27 = 2-DR CONVERTIBLE	EGX = Engine - 3.2L V6 SOHC 18 Valve	DGJ = Transmission-5-Spd. Automatic,W5A580
S = SPORT	Z = CHRYSLER	29 = SPECIALTY COUPE	EGZ = Engine - 3.2L V6 Supercharged	DED = Transmission - 6-Speed Manual
X = SPECIAL				DGU = Transmission - 5-Spd Automatic

Lamps Front  
Figure 8-1105

	ITEM	PART NUMBER	QTY	LINE	SERIES	BODY	ENGINE	TRANS	TRIM	DESCRIPTION	
	1									LAMP, Headlamp	
		05097523AA	1	Z	S	29				[YAB], Left, Right Hand Drive	
		05097524AA	1	C	S	29				[YAB], Right, Right Hand Drive	
		05097525AA	1	C	S	29				[YAB], Left	
		05097526AA	1	Z	S	29				[YAB], Right, Right Hand Drive	
		05097527AA	1	Z	S	29				[8DE], Left, Right Hand Drive	
		05097528AA	1	C	S	29				[8DE], Right	
		05097530AA	1	Z	S	29				[8DE], Right, Right Hand Drive	
		05097994AA	1	C	S	29				Right	
		05097529AA	1	C	S	29				[8DE], Left	
		05097995AA	1	C	S	29				Left	
	-2										BULB, Headlamp, H-7
			L0000000H7	1	Z	S	29				
				1	C	S	29				
	-3	06104347AA	2			S	29				SCREW, Headlamp attaching
	-4	06104353AA	2			S	29				SCREW, Headlamp attaching
	5										LAMP, Fog
			05099702AA	1		S	29				Right
			05099703AA	1		S	29				Left
	-6	05096939AA	1			S	29				BULB, Fog Lamp, 12V 55W
	-7	06104575AA	6			S	29				SCREW, Fog lamp attaching
	8										LAMP, Turn Signal
			05097514AA	1		S	29				Right, Export
			05097515AA	1		S	29				Left, Export
9										LAMP, Side Marker	
		05097519AA	1		S	29				Left	
		05097518AA	1		S	29				Right	
-10	05103655AA	1			S	29				SOCKET, Side marker	
-11										SEAL, Headlamp	
		05103277AA	1		S	29				Left	
		05103463AA	1		S	29				Right	
-12										BULB, 12V 5W	
		05104648AA	1	Z	S	29				Headlamp, Side Marker Lamps	
<div><div><div>CROSSFIRE (ZH)</div><div><div>SERIES</div><div>LINE</div><div>P = PREMIUM</div><div>S = SPORT</div><div>X = SPECIAL</div></div><div><div>C = CHRYSLER</div><div>Z = CHRYSLER</div></div></div><div><div>BODY</div><div>27 = 2-DR CONVERTIBLE</div><div>29 = SPECIALTY COUPE</div></div><div><div>ENGINE</div><div>EGX = Engine - 3.2L V6 SOHC 18 Valve</div><div>EGZ = Engine - 3.2L V6 Supercharged</div></div><div><div>TRANSMISSION</div><div>DGJ = Transmission-5-Spd. Automatic,W5A580</div><div>DED = Transmission - 6-Speed Manual</div><div>DGU = Transmission - 5-Spd Automatic</div></div></div>											

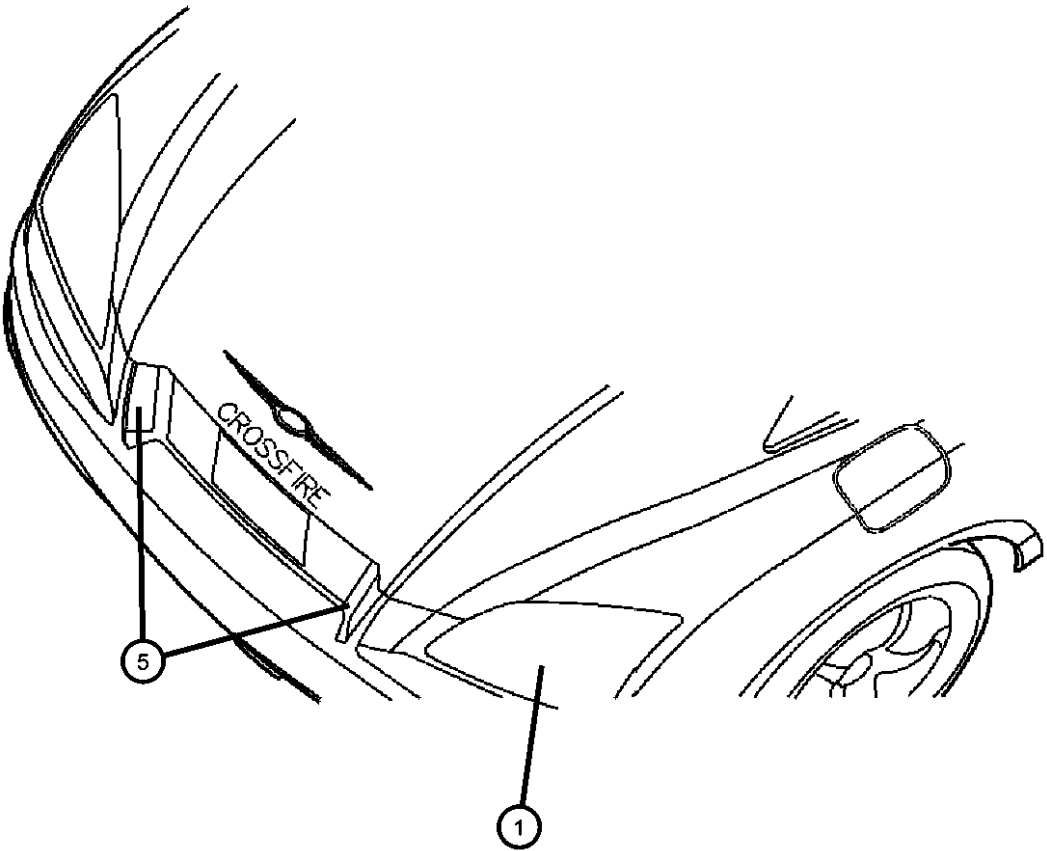
Lamps Front  
Figure 8-1105

ITEM	PART NUMBER	QTY	LINE	SERIES	BODY	ENGINE	TRANS	TRIM	DESCRIPTION
		1	C	S	29				Headlamp, Side Marker Lamps
-13	05174703AA	1							SOCKET, Turn Signal Lamp



<b>CROSSFIRE (ZH)</b>				
SERIES	LINE	BODY	ENGINE	TRANSMISSION
P = PREMIUM	C = CHRYSLER	27 = 2-DR CONVERTIBLE	EGX = Engine - 3.2L V6 SOHC 18 Valve	DGJ = Transmission-5-Spd. Automatic,W5A580
S = SPORT	Z = CHRYSLER	29 = SPECIALTY COUPE	EGZ = Engine - 3.2L V6 Supercharged	DED = Transmission - 6-Speed Manual
X = SPECIAL				DGU = Transmission - 5-Spd Automatic

Lamps Rear  
Figure 8-1110

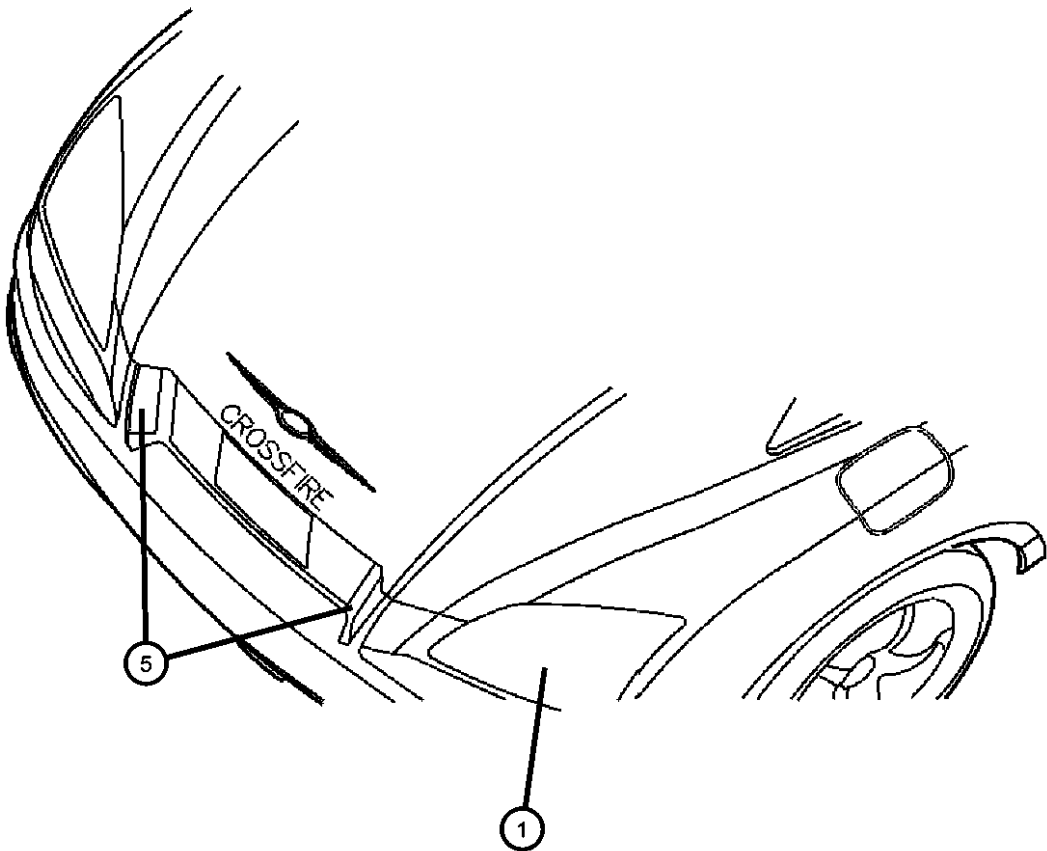


ITEM	PART NUMBER	QTY	LINE	SERIES	BODY	ENGINE	TRANS	TRIM	DESCRIPTION
1									LAMP, Tail Stop Turn
	05135700AA	1	C	S	29				With back up lamp [-8DE], Right
	05135701AA	1	Z	S	29				With back up lamp, Left
		1	C	S	29				With back up lamp, Left
		1	Z	S	29				With back up lamp [YAB,8DE,8AL,8FR], Left
		1	C	S	29				With back up lamp, Right
	05135702AA	1	Z	S	29				Without back up lamp [YAB,8DE,8AL,8FR], Right
	05135703AA	1	C	S	29				Without back up lamp, Left
		1	Z	S	29				Without back up lamp, Right
		1	C	S	29				[YAB], Left
-2									LAMP, Side Marker
	05097517AA	1		S	29				[YAB], Left
	05097516AA	1		S	29				[YAB], Right
	05097520AA	1		S	29				Right
	05097521AA	1		S	29				Left
-3	05099701AA	1		S	29				LAMP, Center High Mounted Stop
-4	05102607AA	1		S	29				CLIP, Wiring, CHMSL Lamp Wiring
5	05099804AA	2		S	29				LAMP, License Plate
-6	05096968AA	1		S	29				BULB, 12V 5W, License lamp
-7									COVER, Taillamp
	0YU00XDVAA	1		S	29				[DV], Right
	0YU01XDVAA	1		S	29				[DV], Left
-8									BRACKET, Tail Lamp
	05099616AA	1		S	29				Right
	05099617AA	1		S	29				Left
-9									WIRING, Taillamp
	05135706AA	1	C	S	29				[YAB], Left
		1	Z	S	29				, Left
		1	C	S	29				Left
		1	Z	S	29				[YAB,8DE,8AL,8FR]], Left
	05135707AA	1	Z	S	29				Right
		1	C	S	29				[-YAB], Right
		1	Z	S	29				[YAB,8DE,8AL,8FR]], Right

CROSSFIRE (ZH)		BODY		ENGINE	TRANSMISSION
SERIES	LINE				
P = PREMIUM	C = CHRYSLER	27 = 2-DR CONVERTIBLE		EGX = Engine - 3.2L V6 SOHC 18 Valve	DGJ = Transmission-5-Spd. Automatic,W5A580
S = SPORT	Z = CHRYSLER	29 = SPECIALTY COUPE		EGZ = Engine - 3.2L V6 Supercharged	DED = Transmission - 6-Speed Manual
X = SPECIAL					DGU = Transmission - 5-Spd Automatic

Lamps Rear  
Figure 8-1110

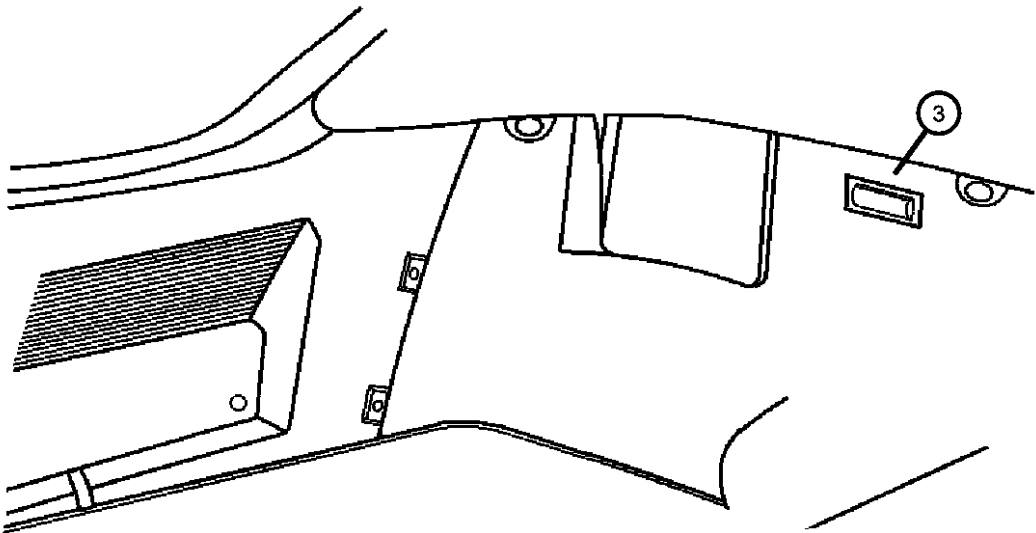
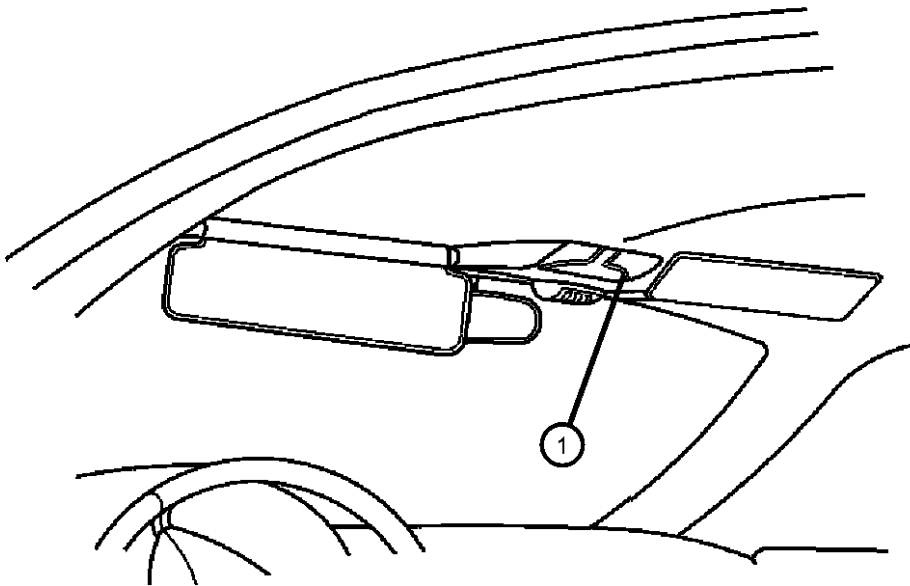
ITEM	PART NUMBER	QTY	LINE	SERIES	BODY	ENGINE	TRANS	TRIM	DESCRIPTION
		1	C	S	29				Right
		1	C	S	29				[-8DE], Right
-10	06104724AA	3		S	29				NUT, Hex



CROSSFIRE (ZH)				
SERIES	LINE	BODY	ENGINE	TRANSMISSION
P = PREMIUM	C = CHRYSLER	27 = 2-DR CONVERTIBLE	EGX = Engine - 3.2L V6 SOHC 18 Valve	DGJ = Transmission-5-Spd. Automatic,W5A580
S = SPORT	Z = CHRYSLER	29 = SPECIALTY COUPE	EGZ = Engine - 3.2L V6 Supercharged	DED = Transmission - 6-Speed Manual
X = SPECIAL				DGU = Transmission - 5-Spd Automatic

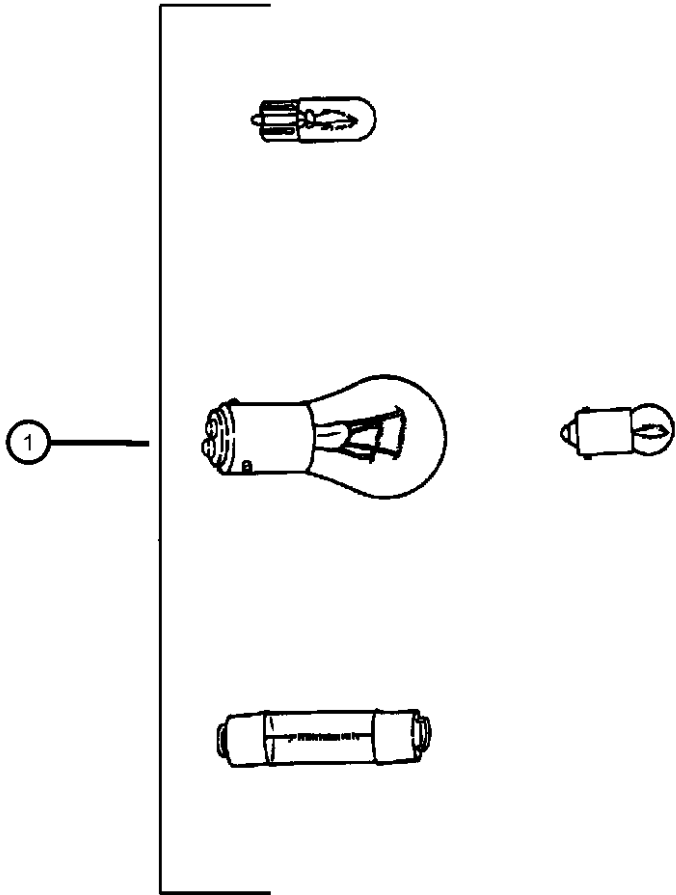
Lamps Courtesy  
Figure 8-1115

ITEM	PART NUMBER	QTY	LINE	SERIES	BODY	ENGINE	TRANS	TRIM	DESCRIPTION
1	05097401AA	1		S	29				LAMP, Courtesy
-2	05097400AA	1		S	29				LAMP, Glove Box
3	05097658AA	1		S	29				LAMP, Luggage Compartment
-4	05097513AA	1		S	29				LAMP, Child seat indicator



<b>CROSSFIRE (ZH)</b>				
SERIES	LINE	BODY	ENGINE	TRANSMISSION
P = PREMIUM	C = CHRYSLER	27 = 2-DR CONVERTIBLE	EGX = Engine - 3.2L V6 SOHC 18 Valve	DGJ = Transmission-5-Spd. Automatic,W5A580
S = SPORT	Z = CHRYSLER	29 = SPECIALTY COUPE	EGZ = Engine - 3.2L V6 Supercharged	DED = Transmission - 6-Speed Manual
X = SPECIAL				DGU = Transmission - 5-Spd Automatic

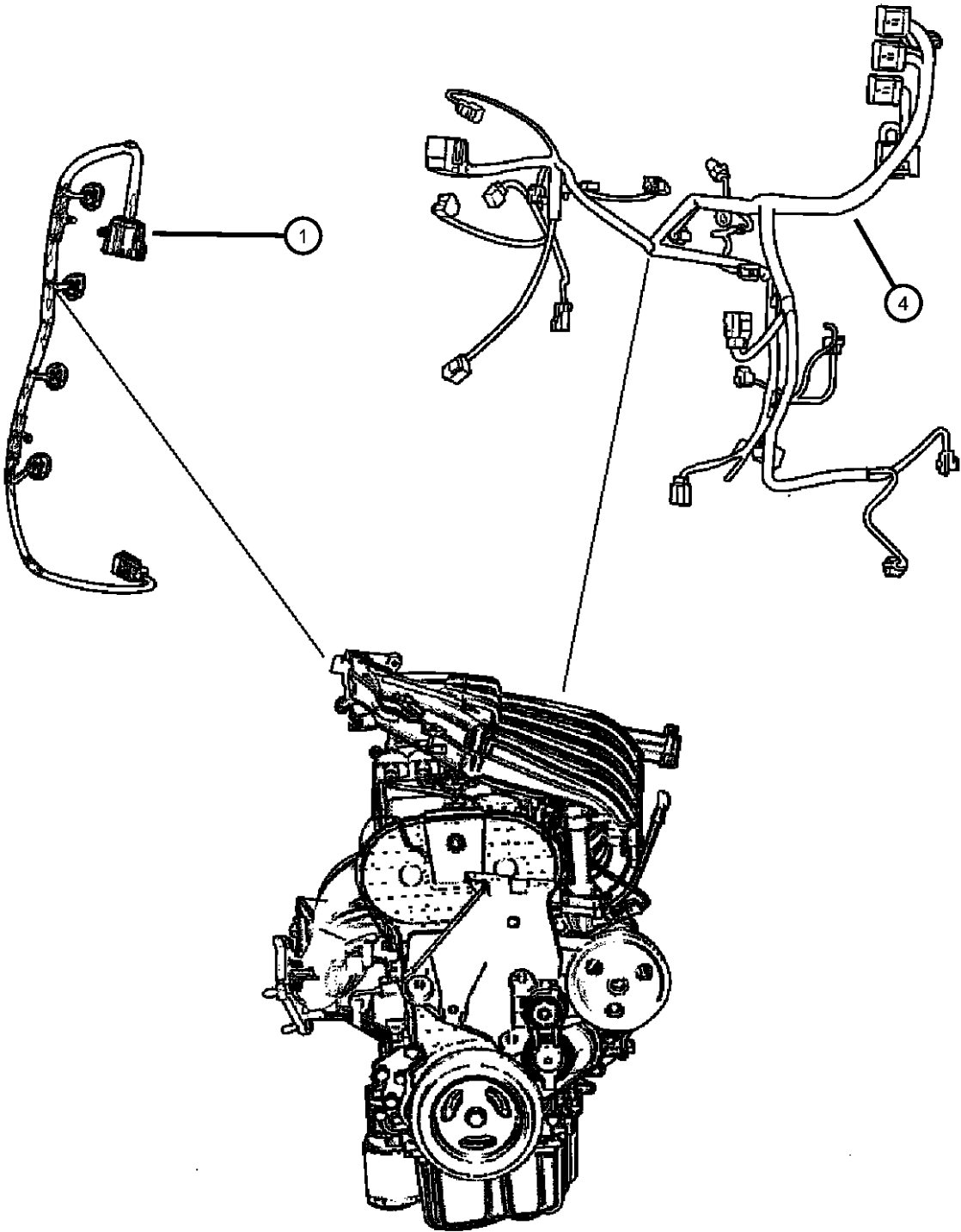
Bulbs  
Figure 8-1120



ITEM	PART NUMBER	QTY	LINE	SERIES	BODY	ENGINE	TRANS	TRIM	DESCRIPTION
1	05103246AA	1		S	29				BULB
-2	05096967AA	2		S	29				BULB, 12V 10W, Interior Lamp
-3	05096968AA	1		S	29				BULB, 12V 5W, Glove Compartment lamp
-4	05098399AA	1		S	29				BULB, Indicator, Headlamp Switch, Lighting Module
-5									BULB, Headlamp, H-7
	L0000000H7	1	Z	S	29				
		1	C	S	29				
-6	05114287AA	1		S	29				SOCKET, Turn Signal, Side Marker Lamps
-7	05096939AA	1		S	29				BULB, Fog Lamp, 12V 55W
-8	05096969AA	1		S	29				BULB, Instrument Panel
-9	05098391AA	2		S	29				BULB, Instrument Panel
-10	05098399AA	1		S	29				BULB, Indicator
-11	05098400AA	2		S	29				BULB, A/C and Heater Control
-12	05104648AA	2		S	29				BULB, 12V 5W, Headlamp, Side Marker Lamp
-13	05098808AA	23		S	29				BULB, 12V 1.5W
-14									BULB, PY21W Amber
	L00PY21W	1	C	S	29				
		1	Z	S	29				
-15	05097513AA	1		S	29				LAMP, Child seat indicator, Also Air Bag Cut Off Switch
-16	05104646AA	1							BULB, Tail lamp
-17	05175455AA	2		P, S, X					BULB, 12V 6W, Overhead courtesy lamp

CROSSFIRE (ZH)					
SERIES	LINE	BODY	ENGINE	TRANSMISSION	
P = PREMIUM	C = CHRYSLER	27 = 2-DR CONVERTIBLE	EGX = Engine - 3.2L V6 SOHC 18 Valve	DGJ = Transmission-5-Spd. Automatic,W5A580	
S = SPORT	Z = CHRYSLER	29 = SPECIALTY COUPE	EGZ = Engine - 3.2L V6 Supercharged	DED = Transmission - 6-Speed Manual	
X = SPECIAL				DGU = Transmission - 5-Spd Automatic	

**Wiring Engine**  
**Figure 8-1205**

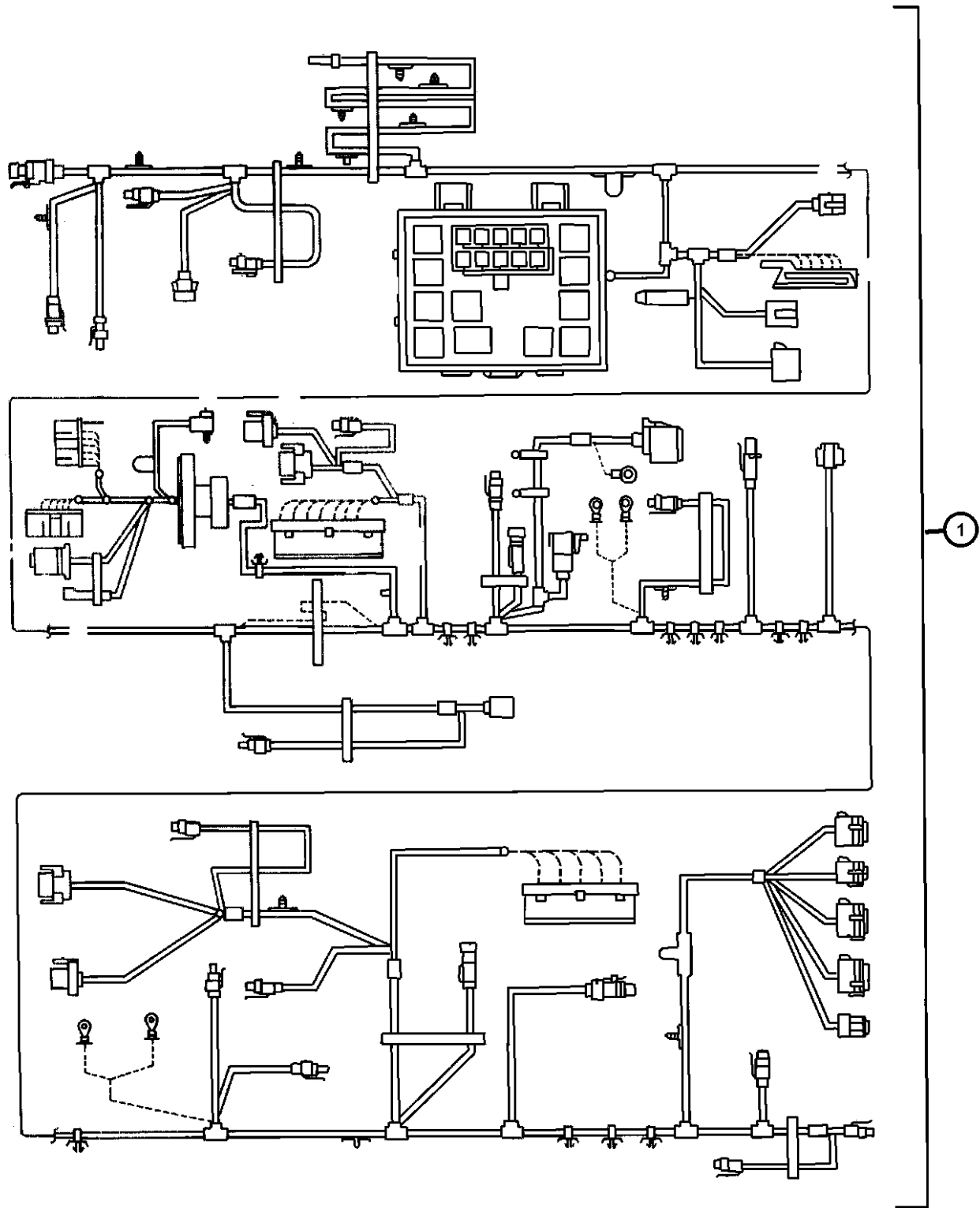


ITEM	PART NUMBER	QTY	LINE	SERIES	BODY	ENGINE	TRANS	TRIM	DESCRIPTION
1									WIRING, Engine
	05099088AA	1	C	S	29		DGU		Engine to body shell [YAB,8DE,DGU]
	05099089AA	1	C	S	29		DGU		Engine to body shell
	05099090AA	1	C	S	29				Engine to body shell
	05099569AA	1	Z	S	29		DGU		
	05101247AA	1	C	S	29	EGX			Engine wiring
	05101248AA	1	Z	S	29	EGX			Engine wiring
-2	05097690AA	1		S	29				NUT, Engine Harness to Fuse Box attaching
-3	06104707AA	1		S	29				NUT, M5, Engine Harness to Fuse Block
4									WIRING, Engine Compartment
	05099568AA	1	Z	S	29				
	05101315AA	1	C	S	29				
-5	05097195AA	1		S	29	EGX			WIRING, Engine Ground
-6	05099809AA	1		S	29	EGX			HEATER, Engine Block, Cord serviced with block heater
-7	05161811AA	1		P, S		EGX	DED, DGU		CORD, Engine Block Heater
-8	05096933AA	1		S	29				BRACKET, Engine Wiring
-9	05102945AA	1		S	29	EGX			COVER, Wiring Protector, Engine Wiring
-10	05099280AA	1		S	29	EGX			CAP, CAP, Block Heater
-11	05102949AA	1		S	29	EGX			SEAL, Wiring, Engine Wiring
-12	05102945AA	1		S	29	EGX			COVER, Wiring Protector, Engine Wiring
-13	05098384AA	1		S	29	EGX			CLIP, Wiring, Engine Wiring
-14	05098836AA	3		S	29		DGU		CLIP, Cable, Engine Compartment Wiring
-15	06104774AA	2		S	29				CLAMP, Wiring
-16	05098147AA	2		S	29		DGU		BRACKET, At Rear of Trans

<b>CROSSFIRE (ZH)</b>				
SERIES	LINE	BODY	ENGINE	TRANSMISSION
P = PREMIUM	C = CHRYSLER	27 = 2-DR CONVERTIBLE	EGX = Engine - 3.2L V6 SOHC 18 Valve	DGJ = Transmission-5-Spd. Automatic,W5A580
S = SPORT	Z = CHRYSLER	29 = SPECIALTY COUPE	EGZ = Engine - 3.2L V6 Supercharged	DED = Transmission - 6-Speed Manual
X = SPECIAL				DGU = Transmission - 5-Spd Automatic



Wiring Headlamp to Dash  
Figure 8-1305

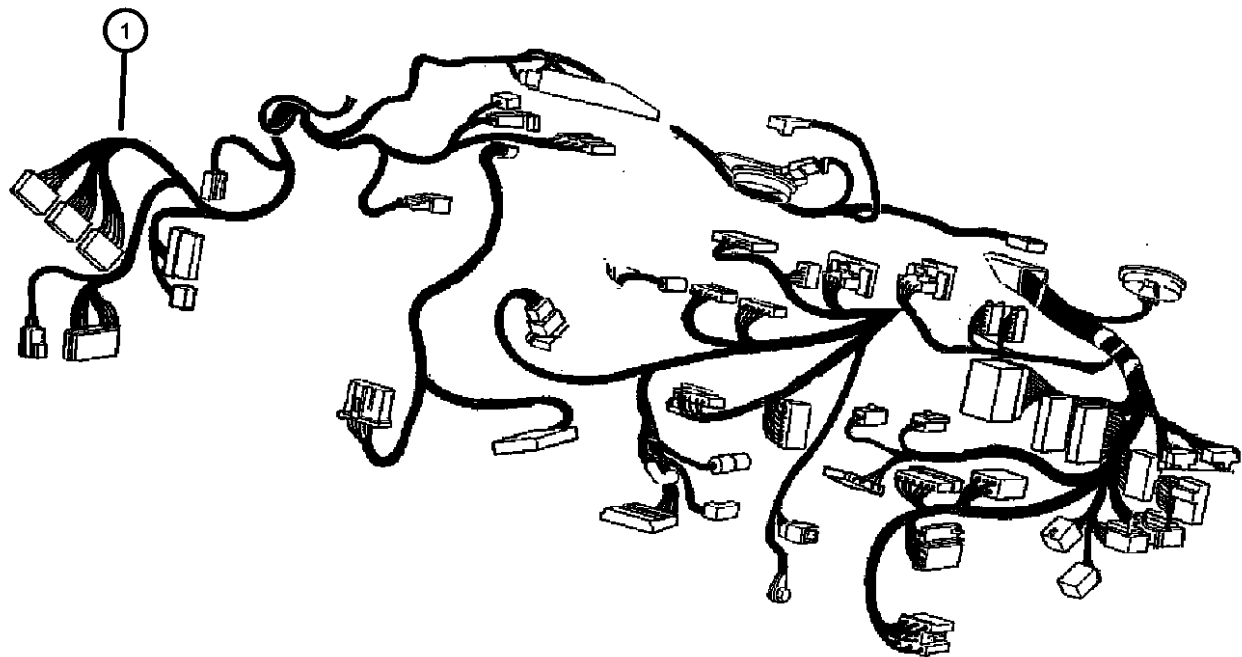


ITEM	PART NUMBER	QTY	LINE	SERIES	BODY	ENGINE	TRANS	TRIM	DESCRIPTION
1	05098147AA	2							WIRING, Headlamp to Dash, See engine wiring, (NOT SERVICED)
-2	06104771AA	2	C	S	29				CLIP, Cable, Harness to upper strut
-3	05098221AA	1		S	29				COVER, Connector, ESP Connector on Engine Compartment Harness

CROSSFIRE (ZH)				
SERIES	LINE	BODY	ENGINE	TRANSMISSION
P = PREMIUM	C = CHRYSLER	27 = 2-DR CONVERTIBLE	EGX = Engine - 3.2L V6 SOHC 18 Valve	DGJ = Transmission-5-Spd. Automatic,W5A580
S = SPORT	Z = CHRYSLER	29 = SPECIALTY COUPE	EGZ = Engine - 3.2L V6 Supercharged	DED = Transmission - 6-Speed Manual
X = SPECIAL				DGU = Transmission - 5-Spd Automatic

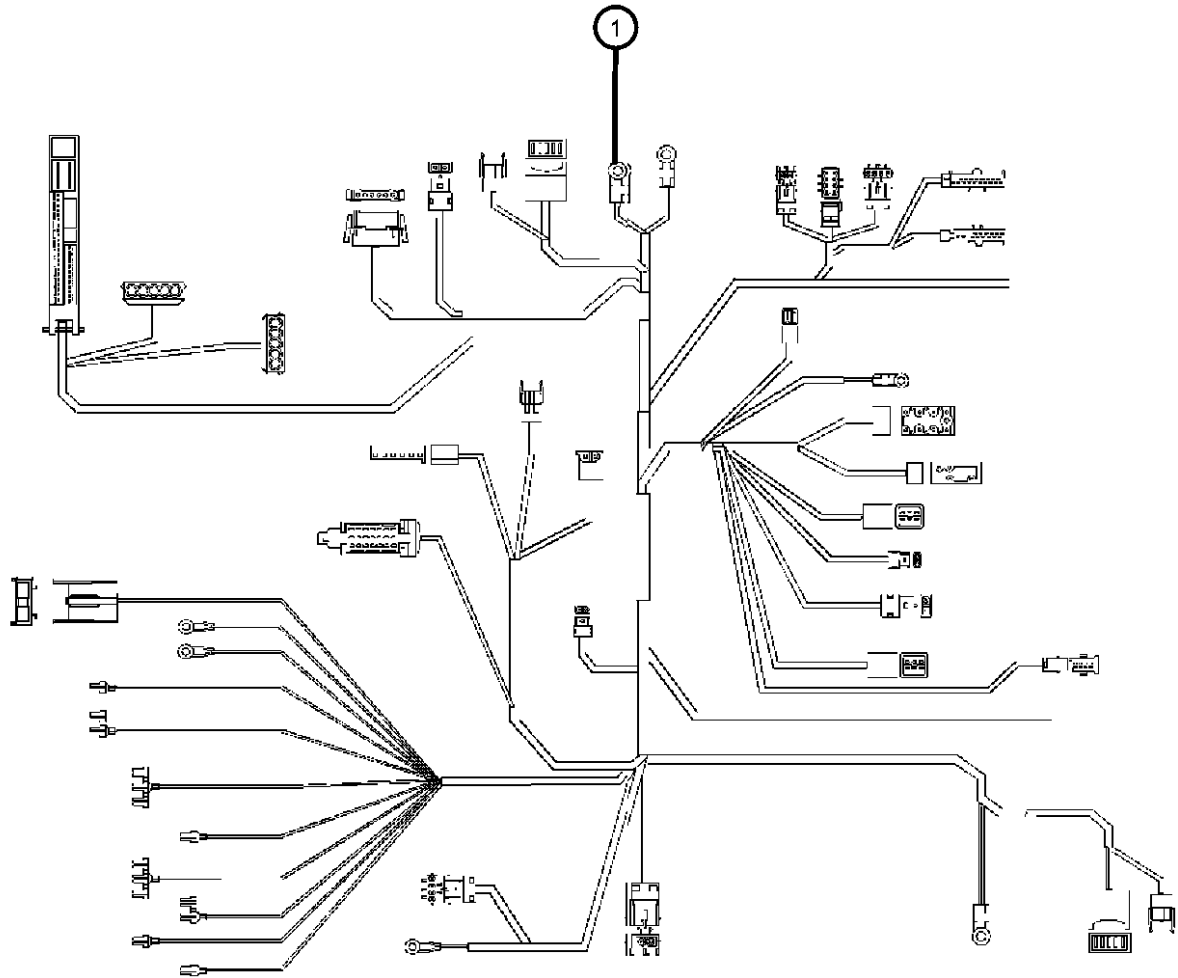
Wiring Instrument Panel  
Figure 8-1405

ITEM	PART NUMBER	QTY	LINE	SERIES	BODY	ENGINE	TRANS	TRIM	DESCRIPTION
1	05099091AA	1	C	S	29				WIRING, Instrument Panel



CROSSFIRE (ZH)				
SERIES	LINE	BODY	ENGINE	TRANSMISSION
P = PREMIUM	C = CHRYSLER	27 = 2-DR CONVERTIBLE	EGX = Engine - 3.2L V6 SOHC 18 Valve	DGJ = Transmission-5-Spd. Automatic,W5A580
S = SPORT	Z = CHRYSLER	29 = SPECIALTY COUPE	EGZ = Engine - 3.2L V6 Supercharged	DED = Transmission - 6-Speed Manual
X = SPECIAL				DGU = Transmission - 5-Spd Automatic

Wiring Body  
Figure 8-1505

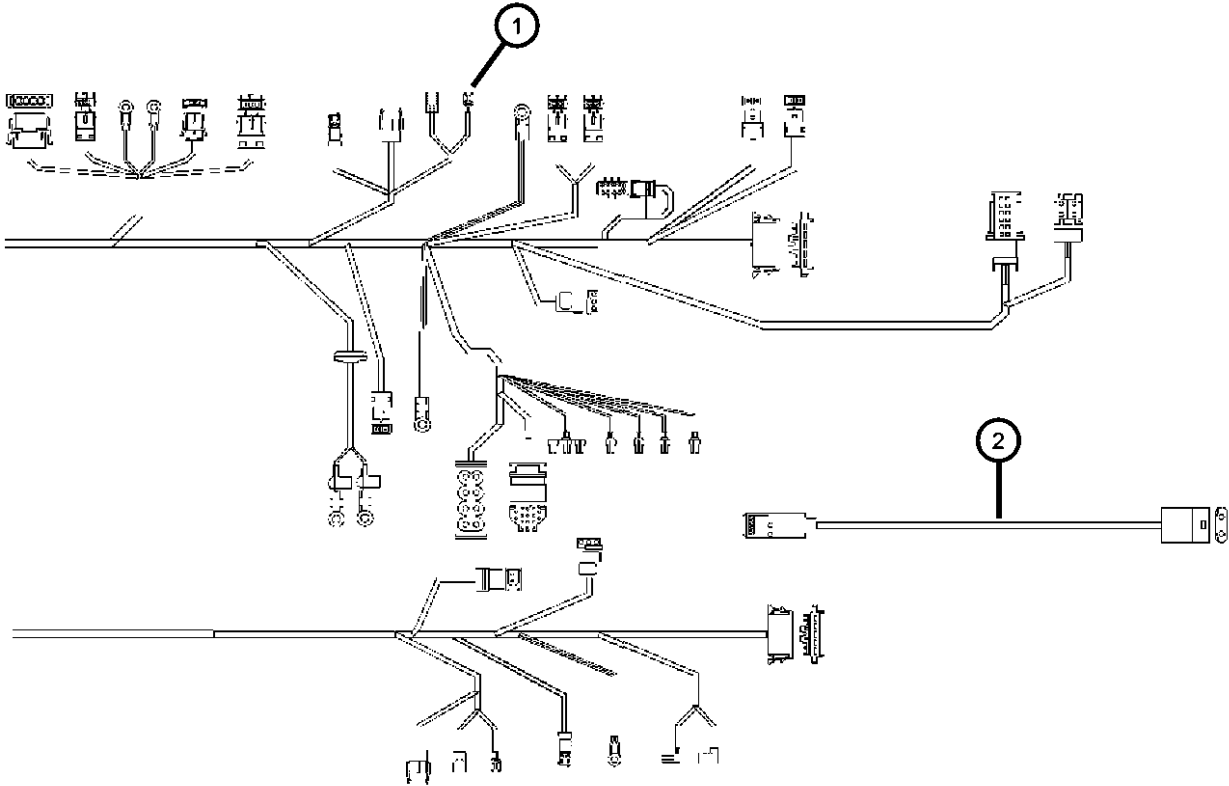


ITEM	PART NUMBER	QTY	LINE	SERIES	BODY	ENGINE	TRANS	TRIM	DESCRIPTION
1									WIRING, Body
	05099085AA	1	C	S	29		DED, DGU		Tag# A 193 540 01 05
	05099086AA	1	C	S	29		DED, DGU		[DGU]
	05099087AA	1	Z	S	29		DGU		
	05099978AA	1	C	S	29				Up to 07/01/03
	05134125AA	1	C	S	29		DED		After 07/01/03
	05134126AA	1	C	S	29		DGU		
-2									COVER, Wiring Protector
	05101282AA	1		S	29				Body sill area, Right
	05101281AA	1		S	29				Body sill area, Left
-3	05098217AA	1		S	29				BRACKET, Wiring, Body Wiring right rear quarter
-4	06507148AA	4		S	29				CLIP, Liftgate wiring to liftgate attaching

CROSSFIRE (ZH)				
SERIES	LINE	BODY	ENGINE	TRANSMISSION
P = PREMIUM	C = CHRYSLER	27 = 2-DR CONVERTIBLE	EGX = Engine - 3.2L V6 SOHC 18 Valve	DGJ = Transmission-5-Spd. Automatic,W5A580
S = SPORT	Z = CHRYSLER	29 = SPECIALTY COUPE	EGZ = Engine - 3.2L V6 Supercharged	DED = Transmission - 6-Speed Manual
X = SPECIAL				DGU = Transmission - 5-Spd Automatic

Wiring Main Interior Harness & Doors  
Figure 8-1510

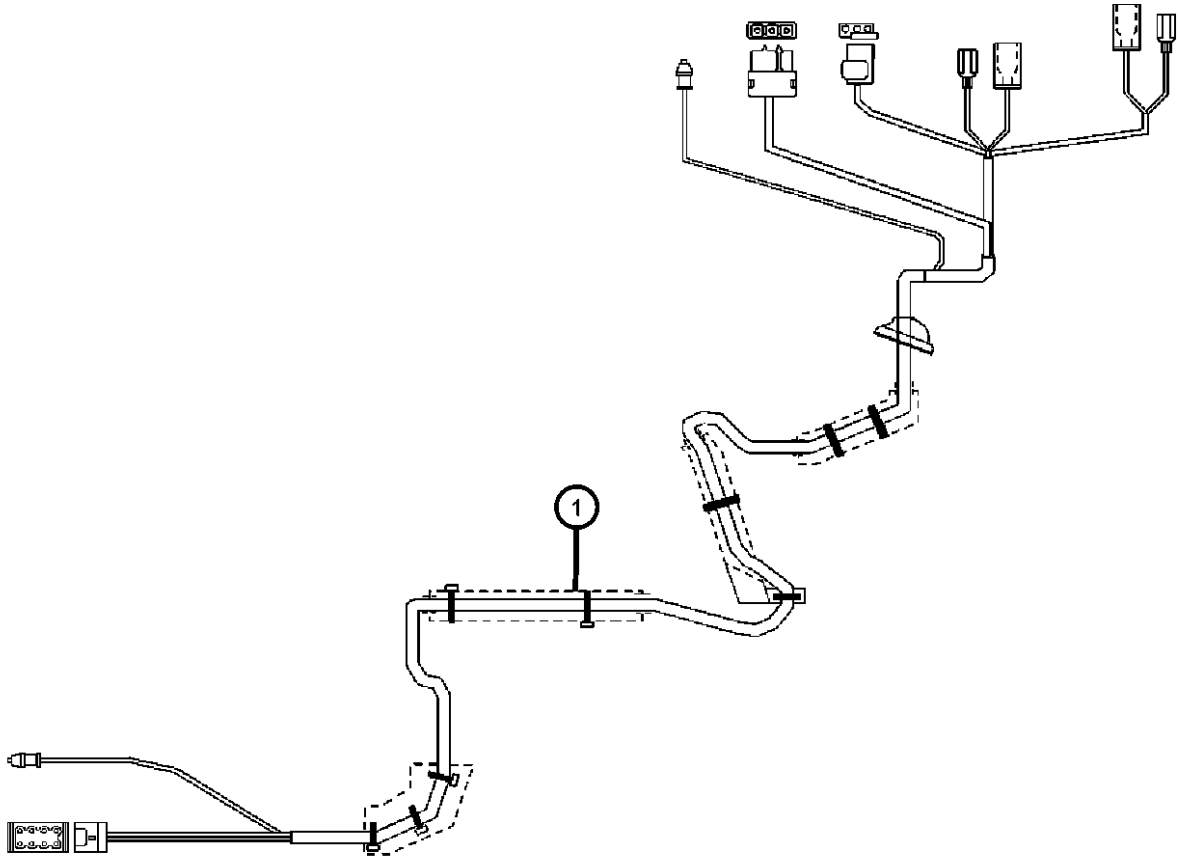
ITEM	PART NUMBER	QTY	LINE	SERIES	BODY	ENGINE	TRANS	TRIM	DESCRIPTION
1	05099092AA	1	Z	S	29				WIRING, Body, Interior
2									WIRING, Door
	05099093AA	1		S	29				Left
	05099094AA	1		S	29				Right
-3	05099157AA	1		S	29				WIRING, Door Locks
-4	05099892AA	2		S	29				GROMMET, Body Wiring, Door Harness
-5	05096760AA	1		S	29				BRACKET, Harness Connector, Front Door



CROSSFIRE (ZH)				
SERIES	LINE	BODY	ENGINE	TRANSMISSION
P = PREMIUM	C = CHRYSLER	27 = 2-DR CONVERTIBLE	EGX = Engine - 3.2L V6 SOHC 18 Valve	DGJ = Transmission-5-Spd. Automatic,W5A580
S = SPORT	Z = CHRYSLER	29 = SPECIALTY COUPE	EGZ = Engine - 3.2L V6 Supercharged	DED = Transmission - 6-Speed Manual
X = SPECIAL				DGU = Transmission - 5-Spd Automatic

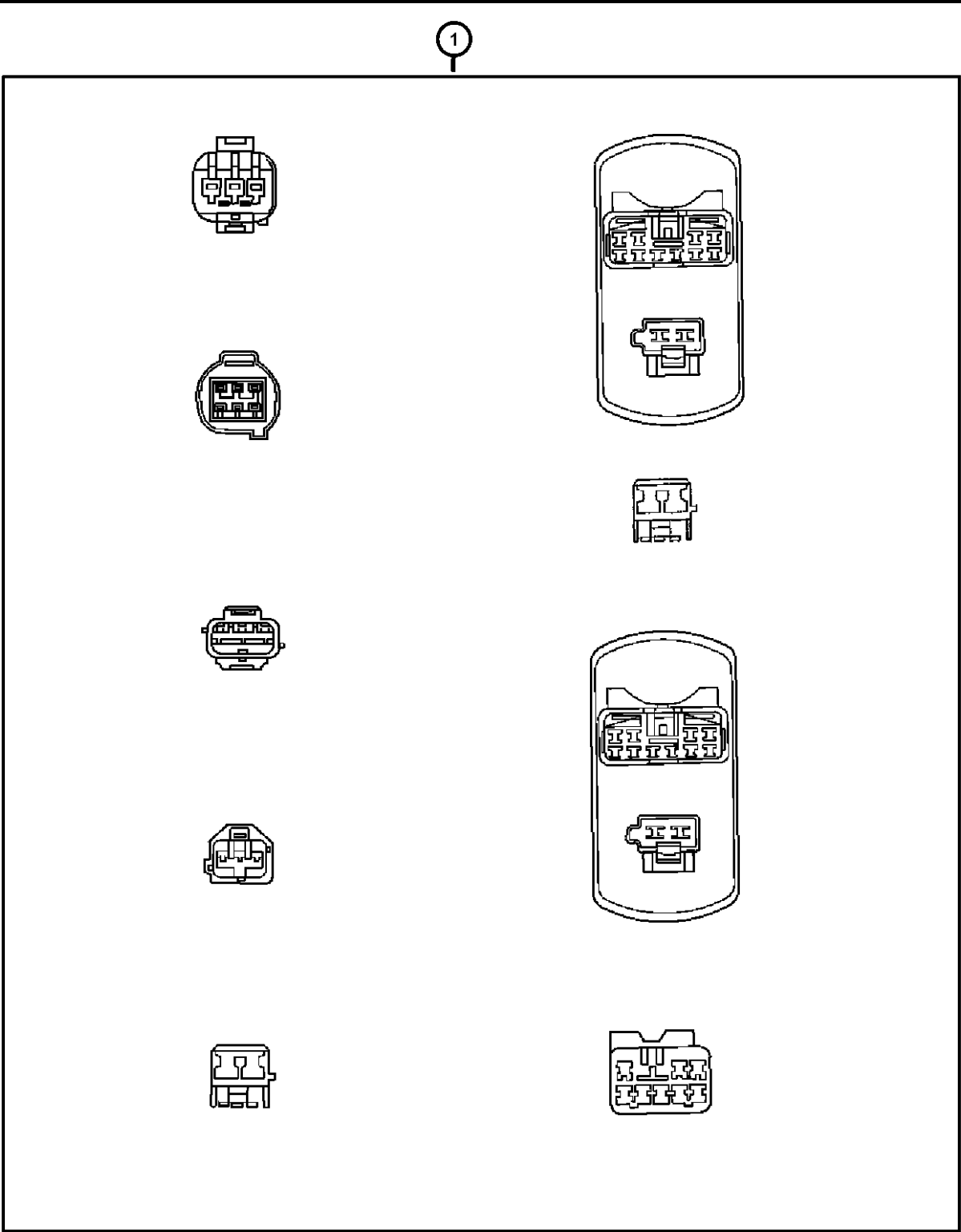
Tail Lamp Harness  
Figure 8-1515

ITEM	PART NUMBER	QTY	LINE	SERIES	BODY	ENGINE	TRANS	TRIM	DESCRIPTION
1									WIRING, Taillamp
	05135706AA	1	C	S	29				Left
		1	C	S	29				[YAB], Left
		1	Z	S	29				Left
		1	Z	S	29				[YAB,8DE,8AL,8FR], Left
	05135707AA	1	C	S	29				[-YAB], Right
		1	Z	S	29				[YAB,8DE,8AL,8FR], Right
		1	C	S	29				Right
		1	C	S	29				[-8DE], Right
		1	Z	S	29				Right



CROSSFIRE (ZH)				
SERIES	LINE	BODY	ENGINE	TRANSMISSION
P = PREMIUM	C = CHRYSLER	27 = 2-DR CONVERTIBLE	EGX = Engine - 3.2L V6 SOHC 18 Valve	DGJ = Transmission-5-Spd. Automatic,W5A580
S = SPORT	Z = CHRYSLER	29 = SPECIALTY COUPE	EGZ = Engine - 3.2L V6 Supercharged	DED = Transmission - 6-Speed Manual
X = SPECIAL				DGU = Transmission - 5-Spd Automatic

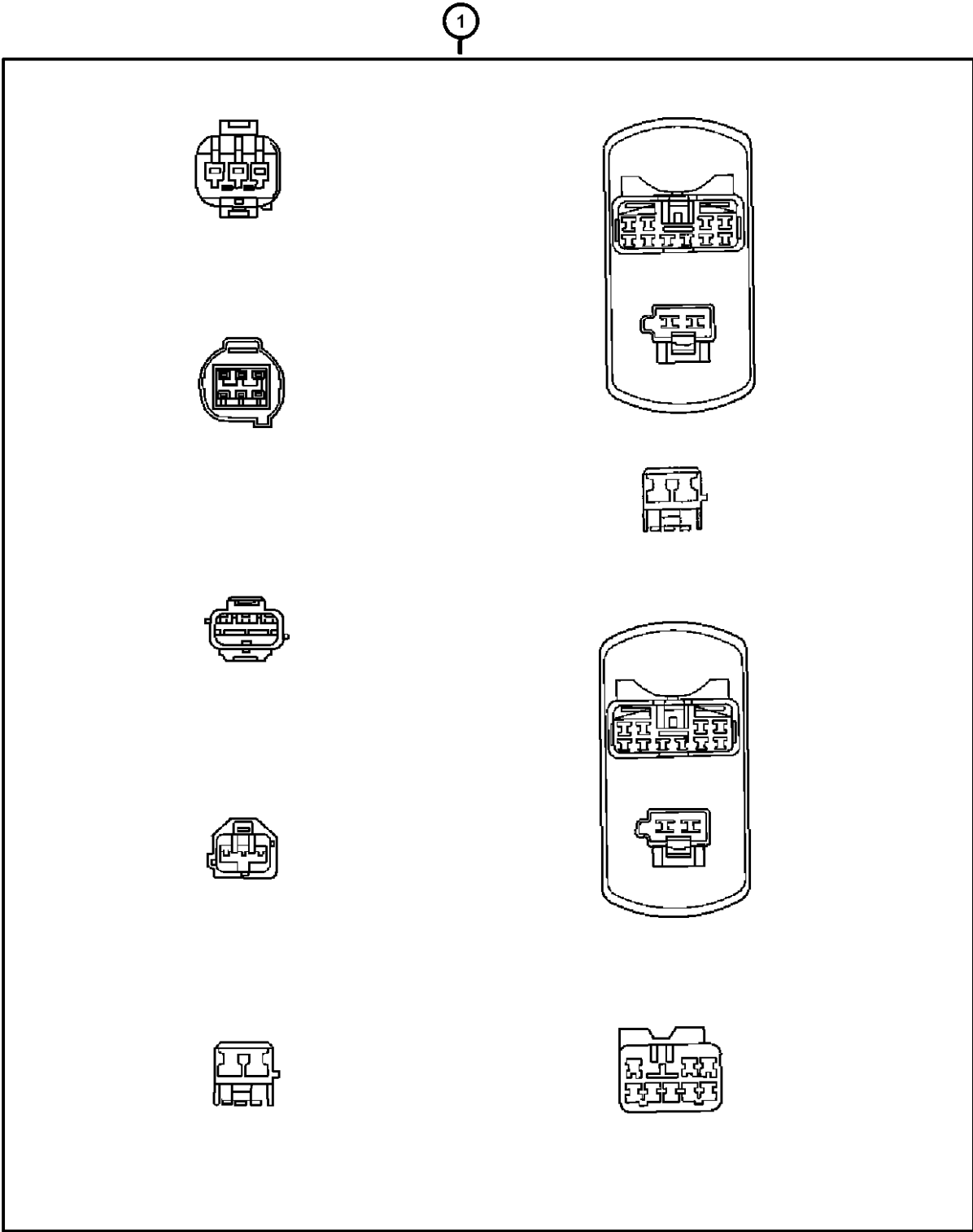
Wiring Repair  
Figure 8-1605



ITEM	PART NUMBER	QTY	LINE	SERIES	BODY	ENGINE	TRANS	TRIM	DESCRIPTION
1	05101158AA	1		S	29				CONNECTOR, Power Steering
-2									TIE STRAP
	06104758AA	1		S	29		DGU		
	06104767AA	2		S	29				Body, Wiring attaching
	05114395AA	1		S	29				Body inner wheel house
-3	05099299AA	1		S	29				TERMINAL, Brake Wear Sensor
-4	05099304AA	2		S	29				TERMINAL, Speaker
-5	05099306AA	1		S	29				TERMINAL, Female, Steering Column
-6	05099307AA	2		S	29				TERMINAL, Tweeter Speaker
-7	05102935AA	99		S	29	EGX			TERMINAL, Engine Wiring
-8	05102936AA	8		S	29	EGX			TERMINAL, Engine Wiring
-9	05102937AA	8		S	29	EGX			TERMINAL, Engine Wiring
-10	05104818AA	1		S	29				TERMINAL, Headlamp
-11	05104819AA	1		S	29				TERMINAL, Headlamp
-12	06104767AA	2		S	29				TIE STRAP
-13	05101212AA	1		S	29	EGX			CONNECTOR, Window Regulator
-14	05101178AA	1		S	29				CONNECTOR, Wiring
-15	05101180AA	1		S	29				CONNECTOR, Wiring, 4 pin
-16	05101251AA	1		S	29				CONNECTOR, Traction Control Unit
-17	05101427AA	1		S	29				CONNECTOR, Instrument cluster, 25 Pin
-18	05101428AA	1		S	29				CONNECTOR, Instrument cluster, 30 Pin
-19	05101429AA	1		S	29				CONNECTOR, Wiring, Steering Column
-20	05101431AA	1		S	29				CONNECTOR, Mid Range Speaker
-21	05102615AA	1		S	29				CONNECTOR, Headlamp
	WBRW0011AB								Mopar V-Line Alternative Part
-22	05102618AA	1		S	29				SEAL, Headlamp Connector
-23	05102619AA	1		S	29				SEAL, Headlamp Connector
-24	05102620AA	1		S	29				SEAL, Headlamp Connector
-25									CONNECTOR
	05102624AA	1		S	29				Taillamp
		1	Z	S	29				Taillamp
-26									CONNECTOR

CROSSFIRE (ZH)		BODY		ENGINE	TRANSMISSION
SERIES	LINE				
P = PREMIUM	C = CHRYSLER	27 = 2-DR CONVERTIBLE		EGX = Engine - 3.2L V6 SOHC 18 Valve	DGJ = Transmission-5-Spd. Automatic,W5A580
S = SPORT	Z = CHRYSLER	29 = SPECIALTY COUPE		EGZ = Engine - 3.2L V6 Supercharged	DED = Transmission - 6-Speed Manual
X = SPECIAL					DGU = Transmission - 5-Spd Automatic

Wiring Repair  
Figure 8-1605

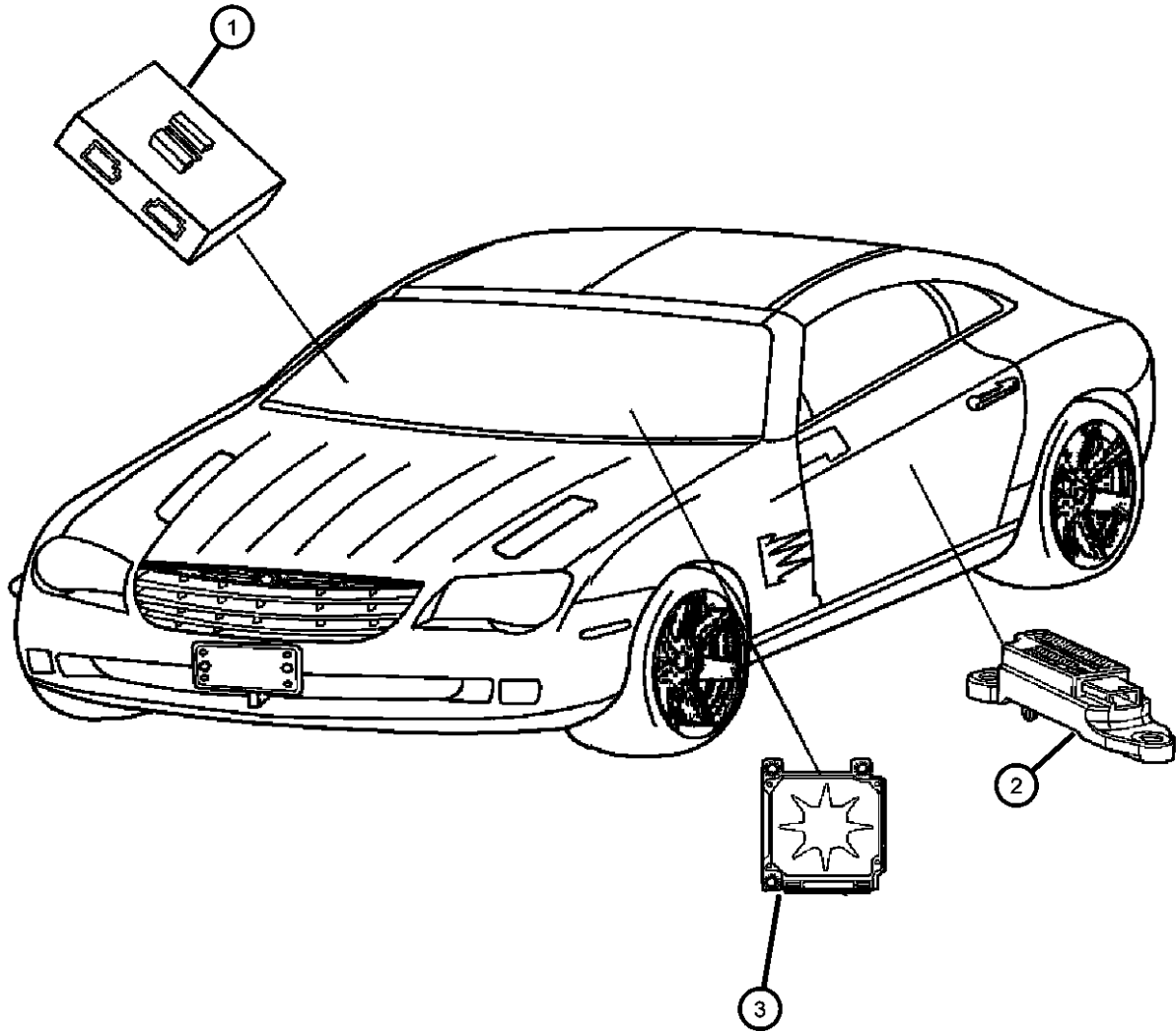


ITEM	PART NUMBER	QTY	LINE	SERIES	BODY	ENGINE	TRANS	TRIM	DESCRIPTION
	05102626AA	1		S	29				Transmission
		1	Z	S	29				Transmission
-27	05102934AA	1		S	29	EGX			CONNECTOR, Engine Wiring
-28	05102938AA	2		S	29	EGX			CONNECTOR, Engine Wiring
-29	05102940AA	1		S	29	EGX			CONNECTOR, Engine Wiring
-30	05102942AA	1		S	29	EGX			CONNECTOR, Engine Wiring
-31	05102947AA	1		S	29	EGX			CONNECTOR, Engine Wiring
-32	05102948AA	1		S	29	EGX			CONNECTOR, Engine Wiring
-33	05102939AA	1		S	29	EGX			CONNECTOR, Engine Wiring
-34	05099892AA	2		S	29				GROMMET, Body Wiring
-35	05097182AA	1		S	29	EGX			STRAP, Ground, Engine
-36	05101166AA	2		S	29	EGX			CONNECTOR, Speaker Tweeter

CROSSFIRE (ZH)				
SERIES	LINE	BODY	ENGINE	TRANSMISSION
P = PREMIUM	C = CHRYSLER	27 = 2-DR CONVERTIBLE	EGX = Engine - 3.2L V6 SOHC 18 Valve	DGJ = Transmission-5-Spd. Automatic,W5A580
S = SPORT	Z = CHRYSLER	29 = SPECIALTY COUPE	EGZ = Engine - 3.2L V6 Supercharged	DED = Transmission - 6-Speed Manual
X = SPECIAL				DGU = Transmission - 5-Spd Automatic

Air Bag Modules and Sensors  
Figure 8-1705

ITEM	PART NUMBER	QTY	LINE	SERIES	BODY	ENGINE	TRANS	TRIM	DESCRIPTION
1	05102756AA	1		S	29				MODULE, Air Bag Control, Located in passenger footwell
2	05099300AA	2		S	29				SENSOR, Air Bag
-3	06104141AA	3		S	29				SCREW, Side Air Bag Sensor attaching
4	05099301AA	1		S	29				MODULE, Air Bag Control, Belt Locking, Air Bag Module located under Console

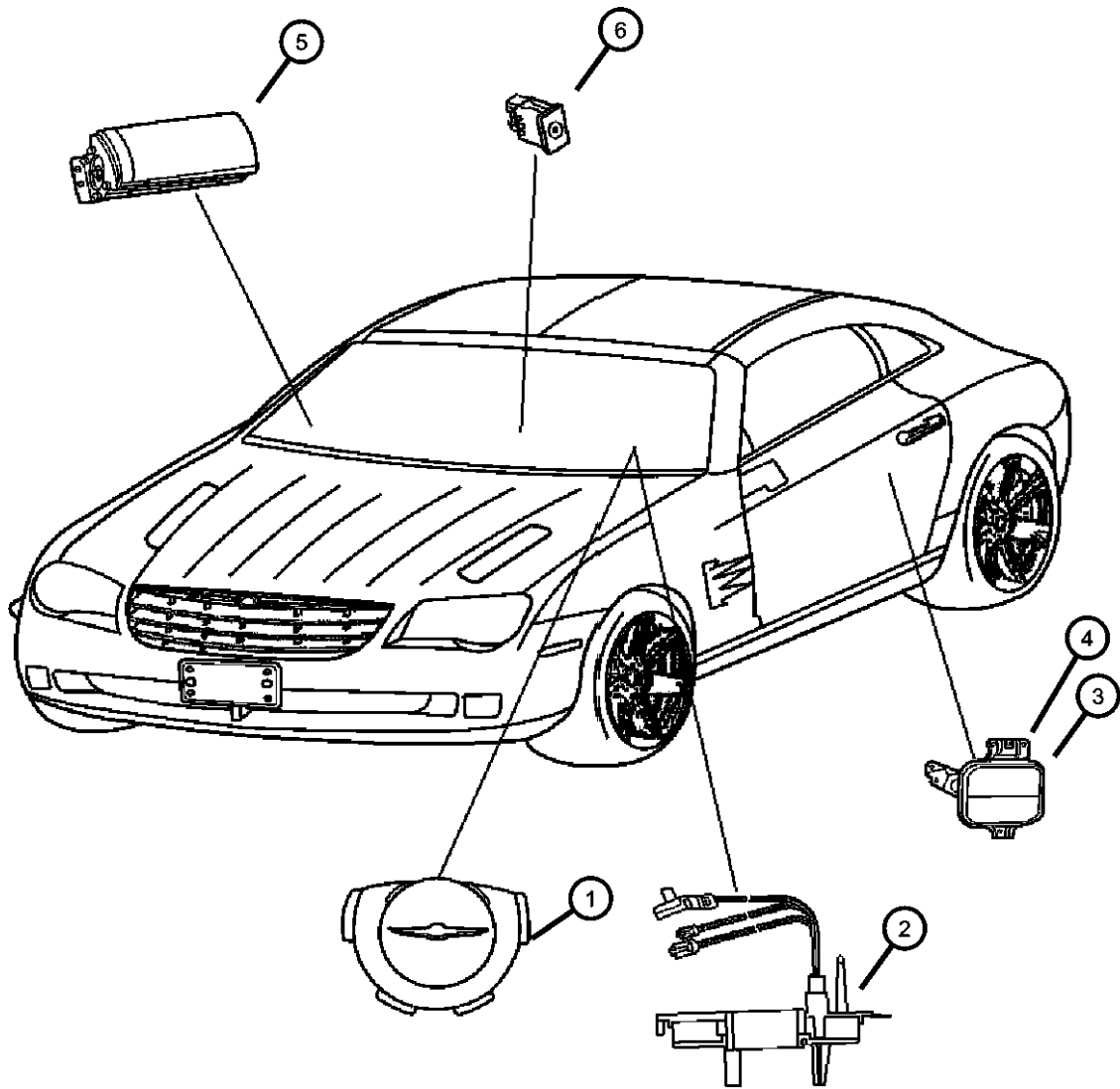


<b>CROSSFIRE (ZH)</b>				
SERIES	LINE	BODY	ENGINE	TRANSMISSION
P = PREMIUM	C = CHRYSLER	27 = 2-DR CONVERTIBLE	EGX = Engine - 3.2L V6 SOHC 18 Valve	DGJ = Transmission-5-Spd. Automatic,W5A580
S = SPORT	Z = CHRYSLER	29 = SPECIALTY COUPE	EGZ = Engine - 3.2L V6 Supercharged	DED = Transmission - 6-Speed Manual
X = SPECIAL				DGU = Transmission - 5-Spd Automatic



Air Bags and Clock Springs  
Figure 8-1710

ITEM	PART NUMBER	QTY	LINE	SERIES	BODY	ENGINE	TRANS	TRIM	DESCRIPTION
1									AIR BAG, Driver
	0ZG31ARKAA	1		S	29				[DR]
	0ZG31BD5AA	1		S	29				[DD]
	0ZG31XDVAA	1		S	29				[DV]
	1BG25ARKAA	1		S	29				[DR] Export
	1BG25BD5AA	1		S	29				[DD] Export
	1BG25XDVAA	1		S	29				[DV] Export
2	05101577AA	1		S	29				CLOCKSPRING
3	05099069AA	1		S	29				AIR BAG, Left Side
4	05099070AA	1		S	29				AIR BAG, Right Side
-5	06104869AA	3		S	29				RIVET, RIVET, Side air bag attaching
6	05099071AA	1		S	29				AIR BAG, Passenger
7	05102633AA	1		S	29				SWITCH, Airbag Deactivate

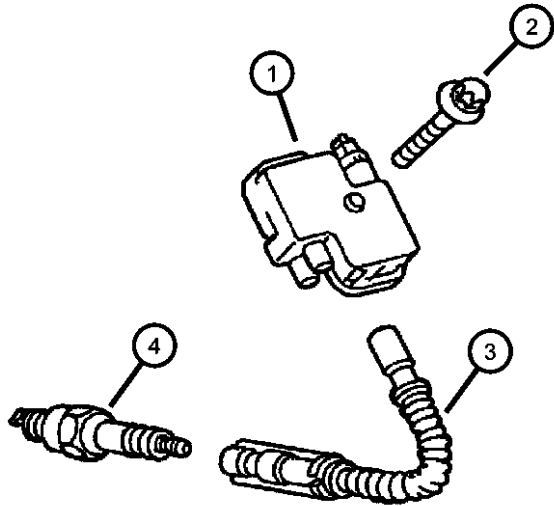


CROSSFIRE (ZH)				
SERIES	LINE	BODY	ENGINE	TRANSMISSION
P = PREMIUM	C = CHRYSLER	27 = 2-DR CONVERTIBLE	EGX = Engine - 3.2L V6 SOHC 18 Valve	DGJ = Transmission-5-Spd. Automatic,W5A580
S = SPORT	Z = CHRYSLER	29 = SPECIALTY COUPE	EGZ = Engine - 3.2L V6 Supercharged	DED = Transmission - 6-Speed Manual
X = SPECIAL				DGU = Transmission - 5-Spd Automatic

AR = use ase required - = Non illustrated part

Spark Plugs, Cables and Coils  
Figure 8-1905

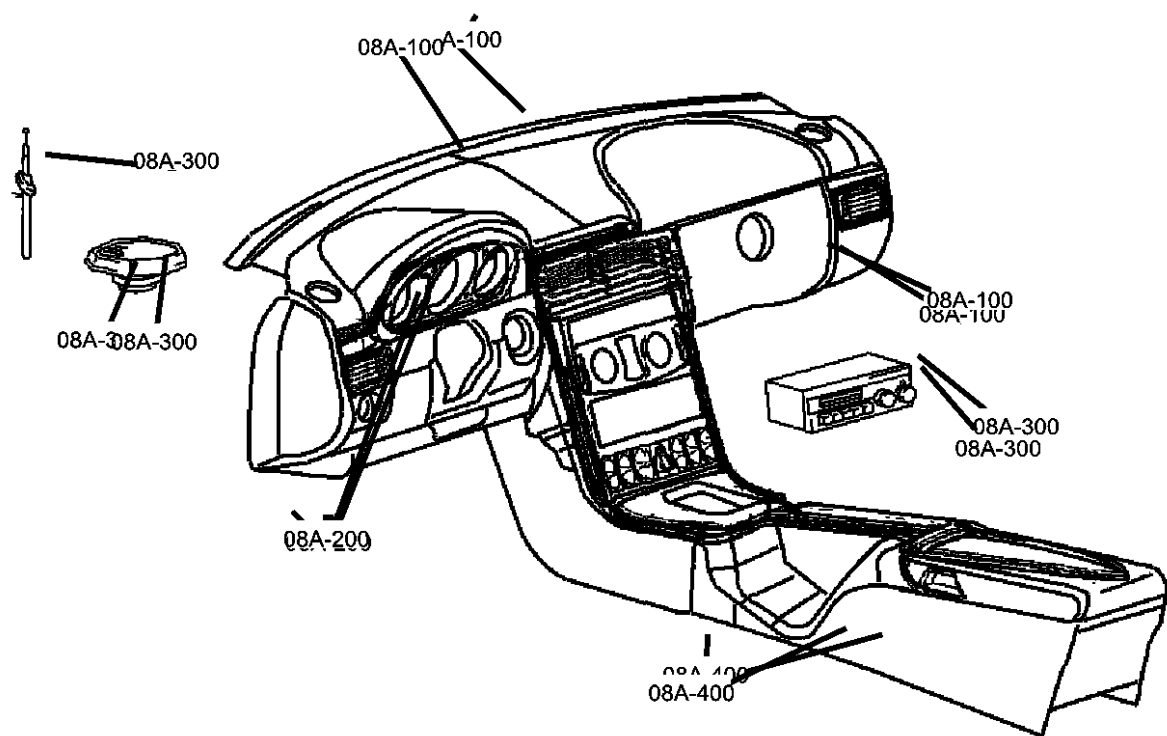
ITEM	PART NUMBER	QTY	LINE	SERIES	BODY	ENGINE	TRANS	TRIM	DESCRIPTION
1	05098138AA	6		S	29	EGX			COIL, Ignition
2	05097715AA	6		S	29	EGX			SCREW, Coil mounting
3									CABLE, Ignition Coil
	05101208AA	4		S	29	EGX			[1B, 2A, 2B, ]
		3		S	29	EGX			[4B, 5A, 5B]
	05101209AA	2		S	29	EGX			[1A,4A]
	05101210AA	2		S	29	EGX			[ 6A,3A]
	05101211AA	2		S	29	EGX			[3B, 6B]
4									SPARKPLUG, Engine
	05098168AA	6		S	29	EGX			Right
		6		S	29	EGX			Left



CROSSFIRE (ZH)				
SERIES	LINE	BODY	ENGINE	TRANSMISSION
P = PREMIUM	C = CHRYSLER	27 = 2-DR CONVERTIBLE	EGX = Engine - 3.2L V6 SOHC 18 Valve	DGJ = Transmission-5-Spd. Automatic,W5A580
S = SPORT	Z = CHRYSLER	29 = SPECIALTY COUPE	EGZ = Engine - 3.2L V6 Supercharged	DED = Transmission - 6-Speed Manual
X = SPECIAL				DGU = Transmission - 5-Spd Automatic

# Group - 08A

## Instrument Panel and Radios and Consoles



### Group - 08A Instrument Panel and Radios and Consoles

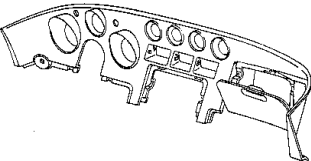
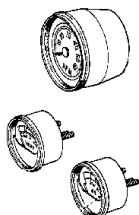


Illustration Title Group-Fig. No.

**Instrument Panel**  
Instrument Panel and Related Parts ..... Fig. 08A - 105

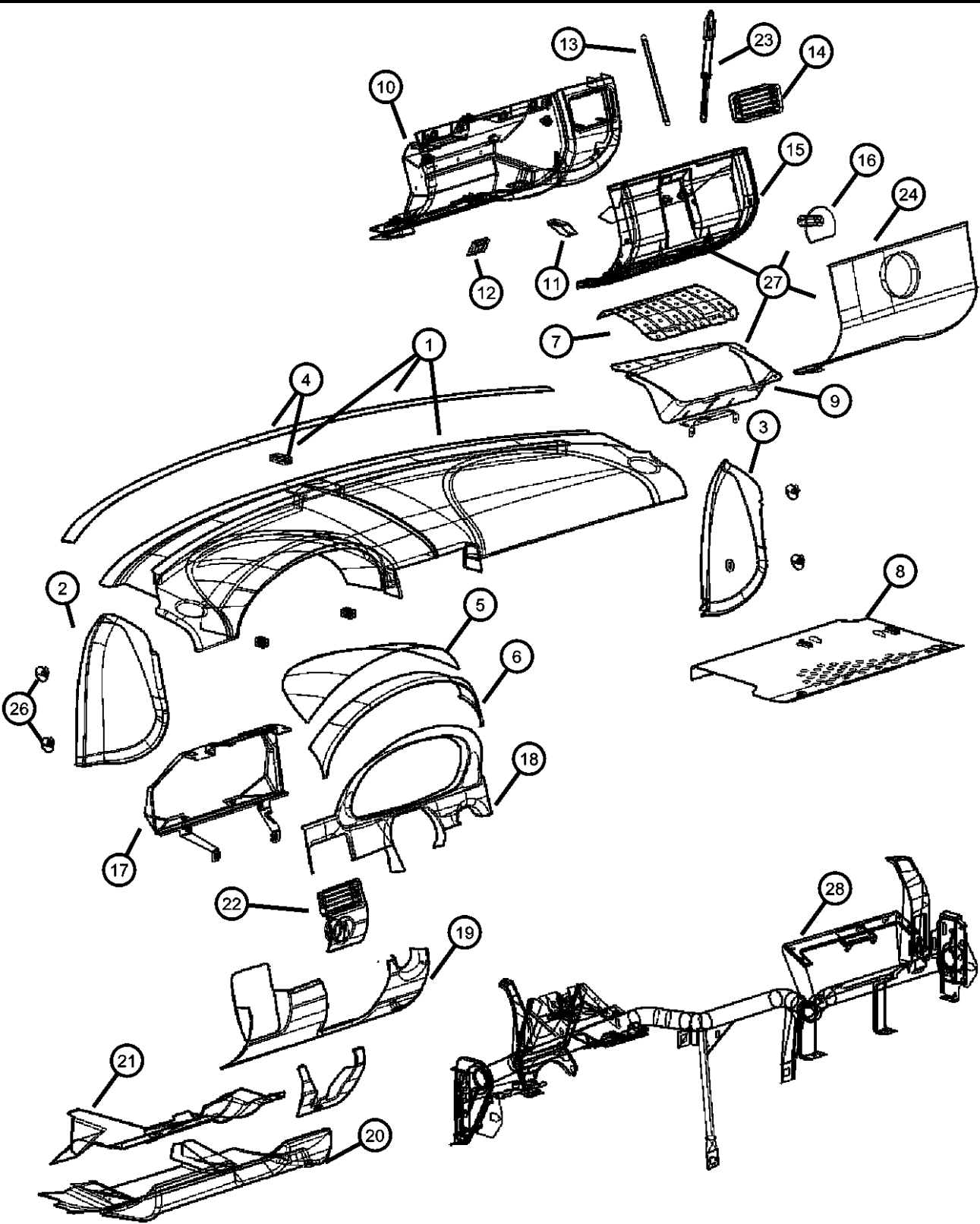
**Instrument Panel Cluster**  
Cluster ..... Fig. 08A - 205

**Radio, Antenna, and Speakers**  
Radio ..... Fig. 08A - 305  
Speakers, Amplifier, and Related Items ..... Fig. 08A - 310  
Antenna ..... Fig. 08A - 315

**Consoles**  
Console ..... Fig. 08A - 405

<b>08A-100</b> Instrument Panel 	<b>08A-200</b> Instrument Panel Cluster 	<b>08A-300</b> Radio, Antenna, and Speakers 	<b>08A-400</b> Consoles 
--	---	--	---

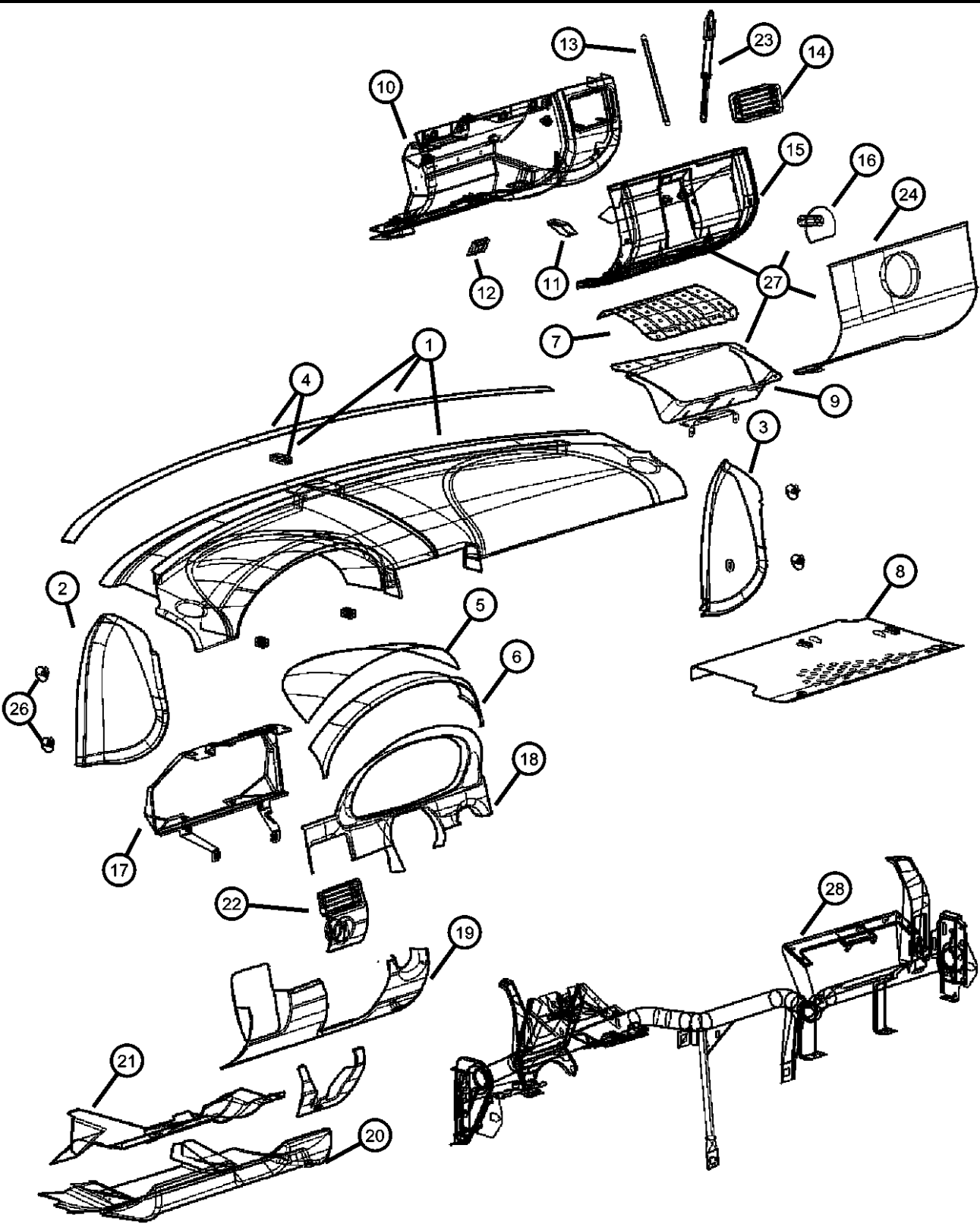
Instrument Panel and Related Parts  
Figure 08A-105



ITEM	PART NUMBER	QTY	LINE	SERIES	BODY	ENGINE	TRANS	TRIM	DESCRIPTION
1									PAD AND PANEL, Instrument Upper
	05102659AA	1	Z	S	29				
	0YB10XDVAA	1	C	S	29				
2									END CAP, Instrument Panel
	0YA33XDVAA	1	C	S	29				Left
		1	Z	S	29				Left
3									END CAP, Instrument Panel
	0YA34XDVAA	1	C	S	29				Right
		1	Z	S	29				Right
4		1							INTERMEDIATE PIECE, Serviced in Pad and Panel, (NOT SERVICED)
5									INSULATION, Dash Panel
	05099704AA	1	C	S	29				
	05102664AA	1	Z	S	29				
6									BEZEL, Cluster
	05102663AA	1	Z	S	29				
	0YB11XDVAA	1	C	S	29				
	0ZC18ARKAA	1	Z	S	29				[DR]
	0ZC18BD5AA	1	Z	S	29				[DD]
	0ZC18XDVAA	1	Z	S	29				[DV]
7									HINGE
	05097476AA	1	C	S	29				Air Bag
		1	Z	S	29				Air Bag
8		1							BRACKET, Air bag serviced in Instrument Panel, (NOT SERVICED),
9									BRACKET, Air Bag
	05098660AA	1	Z	S	29				
		1	C	S	29				
10									HOUSING, Glove Box
	0XZ98ARKAA	1	C	S	29				[DR]
	0XZ98BD5AA	1	C	S	29				[DD]
	0XZ98XDVAA	1	C	S	29				[DV]
	0YN82ARKAA	1	Z	S	29				[DR]

CROSSFIRE (ZH)									
SERIES	LINE				BODY	ENGINE			TRANSMISSION
P = PREMIUM	C = CHRYSLER				27 = 2-DR CONVERTIBLE	EGX = Engine - 3.2L V6 SOHC 18 Valve			DGJ = Transmission-5-Spd. Automatic,W5A580
S = SPORT	Z = CHRYSLER				29 = SPECIALTY COUPE	EGZ = Engine - 3.2L V6 Supercharged			DED = Transmission - 6-Speed Manual
X = SPECIAL									DGU = Transmission - 5-Spd Automatic

Instrument Panel and Related Parts  
Figure 08A-105



ITEM	PART NUMBER	QTY	LINE	SERIES	BODY	ENGINE	TRANS	TRIM	DESCRIPTION
11	0YN82BD5AA	1	Z	S	29				[DD]
	0YN82XDVAA	1	Z	S	29				[DV]
									GUIDE, GUIDE-GLOVE BOX HOUSING
	05098236AA	1	C	S	29				
12		1	Z	S	29				
	05097921AA	1	C	S	29				STRIKER, Glove Box Door Latch
13		1	Z	S	29				
	05099958AA	1	C	S	29				STRAP, Glove Box
14									OUTLET, Air Conditioning & Heater
	0YA48ARKAA	1	C	S	29				[DR], Right
	0YA48BD5AA	1	C	S	29				[DD], Right
	0YA48XDVAA	1	C	S	29				[DV], Right
	0YA49ARKAA	1		S	29				[DR], Left
	0YA49BD5AA	1		S	29				[DD], Left
	0YA49XDVAA	1		S	29				[DV], Left
15	0YA49XDVAA	1							GLOVE BOX, Liner, Serviced in Glove Box Lid, (NOT SERVICED), LATCH, Glovebox
	0YA45ARKAA	1	C	S	29				[DR]
		1	Z	S	29				[DR]
	0YA45BD5AA	1	C	S	29				[DD]
		1	Z	S	29				[DD]
	0YA45XDVAA	1	C	S	29				[DV]
17		1	Z	S	29				[DV]
	05098608AA	1		S	29				FRAME, Instrument Cluster
18									BEZEL, Instrument Cluster
	0YB05ARKAA	1	C	S	29				[DR]
	0YB05BD5AA	1	C	S	29				[DD]
	0YB05XDVAA	1	C	S	29				[DV]
	0ZC18ARKAA	1	Z	S	29				[DR]

CROSSFIRE (ZH)  
SERIES  
P = PREMIUM  
S = SPORT  
X = SPECIAL

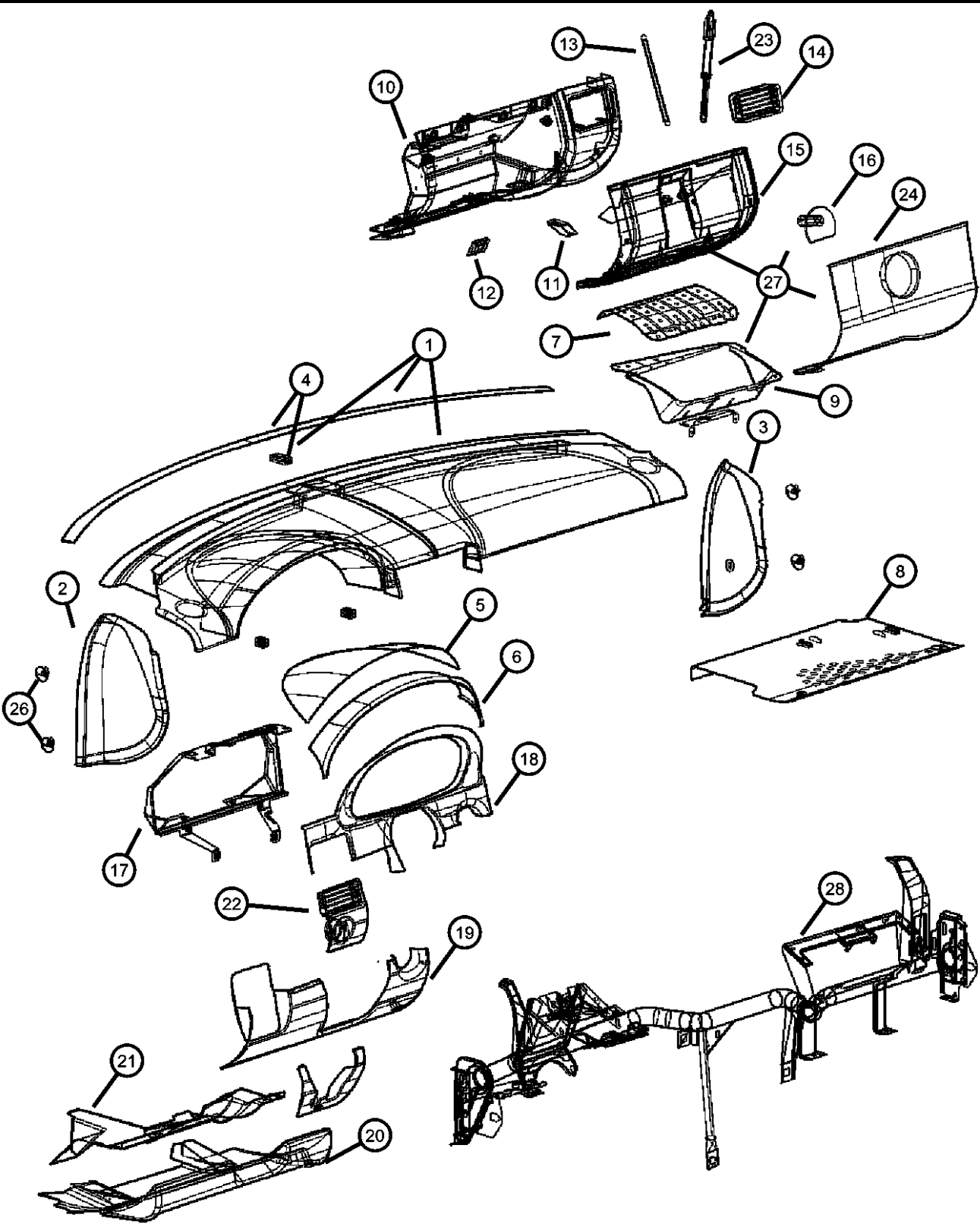
LINE  
C = CHRYSLER  
Z = CHRYSLER

BODY  
27 = 2-DR CONVERTIBLE  
29 = SPECIALTY COUPE

ENGINE  
EGX = Engine - 3.2L V6 SOHC 18 Valve  
EGZ = Engine - 3.2L V6 Supercharged

TRANSMISSION  
DGJ = Transmission-5-Spd. Automatic,W5A580  
DED = Transmission - 6-Speed Manual  
DGU = Transmission - 5-Spd Automatic

Instrument Panel and Related Parts  
Figure 08A-105

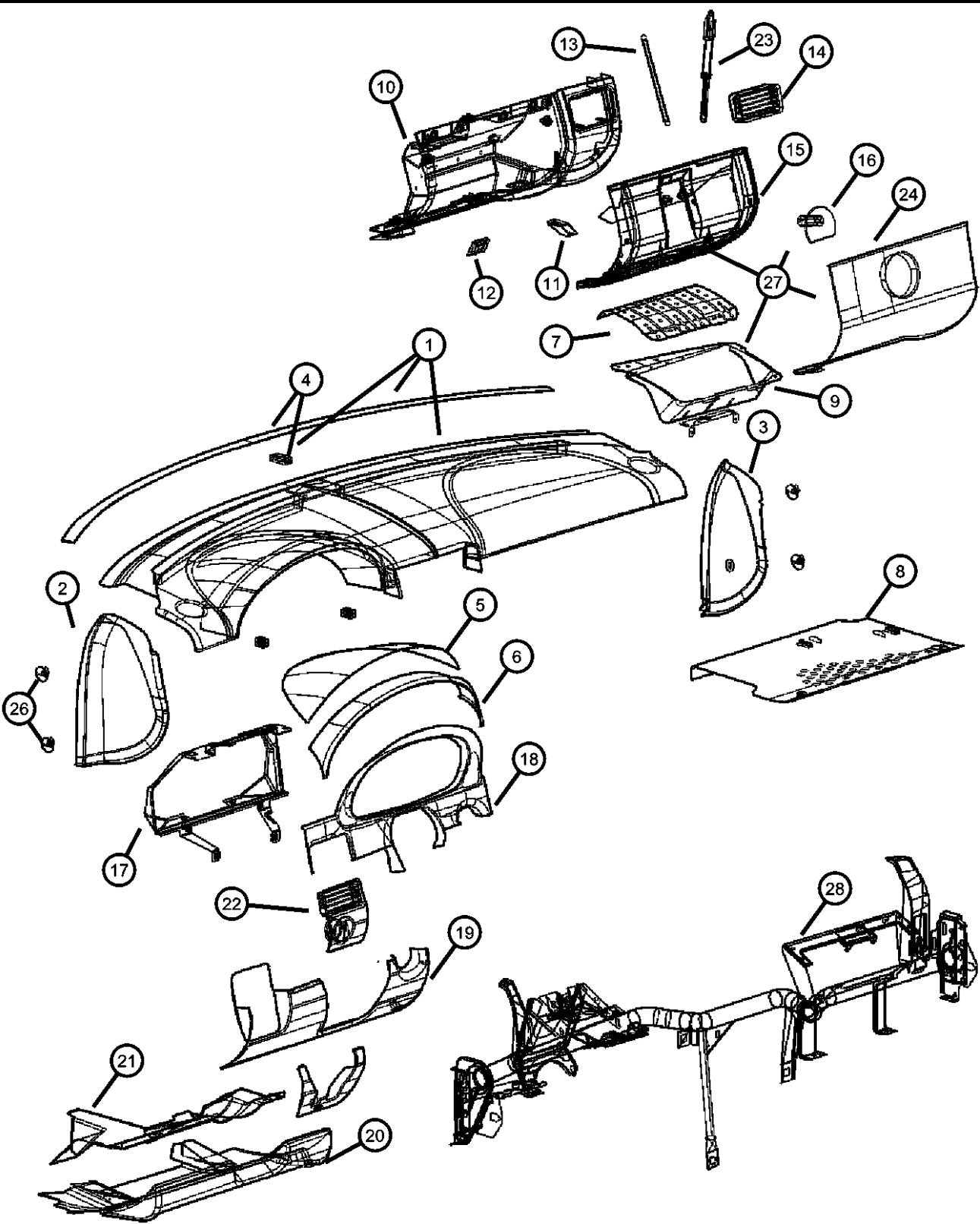


ITEM	PART NUMBER	QTY	LINE	SERIES	BODY	ENGINE	TRANS	TRIM	DESCRIPTION
19	0ZC18BD5AA	1	Z	S	29				[DD]
	0ZC18XDVAA	1	Z	S	29				[DV]
									COVER, Instrument Panel, Steering Column Opening
	0YA99XDVAA	1	C	S	29				[DV][YAB]
	0YB00ARKAA	1	Z	S	29				[DR]
	0YB00BD5AA	1	Z	S	29				[DD]
	0YB00XDVAA	1	Z	S	29				[DV]
	0ZC16ARKAA	1	C	S	29				[DR]
	0ZC16BD5AA	1	C	S	29				[DD]
	0ZC16XDVAA	1	C	S	29				[DV]
20	0YA99ARKAA	1	C	S	29				[DR][YAB]
	0YA99BD5AA	1	C	S	29				[DD][YAB]
									COVER, Instrument Panel, Steering Column Opening
	0YA98ARKAA	1	C	S	29				[DR]
	0YA98BD5AA	1	C	S	29				[DD]
	0YA98XDVAA	1	C	S	29				[DV]
	0YB00ARKAA	1	Z	S	29				[DR]
	0YB00BD5AA	1	Z	S	29				[DD]
	0YB00XDVAA	1	Z	S	29				[DV]
									COVER
21	05099517AA	1	C	S	29		DED		
	05099518AA	1	C	S	29		DGU		
	05099519AA	1	Z	S	29		DED		
	05099520AA	1	Z	S	29		DGU		
22	0ZG73ARKAA	1	Z	S	29				OUTLET, Air Conditioning & Heater
	0ZG73BD5AA	1	Z	S	29				[DR]
	0ZG73XDVAA	1	Z	S	29				[DD]
23									[DV]
									PROP, Gas
24	05099512AA	1	C	S	29				
		1	Z	S	29				
									LID, LID-GLOVE BOX

CROSSFIRE (ZH)									
SERIES	LINE			BODY		ENGINE		TRANSMISSION	
P = PREMIUM	C = CHRYSLER			27 = 2-DR CONVERTIBLE		EGX = Engine - 3.2L V6 SOHC 18 Valve		DGJ = Transmission-5-Spd. Automatic, W5A580	
S = SPORT	Z = CHRYSLER			29 = SPECIALTY COUPE		EGZ = Engine - 3.2L V6 Supercharged		DED = Transmission - 6-Speed Manual	
X = SPECIAL								DGU = Transmission - 5-Spd Automatic	

AR = use ase required - = Non illustrated part

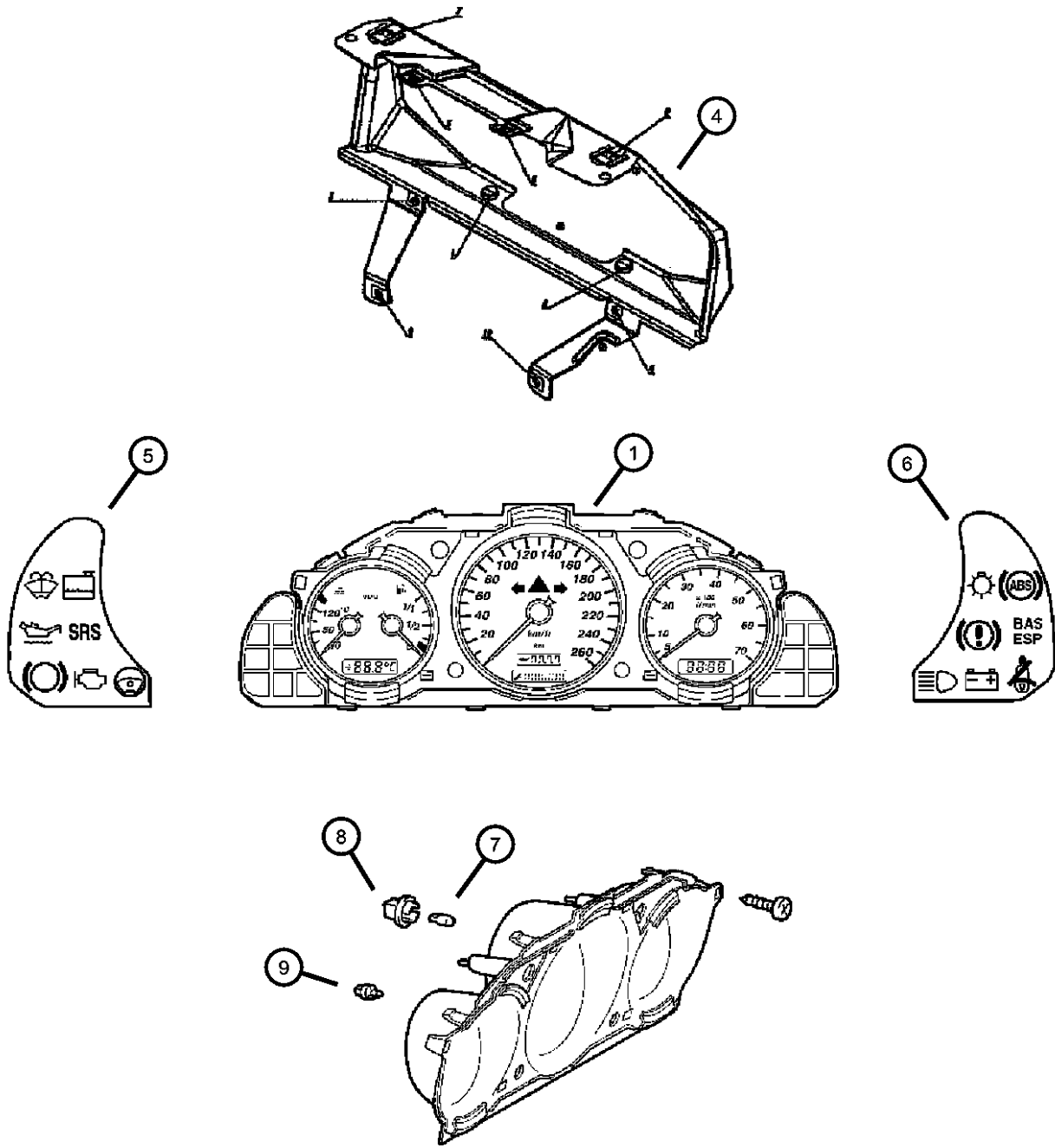
Instrument Panel and Related Parts  
Figure 08A-105



ITEM	PART NUMBER	QTY	LINE	SERIES	BODY	ENGINE	TRANS	TRIM	DESCRIPTION
	0ZA75ARKAA	1	C	S	29				[DR]
	0ZA75BD5AA	1	C	S	29				[DD]
	0ZA75XDVAA	1	C	S	29				[DV]
	0ZC20ARKAA	1	Z	S	29				[DR]
	0ZC20BD5AA	1	Z	S	29				[DD]
	0ZC20XDVAA	1	Z	S	29				[DV]
-25	05099071AA	1		S	29				AIR BAG, Passenger
26	05099071AA	1							RETAINER, Serviced with Item # 2, (NOT SERVICED)
27									GLOVE BOX, Instrument Panel
	0YB17BD5AA	1	C	S	29				[BD5]
	0YB17XDVAA	1	C	S	29				[XDV]
	0YN81ARKAA	1	Z	S	29				[ARK]
	0YN81BD5AA	1	Z	S	29				[BD5]
	0YB17ARKAA	1	C	S	29				[ARK]
	0YN81XDVAA	1	Z	S	29				[XDV]
28									BRACE, Instrument Panel
	05099446AA	1	C	S	29				
	05099447AA	1	Z	S	29				

CROSSFIRE (ZH)									
SERIES	LINE			BODY	ENGINE			TRANSMISSION	
P = PREMIUM	C = CHRYSLER			27 = 2-DR CONVERTIBLE	EGX = Engine - 3.2L V6 SOHC 18 Valve			DGJ = Transmission-5-Spd. Automatic, W5A580	
S = SPORT	Z = CHRYSLER			29 = SPECIALTY COUPE	EGZ = Engine - 3.2L V6 Supercharged			DED = Transmission - 6-Speed Manual	
X = SPECIAL								DGU = Transmission - 5-Spd Automatic	

Cluster  
Figure 08A-205



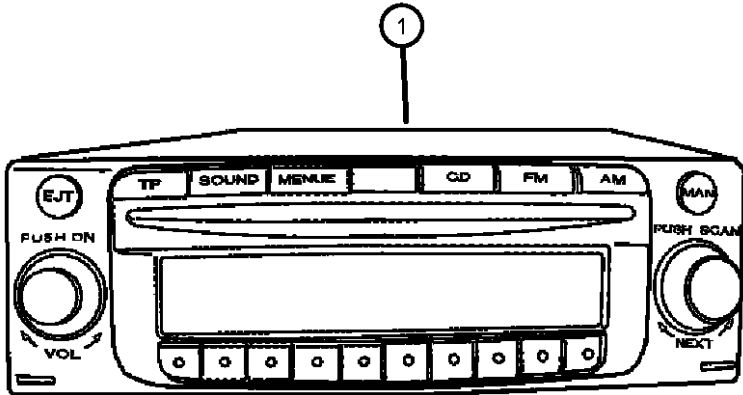
ITEM	PART NUMBER	QTY	LINE	SERIES	BODY	ENGINE	TRANS	TRIM	DESCRIPTION
1									CLUSTER, Instrument Panel
	05097425AA	1		S	29				
	05097426AA	1		S	29				[YAB,8AL]
	05097424AA	1		S	29				[JCC,YAB]
		1		S	29				[YAB]
	05097427AA	1		S	29				[YAC,YAD]
-2									COVER, Connector
	05098334AA	1		S	29				30 Pin Cluster Connector
	05098335AA	1		S	29				25 Pin Cluster Connector
-3									CONNECTOR, Instrument cluster
	05101427AA	1		S	29				25 Pin
	05101428AA	1		S	29				30 Pin
4	05098608AA	1		S	29				FRAME, Instrument Cluster
5	05098608AA	1							LENS, Indicator, Serviced with Cluster, (NOT SERVICED)
6	05098608AA	1							LENS, Indicator, Serviced with Cluster, (NOT SERVICED)
7	05098391AA	2		S	29				BULB, Instrument Panel
8	05101488AA	2		S	29				SOCKET, Instrument Cluster
9	05098808AA	23		S	29				BULB, 12V 1.5W
-10	05096379AA	1		S	29				CONNECTOR, Cluster 25 pin

CROSSFIRE (ZH)				
SERIES	LINE	BODY	ENGINE	TRANSMISSION
P = PREMIUM	C = CHRYSLER	27 = 2-DR CONVERTIBLE	EGX = Engine - 3.2L V6 SOHC	DGJ = Transmission-5-Spd.
S = SPORT	Z = CHRYSLER	29 = SPECIALTY COUPE	18 Valve	Automatic,W5A580
X = SPECIAL			EGZ = Engine - 3.2L V6	DED = Transmission - 6-Speed
			Supercharged	Manual
				DGU = Transmission - 5-Spd
				Automatic



Radio  
Figure 08A-305

ITEM	PART NUMBER	QTY	LINE	SERIES	BODY	ENGINE	TRANS	TRIM	DESCRIPTION
1	05114034AA	1		S	29				RADIO



CROSSFIRE (ZH)				
SERIES	LINE	BODY	ENGINE	TRANSMISSION
P = PREMIUM	C = CHRYSLER	27 = 2-DR CONVERTIBLE	EGX = Engine - 3.2L V6 SOHC 18 Valve	DGJ = Transmission-5-Spd. Automatic,W5A580
S = SPORT	Z = CHRYSLER	29 = SPECIALTY COUPE	EGZ = Engine - 3.2L V6 Supercharged	DED = Transmission - 6-Speed Manual
X = SPECIAL				DGU = Transmission - 5-Spd Automatic

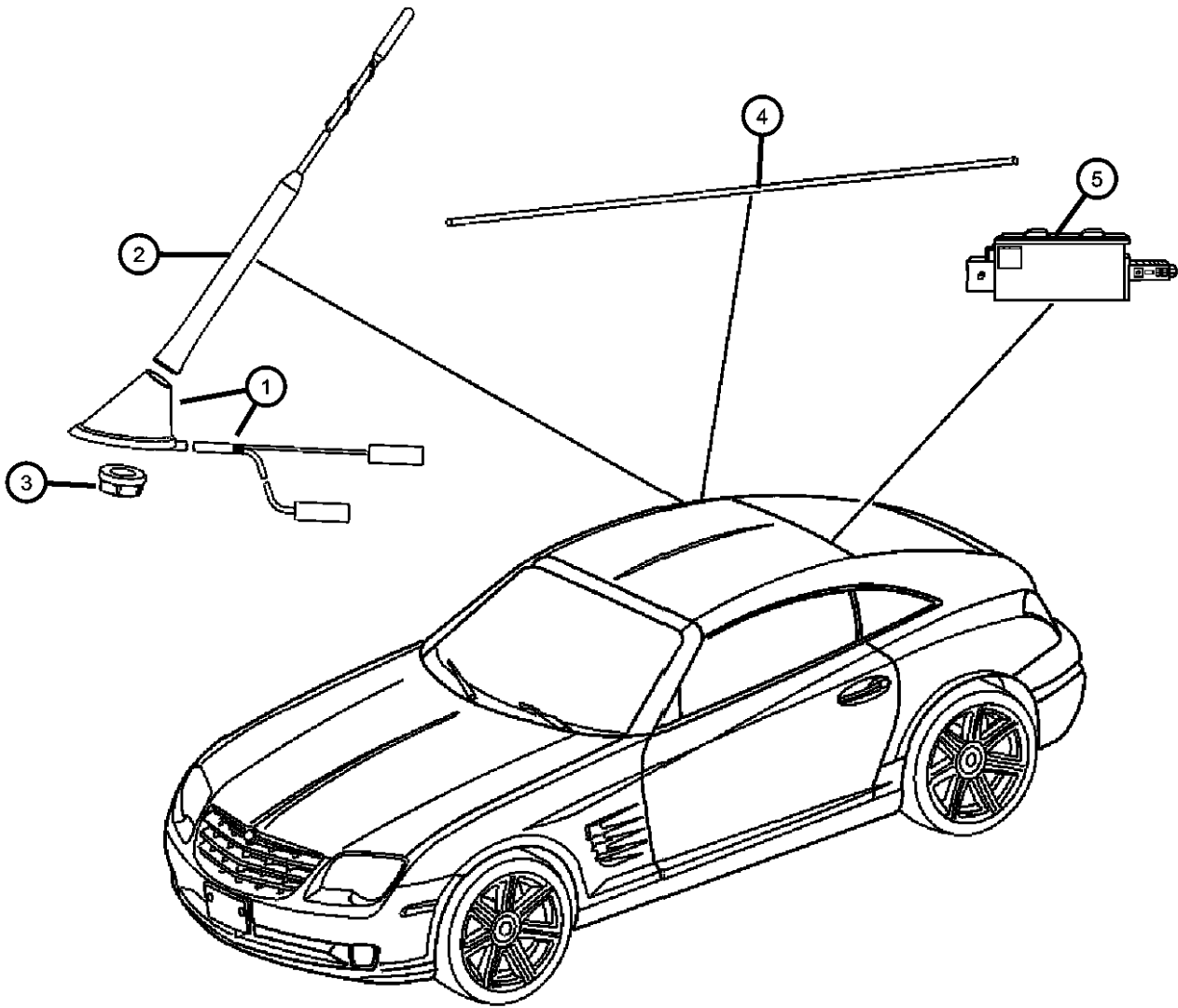
Speakers, Amplifier, and Related Items  
Figure 08A-310

ITEM	PART NUMBER	QTY	LINE	SERIES	BODY	ENGINE	TRANS	TRIM	DESCRIPTION
1	05097992AA	1		S	29				SPEAKER, Door
	05097993AA	1		S	29				Mid Range, Right
2	05098838AA	3		S	29				STUD, Speaker mounting
	05097732AA	3		S	29				SCREW, Door Speaker mounting
4	05097922AA	2		S	29				SPEAKER, Tweeter
5	06507795AA	3		S	29				NUT, M6x1.00
6	05104860AA	1		S	29				AMPLIFIER, Audio
7	06104676AA	1		S	29				SCREW, Amplifier attaching
8									COVER, Speaker Opening
	0YU09XDVAA	1		S	29				Left, Upper
	0YU12XDVAA	1		S	29				Right, Upper
9									COVER, Speaker Opening
	0YU14XDVAA	1		S	29				Right, Lower
	0YU15XDVAA	1		S	29				Left, Lower
-10									SPEAKER, Sub Woofer
	05102804AA	1		S	29				Woofer, Left
	05102806AA	1		S	29				Woofer, Right
-11	05102805AA	1		S	29				GRILLE, SpeakerRear

CROSSFIRE (ZH)				
SERIES	LINE	BODY	ENGINE	TRANSMISSION
P = PREMIUM	C = CHRYSLER	27 = 2-DR CONVERTIBLE	EGX = Engine - 3.2L V6 SOHC 18 Valve	DGJ = Transmission-5-Spd. Automatic,W5A580
S = SPORT	Z = CHRYSLER	29 = SPECIALTY COUPE	EGZ = Engine - 3.2L V6 Supercharged	DED = Transmission - 6-Speed Manual
X = SPECIAL				DGU = Transmission - 5-Spd Automatic

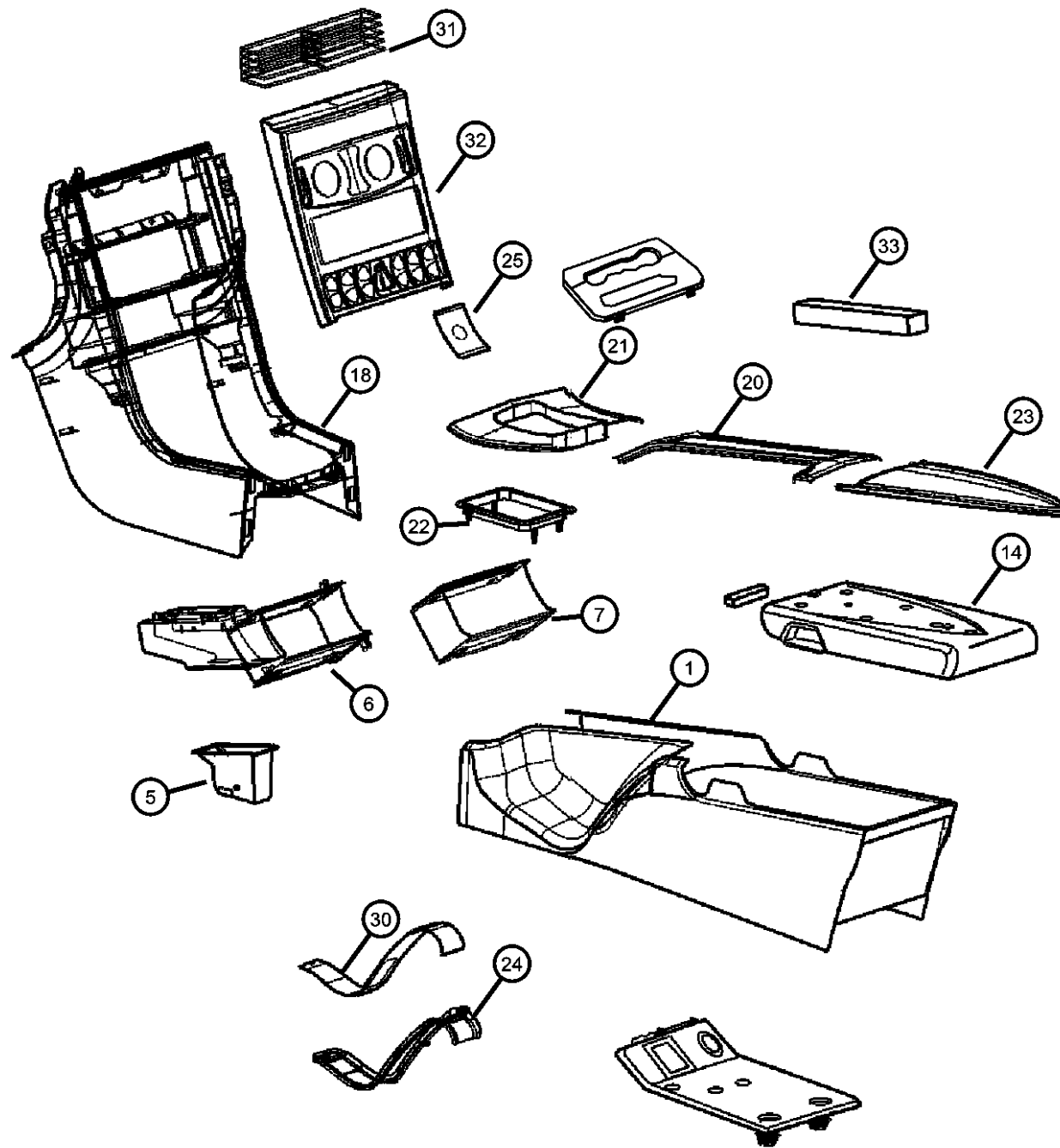
**Antenna**  
**Figure 08A-315**

ITEM	PART NUMBER	QTY	LINE	SERIES	BODY	ENGINE	TRANS	TRIM	DESCRIPTION
1	05139531AA	1		S	29				ANTENNA
2	05104986AA	1		S	29				MAST, Antenna
3	05104986AA	1							PLATE, Retaining, (NOT SERVICED)
4	05104986AA	1							CABLE, Antenna, Serviced in body harness, (NOT SERVICED)
5	05101690AA	1		S	29				AMPLIFIER



<b>CROSSFIRE (ZH)</b>				
SERIES	LINE	BODY	ENGINE	TRANSMISSION
P = PREMIUM	C = CHRYSLER	27 = 2-DR CONVERTIBLE	EGX = Engine - 3.2L V6 SOHC 18 Valve	DGJ = Transmission-5-Spd. Automatic,W5A580
S = SPORT	Z = CHRYSLER	29 = SPECIALTY COUPE	EGZ = Engine - 3.2L V6 Supercharged	DED = Transmission - 6-Speed Manual
X = SPECIAL				DGU = Transmission - 5-Spd Automatic

Console  
Figure 08A-405



ITEM	PART NUMBER	QTY	LINE	SERIES	BODY	ENGINE	TRANS	TRIM	DESCRIPTION
1									HOUSING, Console
	0XZ95ARKAA	1		S	29				[DR]
	0XZ95BD5AA	1		S	29				[DD]
	0XZ95XDVAA	1		S	29				[DV]
-2	05098150AA	1		S	29				LIGHTER
-3	05099288AA	2		S	29				SCREW, Console, Lid hinge attaching
-4	05099949AA	1		S	29				COVER, Parking Brake
5	05098613AA	1		S	29				ASH RECEIVER, Instrument Panel, Contains coin holder
6	05097978AA	1		S	29				HOUSING, Ash Receiver
7	05098657AA	1		S	29				BEZEL, Airbag Disable, Also contains bezel around cigar lighter
-8	05097875AA	4		S	29				SCREW, Console, Outlet attaching
-9	05096969AA	1		S	29				BULB, Instrument Panel
-10	06507795AA	2		S	29				NUT, M6x1.00
-11	05098966AA	1	C	S	29				U-NUT
-12	05096942AA	2		S	29				SCREW
-13	05098846AA	2		S	29				NUT, Spring U Type
14									LID, Center Console Storage
	0YB22ARKAA	1		S	29				Cedar
	0YB22BD5AA	1		S	29				Medium Slate
	0YB22XDVAA	1		S	29				Dark SLate
-15	05097314AA	1		S	29				BRACKET, Floor Console
-16									BRACKET, Floor Console
	05097294AA	1		S	29				Trans Tunnel, Right
	05097295AA	1		S	29				Trans Tunnel, Left
-17	05099163AA	1		S	29				DUCT, Floor Console
18									CONSOLE, Center
	0XZ94ARKAA	1		S	29				[DR], Forward Console
	0XZ94BD5AA	1		S	29				[DD], Forward Console
	0XZ94XDVAA	1		S	29				[DV], Forward Console
-19	05097313AA	1		S	29				BRACKET, Forward Console
20	0YB06XZAAA	1		S	29				BEZEL, Center Console, Middle
21	0YB07XZAAA	1		S	29				BEZEL, Center Console, Front
22	0YB12XZAAA	1		S	29		DGU		BEZEL, Console PRNDL

CROSSFIRE (ZH)

SERIES LINE  
P = PREMIUM C = CHRYSLER  
S = SPORT Z = CHRYSLER  
X = SPECIAL

BODY  
27 = 2-DR CONVERTIBLE  
29 = SPECIALTY COUPE

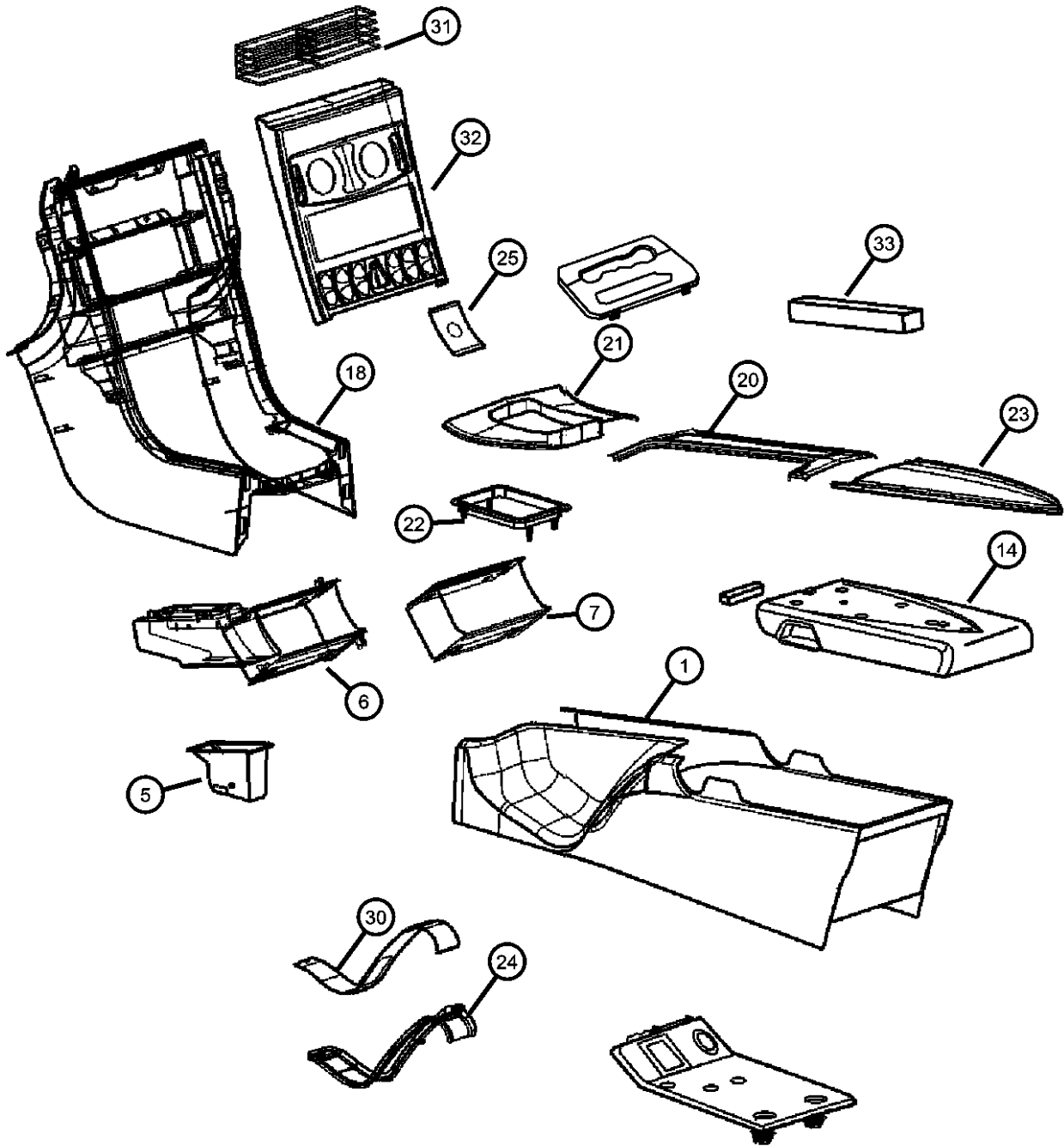
ENGINE  
EGX = Engine - 3.2L V6 SOHC 18 Valve  
EGZ = Engine - 3.2L V6 Supercharged

TRANSMISSION  
DGJ = Transmission-5-Spd. Automatic, W5A580  
DED = Transmission - 6-Speed Manual  
DGU = Transmission - 5-Spd Automatic

AR = use ase required - = Non illustrated part

2004 ZH

**Console**  
**Figure 08A-405**



ITEM	PART NUMBER	QTY	LINE	SERIES	BODY	ENGINE	TRANS	TRIM	DESCRIPTION
23	0YB09XZAAA	1		S	29				BEZEL, Floor Console, Console Lid
24	05096706AA	1		S	29				BEZEL, Park Brake Opening
25	0YB18XZAAA	1		S	29				BEZEL, Airbag Disable
-26	05097513AA	1		S	29				LAMP, Child seat indicator
-27	05101313AA	1		S	29		DGU		BEZEL, Floor Console
-28	05099895AA	1		S	29				COVER, Floor Shifter
-29	05098355AA	3		S	29				BOLT, Shifter Cover
30	05099949AA	1		S	29				COVER, Parking Brake
31									OUTLET, Air Conditioning & Heater
	0YA46ARKAA	1		S	29				[DR]
	0YA46BD5AA	1		S	29				[DD]
	0YA46XDVAA	1		S	29				[DV]
32	0YB08XZAAA	1		S	29				BEZEL, Instrument Panel, Center
33	0ZC59XZAAA	1		S	29				CUPHOLDER, Console Mounted

<b>CROSSFIRE (ZH)</b>				
SERIES	LINE	BODY	ENGINE	TRANSMISSION
P = PREMIUM	C = CHRYSLER	27 = 2-DR CONVERTIBLE	EGX = Engine - 3.2L V6 SOHC 18 Valve	DGJ = Transmission-5-Spd. Automatic,W5A580
S = SPORT	Z = CHRYSLER	29 = SPECIALTY COUPE	EGZ = Engine - 3.2L V6 Supercharged	DED = Transmission - 6-Speed Manual
X = SPECIAL				DGU = Transmission - 5-Spd Automatic

Group - 9

Engine Mounting

Group - 9 Engine Mounting

Illustration Title

Group-Fig. No.

Engine Mounting

Engine Mounting .....

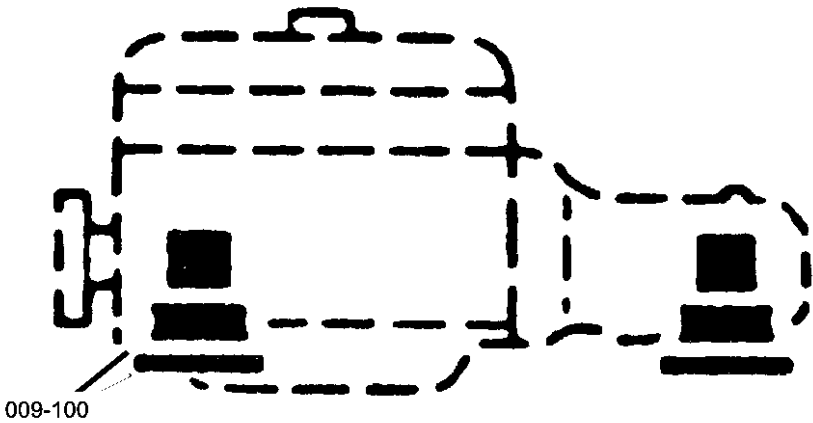
Rear Transmission Mount .....

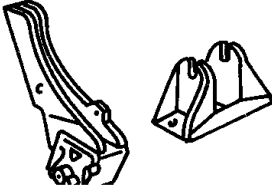
Rear Transmission Mount .....

Fig. 9 - 110

Fig. 9 - 120

Fig. 9 - 130



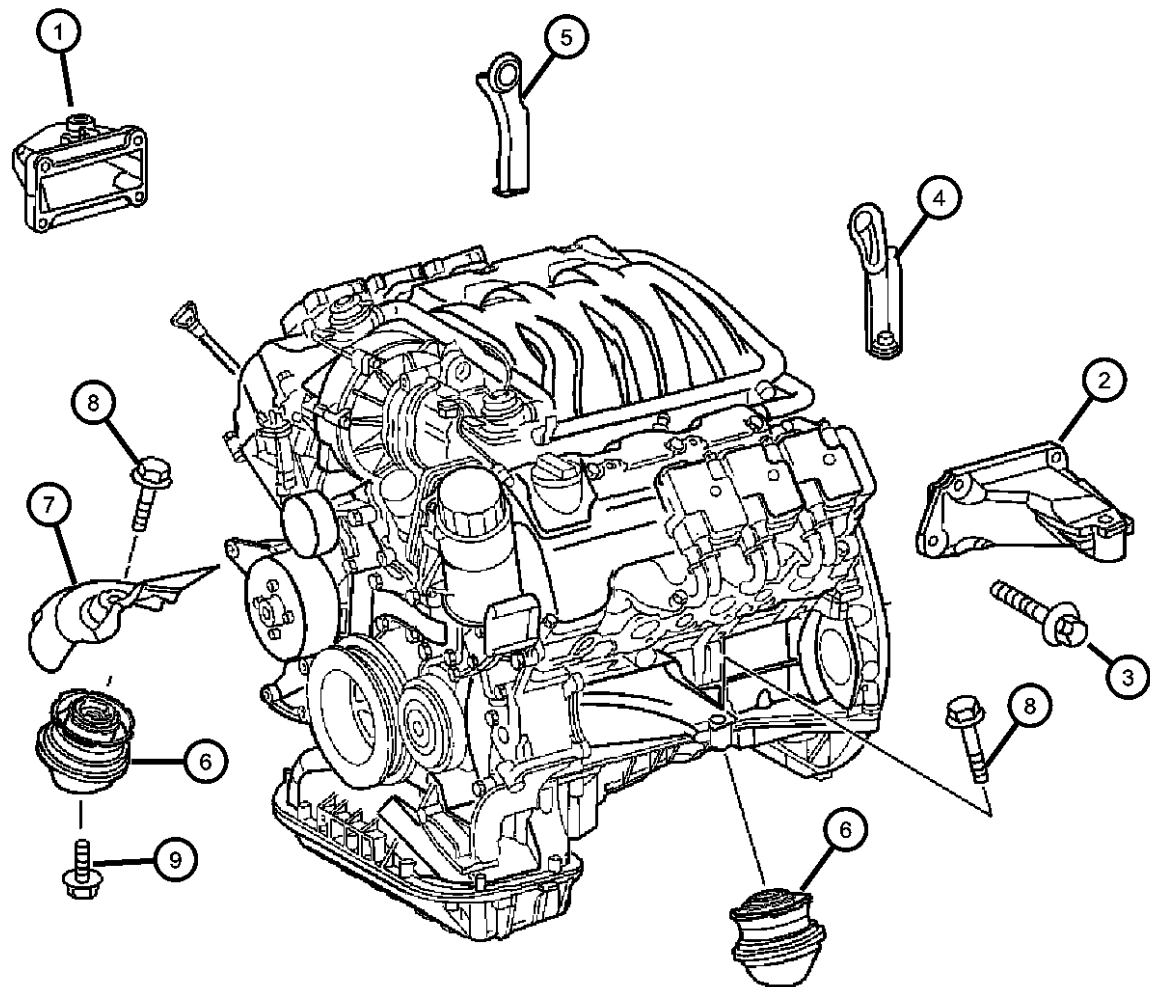
<div><div>009-100</div><div>Engine Mounting</div><div></div></div>			
--	--	--	--

Engine Mounting  
Figure 9-110

ITEM	PART NUMBER	QTY	LINE	SERIES	BODY	ENGINE	TRANS	TRIM	DESCRIPTION
------	-------------	-----	------	--------	------	--------	-------	------	-------------

NOTE:  
Sales Codes:  
[EGX]=3.2L V6 SOHC 18V Engine

1	05098433AA	1				EGX			BRACKET, Engine MountRight
2	05098434AA	1				EGX			BRACKET, Engine MountLeft
3	06507468AA	4				EGX			SCREW
4	05097162AA	1				EGX			BRACKET, Engine LiftLeft
5	05097163AA	1				EGX			BRACKET, Engine LiftRight
6	05098310AA	2							CUSHION, Engine Support
7									SHIELD, Engine Mount
	05098487AA	1							Left
	05098488AA	1							Right
8	05097003AA	2							SCREW
9	05097582AA	2							SCREW



CROSSFIRE (ZH)				
SERIES	LINE	BODY	ENGINE	TRANSMISSION
P = PREMIUM	C = CHRYSLER	27 = 2-DR CONVERTIBLE	EGX = Engine - 3.2L V6 SOHC 18 Valve	DGJ = Transmission-5-Spd. Automatic,W5A580
S = SPORT	Z = CHRYSLER	29 = SPECIALTY COUPE	EGZ = Engine - 3.2L V6 Supercharged	DED = Transmission - 6-Speed Manual
X = SPECIAL				DGU = Transmission - 5-Spd Automatic

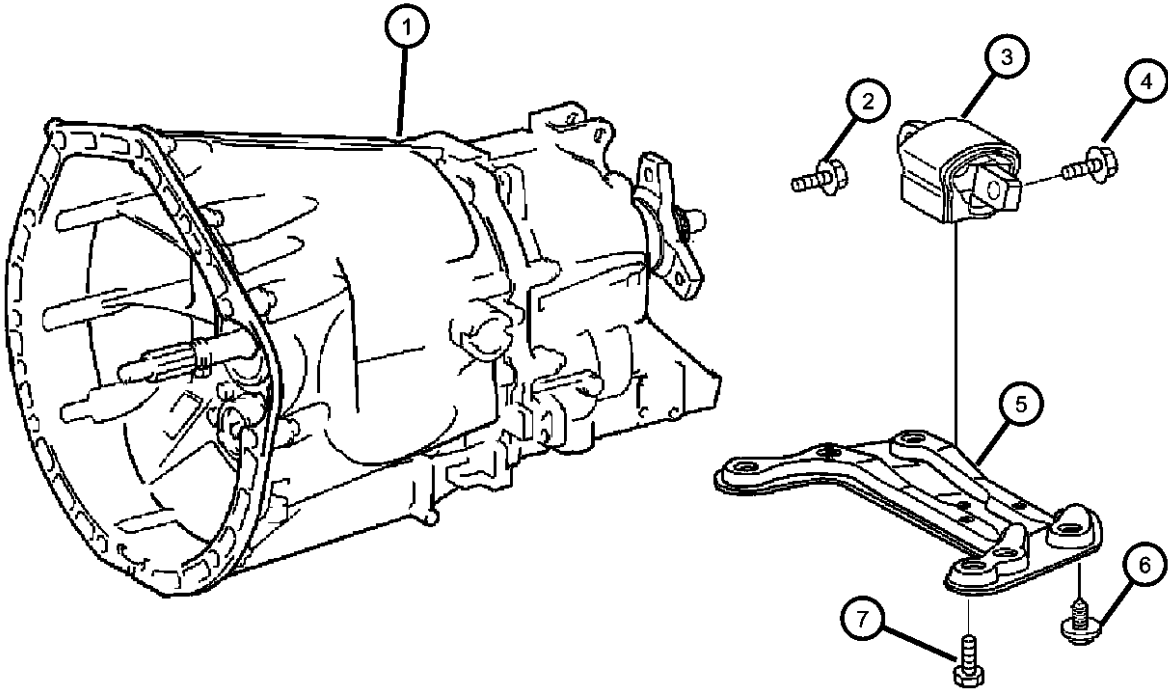
AR = use ase required - = Non illustrated part

Rear Transmission Mount  
Figure 9-120

ITEM	PART NUMBER	QTY	LINE	SERIES	BODY	ENGINE	TRANS	TRIM	DESCRIPTION
------	----------------	-----	------	--------	------	--------	-------	------	-------------

NOTE:  
Sales Codes:  
[DED]=5 Speed Manual Transmission - [NSG270]  
[EGX]=3.2L V6 SOHC 18 Valve Engine

1	05097582AA	2							TRANSMISSION, 6 speed, See Manual Transmission Group, (NOT SERVICED)
2	06507468AA	4				EGX			SCREW
3	05101457AA	1							SUPPORT, Transmission
4	05096990AA	2							SCREW
5	05097243AA	1					DED		CROSSMEMBER, Transmission
6	05097858AA	6							BOLT, Hex Head
7	05096987AA	2							BOLT, Hex Head



CROSSFIRE (ZH)				
SERIES	LINE	BODY	ENGINE	TRANSMISSION
P = PREMIUM	C = CHRYSLER	27 = 2-DR CONVERTIBLE	EGX = Engine - 3.2L V6 SOHC 18 Valve	DGJ = Transmission-5-Spd. Automatic,W5A580
S = SPORT	Z = CHRYSLER	29 = SPECIALTY COUPE	EGZ = Engine - 3.2L V6 Supercharged	DED = Transmission - 6-Speed Manual
X = SPECIAL				DGU = Transmission - 5-Spd Automatic

AR = use ase required - = Non illustrated part

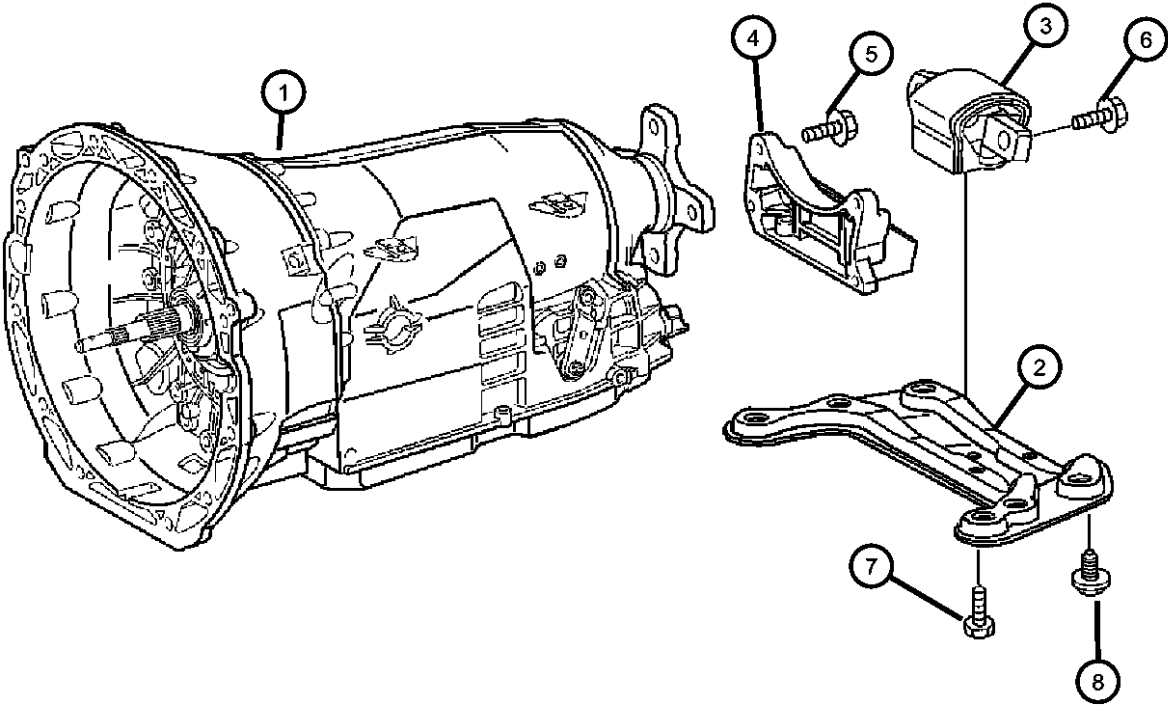


Rear Transmission Mount  
Figure 9-130

ITEM	PART NUMBER	QTY	LINE	SERIES	BODY	ENGINE	TRANS	TRIM	DESCRIPTION
------	-------------	-----	------	--------	------	--------	-------	------	-------------

NOTE:  
Sales Codes:  
[DGU]=5 Speed Automatic Transmission - [NAG1] - [W5A330]

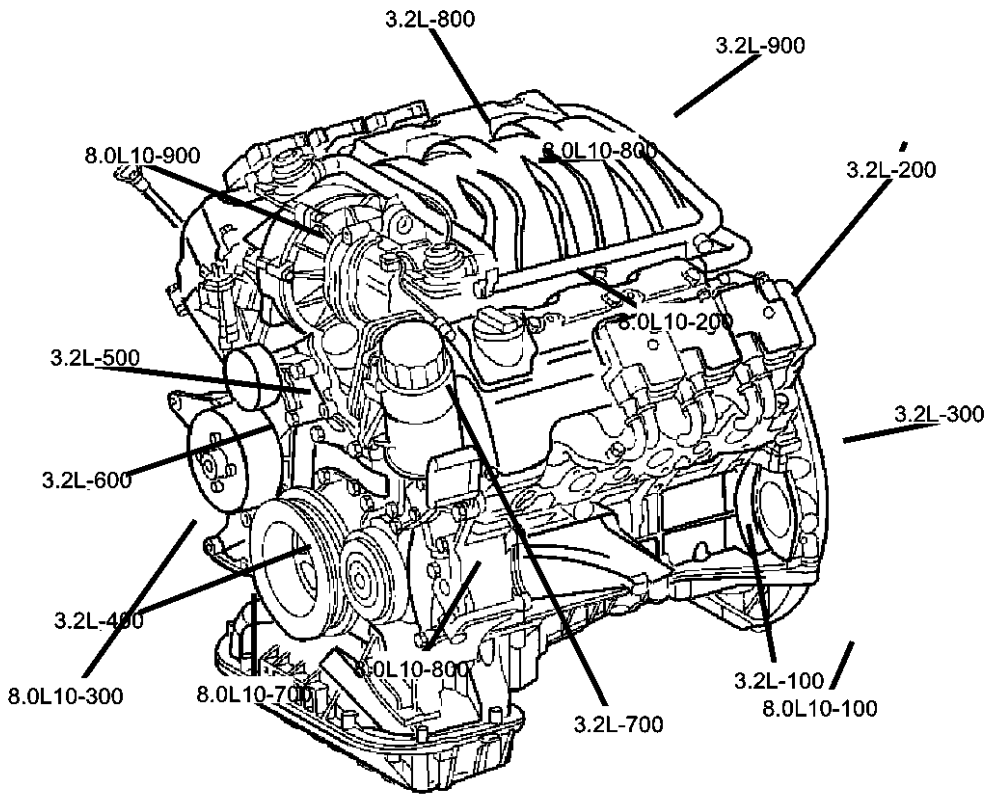
1	05096987AA	2							TRANSMISSION, Automatic, See Automatic Transmission Group, (NOT SERVICED)
2	05097244AA	1					DGU		CROSSMEMBER, Transmission
3	05101457AA	1							SUPPORT, Transmission
4	05104827AA	1					DGU		BRACKET
5	06507468AA	4				EGX			SCREW
6	05096990AA	2							SCREW
7	05096987AA	2							BOLT, Hex Head
8	05097858AA	6							BOLT, Hex Head



CROSSFIRE (ZH)				
SERIES	LINE	BODY	ENGINE	TRANSMISSION
P = PREMIUM	C = CHRYSLER	27 = 2-DR CONVERTIBLE	EGX = Engine - 3.2L V6 SOHC 18 Valve	DGJ = Transmission-5-Spd. Automatic,W5A580
S = SPORT	Z = CHRYSLER	29 = SPECIALTY COUPE	EGZ = Engine - 3.2L V6 Supercharged	DED = Transmission - 6-Speed Manual
X = SPECIAL				DGU = Transmission - 5-Spd Automatic

# Group - 3.2L

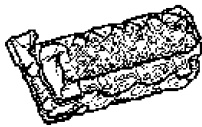
## Engine 3.2L Single Over Head Cam 18 Valve V-6 [EGX]



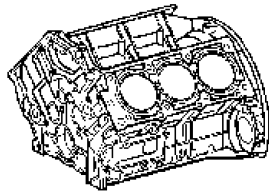
### 3.2L-100 Engine Identification

X Model Year	X Manufacturing Plant	XXXXX Component Code/Usage	XXXX Month/Day	XXXXXXXX Serial Code
Last digit of model year	Satiko S Tronton T Tokuo K	Engine 3.2L - 3.8L Usage Pass Car PC Truck T		Last 8 Digits of VIN


### 3.2L-200 Cylinder Head



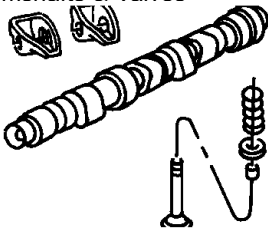
### 3.2L-300 Cylinder Block



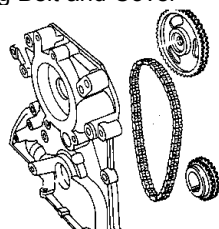
### 3.2L-400 Crankshaft, Piston and Torque Converter



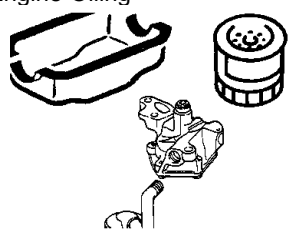
### 3.2L-500 Camshafts & Valves



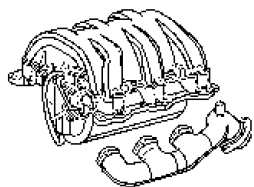
### 3.2L-600 Timing Belt and Cover



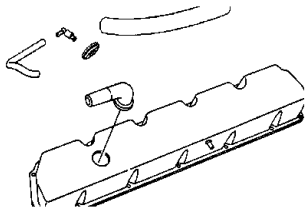
### 3.2L-700 Engine Oiling



### 3.2L-800 Manifolds

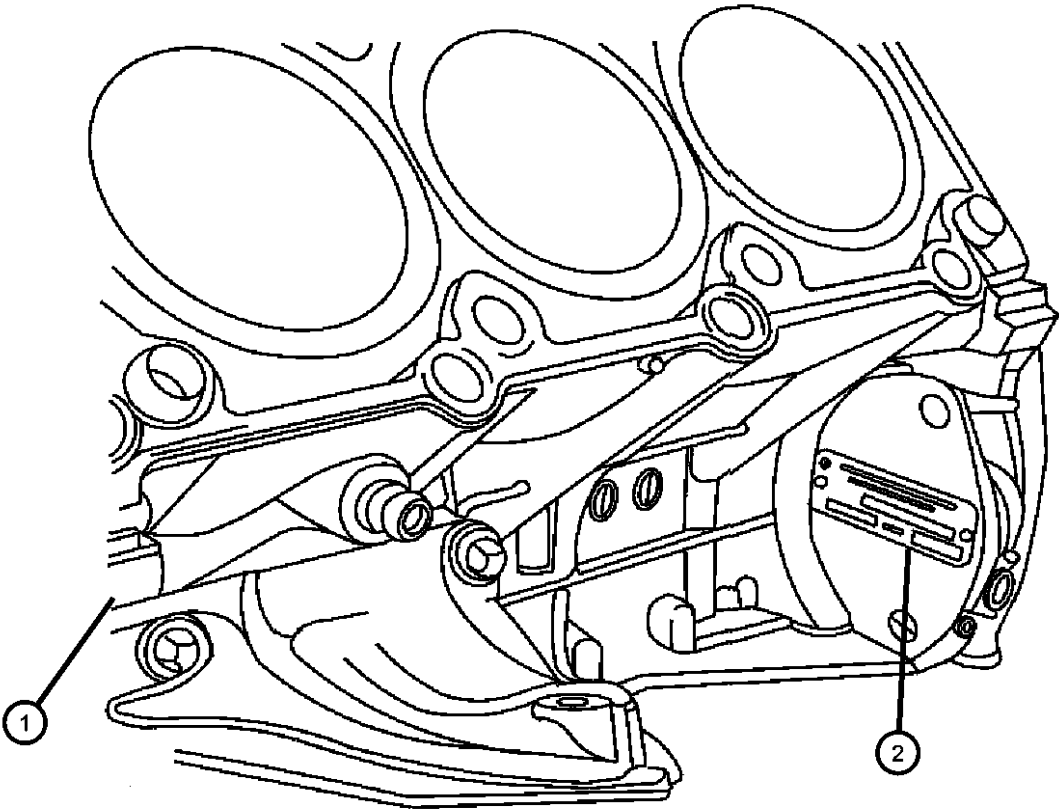


### 3.2L-900 Crankcase Ventilation



Group - 3.2L Engine 3.2L Single Over Head Cam 18 Valve V-6 [EGX]	
Illustration Title	Group-Fig. No.
<b>Engine Identification</b>	
Engine Assemblies and Engine I.D. Location .....	Fig. 3.2L - 110
<b>Cylinder Head</b>	
Cylinder Head .....	Fig. 3.2L - 210
<b>Cylinder Block</b>	
Cylinder Block .....	Fig. 3.2L - 310
<b>Crankshaft, Piston and Torque Converter</b>	
Crankshaft, Pistons and Bearings .....	Fig. 3.2L - 410
<b>Camshafts &amp; Valves</b>	
Camshaft & Valves .....	Fig. 3.2L - 510
<b>Timing Belt and Cover</b>	
Timing Cover & Related .....	Fig. 3.2L - 610
Timing Chain & Related Parts .....	Fig. 3.2L - 620
<b>Engine Oiling</b>	
Engine Oiling .....	Fig. 3.2L - 710
<b>Manifolds</b>	
Intake & Exhaust Manifolds .....	Fig. 3.2L - 810
<b>Crankcase Ventilation</b>	
Shut-Off Valves & Related Parts .....	Fig. 3.2L - 910
Part Load, Crankcase Ventilation .....	Fig. 3.2L - 920

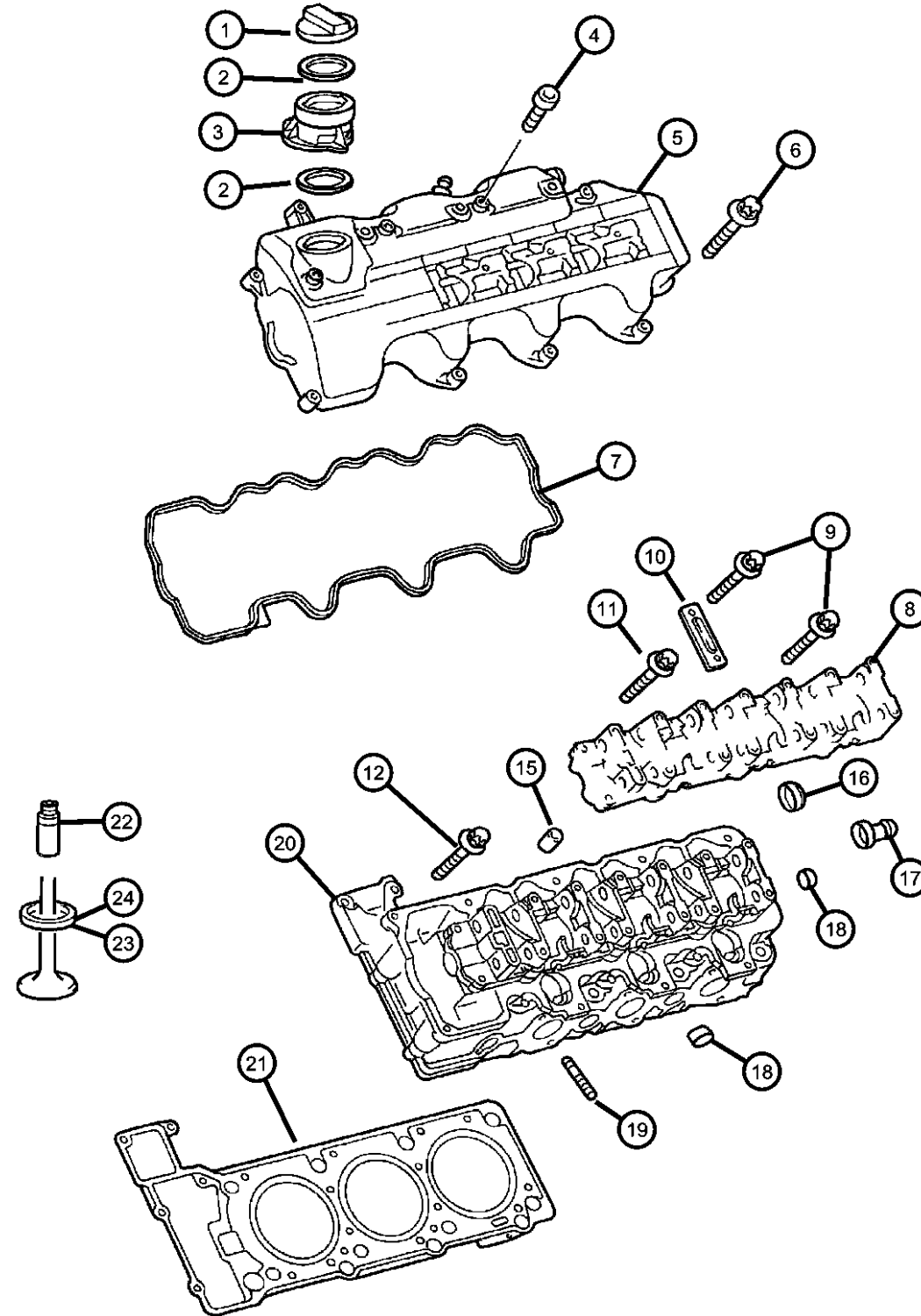
Engine Assemblies and Engine I.D. Location  
Figure 3.2L-110



ITEM	PART NUMBER	QTY	LINE	SERIES	BODY	ENGINE	TRANS	TRIM	DESCRIPTION
NOTE: Sales Codes: [DED]=6 Speed Manual Transmission [DGU]=5 Speed Automatic Transmission [EGX]3.2L V-6 SOHC 18 V Engine									
1									ENGINE, Complete
	05096471AA	1	Z			EGX	DGU		
	05097777AA	1	Z			EGX	DED		
	05097778AA	1	C			EGX	DED		
	05097779AA	1	C			EGX	DGU		
2	05097779AA	1							LABEL, Engine Identification, (NOT SERVICED)

CROSSFIRE (ZH)				
SERIES	LINE	BODY	ENGINE	TRANSMISSION
P = PREMIUM	C = CHRYSLER	27 = 2-DR CONVERTIBLE	EGX = Engine - 3.2L V6 SOHC 18 Valve	DGJ = Transmission-5-Spd. Automatic,W5A580
S = SPORT	Z = CHRYSLER	29 = SPECIALTY COUPE	EGZ = Engine - 3.2L V6 Supercharged	DED = Transmission - 6-Speed Manual
X = SPECIAL				DGU = Transmission - 5-Spd Automatic

# Cylinder Head Figure 3.2L-210



Note:

Sales Codes;

[EGX]=3.2L V-6 SOHC 18 Valve Engine

ITEM	PART NUMBER	QTY	LINE	SERIES	BODY	ENGINE	TRANS	TRIM	DESCRIPTION
1	05080172AB	1	C			EGX			CAP, Oil Filler
2	05080088AA	1				EGX			GASKET, Oil Filler Cap
3	05098419AA	1				EGX			TUBE, Oil Filler
4									SCREW
	05102924AA	3				EGX			Left Valve Cover
		2				EGX			Right Valve Cover
5									COVER, Cylinder Head
	05096479AA	1				EGX			Right
	05096480AA	1				EGX			Left
6									SCREW, Hex Head
	05097729AA	6				EGX			Left Valve Cover
		7				EGX			Right Valve Cover
	05097730AA	3				EGX			Left Valve Cover
		2				EGX			Right Valve Cover
7									GASKET, Rocker Cover
	05097104AA	1				EGX			Left
	05097105AA	1				EGX			Right
8									HOUSING, Camshaft Bearing
	05101202AA	1				EGX			Left
	05101203AA	1				EGX			Right
9	05097837AA	12				EGX			BOLT, Hex Head
10	05098909AA	1				EGX			PLATE, Camshaft Bearing [#1] Front, Left & Right
11	05097746AA	4				EGX			BOLT, Hex Head
12	05097834AA	16				EGX			BOLT, Cylinder Head, Cylinder Head To Block
-13	06104029AA	2				EGX			BOLT, Cylinder Head To Block [M 8x50]
-14	06104025AA	8				EGX			SCREW, Cylinder Head To Block [M 8x30]
15	05102923AA	4				EGX			PIN, Dowel, Camshaft Bearing To Head
16	05098818AA	1				EGX			PLUG, ExpansionCylinder Head, Right, Rear
17	05101212AA	1				EGX			CONNECTOR

## CROSSFIRE (ZH)

SERIES LINE  
P = PREMIUM C = CHRYSLER  
S = SPORT Z = CHRYSLER  
X = SPECIAL

BODY  
27 = 2-DR CONVERTIBLE  
29 = SPECIALTY COUPE

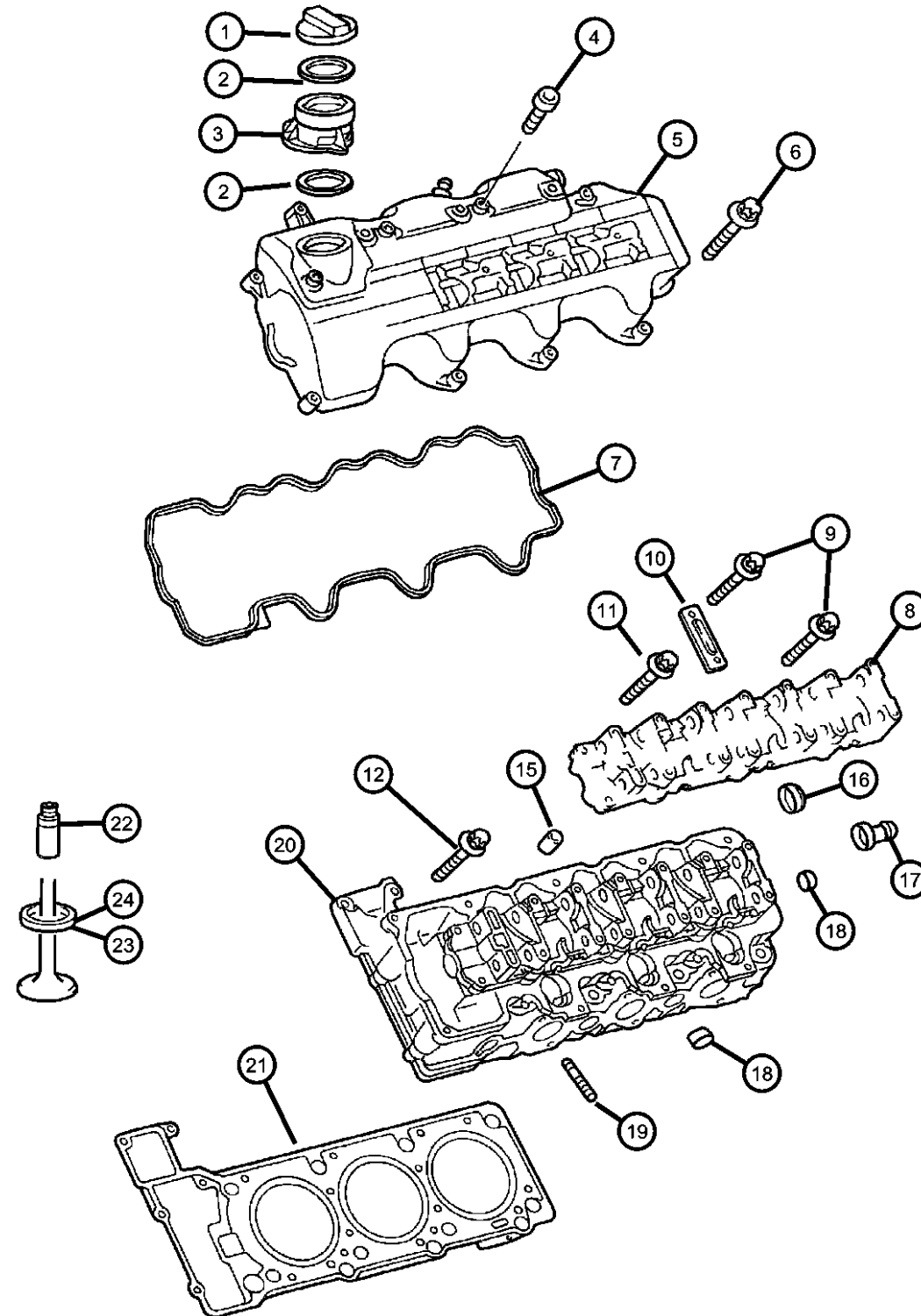
ENGINE  
EGX = Engine - 3.2L V6 SOHC  
18 Valve  
EGZ = Engine - 3.2L V6  
Supercharged

TRANSMISSION  
DGJ = Transmission-5-Spd.  
Automatic,W5A580  
DED = Transmission - 6-Speed  
Manual  
DGU = Transmission - 5-Spd  
Automatic

AR = use ase required - = Non illustrated part

2004 ZH

# Cylinder Head Figure 3.2L-210



ITEM	PART NUMBER	QTY	LINE	SERIES	BODY	ENGINE	TRANS	TRIM	DESCRIPTION
18	05096932AA	2				EGX			PLUG, Expansion Plug Core Holes
	05098817AA	2				EGX			Plug Air-Injection Bore
19	05099276AA	6				EGX			STUD
20	05096475AA	1				EGX			HEAD, Cylinder Left
	05096476AA	1				EGX			Right
21	05096482AA	1				EGX			GASKET, Head Left
	05096483AA	1				EGX			Right
22	05101538AA	18				EGX			GUIDE, Valve Repair I
	05101539AA	18				EGX			Repair II
23	05097171AA	12				EGX			SEAT, Intake Valve Standard
	05097172AA	12				EGX			Repair
24	05097839AA	6				EGX			SEAT, Exhaust Valve Standard
	05097840AA	6				EGX			Repair

## CROSSFIRE (ZH)

SERIES LINE  
P = PREMIUM C = CHRYSLER  
S = SPORT Z = CHRYSLER  
X = SPECIAL

BODY  
27 = 2-DR CONVERTIBLE  
29 = SPECIALTY COUPE

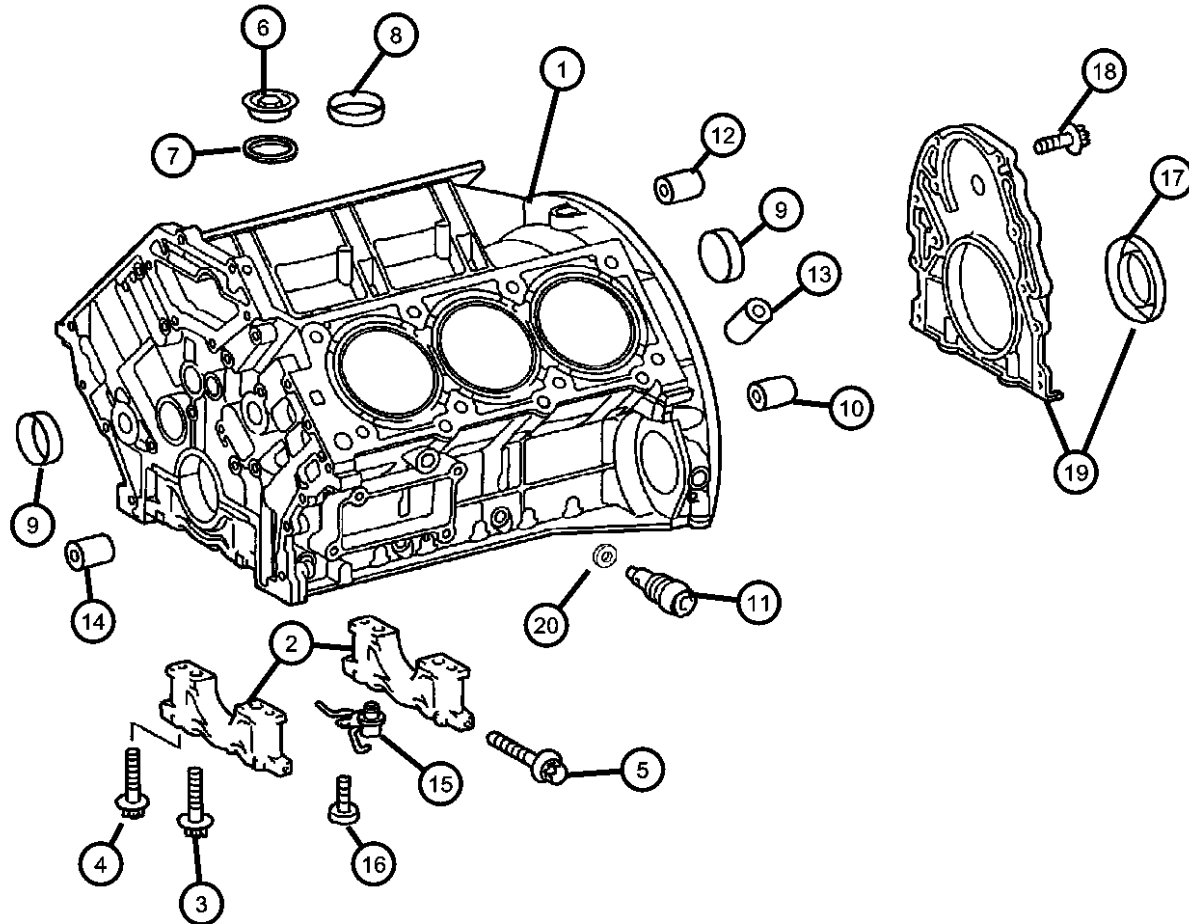
ENGINE  
EGX = Engine - 3.2L V6 SOHC  
18 Valve  
EGZ = Engine - 3.2L V6  
Supercharged

TRANSMISSION  
DGJ = Transmission-5-Spd.  
Automatic, W5A580  
DED = Transmission - 6-Speed  
Manual  
DGU = Transmission - 5-Spd  
Automatic

AR = use ase required - = Non illustrated part

2004 ZH

# Cylinder Block Figure 3.2L-310



Note:

Short Block Is Not Serviced, Must Order Complete Engine Or Engine Block.

Engine Block Only Includes Pistons. Crankshaft, Bearings And Other Related Parts Are Serviced Individually Or With Complete Engine  
Upper And Lower Gasket Packages Are Not Serviced Must Order Individual Parts

Sales Codes;

[EGX] = 3.2L V-6 SOHC 18 Valve Engine

ITEM	PART NUMBER	QTY	LINE	SERIES	BODY	ENGINE	TRANS	TRIM	DESCRIPTION
1									BLOCK, Engine cylinder, With fitted pistons, See Note:
	05102902AA	1	C			EGX			
	05127394AA								Mopar 0W-40 Mobil 1 Engine Oil
	05104779AA	1	Z			EGX			
	05127394AA								Mopar 0W-40 Mobil 1 Engine Oil
2	05104779AA	1							CAP, Serviced With # 1, (NOT SERVICED)
3	05096962AA	8				EGX			BOLT, Main Bearing Cap, [M10x90]
4	05096961AA	8				EGX			BOLT, Main Bearing Cap, [M8x75]
5	05098813AA	4				EGX			BOLT, Main Bearing Cap
6	05073837AA	1				EGX			PLUG, Screw, Cylinder Block
7	05101157AA	1				EGX			O RING
8	05073860AA	2				EGX			PLUG, Expansion
9	05098815AA	2				EGX			PLUG
10	05099279AA	2				EGX			PIN, Roll
11	05097164AA	2				EGX			PLUG, Drain
12	05097167AA	2				EGX			PIN, Dowel, Block To Transmission
13	05097166AA	4				EGX			PIN, Dowel, Block To Cylinder Head
14	05097092AA	2				EGX			PIN, Dowel, Block To Timing Cover
15	05098179AA	3				EGX			JET, Piston Oil Cooler
16	05098435AA	3				EGX			BOLT
17	05099347AA	1				EGX			SEAL, Rear Main Crankshaft
18	06507443AA	11				EGX			SCREW
19	05098418AA	1				EGX			RETAINER, Crankshaft Rear Oil Seal
20	05098436AA	2				EGX			O RING
-21	05099809AA	1				EGX			HEATER, Engine Block
-22	05161811AA	1				EGX	DED, DGU		CORD, Engine Block Heater

## CROSSFIRE (ZH)

SERIES LINE  
P = PREMIUM C = CHRYSLER  
S = SPORT Z = CHRYSLER  
X = SPECIAL

BODY  
27 = 2-DR CONVERTIBLE  
29 = SPECIALTY COUPE

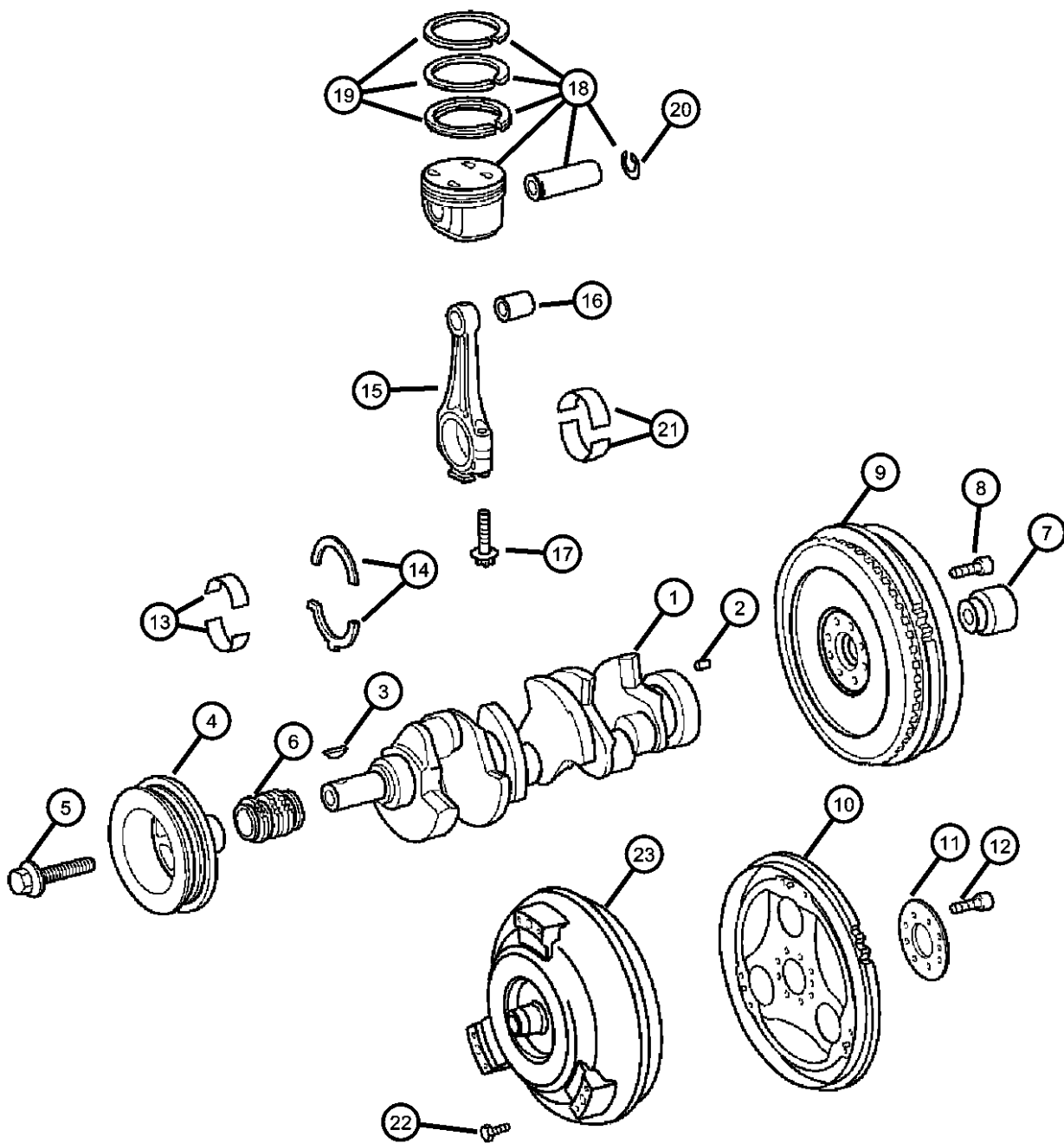
ENGINE  
EGX = Engine - 3.2L V6 SOHC 18 Valve  
EGZ = Engine - 3.2L V6 Supercharged

TRANSMISSION  
DGJ = Transmission-5-Spd. Automatic, W5A580  
DED = Transmission - 6-Speed Manual  
DGU = Transmission - 5-Spd Automatic

AR = use ase required - = Non illustrated part

2004 ZH

Crankshaft, Pistons and Bearings  
Figure 3.2L-410



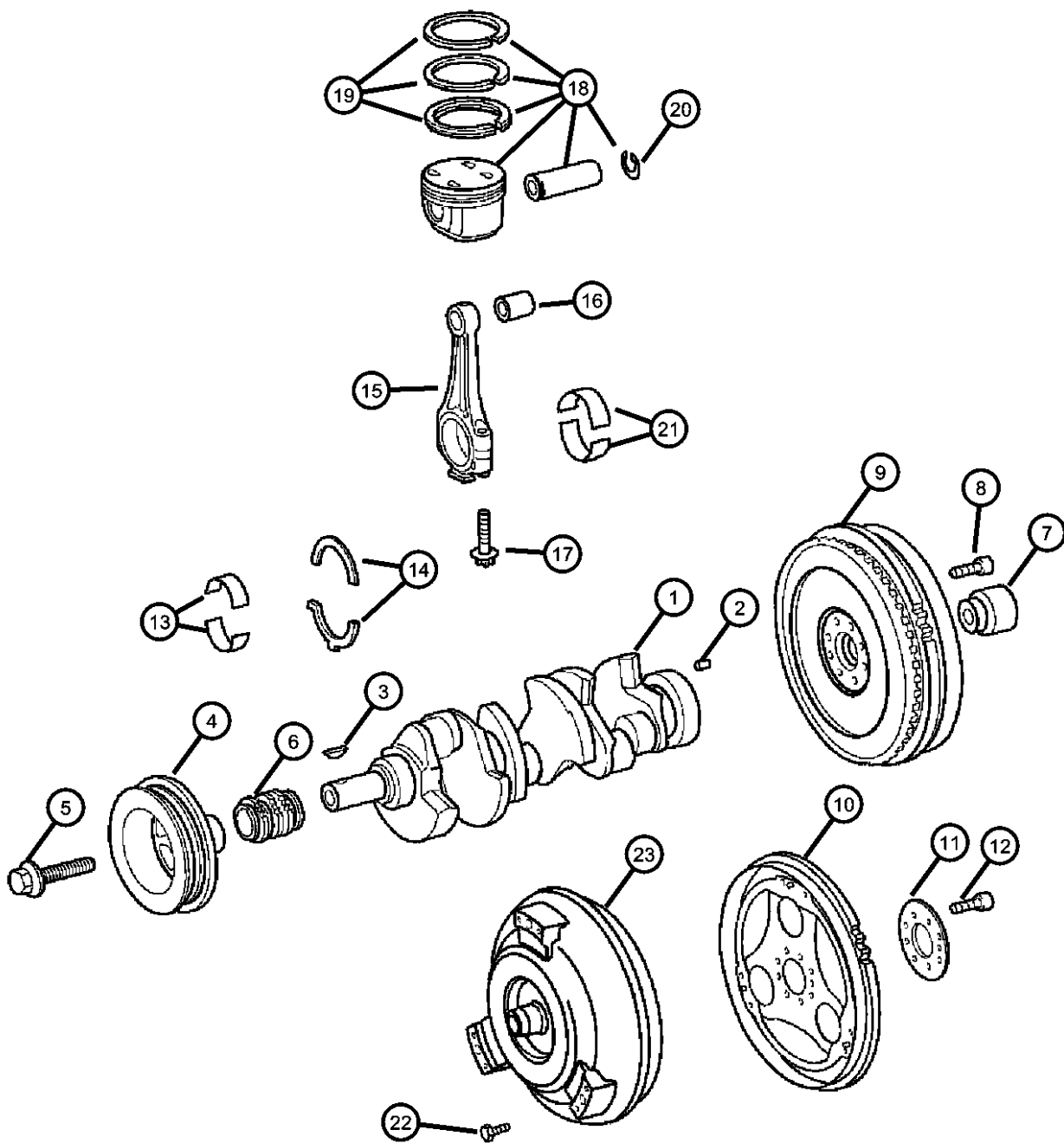
ITEM	PART NUMBER	QTY	LINE	SERIES	BODY	ENGINE	TRANS	TRIM	DESCRIPTION
Note: Sales Codes; [EGX]=3.2L V-6 SOHC 18 Valve Engine									
1									CRANKSHAFT
	05097107AA	1				EGX			Up to 2-04-2004
	05159230AA	1				EGX	DED, DGU		After 2-04-2004
2	05080024AA	1				EGX			DOWEL
3	05101484AA	1				EGX			KEY, Woodruff
4	05096492AA	1				EGX			DAMPER, Crankshaft
5	05098411AA	1				EGX			BOLT, Hex Head
6	05098178AA	1				EGX			SPROCKET, Crankshaft
7	05127511AA	1				EGX	DED		BEARING, Pilot
8	05097751AA	8				EGX	DED		BOLT, Flywheel
9									FLYWHEEL
	05098905AA	1				EGX	DED		Up to 2-04-2004
	05135807AA	1				EGX	DED		After 2-04-2004
10									PLATE, Drive Plate
	05098093AA	1				EGX	DGU		Up To 2-04-2004
	05139839AA	1				EGX			After 2-04-2004
11	05099315AA	1				EGX	DGU		PLATE, Drive Plate Backing
12	05097750AA	6				EGX	DGU		BOLT, Drive Plate and Flywheel
13									BEARING KIT, Crankshaft
	05102911AA	4				EGX			Repair Size [1] [63.80 MM]
	05174344AA	AR				EGX			Blue - 1 Dot, Standard
	05174345AA	AR				EGX			Yellow - 2 Dots, Standard
	05174346AA	AR				EGX			Red - 3 Dots, Standard
14									BEARING KIT, Crankshaft
	05102912AA	2				EGX			Standard Size [2.65 MM], Thrust
	05102913AA	2				EGX			Repair Size [1] [2.85 MM], Thrust
15	05096538AA	6				EGX			ROD, Connecting
16	05096498AA	6				EGX			BUSHING, Connecting Rod
17	05073698AA	12				EGX			BOLT, Connecting Rod
18									PISTON
	05099846AA	6				EGX			Standard Size [89.90 MM]

CROSSFIRE (ZH)		BODY		ENGINE	TRANSMISSION
SERIES	LINE				
P = PREMIUM	C = CHRYSLER	27 = 2-DR CONVERTIBLE		EGX = Engine - 3.2L V6 SOHC 18 Valve	DGJ = Transmission-5-Spd. Automatic,W5A580
S = SPORT	Z = CHRYSLER	29 = SPECIALTY COUPE		EGZ = Engine - 3.2L V6 Supercharged	DED = Transmission - 6-Speed Manual
X = SPECIAL					DGU = Transmission - 5-Spd Automatic

AR = use ase required - = Non illustrated part



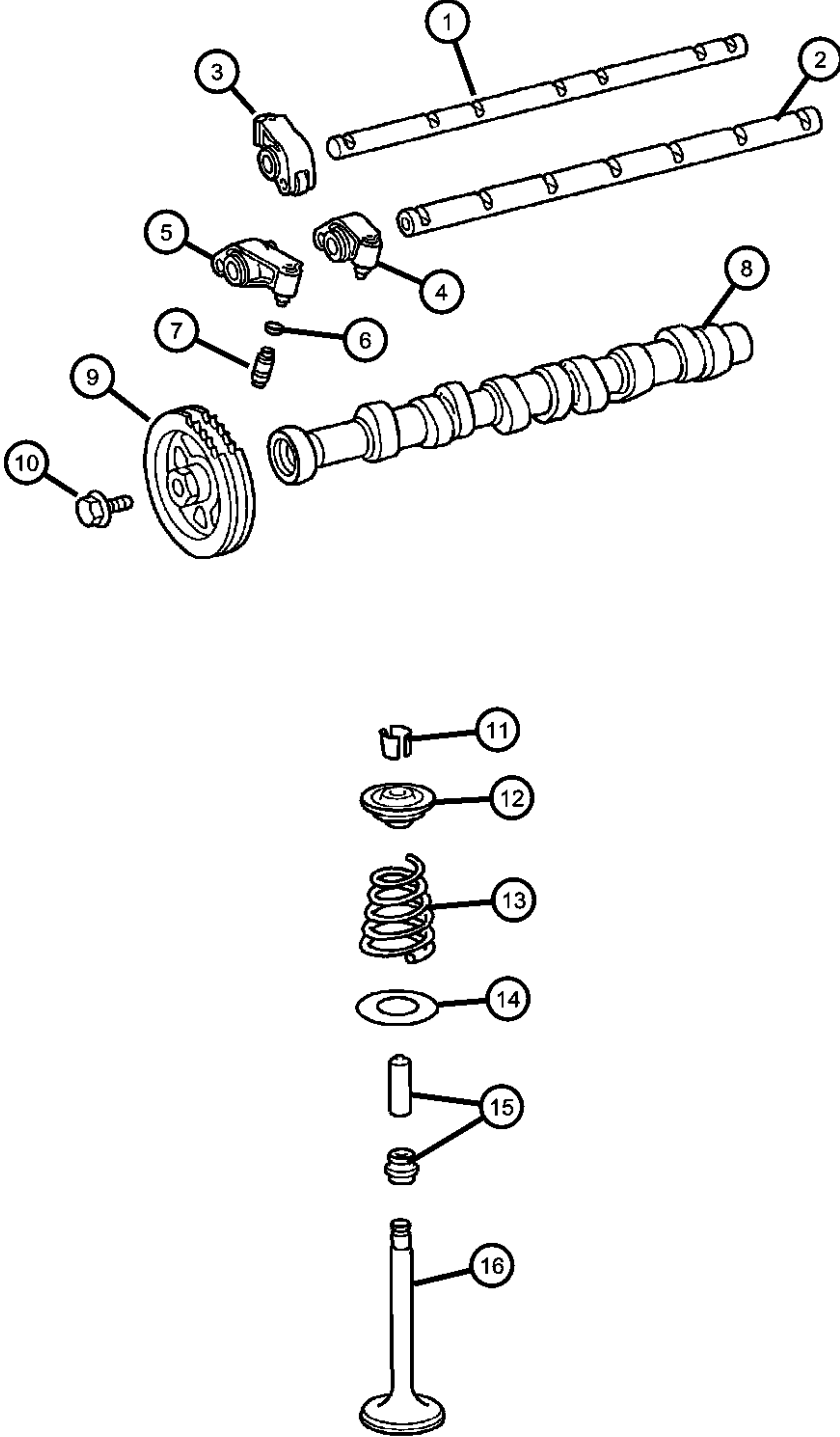
Crankshaft, Pistons and Bearings  
Figure 3.2L-410



ITEM	PART NUMBER	QTY	LINE	SERIES	BODY	ENGINE	TRANS	TRIM	DESCRIPTION
19	05102908AA	6				EGX			Repair Size [1] [90.15 MM]
	05102917AA	6				EGX			RING KIT, Piston
	05102922AA	6				EGX			Standard
20	05098880AA	6				EGX			Repair Size [1]
21									RING
	05102914AA	6				EGX, EGZ	DED, DGJ, DGU		BEARING KIT, Connecting Rod
	05102916AA	6				EGX			Standard Size [52.00 MM]
22	06507095AA	6					DGU		Repair Size [1] [51.80 MM]
23	05098047AA	1					DGU		SCREW
									CONVERTER, Torque

CROSSFIRE (ZH)				
SERIES	LINE	BODY	ENGINE	TRANSMISSION
P = PREMIUM	C = CHRYSLER	27 = 2-DR CONVERTIBLE	EGX = Engine - 3.2L V6 SOHC	DGJ = Transmission-5-Spd.
S = SPORT	Z = CHRYSLER	29 = SPECIALTY COUPE	18 Valve	Automatic,W5A580
X = SPECIAL			EGZ = Engine - 3.2L V6	DED = Transmission - 6-Speed
			Supercharged	Manual
				DGU = Transmission - 5-Spd
				Automatic

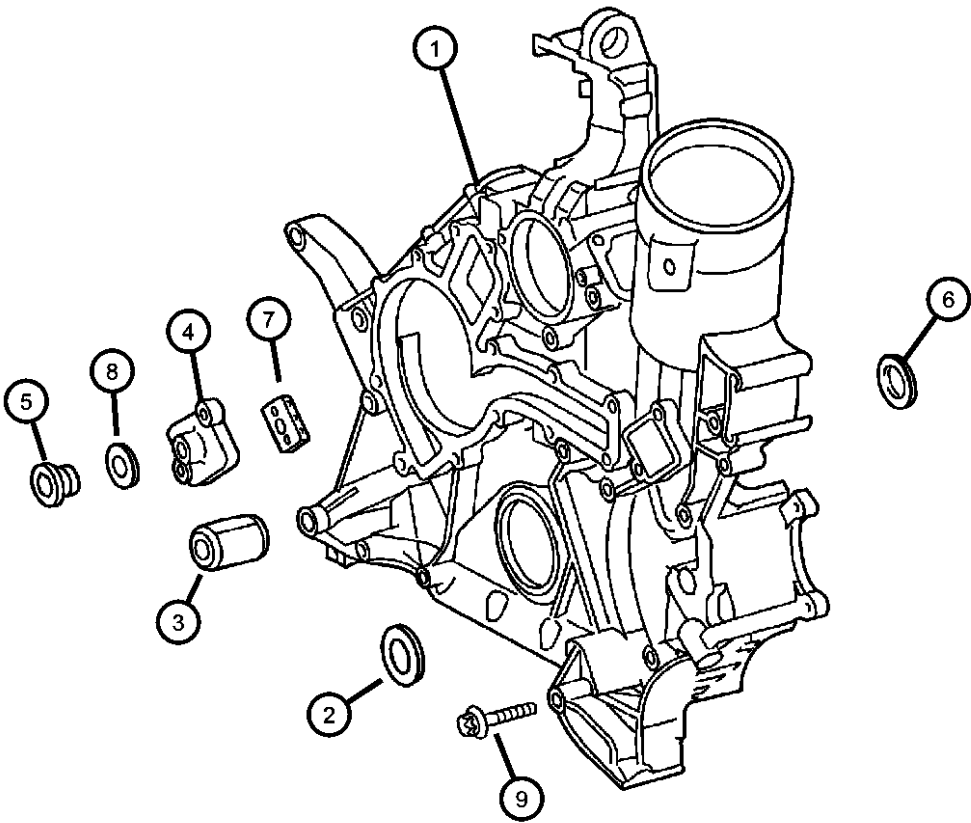
Camshaft & Valves  
Figure 3.2L-510



ITEM	PART NUMBER	QTY	LINE	SERIES	BODY	ENGINE	TRANS	TRIM	DESCRIPTION
Note: Sales Codes; [EGX]=3.2L V-6 SOHC 18 Valve Engine									
1	05097144AA	2				EGX			SHAFT, Rocker ArmExhaust
2	05097142AA	2				EGX			SHAFT, Rocker ArmIntake
3	05098438AA	3				EGX			ARM, RockerExhaust
4	05098180AA	3				EGX			ARM, RockerIntake
5	05098181AA	3				EGX			ARM, RockerIntake
6	05099349AA	18				EGX			WASHER, Lock
7									ADJUSTER, Valve Lash
	05096539AA	6				EGX			Intake
	05096540AA	3				EGX			Exhaust
8									CAMSHAFT
	05097134AA	1				EGX			Left
	05097135AA	1				EGX			Right
9	05098420AA	2				EGX			SPROCKET, Camshaft
10	05098814AA	2				EGX			BOLT
11	05099314AA	18				EGX			LOCK, Valve Spring Retainer
12	05099282AA	9				EGX			RETAINER, Valve SpringUpper
13	05096541AA	9				EGX			SPRING, Valve
14	05098921AA	9				EGX			SEAT, Valve SpringLower
15	05086290AA	5				EGX			SEAL, Valve Guide
16	05097170AA	6				EGX			VALVE, Intake, Standard
-17	05099870AA	3				EGX			VALVE, Exhaust, Standard

CROSSFIRE (ZH)		BODY		ENGINE	TRANSMISSION
SERIES	LINE				
P = PREMIUM	C = CHRYSLER	27 = 2-DR CONVERTIBLE		EGX = Engine - 3.2L V6 SOHC 18 Valve	DGJ = Transmission-5-Spd. Automatic,W5A580
S = SPORT	Z = CHRYSLER	29 = SPECIALTY COUPE		EGZ = Engine - 3.2L V6 Supercharged	DED = Transmission - 6-Speed Manual
X = SPECIAL					DGU = Transmission - 5-Spd Automatic

Timing Cover & Related  
Figure 3.2L-610



ITEM	PART NUMBER	QTY	LINE	SERIES	BODY	ENGINE	TRANS	TRIM	DESCRIPTION
Note: Sales Codes; [EGX]=3.2L V-6 SOHC 18 Valve Engine									
1	05098172AA	1				EGX			COVER, Timing Case
2	05073675AB	1				EGX			OIL SEAL, Front Crankshaft
3	05098886AA	1				EGX			BEARING, BEARING
4	05096481AA	1				EGX			COVER, COVER, Timing Cover Plate
5	05097005AA	1				EGX			PLUG, PLUG, Timing Cover Plug
6	05098920AA	2				EGX			SEAL, SEAL
7	05096524AA	1				EGX			SEAL
8	05096976AA	1				EGX			SEAL, Expansion Plug Seal Ring
9									SCREW, SCREW
	05073709AA	2				EGX			Cap On Timing Case
	06507217AA	1				EGX			[M 8x80]
	06507428AA	3				EGX			[M 8x90]
-10									SCREW
	05073642AA	7				EGX			[M 8x70]
	06507468AA	2				EGX			[M 8x30]
-11	06104683AA	12				EGX			SCREW, [M6.0X1.0X23.0]

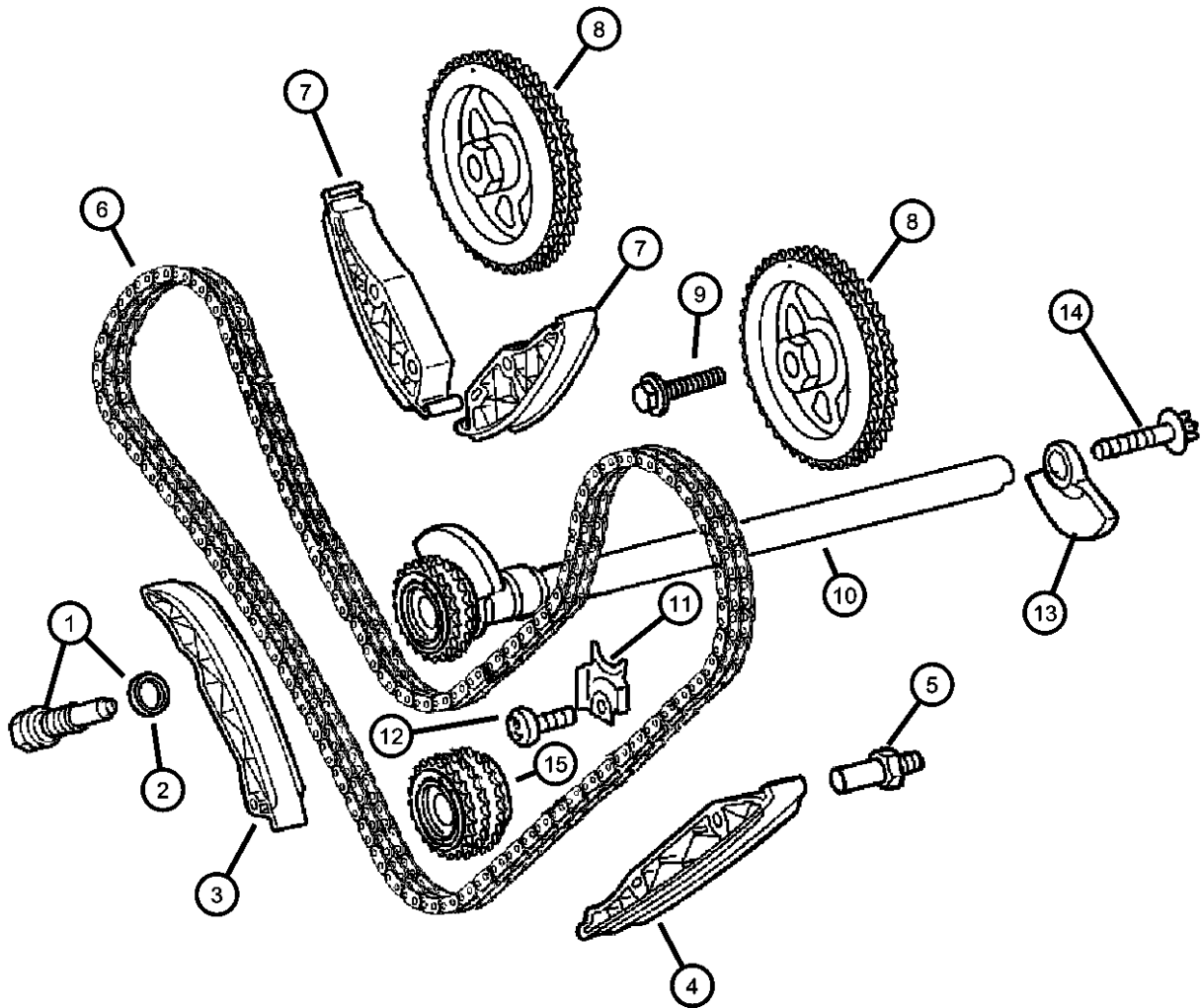
CROSSFIRE (ZH)					
SERIES	LINE	BODY	ENGINE	TRANSMISSION	
P = PREMIUM	C = CHRYSLER	27 = 2-DR CONVERTIBLE	EGX = Engine - 3.2L V6 SOHC 18 Valve	DGJ = Transmission-5-Spd. Automatic,W5A580	
S = SPORT	Z = CHRYSLER	29 = SPECIALTY COUPE	EGZ = Engine - 3.2L V6 Supercharged	DED = Transmission - 6-Speed Manual	
X = SPECIAL				DGU = Transmission - 5-Spd Automatic	

Timing Chain & Related Parts  
Figure 3.2L-620

ITEM	PART NUMBER	QTY	LINE	SERIES	BODY	ENGINE	TRANS	TRIM	DESCRIPTION
------	-------------	-----	------	--------	------	--------	-------	------	-------------

Note:  
Sales Codes;  
[EGX]=3.2L V-6 SOHC 18 Valve Engine

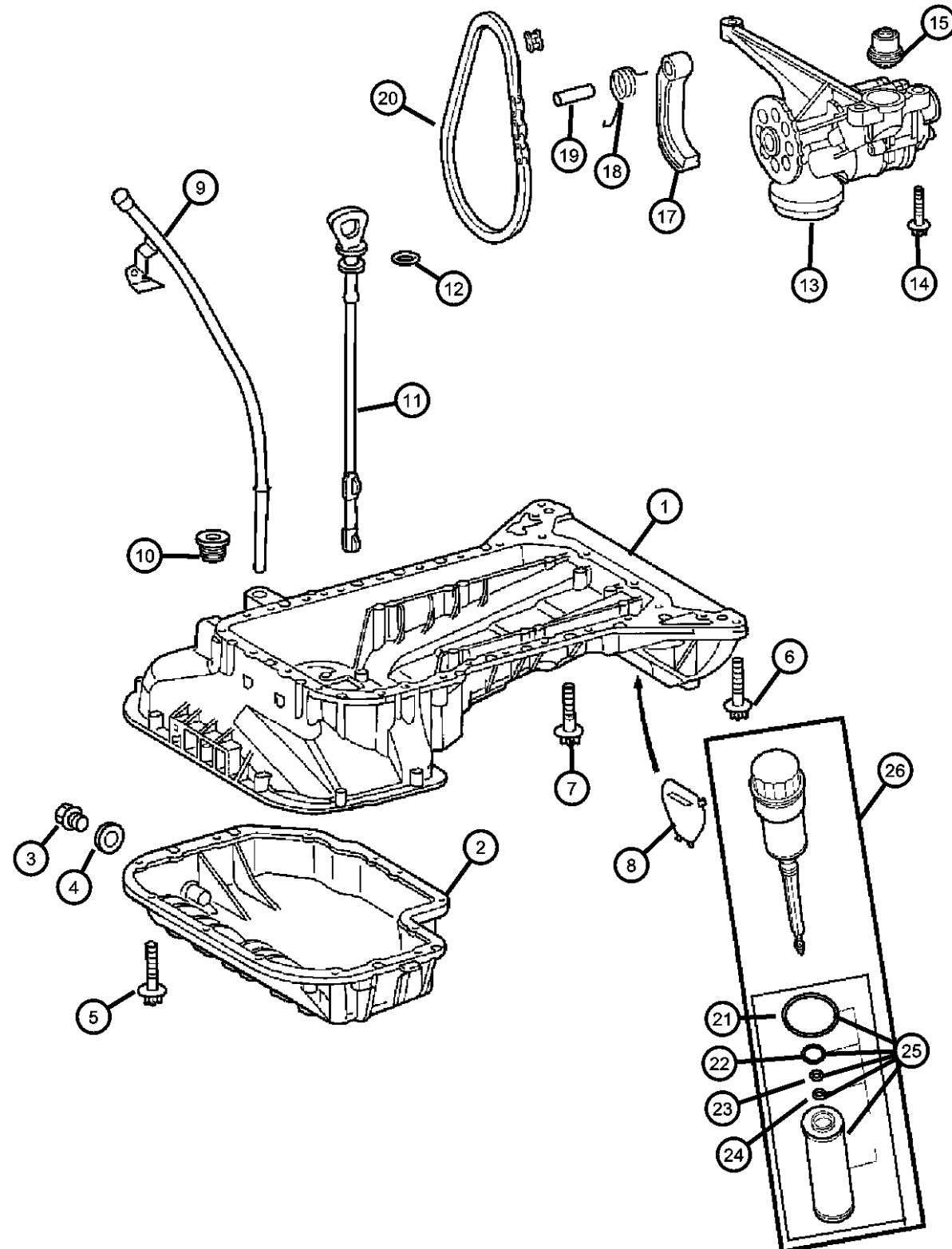
1	05097138AA	1				EGX			TENSIONER, Chain
2	05080107AA	1				EGX			O RING
3	05099338AA	1				EGX			ARM, Tensioner, Clamping Rail
4	05099336AA	1				EGX			GUIDE, Timing Chain, Bottom
5	05098422AA	7				EGX			PIN, Belt Tensioner
6	05098404AA	1				EGX			CHAIN, Timing
7	05099337AA	2				EGX			GUIDE, Timing Chain
8	05098420AA	2				EGX			SPROCKET, Camshaft
9	05098814AA	2				EGX			BOLT
10	05097791AA	1				EGX			SHAFT, Balance
11	05098176AA	1				EGX			RETAINER, Balance Shaft
12	05098435AA	1				EGX			BOLT
13	05097814AA	1				EGX			COUNTERWEIGHT, Balance shaft
14	05098811AA	1				EGX			BOLT
15	05098178AA	1				EGX			SPROCKET, Crankshaft



CROSSFIRE (ZH)		BODY		ENGINE	TRANSMISSION
SERIES	LINE				
P = PREMIUM	C = CHRYSLER	27 = 2-DR CONVERTIBLE		EGX = Engine - 3.2L V6 SOHC 18 Valve	DGJ = Transmission-5-Spd. Automatic, W5A580
S = SPORT	Z = CHRYSLER	29 = SPECIALTY COUPE		EGZ = Engine - 3.2L V6 Supercharged	DED = Transmission - 6-Speed Manual
X = SPECIAL					DGU = Transmission - 5-Spd Automatic

AR = use ase required - = Non illustrated part

# Engine Oiling Figure 3.2L-710



Note:  
Sales Codes;  
[EGX] = 3.2L V-6 SOHC 18 Valve Engine

ITEM	PART NUMBER	QTY	LINE	SERIES	BODY	ENGINE	TRANS	TRIM	DESCRIPTION
1	05097784AA	0				EGX			PAN, OilUpper
2	05101189AA	1				EGX			PAN, OilLower
3	05073945AA	1				EGX			PLUG, Oil Drain
4	05073946AA	1				EGX			GASKET, Drain Plug
5	05073728AA	12				EGX			SCREW, Lower Oil Pan To Upper Oil Pan
6	06507468AA	4				EGX			SCREW, [M8x30] Oil Pan To Block
7									SCREW
	05073684AA	11				EGX			[M6x20] Oil Pan To Block
		4				EGX			[M6x20] Oil Pan To Block
	05073910AA	5				EGX			[M6x40] Oil Pan To Block
		2				EGX			[M6x40] Oil Pan To Block
	05073912AA	2				EGX			[M6x90] Oil Pan To Block
8	05098175AC	1				EGX			COVER, Oil Pan Mounting Hole
9	05099318AA	1				EGX			TUBE, Engine Oil Indicator
10	05096486AA	1				EGX			SEAL, SEAL, Oil Indicator Tube
11	05097781AA	1				EGX			INDICATOR, Engine Oil Level
12	05073943AA	1				EGX			O RING, Engine Oil Level Tube, Indicator Seal
13	05097157AA	1				EGX			PUMP, Engine Oil
14	05098381AA	3				EGX			BOLT, BOLT, Oil Pump Mounting
15	05080179AA	1				EGX			VALVE, Pressure Relief, Pressure Relief Valve
-16	05080119AA	1				EGX			SNAP RING
17	05101533AA	1				EGX			ARM, Tensioner, Oil Pump Chain Tensioner
18	05096535AA	1				EGX			SPRING, SPRING, Oil Pump Tensioner
19	05098430AA	1				EGX			BOLT, Pivot, Oil Pump Tensioner
20	05098406AA	1				EGX			CHAIN, Pump Drive
21	05080242AA	1				EGX			O RING
22	05102906AA	1				EGX			O RING
23	05102907AA	1				EGX			O RING
24	05086297AA	1				EGX			O RING

## CROSSFIRE (ZH)

SERIES LINE  
P = PREMIUM C = CHRYSLER  
S = SPORT Z = CHRYSLER  
X = SPECIAL

BODY  
27 = 2-DR CONVERTIBLE  
29 = SPECIALTY COUPE

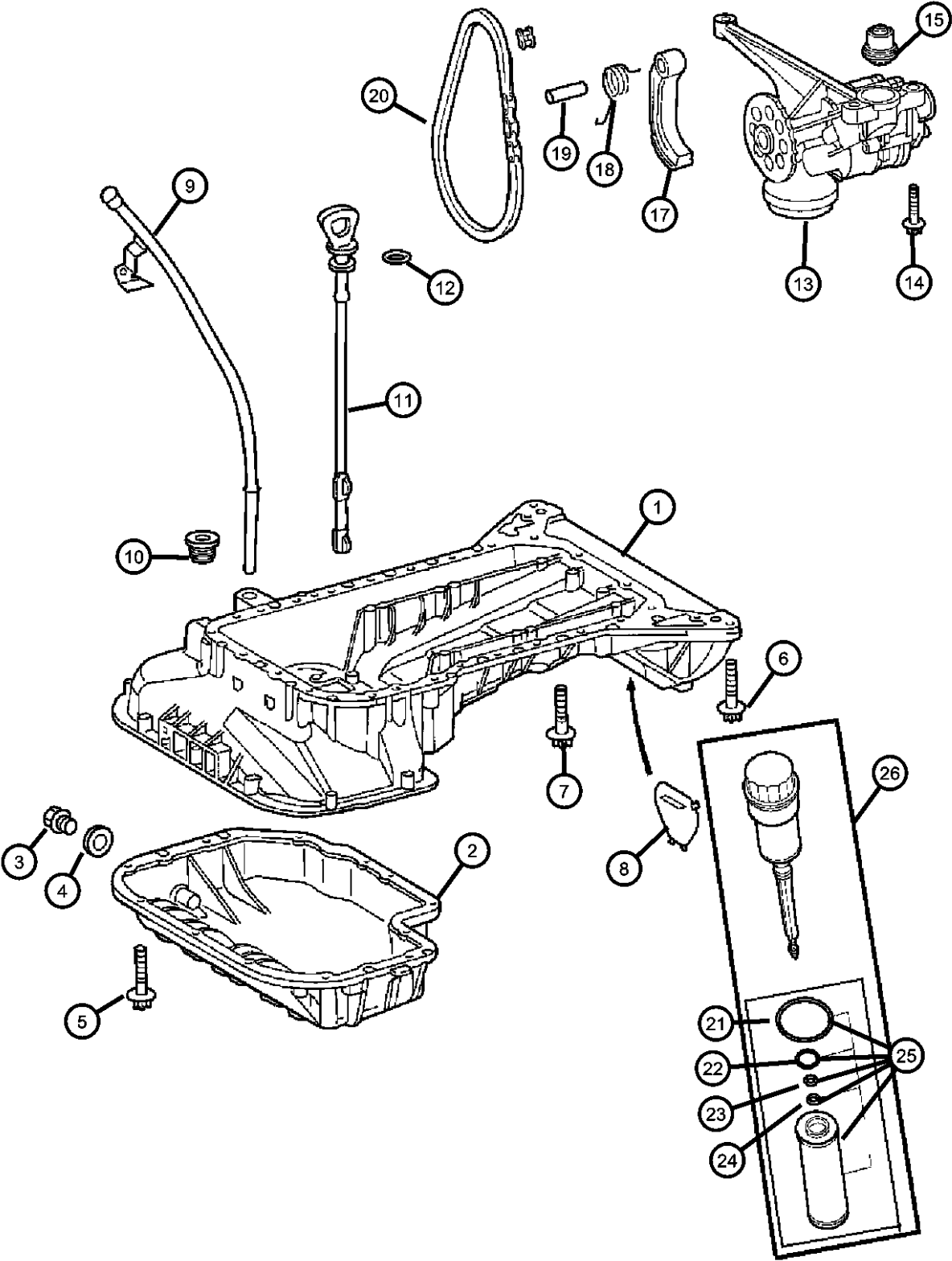
ENGINE  
EGX = Engine - 3.2L V6 SOHC 18 Valve  
EGZ = Engine - 3.2L V6 Supercharged

TRANSMISSION  
DGJ = Transmission-5-Spd. Automatic, W5A580  
DED = Transmission - 6-Speed Manual  
DGU = Transmission - 5-Spd Automatic

AR = use ase required - = Non illustrated part

2004 ZH

Engine Oiling  
Figure 3.2L-710

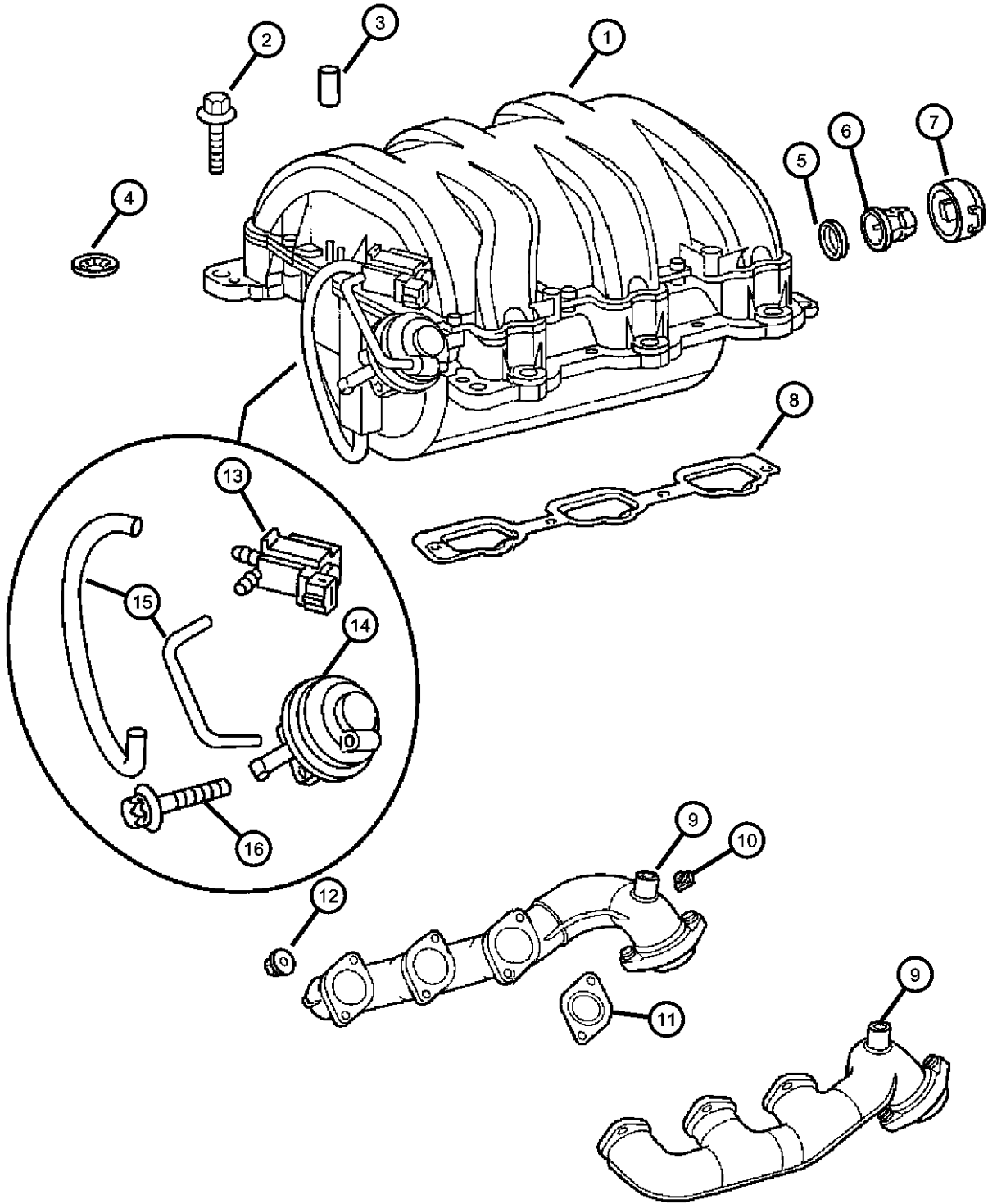


ITEM	PART NUMBER	QTY	LINE	SERIES	BODY	ENGINE	TRANS	TRIM	DESCRIPTION
------	-------------	-----	------	--------	------	--------	-------	------	-------------

25	05102905AA	1				EGX			FILTER, Engine Oil
26	05114263AA	1				EGX			CAP AND FILTER ASSEMBLY, OIL, Includes - Cap, O-Rings & Filter

CROSSFIRE (ZH)					
SERIES	LINE	BODY	ENGINE	TRANSMISSION	
P = PREMIUM	C = CHRYSLER	27 = 2-DR CONVERTIBLE	EGX = Engine - 3.2L V6 SOHC 18 Valve	DGJ = Transmission-5-Spd. Automatic, W5A580	
S = SPORT	Z = CHRYSLER	29 = SPECIALTY COUPE	EGZ = Engine - 3.2L V6 Supercharged	DED = Transmission - 6-Speed Manual	
X = SPECIAL				DGU = Transmission - 5-Spd Automatic	

Intake & Exhaust Manifolds  
Figure 3.2L-810



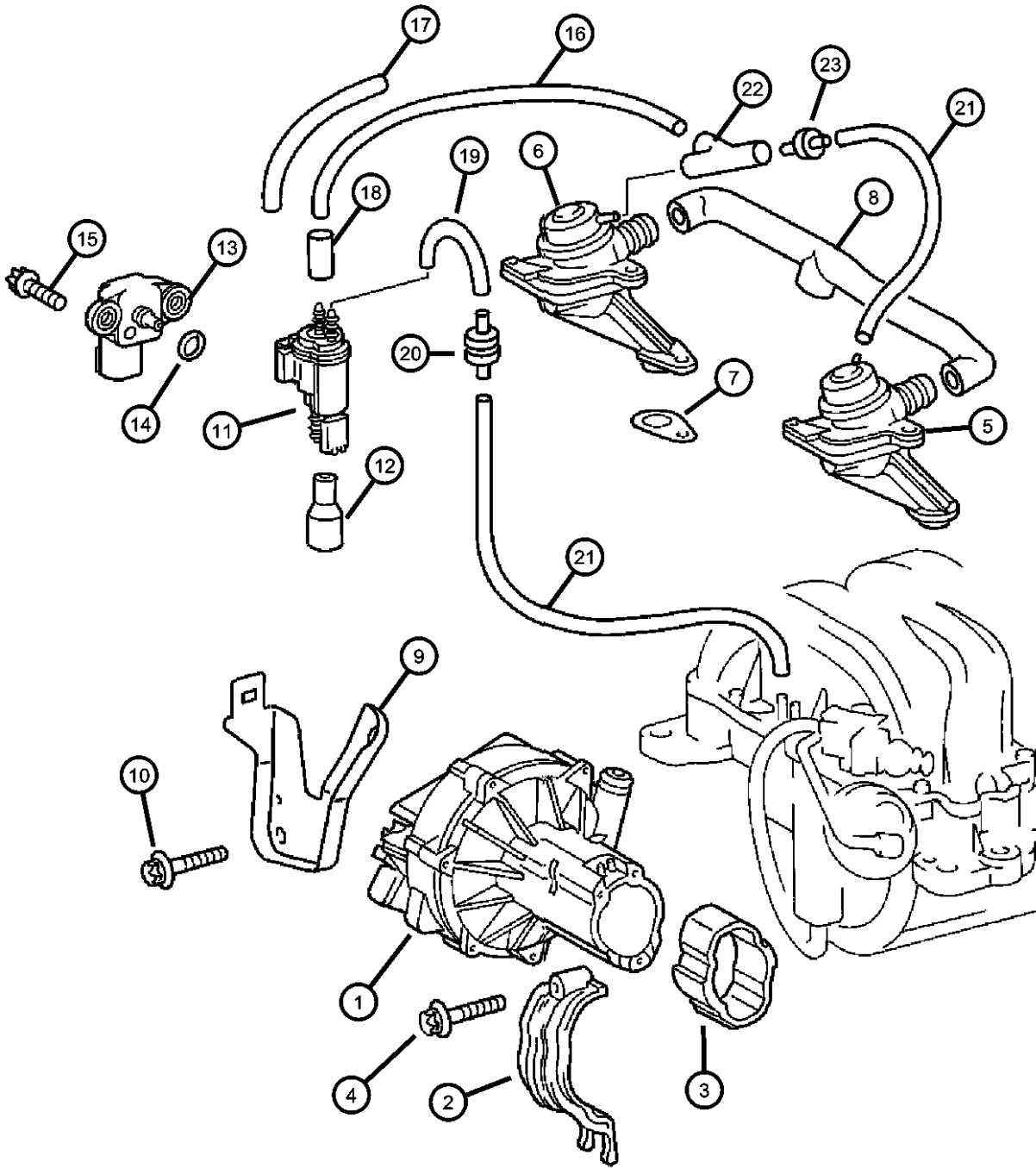
ITEM	PART NUMBER	QTY	LINE	SERIES	BODY	ENGINE	TRANS	TRIM	DESCRIPTION
------	-------------	-----	------	--------	------	--------	-------	------	-------------

Note:  
Sales Codes;  
[EGX]=3.2L V-6 SOHC 18 Valve Engine

1	05097154AA	1				EGX			MANIFOLD, Intake
2	05103041AA	8				EGX			SCREW, Intake Manifold To Head
3	05102950AA	99				EGX			CAP
4	05102929AA	1				EGX			PUSH NUT
5	05098887AA	1				EGX			O RING, Brake Pressure Line To Coonection Piece
6	05097776AA	1				EGX			CLAMP, Clamping Ring Brake Pressure Line To Connection Piece
7	05097095AA	1				EGX			CAP
8	05096513AA	1				EGX			GASKET, Intake Manifold
9									MANIFOLD, MANIFOLD-EXHAUST
	05101528AA	1				EGX			Cylinders [4,5,6], Right
	05101529AA	1				EGX			Cylinders [1,2,3], Left
10	05097703AA	2				EGX			NUT, NUT
11	05096516AA	6				EGX			GASKET, Exhaust Manifold
12	05097822AA	12				EGX			NUT, Exhaust Manifold
13	05099823AA	1				EGX			SOLENOID, Intake Manifold, [Electric Change-Over Valve]
14	05101532AA	1				EGX			ACTUATOR, Manifold Tuning Valve, Vacuum Box Resonance Valve
15	05097844AA	AR				EGX			HOSE, 15 Meters Long,Tuning Valve To Intake Manifold & Electronic Valve To Tunning Valve. [170MM]
16	05097716AA	2				EGX			SCREW

CROSSFIRE (ZH)				
SERIES	LINE	BODY	ENGINE	TRANSMISSION
P = PREMIUM	C = CHRYSLER	27 = 2-DR CONVERTIBLE	EGX = Engine - 3.2L V6 SOHC	DGJ = Transmission-5-Spd.
S = SPORT	Z = CHRYSLER	29 = SPECIALTY COUPE	18 Valve	Automatic,W5A580
X = SPECIAL			EGZ = Engine - 3.2L V6	DED = Transmission - 6-Speed
			Supercharged	Manual
				DGU = Transmission - 5-Spd
				Automatic

Shut-Off Valves & Related Parts  
Figure 3.2L-910



ITEM	PART NUMBER	QTY	LINE	SERIES	BODY	ENGINE	TRANS	TRIM	DESCRIPTION
Note: Sales Codes; [EGX]=3.2L V-6 SOHC 18 Valve Engine									
1	05098830AA	1				EGX			PUMP, Air
2	05096531AA	1				EGX			BRACKET, Air Pump
3	05097830AA	1				EGX			INSULATOR, INSULATOR
4	05097727AA	1				EGX			SCREW, SCREW
5	05096394AA	1				EGX			VALVELeft
6	05096395AA	1				EGX			VALVERight
7	05096532AA	2				EGX			GASKET, GASKET
8	05097831AA	1				EGX			HOSE, HOSE
9	05096530AA	1				EGX			BRACKET, Air Pump
10	05073709AA	2				EGX			SCREW, SCREW
11	05099822AA	1				EGX			SOLENOID, Vacuum
12	05097188AA	1				EGX			BOOT, BOOT
13	05101120AA	1				EGX			SENSOR, MAP
14	05101160AA	1				EGX			O RING
15	05073727AA	1				EGX			SCREW
16	05097831AA	1				EGX			HOSE, HOSE
17	05098111AA	AR				EGX			HOSE, 10 Meters Long
18	05097186AA	1				EGX			HOSE, HOSE
19	05097187AA	1				EGX			HOSE, HOSE
20	05096374AA	1				EGX			VALVE, Check
21	05097844AA	AR				EGX			HOSE, 15 Meters Long
22	05099278AA	1				EGX			TEE
23	05080337AA	1				EGX			CONNECTOR

CROSSFIRE (ZH)		BODY		ENGINE	TRANSMISSION
SERIES	LINE				
P = PREMIUM	C = CHRYSLER	27 = 2-DR CONVERTIBLE		EGX = Engine - 3.2L V6 SOHC 18 Valve	DGJ = Transmission-5-Spd. Automatic,W5A580
S = SPORT	Z = CHRYSLER	29 = SPECIALTY COUPE		EGZ = Engine - 3.2L V6 Supercharged	DED = Transmission - 6-Speed Manual
X = SPECIAL					DGU = Transmission - 5-Spd Automatic

AR = use ase required - = Non illustrated part

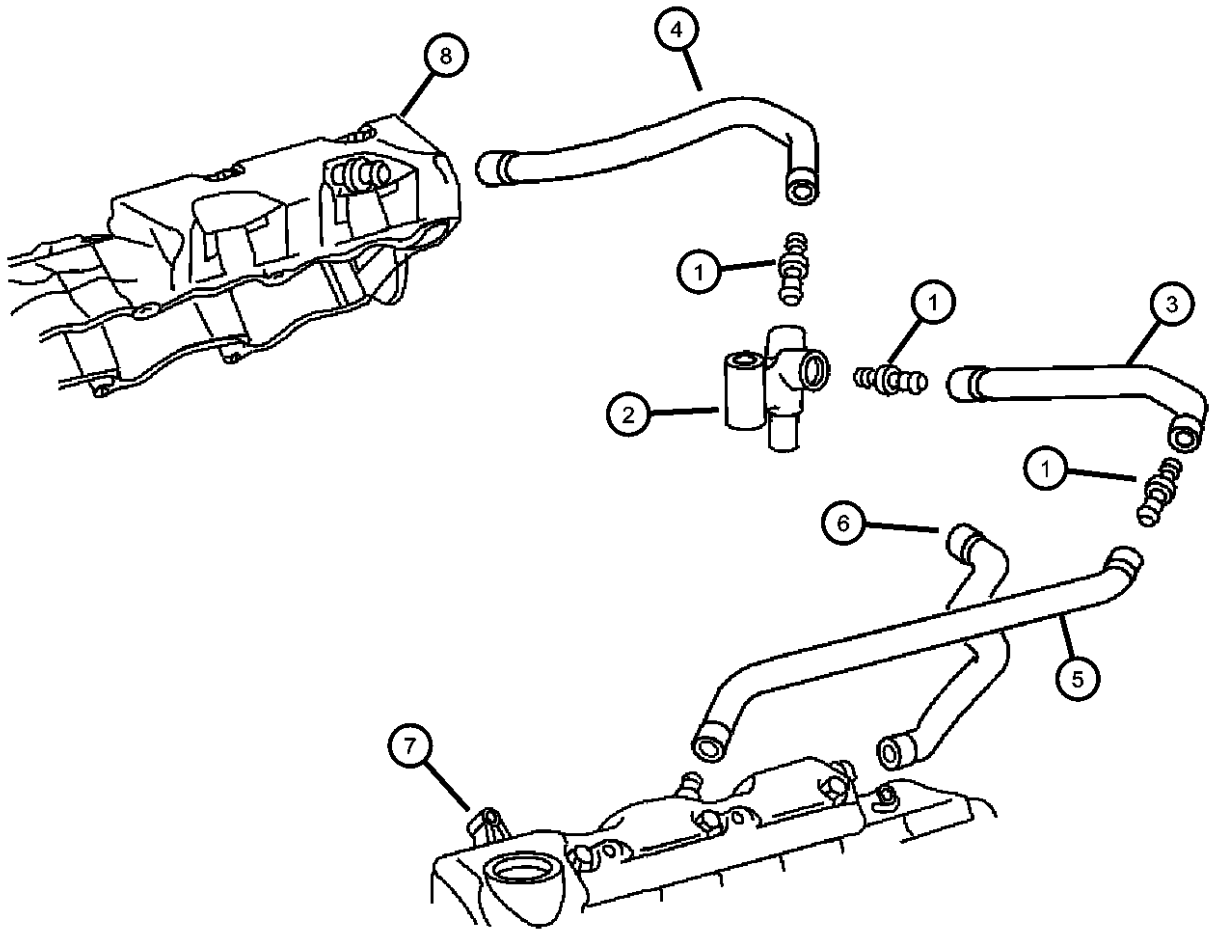


Part Load, Crankcase Ventilation  
Figure 3.2L-920

ITEM	PART NUMBER	QTY	LINE	SERIES	BODY	ENGINE	TRANS	TRIM	DESCRIPTION
------	-------------	-----	------	--------	------	--------	-------	------	-------------

NOTE:  
Sales Codes:  
[EGX]=3.2L V-6 SOHC 18V Engine

1	05101213AA	3				EGX			CONNECTOR
2	05101525AA	1				EGX			CONNECTOR
3	05097788AA	1				EGX			HOSE, Crankcase Vent, Crankcase Vent, Left
4	05097789AA	1				EGX			HOSE, Crankcase Vent, Right
5	05097787AA	1				EGX			HOSE, Crankcase VentLeft
6	05097790AA	1				EGX			HOSE, Crankcase VentLeft, Small
7	05097790AA	1							COVER, Cylinder Head, Left, See Engine Group Illustration 210, (NOT SERVICED)
8	05097790AA	1							COVER, Cylinder Head, Right, See Engine Group Illustration 210, (NOT SERVICED)



CROSSFIRE (ZH)				
SERIES	LINE	BODY	ENGINE	TRANSMISSION
P = PREMIUM	C = CHRYSLER	27 = 2-DR CONVERTIBLE	EGX = Engine - 3.2L V6 SOHC 18 Valve	DGJ = Transmission-5-Spd. Automatic,W5A580
S = SPORT	Z = CHRYSLER	29 = SPECIALTY COUPE	EGZ = Engine - 3.2L V6 Supercharged	DED = Transmission - 6-Speed Manual
X = SPECIAL				DGU = Transmission - 5-Spd Automatic

AR = use ase required - = Non illustrated part

# Group - 11

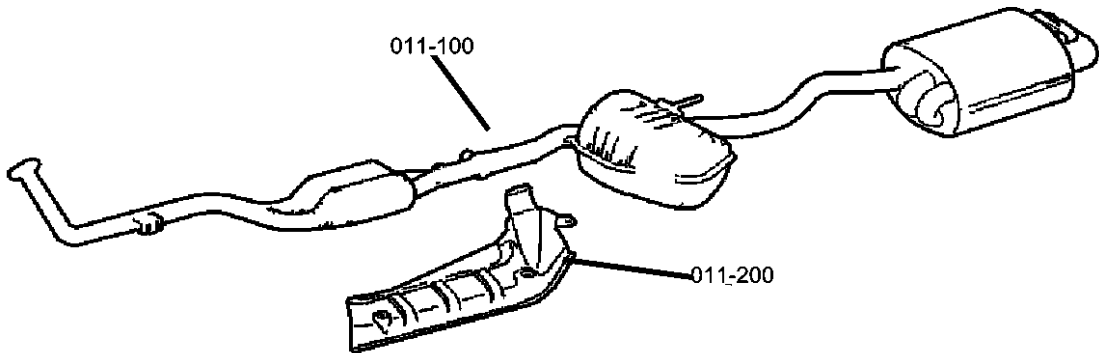
## Exhaust

### Group - 11 Exhaust

Illustration Title

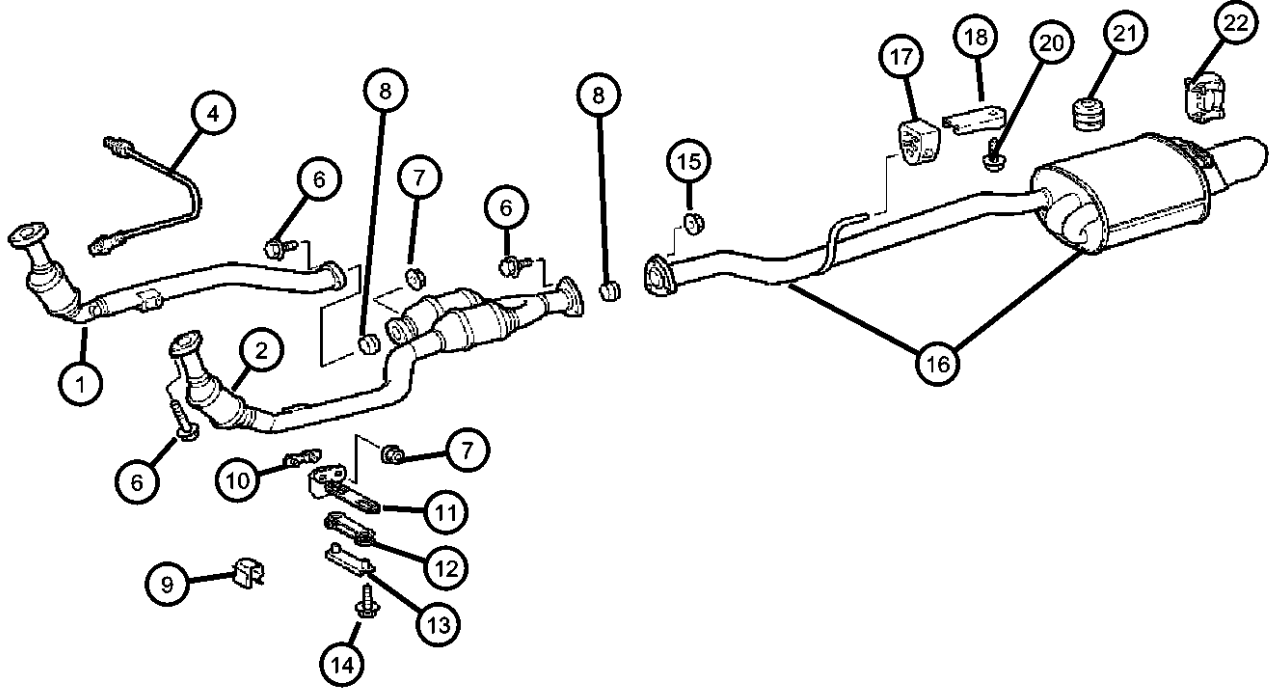
Group-Fig. No.

<b>Exhaust System</b>	
Exhaust System .....	Fig. 11 - 110
<b>Heat Shields</b>	
Heat Shields .....	Fig. 11 - 210



<div>011-100 Exhaust System</div> <div></div>	<div>011-200 Heat Shields</div> <div></div>		
---	---	--	--

Exhaust System  
Figure 11-110

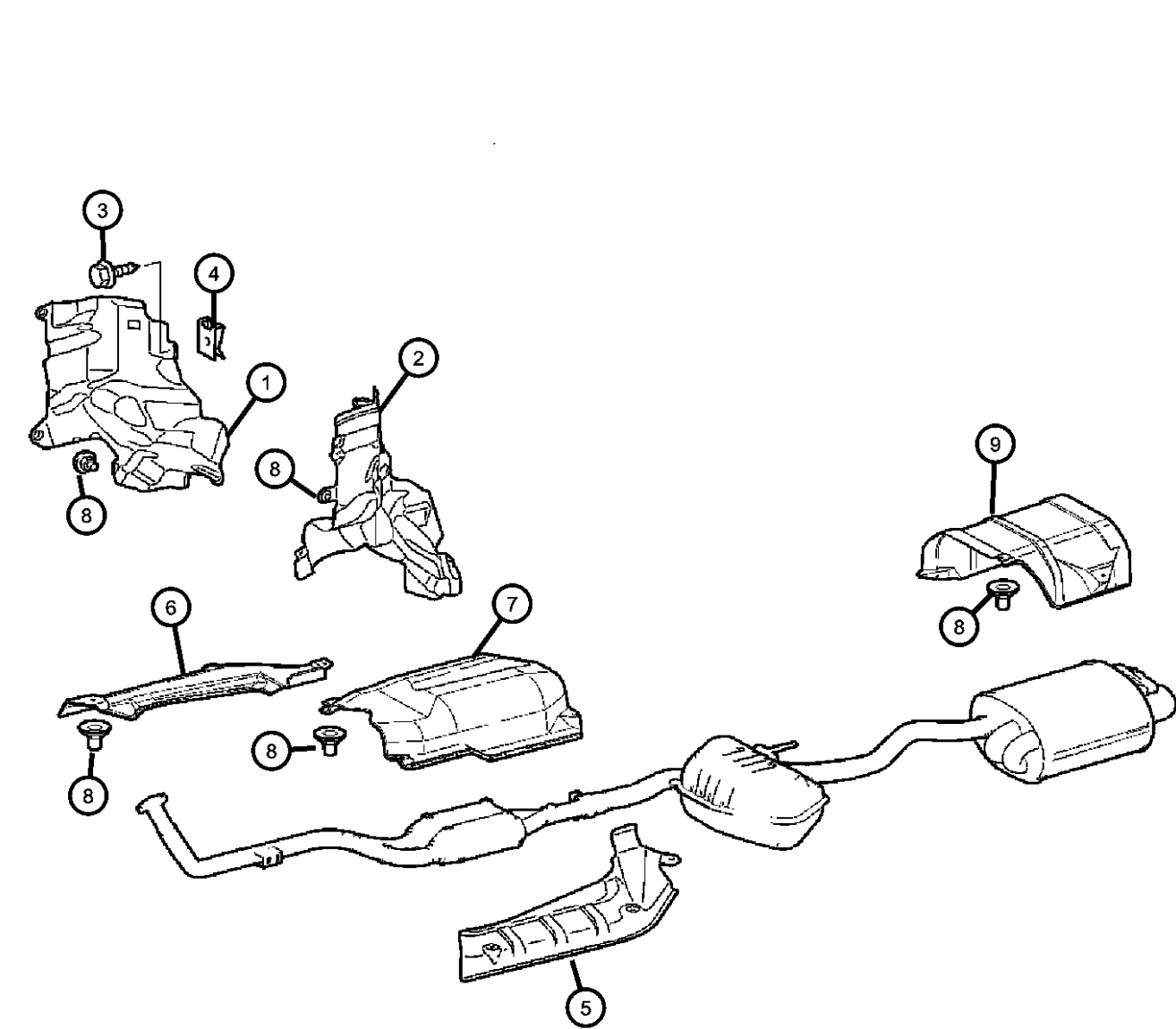


ITEM	PART NUMBER	QTY	LINE	SERIES	BODY	ENGINE	TRANS	TRIM	DESCRIPTION
1	05101597AA	1		S	29				CONVERTER, Catalytic, Export, Right
2	05101598AA	1		S	29				CONVERTER, Catalytic, Export, Left
-3									CONVERTER, Catalytic
	05114403AA	1		S	29				Left
	05114404AA	1		S	29				Right
4									SENSOR, Oxygen
	05099816AA	1	Z	S	29				Right Front Of Converter, Export
	05099817AA	1		S	29		DED		Rear Of Converter, Left
	05099818AA	1	Z	S	29				Left Front Of Converter, Export
	05099820AA	1	C	S	29				Front Of Converter, Right
	05099821AA	1		S	29		DGU		Rear Of Converter, Left
-5	05098149AA	1		S	29		DGU		BRACKET, Oxygen Sensor
6	05096743AA	3		S	29				SCREW, Converter to Manifold
7	05101226AA	2		S	29				NUT, Catalytic Converter Mounting
8	05097567AA	1		S	29				SEAL, Exhaust
9	05101493AA	1		S	29		DED		CLIP, Exhaust
10	05098467AA	2		S	29				PLATE, Converter to Transmission
11									BRACKET, Catalytic Converter
	05097275AA	1		S	29		DED		Right
	05097276AA	1		S	29		DED		Left
	05097277AA	1		S	29		DGU		Right
	05097278AA	1		S	29		DGU		Left
12	05101232AA	1		S	29				ISOLATOR, Exhaust
13	05101231AA	1		S	29				BRACKET, Catalytic Converter
14	05096986AA	2		S	29				SCREW
15	05096966AA	3		S	29				NUT
16	05097423AA	1		S	29				MUFFLER, Exhaust
17	05098718AA	1		S	29				ISOLATOR, Exhaust
18	05097566AA	1		S	29				BRACKET, Exhaust
-19	50010196AA	2		S	29				ISOLATOR, Exhaust
20	05097002AA	1		S	29				SCREW
21	05096549AA	1		S	29				ISOLATOR, Exhaust
22	05135439AA	1		S	29	EGX			BRACKET, Exhaust

CROSSFIRE (ZH)					
SERIES	LINE	BODY	ENGINE	TRANSMISSION	
P = PREMIUM	C = CHRYSLER	27 = 2-DR CONVERTIBLE	EGX = Engine - 3.2L V6 SOHC 18 Valve	DGJ = Transmission-5-Spd. Automatic,W5A580	
S = SPORT	Z = CHRYSLER	29 = SPECIALTY COUPE	EGZ = Engine - 3.2L V6 Supercharged	DED = Transmission - 6-Speed Manual	
X = SPECIAL				DGU = Transmission - 5-Spd Automatic	

Heat Shields  
Figure 11-210

ITEM	PART NUMBER	QTY	LINE	SERIES	BODY	ENGINE	TRANS	TRIM	DESCRIPTION
------	-------------	-----	------	--------	------	--------	-------	------	-------------



1									SHIELD, Heat Firewall, Right
	05097378AA	1	Z	S	29				Firewall, Right
	05097379AA	1	C	S	29				Firewall, Right
2									SHIELD, Heat Firewall, Right
	05097377AA	1	Z	S	29				Firewall, Right
	05097383AA	1	C	S	29				Firewall, Left
3	05099727AA	1	C	S	29				SCREW
4	05098864AA	1		S	29				CLIP, Spring
5	05097382AA	1		S	29				SHIELD, Heat, Main Floor, Front, Left
6	05097380AA	1		S	29				SHIELD, Heat, Main Floor, Front, Right
7	05097381AA	1		S	29				SHIELD, Heat, Main Floor Above Catalyst
8	05096585AA	6		S	29				NUT, Hex Flange
9	05097485AA	1		S	29				SHIELD, Exhaust, Muffler
-10	05104823AA	1		S	29				COVER, Exhaust Tip Shield

CROSSFIRE (ZH)					
SERIES	LINE	BODY	ENGINE	TRANSMISSION	
P = PREMIUM	C = CHRYSLER	27 = 2-DR CONVERTIBLE	EGX = Engine - 3.2L V6 SOHC 18 Valve	DGJ = Transmission-5-Spd. Automatic,W5A580	
S = SPORT	Z = CHRYSLER	29 = SPECIALTY COUPE	EGZ = Engine - 3.2L V6 Supercharged	DED = Transmission - 6-Speed Manual	
X = SPECIAL				DGU = Transmission - 5-Spd Automatic	

# Group - 13

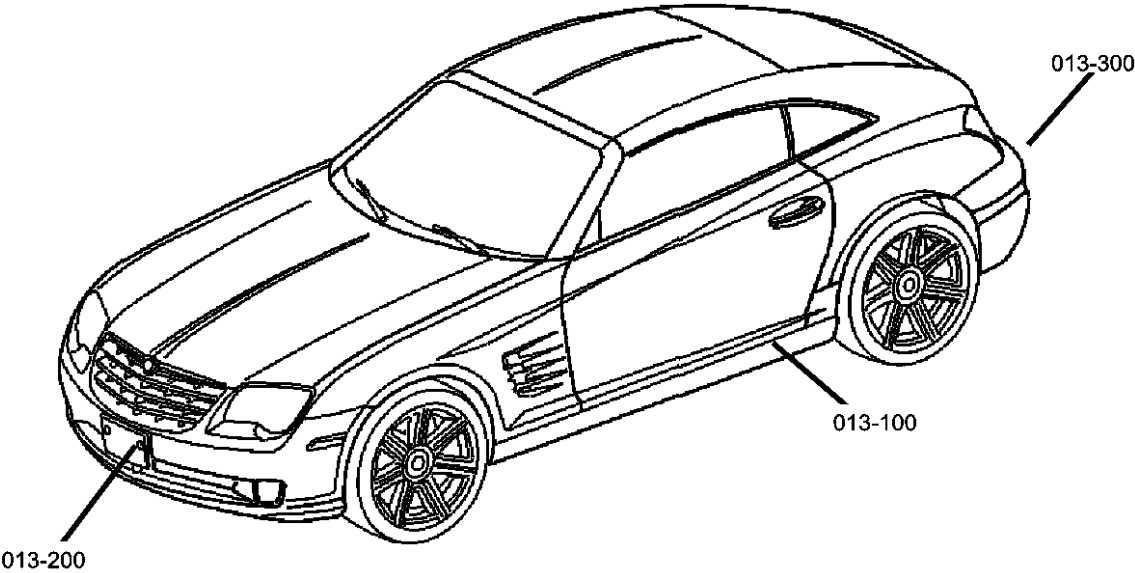
## Frames and Bumpers

### Group - 13 Frames and Bumpers

Illustration Title

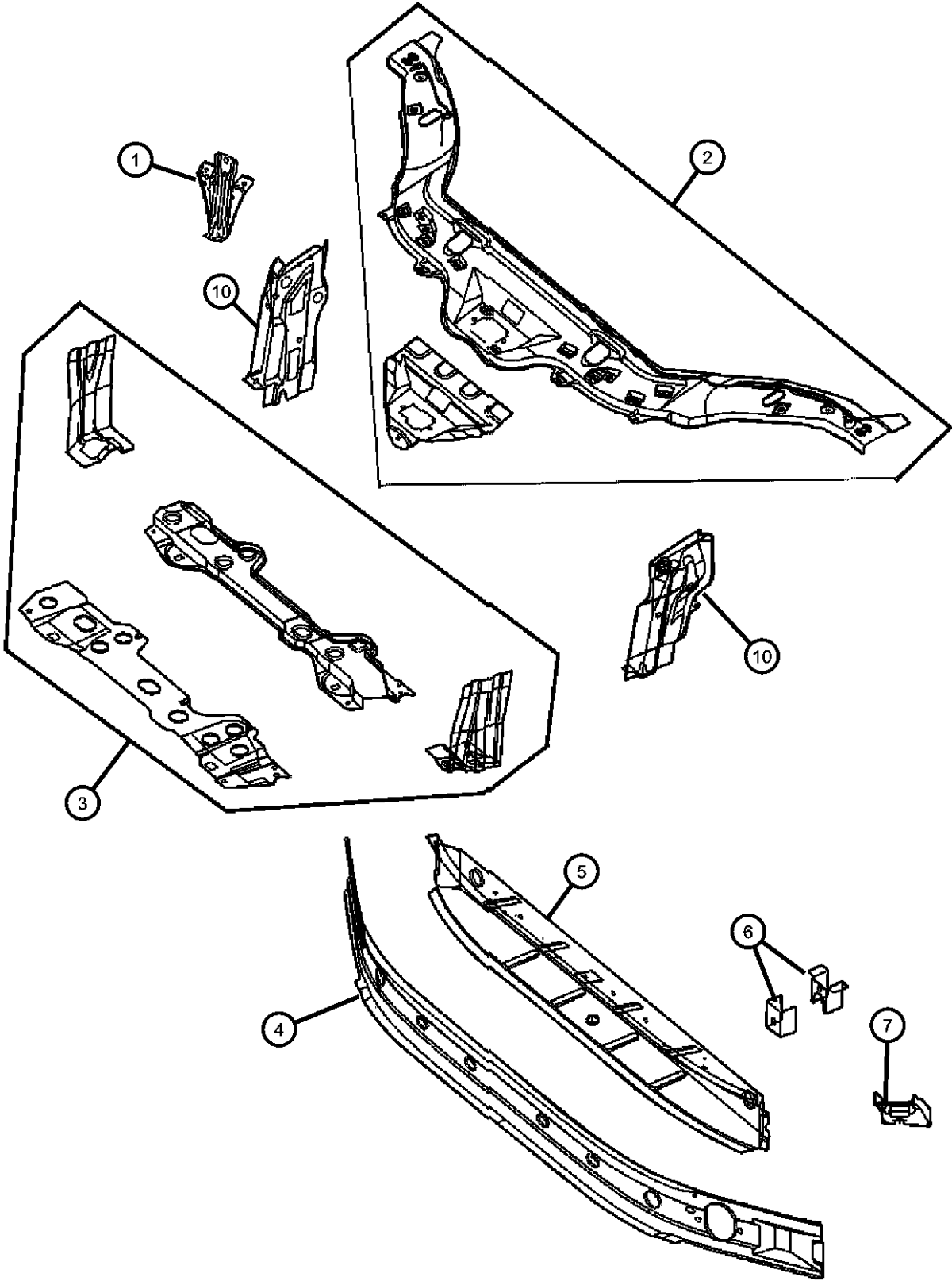
Group-Fig. No.

<b>Frames</b>	
Frame, Front.....	Fig. 13 - 110
Frame, Rear .....	Fig. 13 - 120
<b>Front Bumper and Fascia</b>	
Fascia, Front.....	Fig. 13 - 210
<b>Rear Bumper and Fascia</b>	
Fascia, Rear .....	Fig. 13 - 310



<div>013-100</div> <div>Frames</div> <div></div>	<div>013-200</div> <div>Front Bumper and Fascia</div> <div></div>	<div>013-300</div> <div>Rear Bumper and Fascia</div> <div></div>	
--	---	--	--

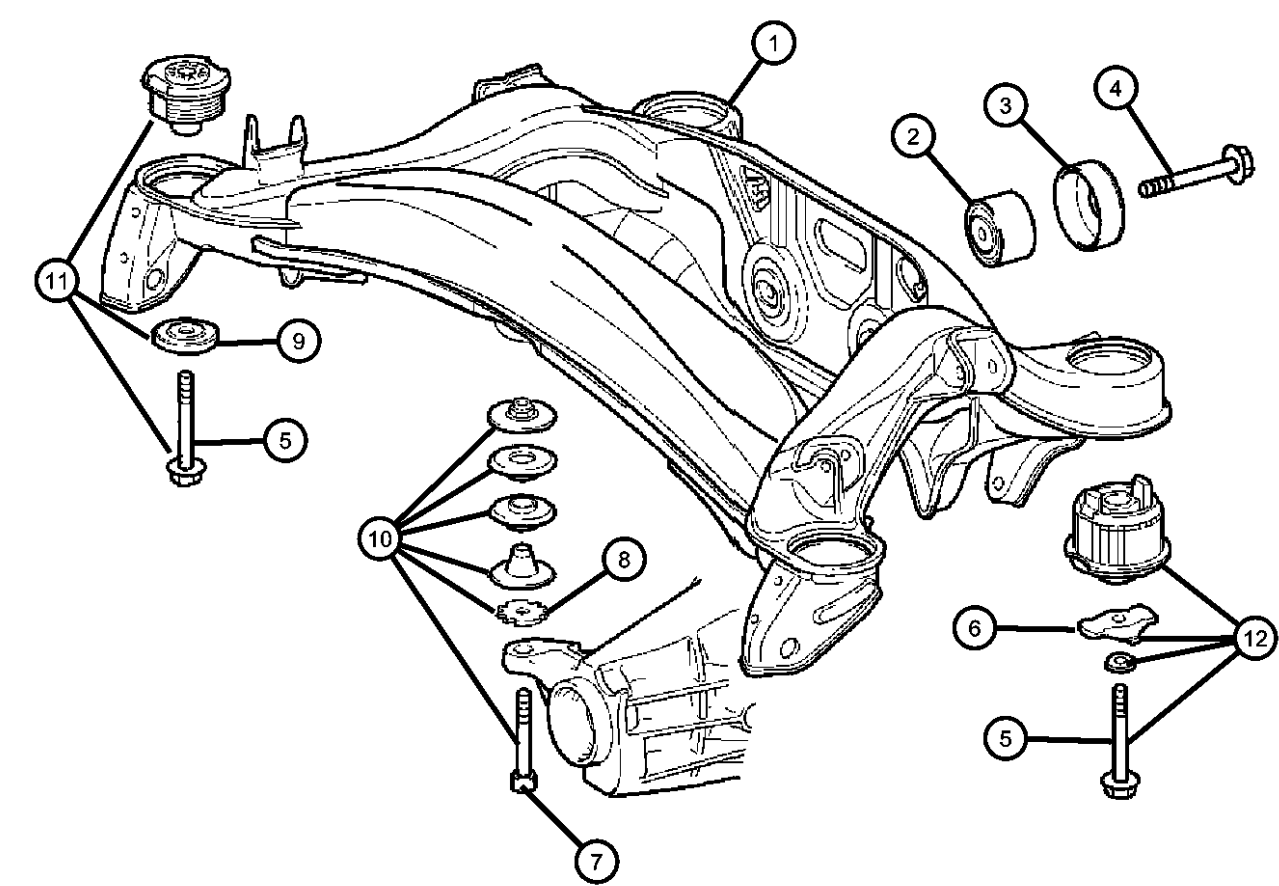
Frame, Front  
Figure 13-110



ITEM	PART NUMBER	QTY	LINE	SERIES	BODY	ENGINE	TRANS	TRIM	DESCRIPTION
1	05098548AA	1		S	29				BRACKET, Fan
2	05174879AA	1		S	29				CROSSMEMBER, Radiator, Upper
3	05099440AA	1		S	29				SUPPORT, Radiator, Lower
4									COVER, Crossmember
	05096684AA	1		S	29				
	05099944AA	1	Z	S	29				
5	05099441AA	1		S	29				CROSSMEMBER, Bumper, Front
6	05098580AA	2		S	29				BRACKET, Bumper
7	05099467AA	1		S	29				REINFORCEMENT, Crossmember
-8	05098199AA	1		S	29				HOOK, Tow
-9									PLATE, Tow Hook
	05101263AA	1		S	29				
	05101264AA	1		S	29				Adapter
10									SUPPORT, Front
	05099578AA	1		S	29				Right
	05099579AA	1		S	29				Left

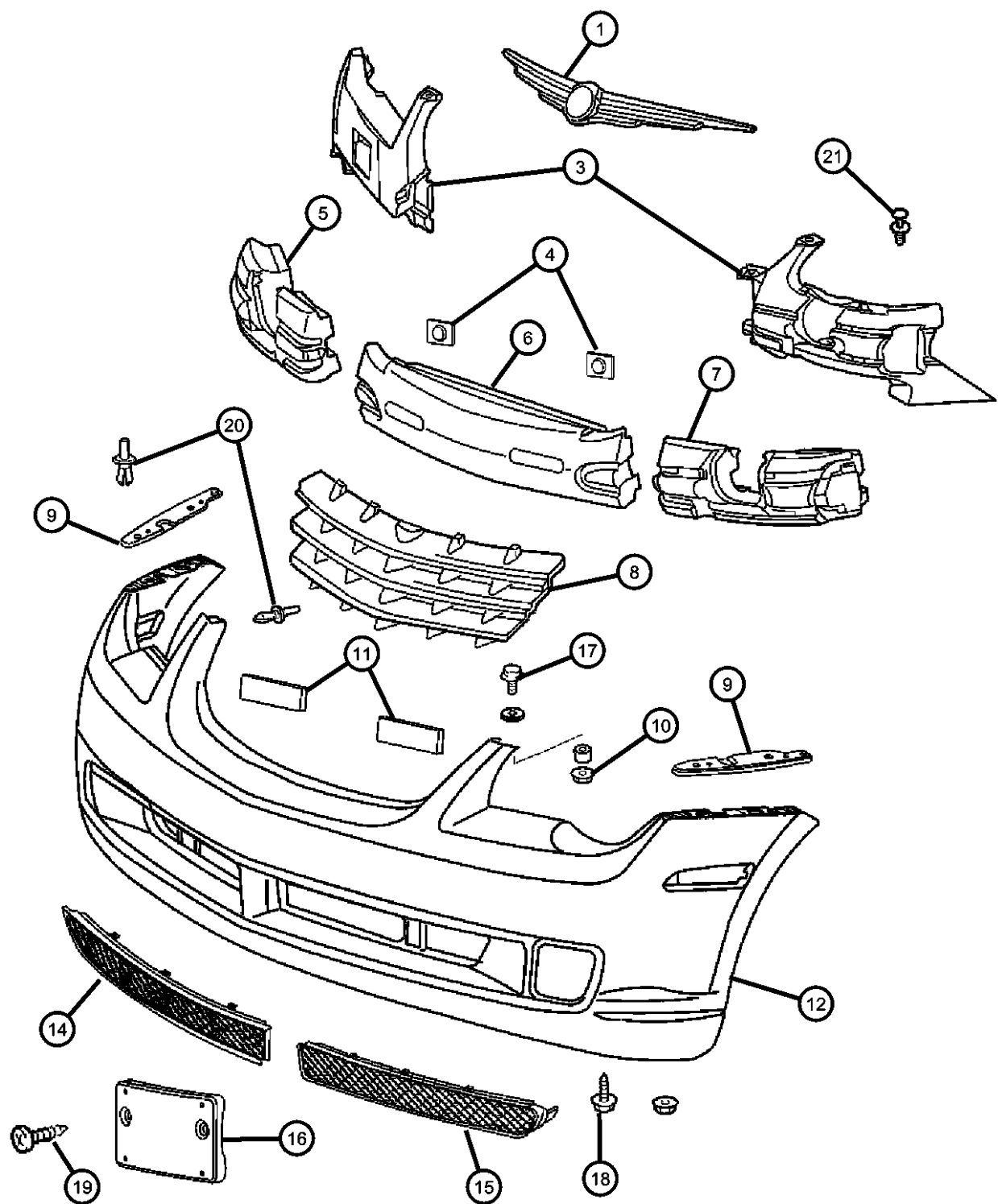
CROSSFIRE (ZH)				
SERIES	LINE	BODY	ENGINE	TRANSMISSION
P = PREMIUM	C = CHRYSLER	27 = 2-DR CONVERTIBLE	EGX = Engine - 3.2L V6 SOHC 18 Valve	DGJ = Transmission-5-Spd. Automatic,W5A580
S = SPORT	Z = CHRYSLER	29 = SPECIALTY COUPE	EGZ = Engine - 3.2L V6 Supercharged	DED = Transmission - 6-Speed Manual
X = SPECIAL				DGU = Transmission - 5-Spd Automatic

**Frame, Rear**  
**Figure 13-120**

	ITEM	PART NUMBER	QTY	LINE	SERIES	BODY	ENGINE	TRANS	TRIM	DESCRIPTION
	1	05101378AA	1		S	29				CROSSMEMBER, Rear Suspension
	2	05098018AA	2		S	29				ISOLATOR, Crossmember
	3	05099743AA	2		S	29				COVER, Bumper
	4	05098734AA	2		S	29				BOLT, BOLT-FLANGE
	5	05098731AA	2		S	29				BOLT, BOLT-FLANGE
	6	05099742AA	2		S	29				CLIP, Locking
	7	05097678AA	1		S	29				BOLT
	8									WASHER
		05098056AA	0		S	29				4 mm
		05098057AA	0		S	29				3 mm
		05098058AA	0		S	29				2 mm
		05098059AA	1		S	29				1 mm
	9	05099744AA	2		S	29				SPACER, Jounce Bumper
	10	05127690AA	1		S	29				MOUNTING KIT, Axle
	11	05127691AA	1		S	29				FASTENER KIT, SUSPENSION
	12	05127692AA	1		S	29				FASTENER KIT, SUSPENSION

<b>CROSSFIRE (ZH)</b>				
SERIES	LINE	BODY	ENGINE	TRANSMISSION
P = PREMIUM	C = CHRYSLER	27 = 2-DR CONVERTIBLE	EGX = Engine - 3.2L V6 SOHC 18 Valve	DGJ = Transmission-5-Spd. Automatic,W5A580
S = SPORT	Z = CHRYSLER	29 = SPECIALTY COUPE	EGZ = Engine - 3.2L V6 Supercharged	DED = Transmission - 6-Speed Manual
X = SPECIAL				DGU = Transmission - 5-Spd Automatic

Fascia, Front  
Figure 13-210



ITEM	PART NUMBER	QTY	LINE	SERIES	BODY	ENGINE	TRANS	TRIM	DESCRIPTION
1	05101347AA	1		S	29				PLINTH, Winged Medallion
-2	05096429AA	6		S	29				RETAINER, Hood Ornament
3									PANEL, Inner
	05099168AA	1		S	29				Right
	05099169AA	1		S	29				Left
4	05097535AA	2		S	29				RETAINER, Fascia
5									ABSORBER, Front Energy, Right
	05101008AA	1		S	29				
	05102546AA	1		S	29				Export
	05102547AA	1		S	29				Canada
6	05101007AA	1		S	29				ABSORBER, Front Energy, Center
7									ABSORBER, Front Energy, Left
	05101009AA	1		S	29				
	05102544AA	1		S	29				Export
	05102545AA	1		S	29				Canada
8	05098274AA	1		S	29				GRILLE, Radiator
9									BRACKET, Fascia to Fender
	05099712AA	1		S	29				Right
	05099713AA	1		S	29				Left
10	06104725AA	2		S	29				NUT
11	05097534AA	2		S	29				PLATE, Front Bumper
12									FASCIA, Front
	05159184AA	1		S	29				Canada
	05159183AA	1		S	29				
-13	05099023AA	1		S	29				CROSSMEMBER, Bumper, Front, Reinforcement
14	0YA38XS9AA	1		S	29				GRILLE, Fascia, Right
15	0YA39XS9AA	1		S	29				GRILLE, Fascia, Left
16									BRACKET, License Plate
	0YA51XS9AA	1		S	29				
	0ZD00XS9AA	1		S	29				EXPORT
	0ZD01XS9AA	1		S	29				Japan
17	05096999AA	2		S	29				BOLT, M6x20
18	06104122AA	6		S	29				SCREW, Hex Head
19	06104635AA	2		S	29				SCREW

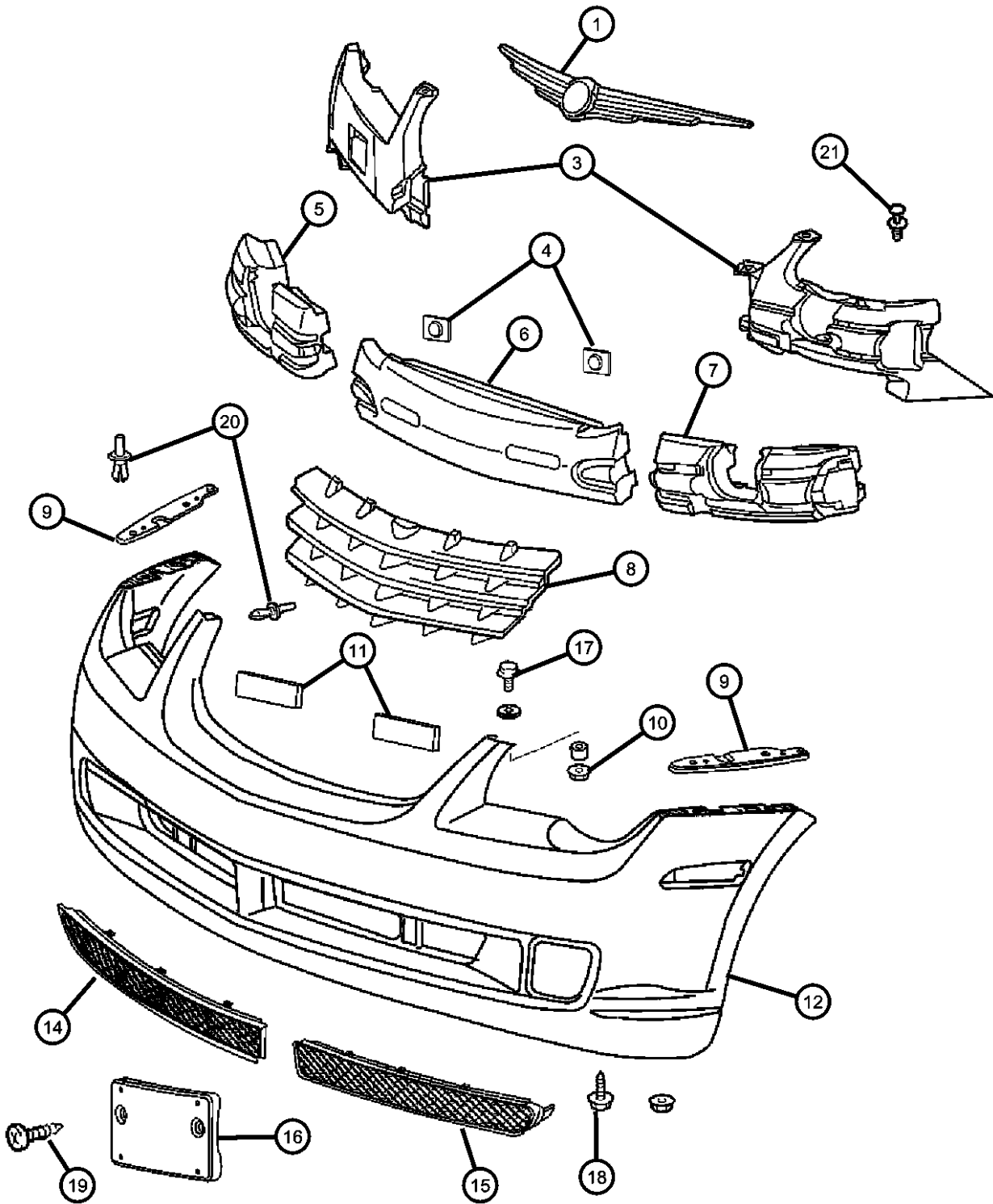
CROSSFIRE (ZH)					
SERIES	LINE	BODY	ENGINE	TRANSMISSION	
P = PREMIUM	C = CHRYSLER	27 = 2-DR CONVERTIBLE	EGX = Engine - 3.2L V6 SOHC 18 Valve	DGJ = Transmission-5-Spd. Automatic,W5A580	
S = SPORT	Z = CHRYSLER	29 = SPECIALTY COUPE	EGZ = Engine - 3.2L V6 Supercharged	DED = Transmission - 6-Speed Manual	
X = SPECIAL				DGU = Transmission - 5-Spd Automatic	



Fascia, Front  
Figure 13-210

ITEM	PART NUMBER	QTY	LINE	SERIES	BODY	ENGINE	TRANS	TRIM	DESCRIPTION
------	-------------	-----	------	--------	------	--------	-------	------	-------------

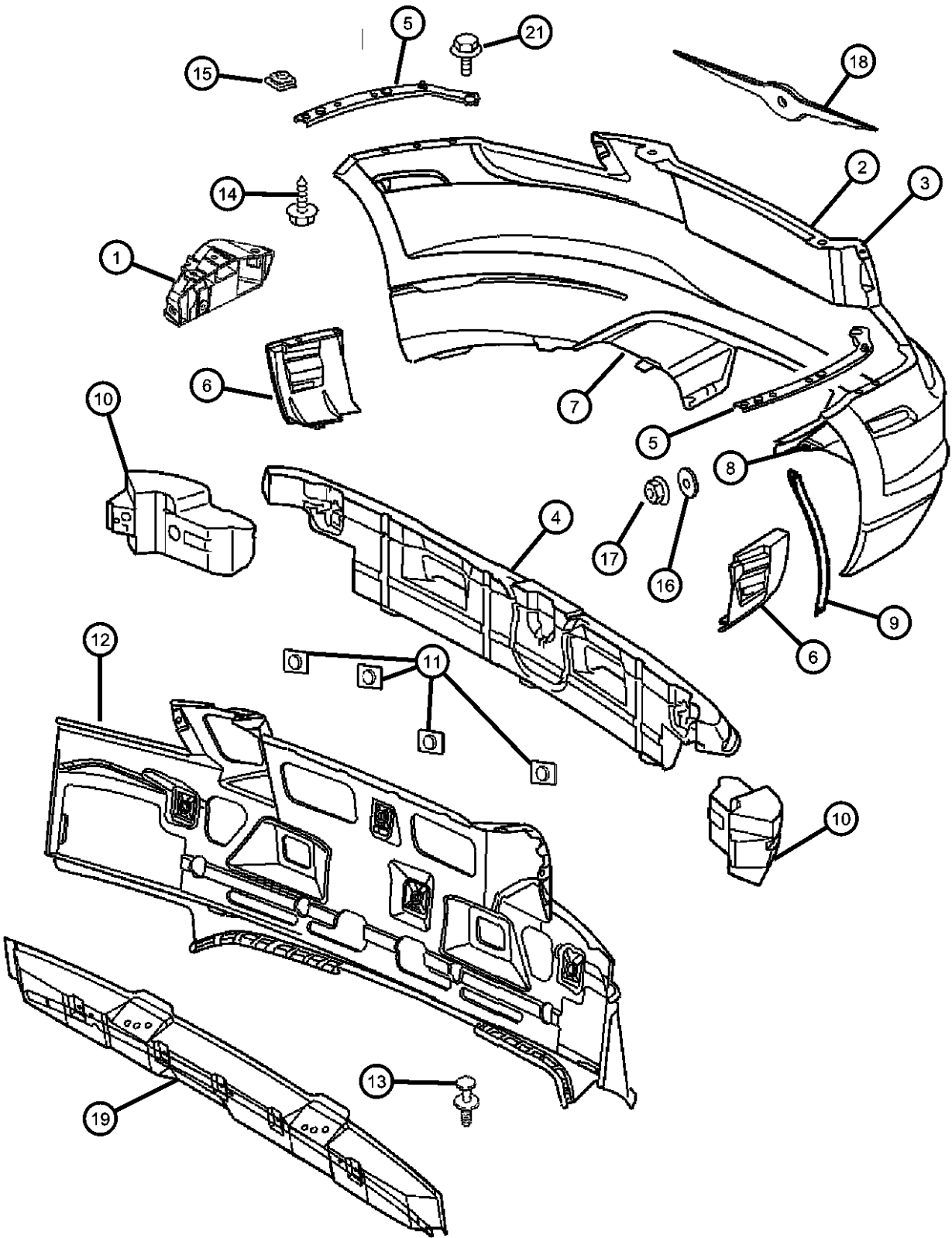
20	06104903AA	4		S	29				RIVET
21	06104905AA	1		S	29				PIN, Push



<b>CROSSFIRE (ZH)</b>									
SERIES	LINE				BODY	ENGINE			TRANSMISSION
P = PREMIUM	C = CHRYSLER				27 = 2-DR CONVERTIBLE	EGX = Engine - 3.2L V6 SOHC 18 Valve			DGJ = Transmission-5-Spd. Automatic, W5A580
S = SPORT	Z = CHRYSLER				29 = SPECIALTY COUPE	EGZ = Engine - 3.2L V6 Supercharged			DED = Transmission - 6-Speed Manual
X = SPECIAL									DGU = Transmission - 5-Spd Automatic

AR = use ase required - = Non illustrated part

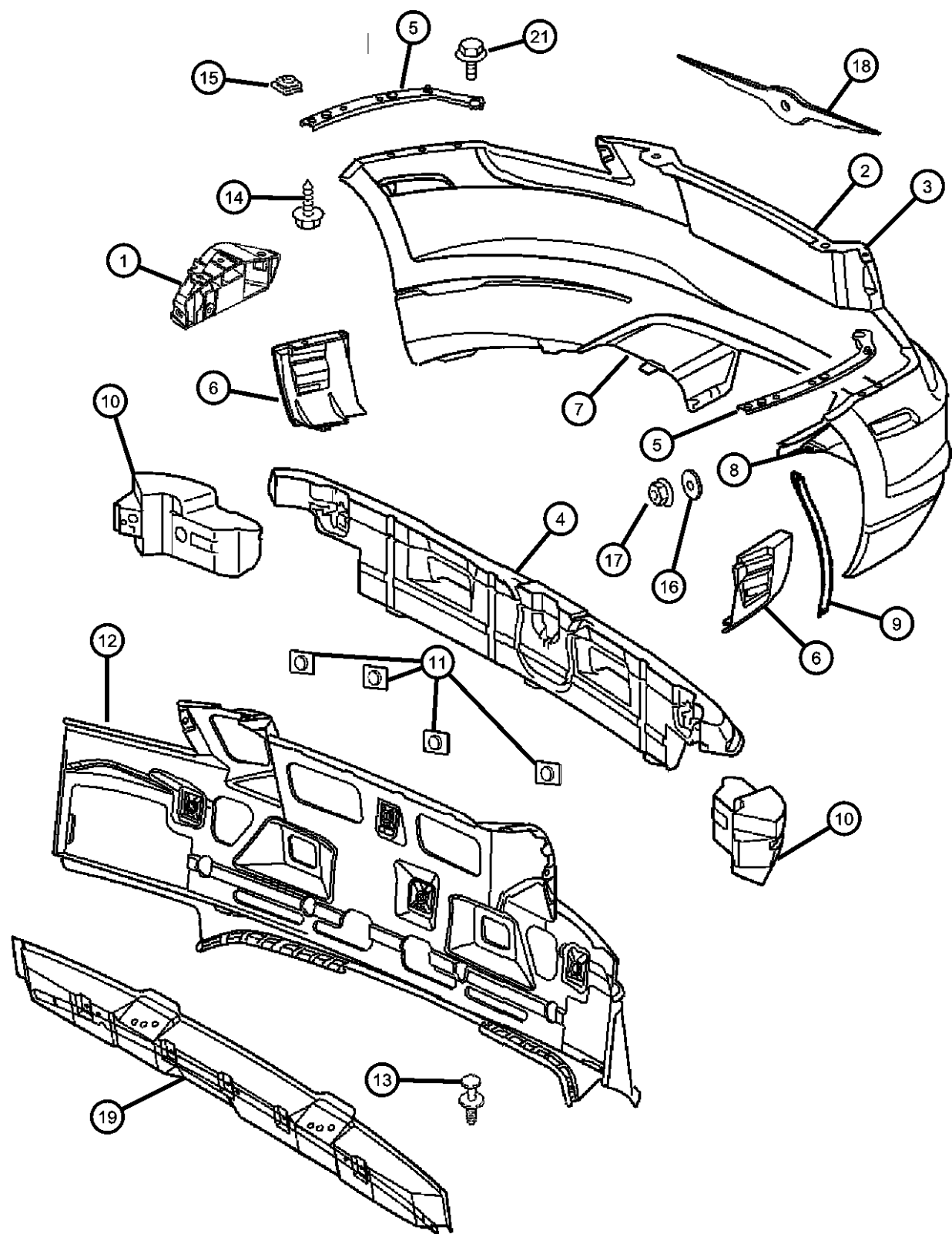
Fascia, Rear  
Figure 13-310



ITEM	PART NUMBER	QTY	LINE	SERIES	BODY	ENGINE	TRANS	TRIM	DESCRIPTION
1									RETAINER, Rear Fascia, Slide Part
	05098688AA	1		S	29				Right
	05098689AA	1		S	29				Left
2									FASCIA, Rear
	0YA84P41AA	1		S	29				[41], Black
	0YA84P61AA	1		S	29				[61], Alabaster
	0YA84PDRAA	1		S	29				[DR], Graphite Metallic
	0YA84PRHAA	1		S	29				[RH], Blaze Red Crystal
	0YA84PS3AA	1		S	29				[S3], Sapphire Silver Blue
3									FASCIA, Rear, Primed
	05159188AA	1		S	29				Canada
	05159189AA	1		S	29				Japan
4									ABSORBER, Rear Energy
	05101012AA	1		S	29				Export
	05102555AA	1		S	29				Japan, Canada
	05102556AA	1		S	29				
5									RETAINER, Fascia
	05099709AA	1		S	29				Left
	05099710AA	1		S	29				Right
6									GUIDE, GUIDE-RR BUMPER SIDE SLIDING
	05098275AA	1		S	29				Left
	05098276AA	1		S	29				Right
7	05096780AA	1		S	29				SHIELD, HeatRight
8	05096781AA	1		S	29				SHIELD, HeatLeft
9	05099988AA	1		S	29				SEAL, SEAL
10									ABSORBER, Rear Energy
	05101011AA	1		S	29				Left
	05101010AA	1		S	29				Right
	05102553AA	1		S	29				Japan, Canada, Left
	05102554AA	1		S	29				Japan, Canada, Right
11	05097535AA	4		S	29				RETAINER, Fascia
12	05099167AA	1		S	29				PANEL, Rear Fascia Valance
13	05099167AA	1							PIN, (NOT SERVICED)

CROSSFIRE (ZH)		BODY		ENGINE	TRANSMISSION
SERIES	LINE				
P = PREMIUM	C = CHRYSLER	27 = 2-DR CONVERTIBLE		EGX = Engine - 3.2L V6 SOHC 18 Valve	DGJ = Transmission-5-Spd. Automatic,W5A580
S = SPORT	Z = CHRYSLER	29 = SPECIALTY COUPE		EGZ = Engine - 3.2L V6 Supercharged	DED = Transmission - 6-Speed Manual
X = SPECIAL					DGU = Transmission - 5-Spd Automatic

Fascia, Rear  
Figure 13-310



ITEM	PART NUMBER	QTY	LINE	SERIES	BODY	ENGINE	TRANS	TRIM	DESCRIPTION
14	05096999AA	2		S	29				BOLT, M6x20
15	05096979AA	2		S	29				NUT
16	05096979AA	2							WASHER, (NOT SERVICED)
17	05096979AA	2							NUT, Hex, (NOT SERVICED)
18	05101681AA	1		S	29				EMBLEM, Decklid, Winged Victory
19	05101256AA	1		S	29				REINFORCEMENT, Rear Bumper
-20	06104635AA	2		S	29				SCREW, License Plate attaching
21	06104122AA	2		S	29				SCREW, Hex Head

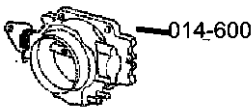
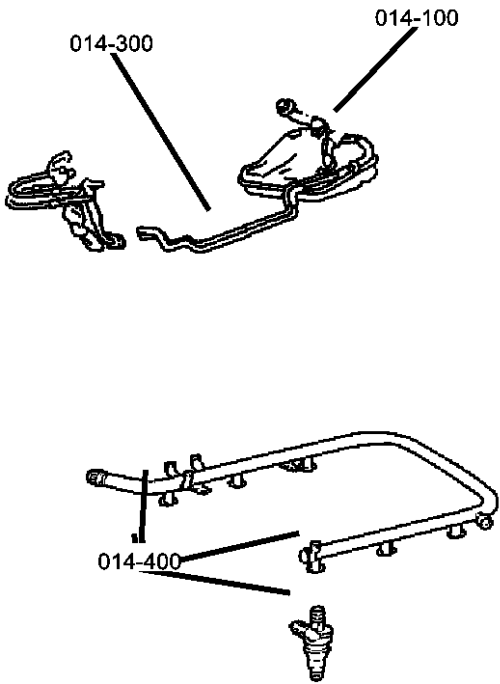
CROSSFIRE (ZH)					
SERIES	LINE	BODY	ENGINE	TRANSMISSION	
P = PREMIUM	C = CHRYSLER	27 = 2-DR CONVERTIBLE	EGX = Engine - 3.2L V6 SOHC 18 Valve	DGJ = Transmission-5-Spd. Automatic, W5A580	
S = SPORT	Z = CHRYSLER	29 = SPECIALTY COUPE	EGZ = Engine - 3.2L V6 Supercharged	DED = Transmission - 6-Speed Manual	
X = SPECIAL				DGU = Transmission - 5-Spd Automatic	

# Group - 14

## Fuel

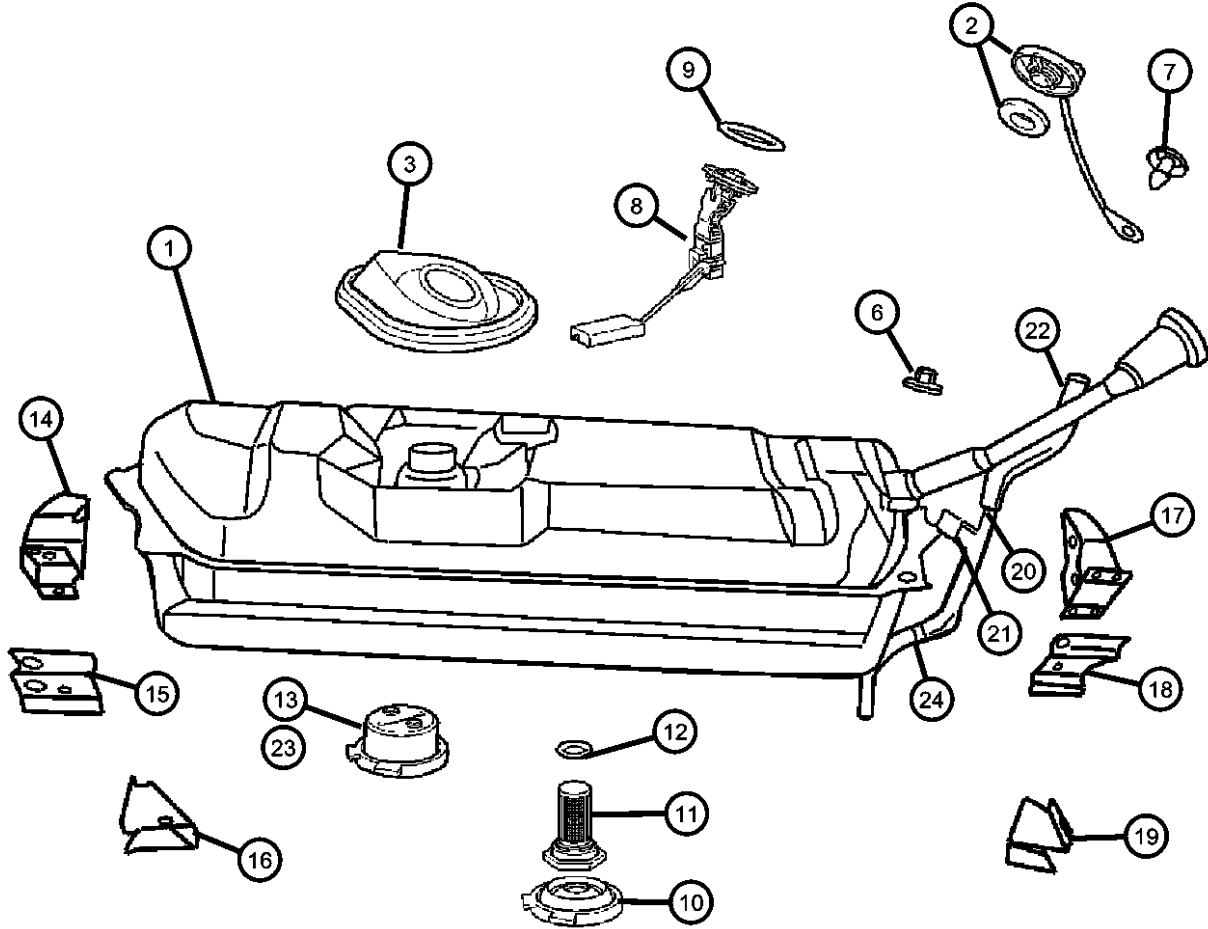
### Group - 14 Fuel

Illustration Title	Group-Fig. No.
<b>Tank, Fuel</b>	
Fuel Tank and Attaching Parts .....	Fig. 14 - 110
<b>Fuel Lines</b>	
Fuel Lines.....	Fig. 14 - 310
<b>Fuel Rail</b>	
Fuel Rail .....	Fig. 14 - 410
<b>Fuel Pump and Sending Unit</b>	
Fuel Pump Package .....	Fig. 14 - 510
<b>Throttle Body</b>	
Throttle Body .....	Fig. 14 - 610
<b>Air Cleaner</b>	
Air Cleaner 3.2L [EGX] .....	Fig. 14 - 810
<b>Air Intake System</b>	
Air Intake.....	Fig. 14 - 910
<b>Accelerator Pedal</b>	
Pedal - Accelerator.....	Fig. 14 - 1110



<b>014-100</b> Tank, Fuel	<b>014-1100</b> Accelerator Pedal	<b>014-300</b> Fuel Lines	<b>014-400</b> Fuel Rail
<b>014-500</b> Fuel Pump and Sending Unit	<b>014-600</b> Throttle Body	<b>014-800</b> Air Cleaner	<b>014-900</b> Air Intake System

Fuel Tank and Attaching Parts  
Figure 14-110

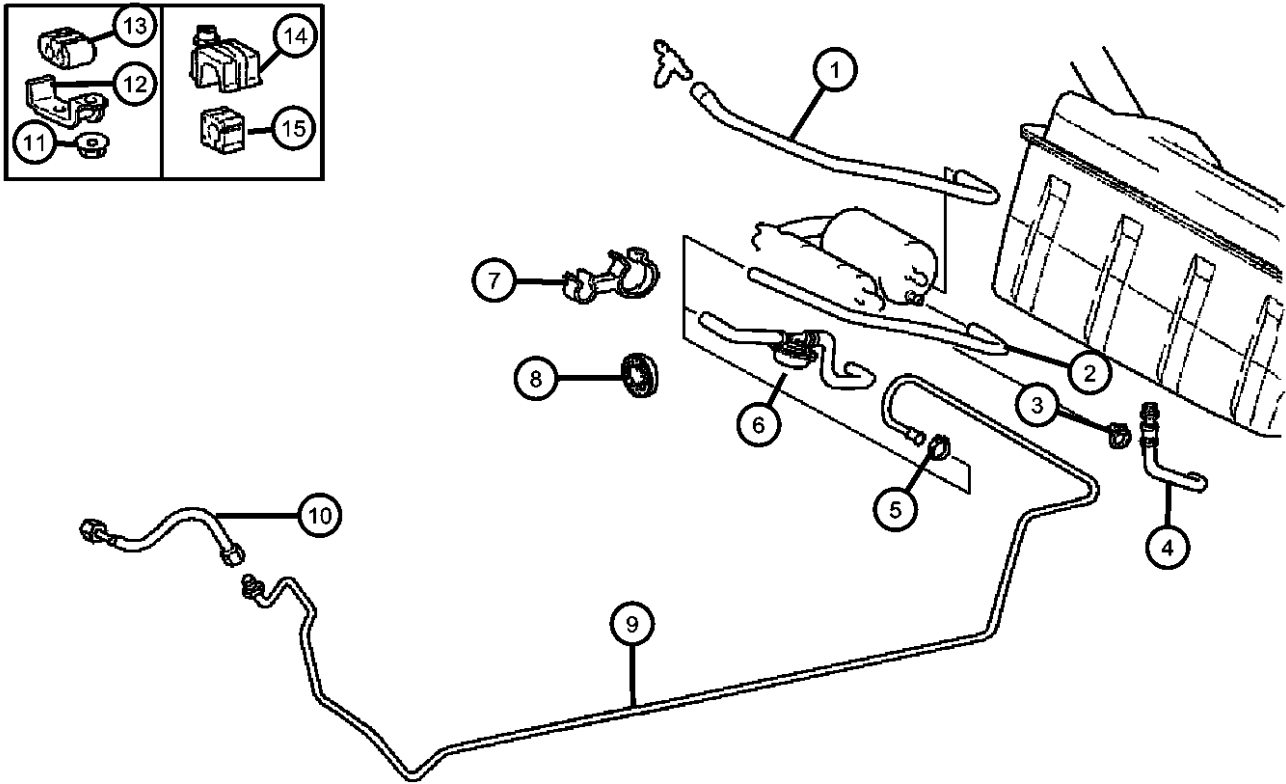


ITEM	PART NUMBER	QTY	LINE	SERIES	BODY	ENGINE	TRANS	TRIM	DESCRIPTION
1									TANK, Fuel
	05097420AA	1		S	29				
	05097419AA	1		S	29				Export
2									CAP, Fuel Filler
	05102961AA	1		S	29				
	05102962AA	1		S	29				Export
3	05097415AA	1		S	29				HOUSING, Fuel Filler Tube
-4	05098828AA	2		S	29				SCREW, Housing Mount
-5	05099251AA	1		S	29				MOTOR
6	05096389AA	4		S	29				NUT, Fuel Tank Mounting
7	05096389AA	4							RIVET, Plastic, (NOT SERVICED)
8									LEVEL UNIT, Fuel
	05099914AA	1		S	29				Up to 4/30/04, Export
	05127430AA	1		S	29				After 4/30/04,
	05127431AA	1		S	29				After 4/30/04, Export
	05099915AA	1		S	29				Up to 4/30/04
9									SEAL, Fuel Pump and Level Unit
	05101733AA	1		S	29				
	05101734AA	1		S	29				Export
10	05097202AA	1		S	29				GASKET
11	05099788AA	1		S	29				STRAINER, Fuel Tank
12	05098884AA	1		S	29				O RING
13	05097618AA	1		S	29				GASKETExport
14	05098535AA	1		S	29				BRACKET, Fuel Tank, Left Upper
15	05097311AA	1		S	29				BRACKET, Fuel Tank, Left
16	05098532AA	1		S	29				BRACKET, Fuel Tank, Left Lower
17	05098534AA	1		S	29				BRACKET, Fuel Tank, Right Upper
18	05097312AA	1		S	29				BRACKET, Fuel Tank, Right
19	05098533AA	1		S	29				BRACKET, Fuel Tank, Right Lower
20	05096444AA	1		S	29				CLAMP, Hose
21	05099903AA	1		S	29				HOSE
22	05098509AA	1		S	29				TUBE
23	05097619AA	1		S	29				GROMMET
24	05097083AA	1		S	29				GROMMET

CROSSFIRE (ZH)		BODY		ENGINE	TRANSMISSION
SERIES	LINE				
P = PREMIUM	C = CHRYSLER	27 = 2-DR CONVERTIBLE		EGX = Engine - 3.2L V6 SOHC 18 Valve	DGJ = Transmission-5-Spd. Automatic,W5A580
S = SPORT	Z = CHRYSLER	29 = SPECIALTY COUPE		EGZ = Engine - 3.2L V6 Supercharged	DED = Transmission - 6-Speed Manual
X = SPECIAL					DGU = Transmission - 5-Spd Automatic

Fuel Lines  
Figure 14-310

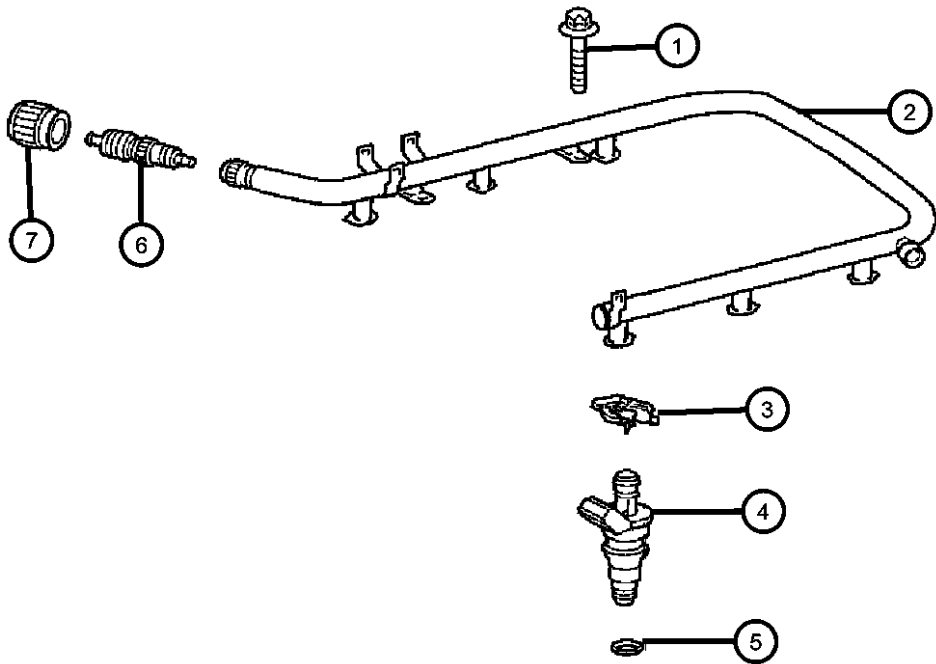
ITEM	PART NUMBER	QTY	LINE	SERIES	BODY	ENGINE	TRANS	TRIM	DESCRIPTION
1	05099404AA	1		S	29				HOSE, Fuel Filter to Fuel Tank
2	05098510AA	1		S	29				TUBE, Fuel
3	05096440AA	1		S	29				CLAMP, Fuel Pump
4	05098998AA	1		S	29				HOSE, Fuel Tank to Fuel Pump
5	05080439AB	2		S	29				CLAMP
6	05099403AA	1		S	29				DIAPHRAGM, Fuel Filter to Feed Line
7	05099293AA	1		S	29				CLIP, Fuel Line
8	05097890AA	1		S	29				GROMMET, Fuel Line
9	05098508AA	1		S	29				TUBE, Fuel Supply
10	05098999AA	1		S	29				HOSE
11	06104911AA	1		S	29				NUT, Hex
12	05097774AA	2		S	29				CLIP, Fuel Line
13	05101094AA	2		S	29				CLIP, Fuel Line
14	05102802AA	1		S	29				CLAMP, Fuel Line
15	05098458AA	1		S	29				GROMMET, Clutch Cable
-16	05097274AA	1		S	29				TUBE, Fuel, Filter to Chassis Hose
-17	05098387AA	1		S	29				BRACKET, Cable, Fuel Line Clip



CROSSFIRE (ZH)				
SERIES	LINE	BODY	ENGINE	TRANSMISSION
P = PREMIUM	C = CHRYSLER	27 = 2-DR CONVERTIBLE	EGX = Engine - 3.2L V6 SOHC 18 Valve	DGJ = Transmission-5-Spd. Automatic,W5A580
S = SPORT	Z = CHRYSLER	29 = SPECIALTY COUPE	EGZ = Engine - 3.2L V6 Supercharged	DED = Transmission - 6-Speed Manual
X = SPECIAL				DGU = Transmission - 5-Spd Automatic

Fuel Rail  
Figure 14-410

ITEM	PART NUMBER	QTY	LINE	SERIES	BODY	ENGINE	TRANS	TRIM	DESCRIPTION
NOTES: Sales Code [EGX] = 3.2L V6 SOHC 18 Valve Engine									
1	06507443AA	4		S	29	EGX			SCREW, Rail to Intake Manifold
2	05098910AA	1		S	29	EGX			RAIL, Fuel
3	05097191AA	6		S	29	EGX			CLIP, Fuel Injector, Injector Valve to Rail
4	05101526AA	6		S	29	EGX			INJECTOR, Fuel
5	05101151AA	12		S	29	EGX			O RING, Fuel Injector
6	05101151AA	12							VALVE, (NOT SERVICED)
7	05098852AA	1		S	29	EGX			CAP



CROSSFIRE (ZH)		BODY		ENGINE	TRANSMISSION
SERIES	LINE				
P = PREMIUM	C = CHRYSLER	27 = 2-DR CONVERTIBLE		EGX = Engine - 3.2L V6 SOHC 18 Valve	DGJ = Transmission-5-Spd. Automatic,W5A580
S = SPORT	Z = CHRYSLER	29 = SPECIALTY COUPE		EGZ = Engine - 3.2L V6 Supercharged	DED = Transmission - 6-Speed Manual
X = SPECIAL					DGU = Transmission - 5-Spd Automatic

Fuel Pump Package  
Figure 14-510

ITEM	PART NUMBER	QTY	LINE	SERIES	BODY	ENGINE	TRANS	TRIM	DESCRIPTION
NOTES: Sales Codes [DED] = 6 Speed Manual Transmission [EGX] = 3.2L V6 SOHC 18 Valve Engine									
1	05096837AA	1		S	29				BRACKET Rear Axle
2	05096983AA	3		S	29				SCREW, SCREW, Bracket to Rear Axle
3	05097855AA	4		S	29				GASKET, Fuel Filter, Pump and Filter at Bracket
4	05097617AA	1		S	29				BRACKET, Fuel Filter, From Fuel Pump to Filter
5	05096758AA	1		S	29				BRACKET, Fuel Pump
6	05101482AA	1		S	29				SCREW, Fuel Pump Mounting Bracket
7	05102665AA	1		S	29				SHIELD, Fuel Pump, At Bracket, Plastic
-8	0YA21DX9AA	1		S	29				RIVET, Plastic, Shield Attach
9	05099977AA	1		S	29				COVER, COVER-FUEL PUMP PLATE, Metal
10									NUT, Hex
	05097067AA	1	C	S	29		DED		Suppressor Housing at Bracket
		1		S	29				Suppressor Housing at Bracket
11	05102594AA	1		S	29				PUMP, Fuel
-12	05098529AA	1		S	29				BRACKET, Wiring, Fuel Pump Wiring
13	05101749AA	1		S	29				WASHER, Fuel Pump, Toothed - 4 MM
-14	05101750AA	1		S	29				WASHER, Toothed-5mm
15									NUT
	05098365AA	1		S	29				Two different nuts used
	05098366AA	1		S	29				
16	05080439AB	2		S	29				CLAMP
17									HOSE, Fuel
	05099377AA	1		S	29				Export
	05099723AA	1		S	29				
18									FILTER, Fuel
	05097052AA	1		S	29				
	05097053AA	1		S	29				Optional
19	05096561AA	1		S	29				CLAMP, Fuel Filter
20	05099404AA	1		S	29				HOSE, Fuel Filter to Fuel Tank

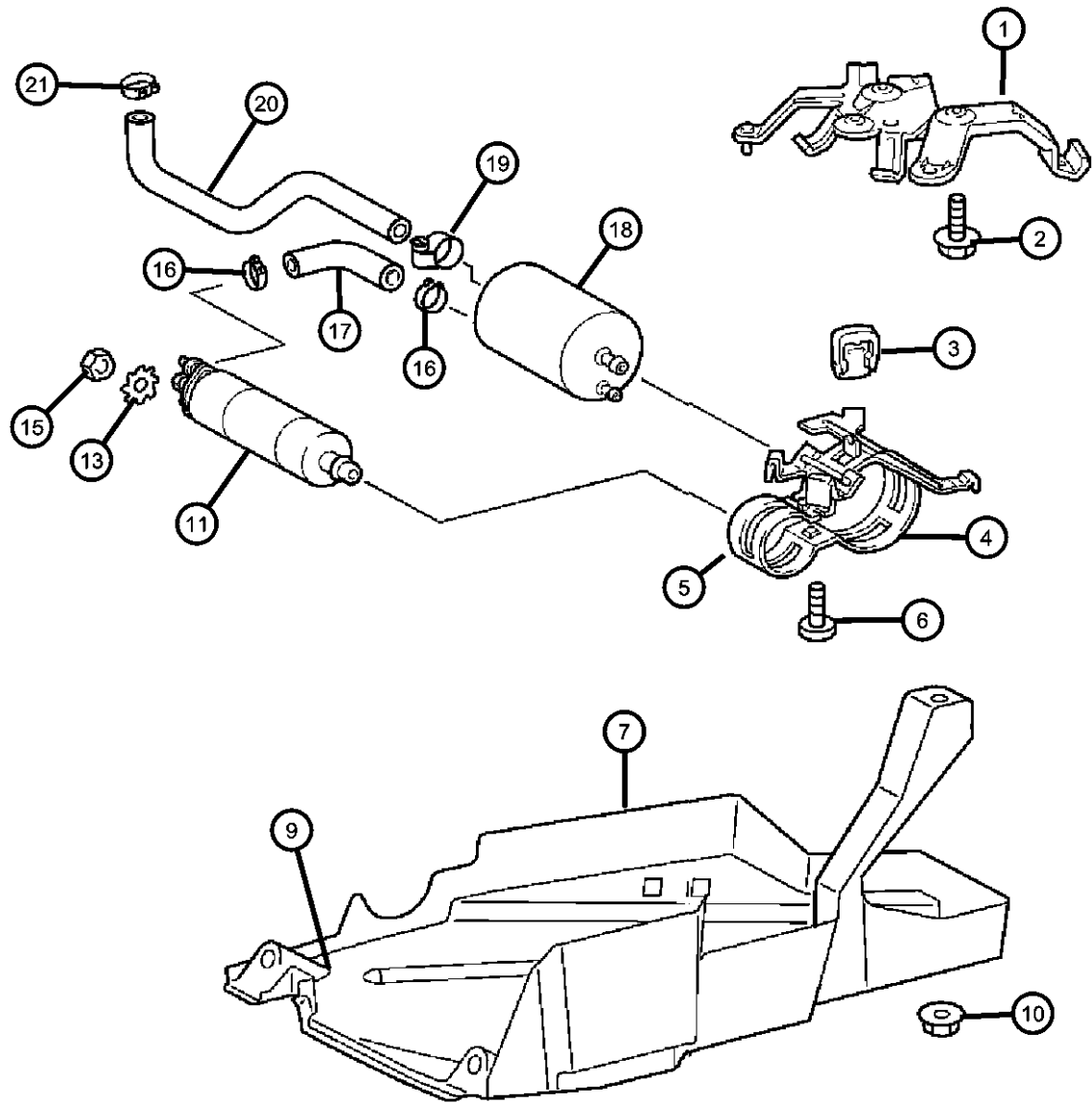
CROSSFIRE (ZH)		BODY		ENGINE	TRANSMISSION
SERIES	LINE				
P = PREMIUM	C = CHRYSLER	27 = 2-DR CONVERTIBLE		EGX = Engine - 3.2L V6 SOHC 18 Valve	DGJ = Transmission-5-Spd. Automatic, W5A580
S = SPORT	Z = CHRYSLER	29 = SPECIALTY COUPE		EGZ = Engine - 3.2L V6 Supercharged	DED = Transmission - 6-Speed Manual
X = SPECIAL					DGU = Transmission - 5-Spd Automatic

AR = use ase required - = Non illustrated part



Fuel Pump Package  
Figure 14-510

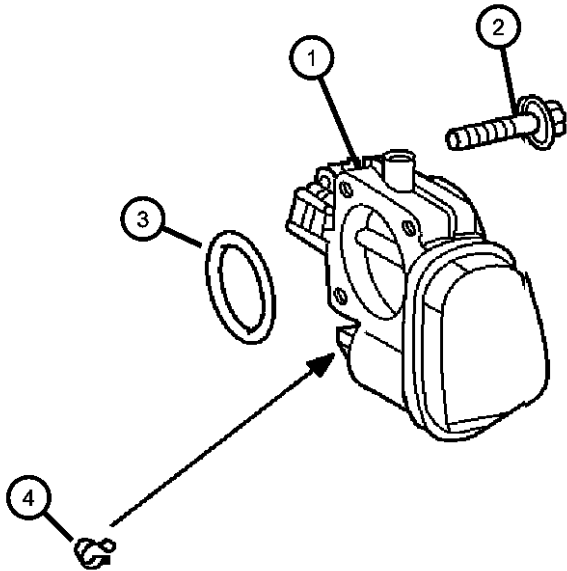
ITEM	PART NUMBER	QTY	LINE	SERIES	BODY	ENGINE	TRANS	TRIM	DESCRIPTION
21	06104822AA	1		S	29				CLAMP, Hose
-22	05080159AA	100		S	29	EGX			HOSE, 5 Meters Long ,To cover in area of Diagonal Strut, 30MM



CROSSFIRE (ZH)				
SERIES	LINE	BODY	ENGINE	TRANSMISSION
P = PREMIUM	C = CHRYSLER	27 = 2-DR CONVERTIBLE	EGX = Engine - 3.2L V6 SOHC 18 Valve	DGJ = Transmission-5-Spd. Automatic,W5A580
S = SPORT	Z = CHRYSLER	29 = SPECIALTY COUPE	EGZ = Engine - 3.2L V6 Supercharged	DED = Transmission - 6-Speed Manual
X = SPECIAL				DGU = Transmission - 5-Spd Automatic

Throttle Body  
Figure 14-610

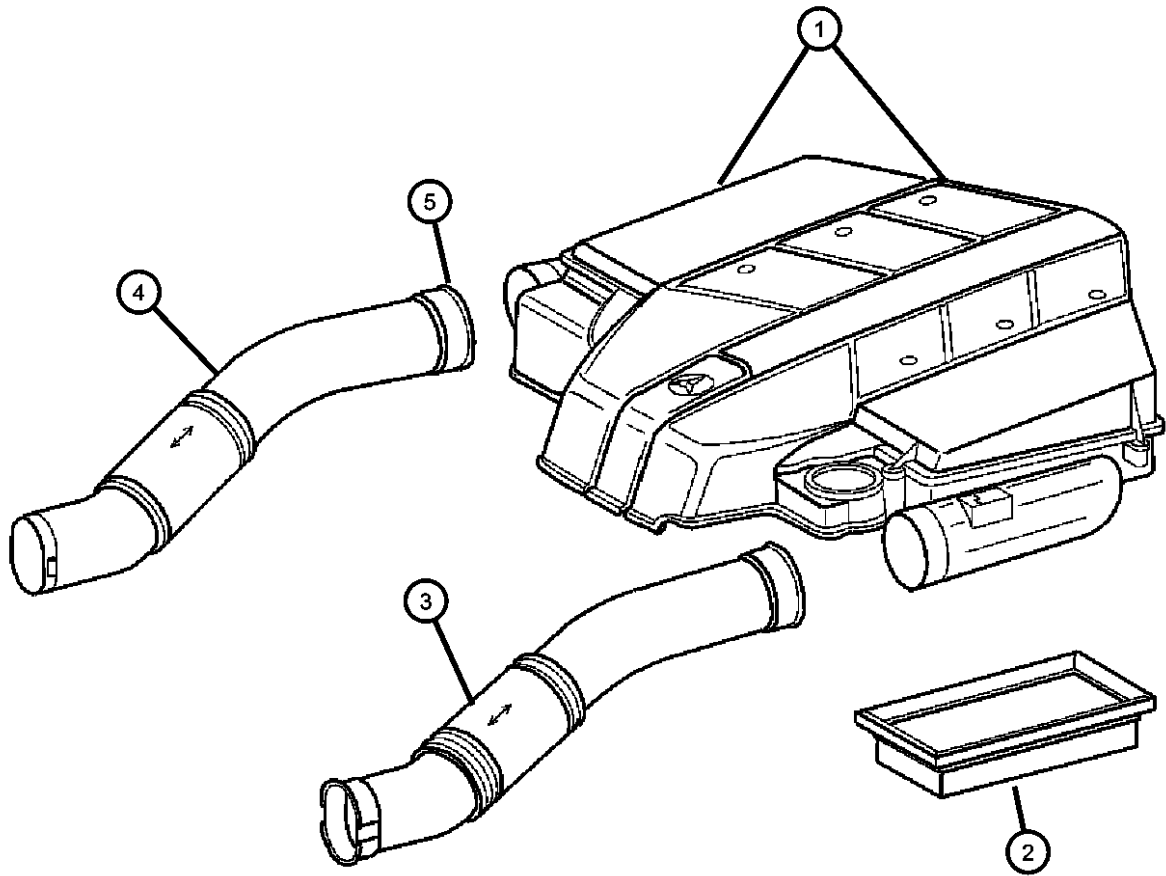
ITEM	PART NUMBER	QTY	LINE	SERIES	BODY	ENGINE	TRANS	TRIM	DESCRIPTION
1	05098914AA	1		S	29	EGX			THROTTLE BODY
2	05097714AA	4		S	29	EGX			BOLT, M6
3	05102933AA	1		S	29	EGX			O RING
4	05098164AA	1		S	29	EGX			BRACKET, Hose



CROSSFIRE (ZH)				
SERIES	LINE	BODY	ENGINE	TRANSMISSION
P = PREMIUM	C = CHRYSLER	27 = 2-DR CONVERTIBLE	EGX = Engine - 3.2L V6 SOHC 18 Valve	DGJ = Transmission-5-Spd. Automatic,W5A580
S = SPORT	Z = CHRYSLER	29 = SPECIALTY COUPE	EGZ = Engine - 3.2L V6 Supercharged	DED = Transmission - 6-Speed Manual
X = SPECIAL				DGU = Transmission - 5-Spd Automatic

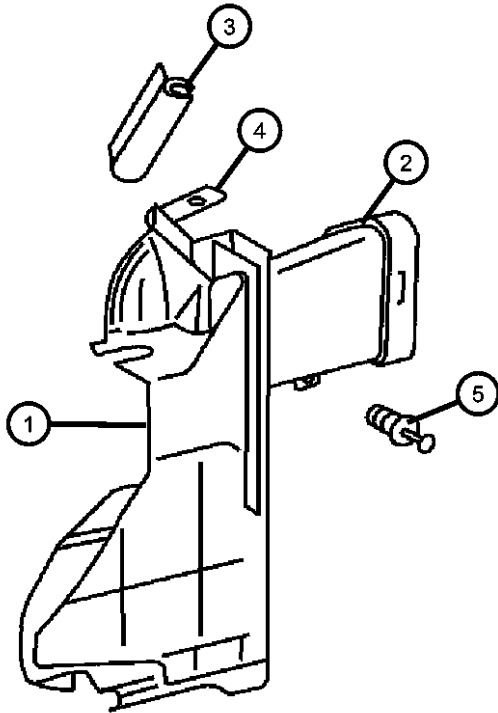
Air Cleaner 3.2L [EGX]  
Figure 14-810

ITEM	PART NUMBER	QTY	LINE	SERIES	BODY	ENGINE	TRANS	TRIM	DESCRIPTION
1	05097152AA	1		S	29	EGX			COVER, Engine, Air Cleaner
2	05098424AB	2		S	29	EGX			ELEMENT, Air Cleaner, Order 1, 2 In a Package
3	05097820AA	1		S	29	EGX			HOSE, Air Cleaner to Intake Scoop, Right
4	05097821AA	1		S	29	EGX			HOSE, Air Cleaner to Intake Scoop, Left
5	05096367AA	1		S	29	EGX			WASHER, Air Cleaner Hose



CROSSFIRE (ZH)				
SERIES	LINE	BODY	ENGINE	TRANSMISSION
P = PREMIUM	C = CHRYSLER	27 = 2-DR CONVERTIBLE	EGX = Engine - 3.2L V6 SOHC 18 Valve	DGJ = Transmission-5-Spd. Automatic,W5A580
S = SPORT	Z = CHRYSLER	29 = SPECIALTY COUPE	EGZ = Engine - 3.2L V6 Supercharged	DED = Transmission - 6-Speed Manual
X = SPECIAL				DGU = Transmission - 5-Spd Automatic

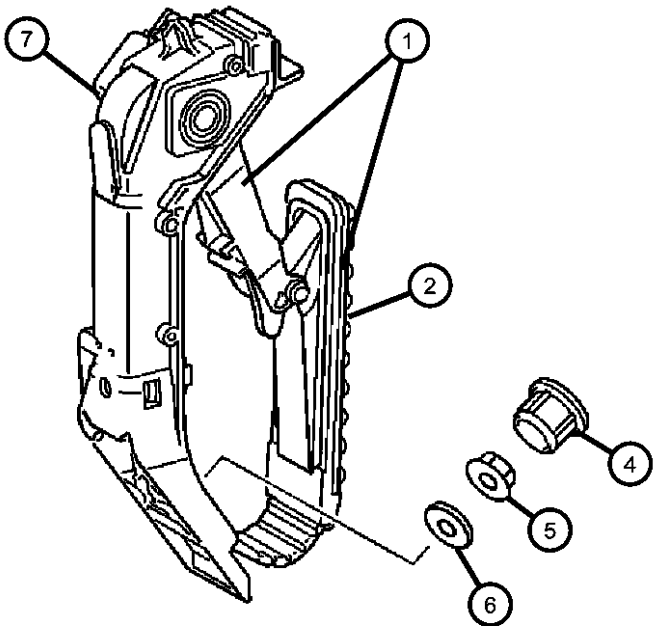
Air Intake  
Figure 14-910



ITEM	PART NUMBER	QTY	LINE	SERIES	BODY	ENGINE	TRANS	TRIM	DESCRIPTION
1									DUCT, Air Cleaner
	05098512AA	1		S	29				Left
	05098513AA	1		S	29				Right
2	05101206AA	1		S	29	EGX			DUCT, AIR
3									SEAL, Air Duct
	05096511AA	1		S	29	EGX			Right
	05096512AA	1		S	29	EGX			Left
4									BRACKET, Air Duct
	05096509AA	1		S	29	EGX			Right
	05096510AA	1		S	29	EGX			Left
5	05097848AA	2		S	29				RIVET

CROSSFIRE (ZH)				
SERIES	LINE	BODY	ENGINE	TRANSMISSION
P = PREMIUM	C = CHRYSLER	27 = 2-DR CONVERTIBLE	EGX = Engine - 3.2L V6 SOHC 18 Valve	DGJ = Transmission-5-Spd. Automatic,W5A580
S = SPORT	Z = CHRYSLER	29 = SPECIALTY COUPE	EGZ = Engine - 3.2L V6 Supercharged	DED = Transmission - 6-Speed Manual
X = SPECIAL				DGU = Transmission - 5-Spd Automatic

Pedal - Accelerator  
Figure 14-1110



ITEM	PART NUMBER	QTY	LINE	SERIES	BODY	ENGINE	TRANS	TRIM	DESCRIPTION
1	05098494AA	1		S	29		DED		PEDAL, Accelerator
		1		S	29		DGU		Export
	05098495AA	1		S	29		DED		
2	05102779AA	1		S	29		DED		STOP, Accelerator Pedal, Pad
-3									PEDAL, Brake
	05101367AA	1	Z	S	29		DGU		
	05101420AA	1	Z	S	29		DED		
	05102641AA	1	C	S	29		DGU		
4	05099800AA	1		S	29				CAP
5	06104715AA	1		S	29				NUT
6	05098103AA	1		S	29				WASHER
7									BRACKET, Pedal
	05097213AA	1		S	29		DED		
	05097552AA	1	Z	S	29		DGU		Export
	05102638AA	1	C	S	29		DGU		
-8	05098474AA	1		S	29				BOLT

CROSSFIRE (ZH)				
SERIES	LINE	BODY	ENGINE	TRANSMISSION
P = PREMIUM	C = CHRYSLER	27 = 2-DR CONVERTIBLE	EGX = Engine - 3.2L V6 SOHC 18 Valve	DGJ = Transmission-5-Spd. Automatic,W5A580
S = SPORT	Z = CHRYSLER	29 = SPECIALTY COUPE	EGZ = Engine - 3.2L V6 Supercharged	DED = Transmission - 6-Speed Manual
X = SPECIAL				DGU = Transmission - 5-Spd Automatic

Group - 16

Propeller Shafts and U-Joints

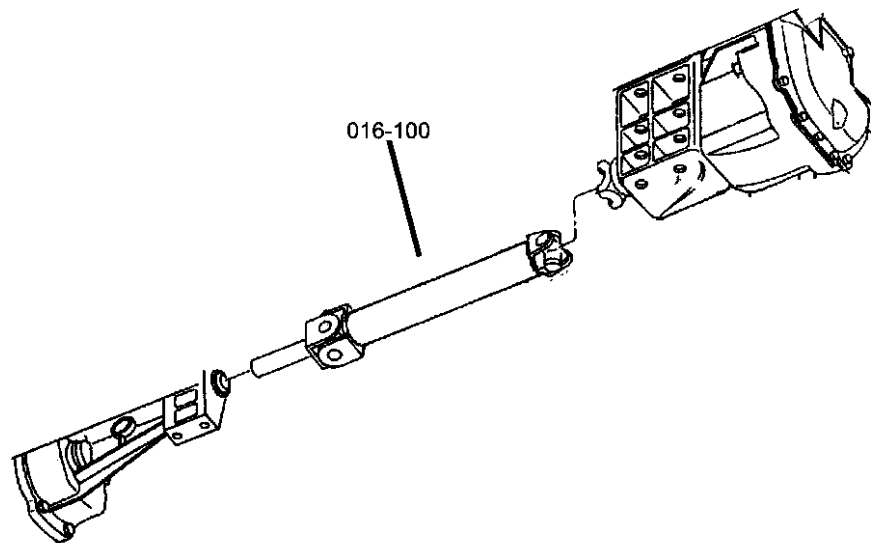
Group - 16 Propeller Shafts and U-Joints

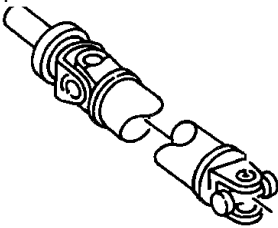
Illustration Title

Group-Fig. No.

Propeller Shaft

Propeller Shaft.....Fig. 16 - 110



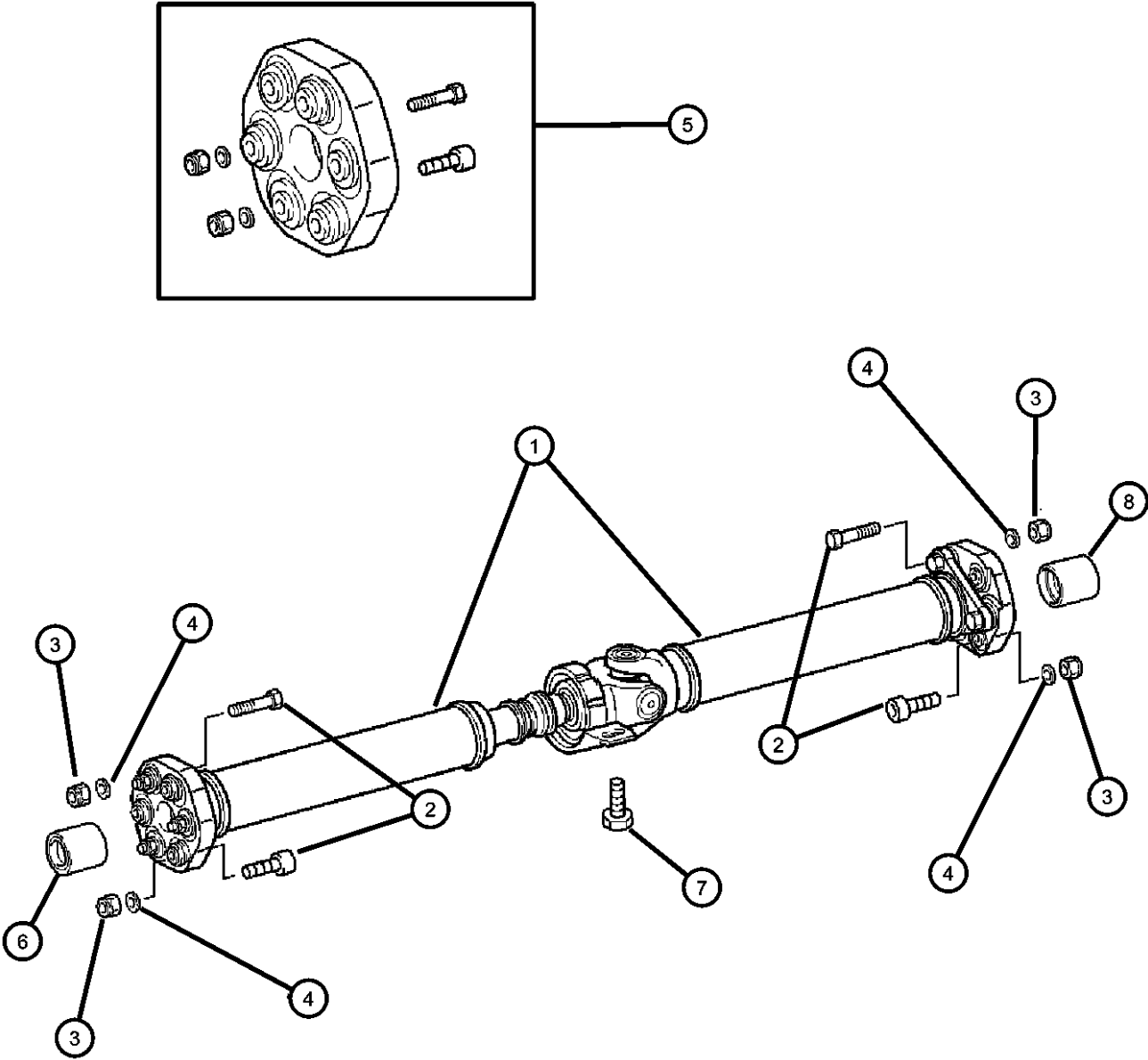
<div><div>016-100</div><div>Propeller Shaft</div></div>			
---	--	--	--

Propeller Shaft  
 Figure 16-110

ITEM	PART NUMBER	QTY	LINE	SERIES	BODY	ENGINE	TRANS	TRIM	DESCRIPTION
------	-------------	-----	------	--------	------	--------	-------	------	-------------

Sale Codes:  
 [DGU]= 5-SPD AUTO, W5A330

1									SHAFT, Drive, 2 Piece
	05099384AA	1		S	29				
	05102636AA	1		S	29		DGU		[DGU]
2	05097235AA	3		S	29				BOLT
3	05114271AA	3		S	29				NUT, Hex
4	05096584AA	3		S	29				WASHER
5	05127495AA	2		S	29		DGU		JOINT KIT, Driveshaft
6	05127524AA	1		S	29				SPACER, Driveshaft
7	05114273AA	2		S	29				BOLT
8	05127523AA	1		S	29				SPACER, Driveshaft



<b>CROSSFIRE (ZH)</b>				
SERIES	LINE	BODY	ENGINE	TRANSMISSION
P = PREMIUM	C = CHRYSLER	27 = 2-DR CONVERTIBLE	EGX = Engine - 3.2L V6 SOHC 18 Valve	DGJ = Transmission-5-Spd. Automatic,W5A580
S = SPORT	Z = CHRYSLER	29 = SPECIALTY COUPE	EGZ = Engine - 3.2L V6 Supercharged	DED = Transmission - 6-Speed Manual
X = SPECIAL				DGU = Transmission - 5-Spd Automatic

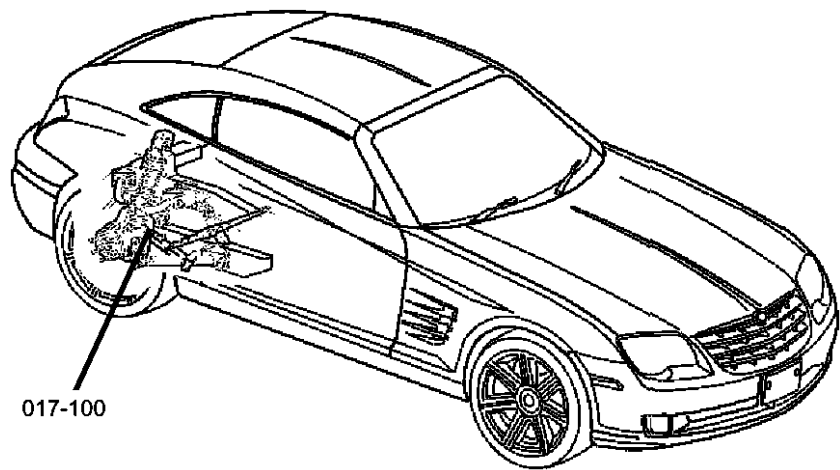
AR = use ase required    - = Non illustrated part

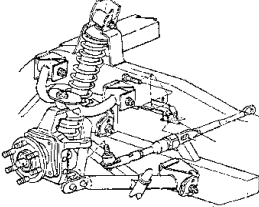
# Group - 17

## Rear Suspension

### Group - 17 Rear Suspension

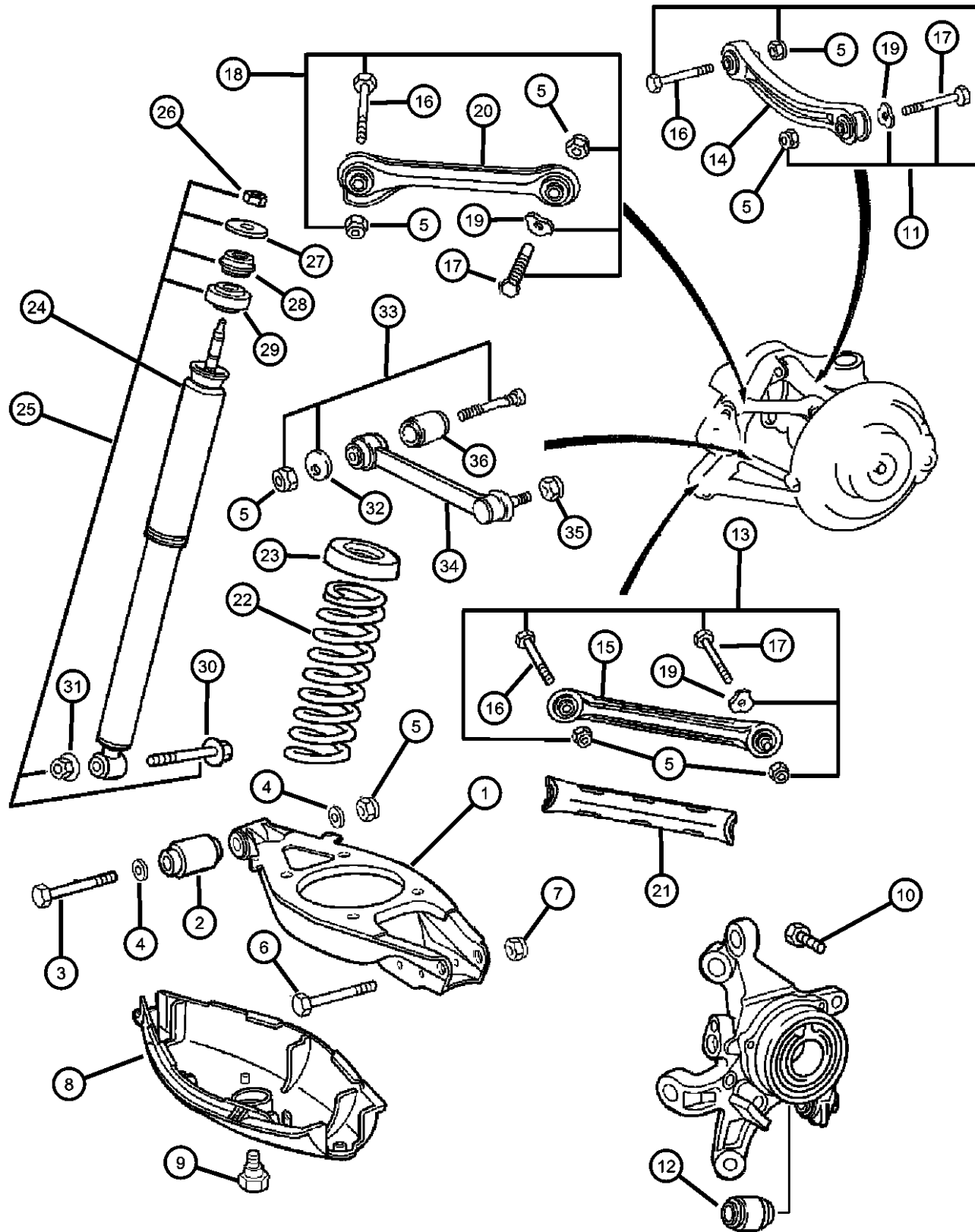
Illustration Title	Group-Fig. No.
<b>Rear Suspension</b>	
Rear Suspension .....	Fig. 17 - 120
Rear Sway Bar .....	Fig. 17 - 130



<div>017-100 Rear Suspension</div> 			
---	--	--	--



# Rear Suspension Figure 17-120



ITEM	PART NUMBER	QTY	LINE	SERIES	BODY	ENGINE	TRANS	TRIM	DESCRIPTION
1	05099737AA	2		S	29				ARM, Control
2	05099179AA	2		S	29				BUSHING, Control Arm
3	05099812AA	2		S	29				BOLT, Control Arm Cam
4	05099242AA	4		S	29				WASHER, Control Arm Pivot
5	05104667AA	2		S	29				NUT, Pivot Arm
6	05098775AA	2		S	29				BOLT, Control Arm Cam
7	05097686AA	2		S	29				NUT, Control Arm Strut
8	05101401AA	2		S	29				SHIELD, Suspension
9	05099793AA	4		S	29				BOLT
10									KNUCKLE, Rear
	05099180AA	1		S	29				Right
	05099181AA	1		S	29				Left
11	05127535AA	0		S	29	EGX			REPAIR KIT, Camber Strut
12	05101018AA	1		S	29				BUSHING, Control Arm
13	05127535AA	0		S	29	EGX			REPAIR KIT, Track Bar
14	05099786AA	2		S	29				CAMBER STRUT
15	05134572AA	2		S	29				TRACK BAR, Rear
16	05097082AA	6		S	29				BOLT
17	05097743AA	6		S	29				BOLT
18	05127535AA	0		S	29	EGX			REPAIR KIT, Trailing Link
19	05099243AA	6		S	29				WASHER
20	05099785AA	2		S	29				TRAILING LINK
21	05101355AA	2		S	29				COVER, Control Arm Ball
22	05102299AA	2		S	29				SPRING, Rear
23	05102308AA	2		S	29				ISOLATOR, Spring, 1 Burl [5 mm]
24	05096751AA	2		S	29				SHOCK ABSORBER, Suspension, Rear
25	05127493AA	2		S	29				REPAIR KIT, Shock absorber
26	05096974AA	2		S	29				NUT, Hex
27	05099735AA	2		S	29				WASHER, Shock Absorber
28	05101368AA	2		S	29				GROMMET, Shock Absorber
29	05101369AA	2		S	29				GROMMET, Shock Absorber
30	05096989AA	2		S	29				BOLT, Hex Flange Head
31	05098116AA	2		S	29				NUT, Hex Flange
32	05099375AA	2		S	29				WASHER

## CROSSFIRE (ZH)

SERIES LINE  
P = PREMIUM C = CHRYSLER  
S = SPORT Z = CHRYSLER  
X = SPECIAL

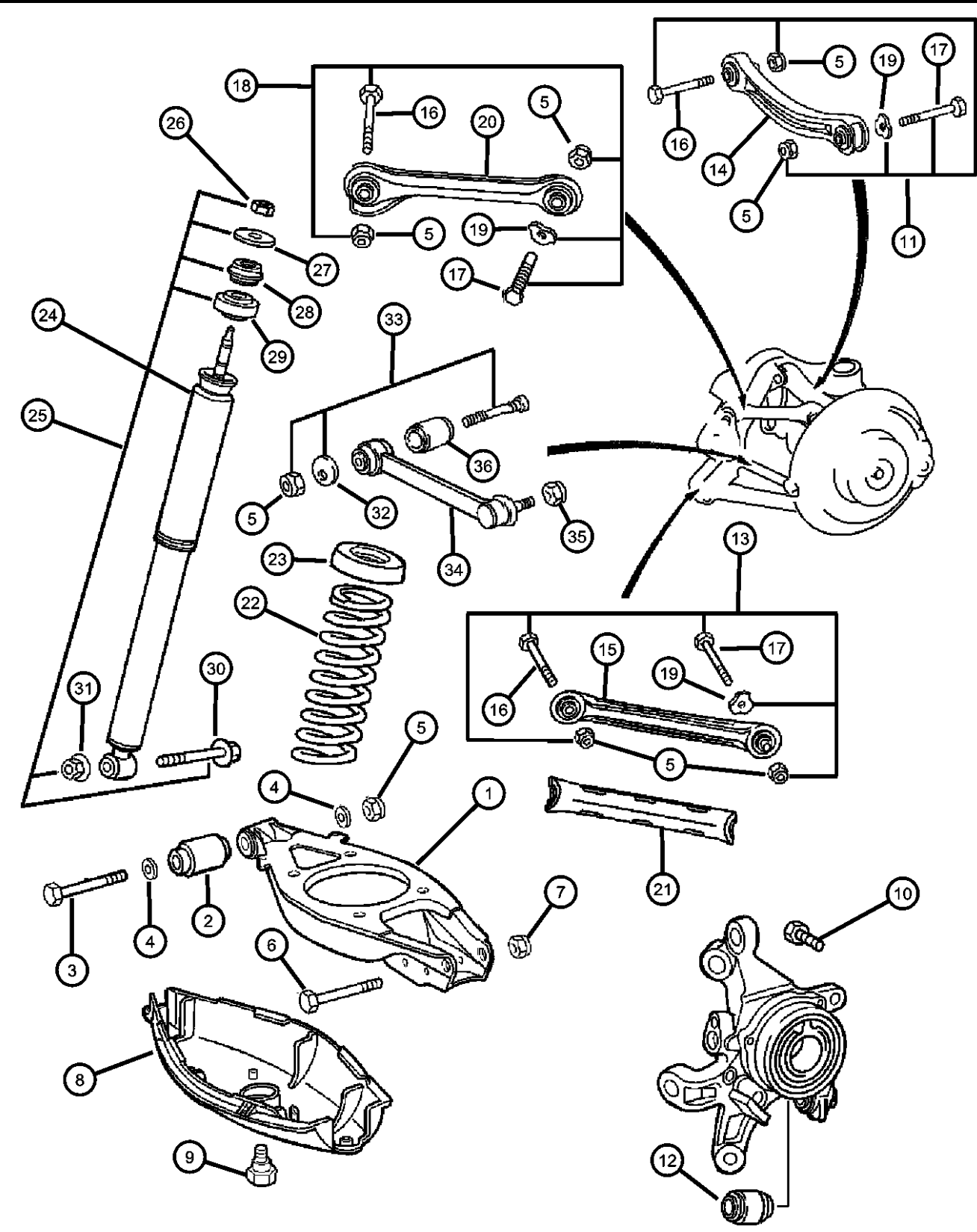
BODY  
27 = 2-DR CONVERTIBLE  
29 = SPECIALTY COUPE

ENGINE TRANSMISSION  
EGX = Engine - 3.2L V6 SOHC 18 Valve  
EGZ = Engine - 3.2L V6 Supercharged  
DGJ = Transmission-5-Spd. Automatic, W5A580  
DED = Transmission - 6-Speed Manual  
DGU = Transmission - 5-Spd Automatic

AR = use ase required - = Non illustrated part

2004 ZH

Rear Suspension  
Figure 17-120

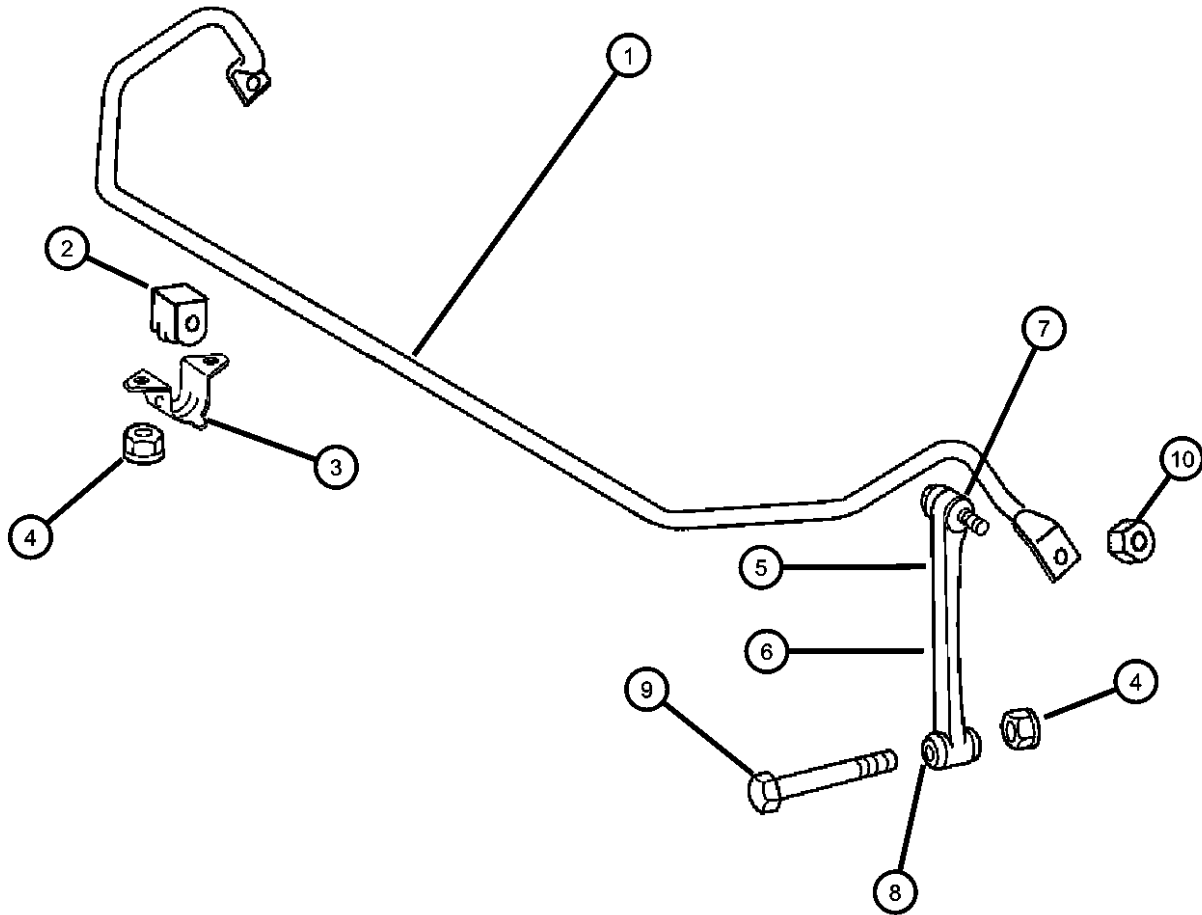


ITEM	PART NUMBER	QTY	LINE	SERIES	BODY	ENGINE	TRANS	TRIM	DESCRIPTION
33	05127541AA	0		S	29	EGX			REPAIR KIT, Lateral Link
34	05143012AA	0		S	29	EGX			STRUT, Rear Suspension
35	05097685AA	1		S	29				NUT, Hex
36	05099172AA	1		S	29				BUSHING

<b>CROSSFIRE (ZH)</b>					
SERIES	LINE	BODY	ENGINE	TRANSMISSION	
P = PREMIUM	C = CHRYSLER	27 = 2-DR CONVERTIBLE	EGX = Engine - 3.2L V6 SOHC 18 Valve	DGJ = Transmission-5-Spd. Automatic, W5A580	
S = SPORT	Z = CHRYSLER	29 = SPECIALTY COUPE	EGZ = Engine - 3.2L V6 Supercharged	DED = Transmission - 6-Speed Manual	
X = SPECIAL				DGU = Transmission - 5-Spd Automatic	

Rear Sway Bar  
Figure 17-130

ITEM	PART NUMBER	QTY	LINE	SERIES	BODY	ENGINE	TRANS	TRIM	DESCRIPTION
1	05099081AA	1		S	29				BAR, Rear Sway
2	05099082AA	2		S	29				BUSHING, Stabilizer Bar
3	05099354AA	2		S	29				RETAINER, Stabilizer Bar Grommet
4	05096980AA	2		S	29				NUT, Hex
5	05101545AA	2		S	29				LINK, Sway Eliminator
6	05099358AA	2		S	29				LINK, Stabilizer Bar
7	05097198AA	2		S	29				BUSHING, Stabilizer Bar, Link, Upper
8	05097538AA	2		S	29				BUSHING, Stabilizer Bar, Link, Lower
9	05098360AA	2		S	29				BOLT, Sway Bar to Control Arm
10	05097636AA	2		S	29				NUT, Hex, Link to Sway Bar

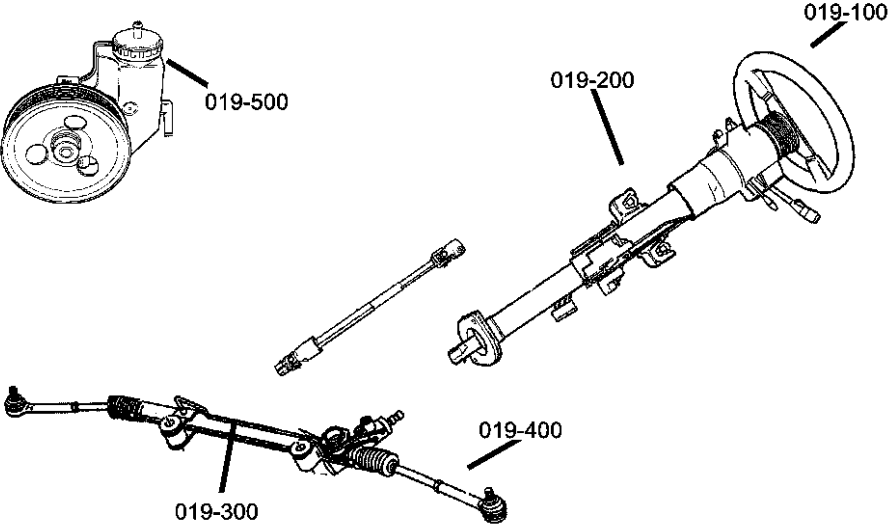


CROSSFIRE (ZH)				
SERIES	LINE	BODY	ENGINE	TRANSMISSION
P = PREMIUM	C = CHRYSLER	27 = 2-DR CONVERTIBLE	EGX = Engine - 3.2L V6 SOHC 18 Valve	DGJ = Transmission-5-Spd. Automatic,W5A580
S = SPORT	Z = CHRYSLER	29 = SPECIALTY COUPE	EGZ = Engine - 3.2L V6 Supercharged	DED = Transmission - 6-Speed Manual
X = SPECIAL				DGU = Transmission - 5-Spd Automatic

AR = use ase required - = Non illustrated part

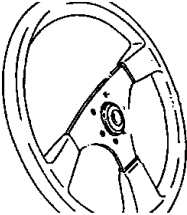



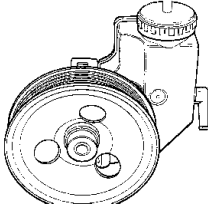

# Group - 19

## Steering

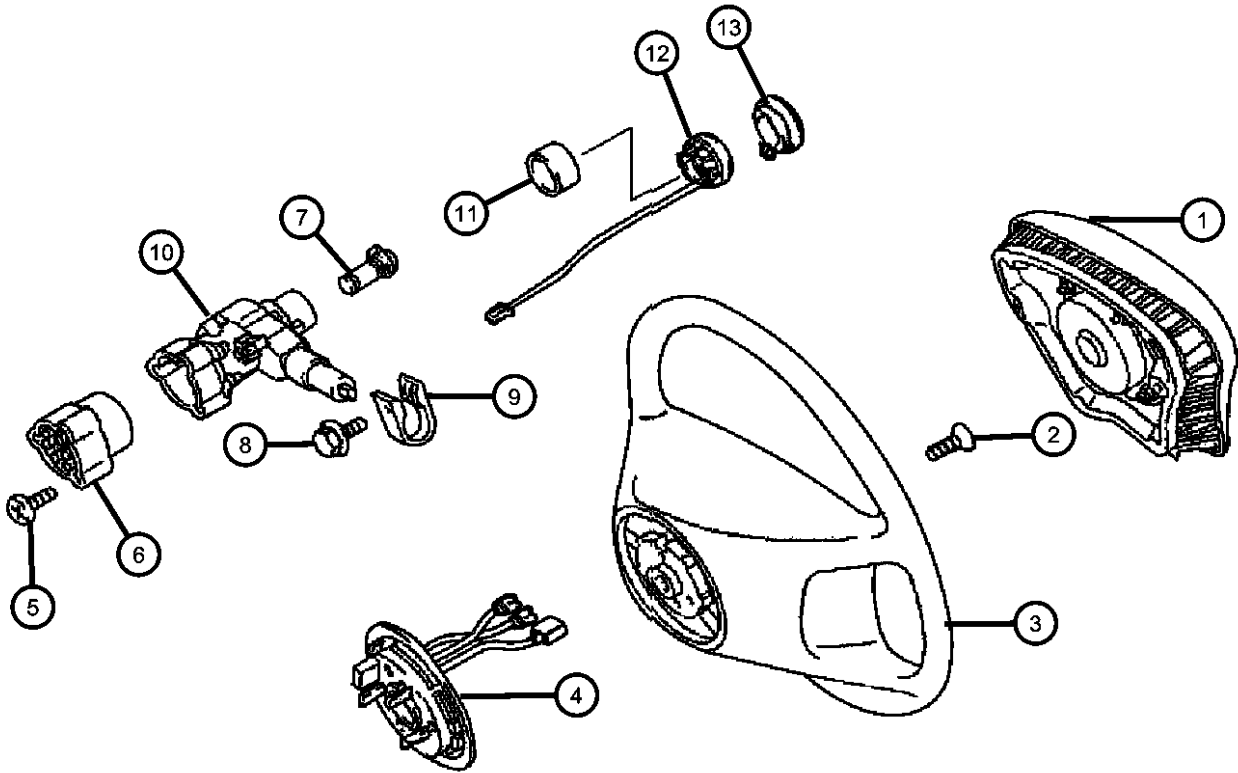


### Group - 19 Steering

Illustration Title	Group-Fig. No.
<b>Steering Wheel</b>	
Steering Wheel .....	Fig. 19 - 110
<b>Steering Column</b>	
Steering Column - Fixed .....	Fig. 19 - 210
Steering Column - Adjustable .....	Fig. 19 - 215
<b>Steering Gear</b>	
Steering Gear and Related .....	Fig. 19 - 310
<b>Steering Linkage</b>	
Steering Linkage .....	Fig. 19 - 410
<b>Power Steering Pump</b>	
Power Steering Pump .....	Fig. 19 - 510
<b>Power Steering Hoses</b>	
Steering Hoses Left Hand Drive .....	Fig. 19 - 710
Steering Hoses Right Hand Drive .....	Fig. 19 - 720

<div>019-100</div> <div>Steering Wheel</div> <div></div>	<div>019-200</div> <div>Steering Column</div> <div></div>	<div>019-300</div> <div>Steering Gear</div> <div></div>	<div>019-400</div> <div>Steering Linkage</div> <div></div>
<div>019-500</div> <div>Power Steering Pump</div> <div></div>	<div>019-700</div> <div>Power Steering Hoses</div> <div></div>		

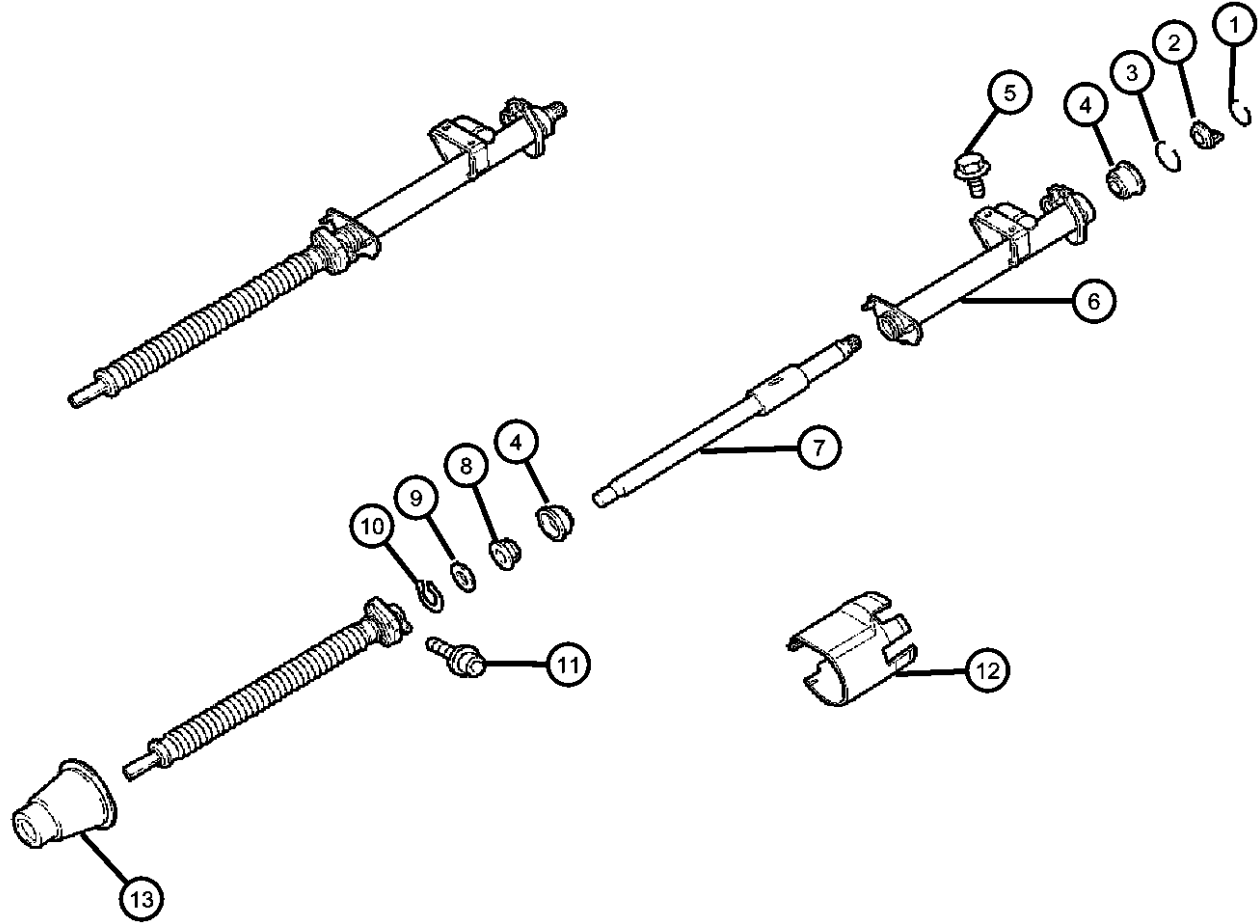
Steering Wheel  
Figure 19-110



ITEM	PART NUMBER	QTY	LINE	SERIES	BODY	ENGINE	TRANS	TRIM	DESCRIPTION
1	0ZG31ARKAA	1		S					AIR BAG, Driver
	0ZG31BD5AA	1		S					[RK] Poppy Red
	0ZG31XDVAA	1		S					[DD] Medium Quartz
	1BG25ARKAA	1		S					[DV] Dark Quartz
	1BG25BD5AA	1		S					[DR], Export
	1BG25BW-NAA	1		S					[DD], Export
	1BG25XDVAA	1		S					[DW], Export
									[DV], Export
2	04649132AA	1		S					BOLT, BOLTSteering Column
3	0YA35ARKAA	1		S					WHEEL, Steering
	0YA35BD5AA	1		S					[RK] Poppy Red
	0YA35XDVAA	1		S					[DD] Medium Quartz
									[DV] Dark Quartz
4	05101577AA	1		S					CLOCKSPRING
5	05097859AA	3		S					BOLT, Steering ColumnIgnition Switch
6	05098721AA	1		S					SWITCH, Ignition
7	05101710AA	1		S					CYLINDER, Ignition Lock
8	05097859AA	3		S					BOLT, Steering Column
9	05097846AA	1		S					BRACKET, Steering Column
10	05098712AA	1		S					HOUSING, Ignition Switch
11	05098293AA	1		S					SLEEVE, Steering Linkage
12	05098200AA	1		S					TRIM RING, Ignition Key Cylinder
13	0YA96XDVAA	1	C	S					TRIM RING, Ignition Key Cylinder
	0YA97XDVAA	1	Z	S					

CROSSFIRE (ZH)					
SERIES	LINE	BODY	ENGINE	TRANSMISSION	
P = PREMIUM	C = CHRYSLER	27 = 2-DR CONVERTIBLE	EGX = Engine - 3.2L V6 SOHC 18 Valve	DGJ = Transmission-5-Spd. Automatic,W5A580	
S = SPORT	Z = CHRYSLER	29 = SPECIALTY COUPE	EGZ = Engine - 3.2L V6 Supercharged	DED = Transmission - 6-Speed Manual	
X = SPECIAL				DGU = Transmission - 5-Spd Automatic	

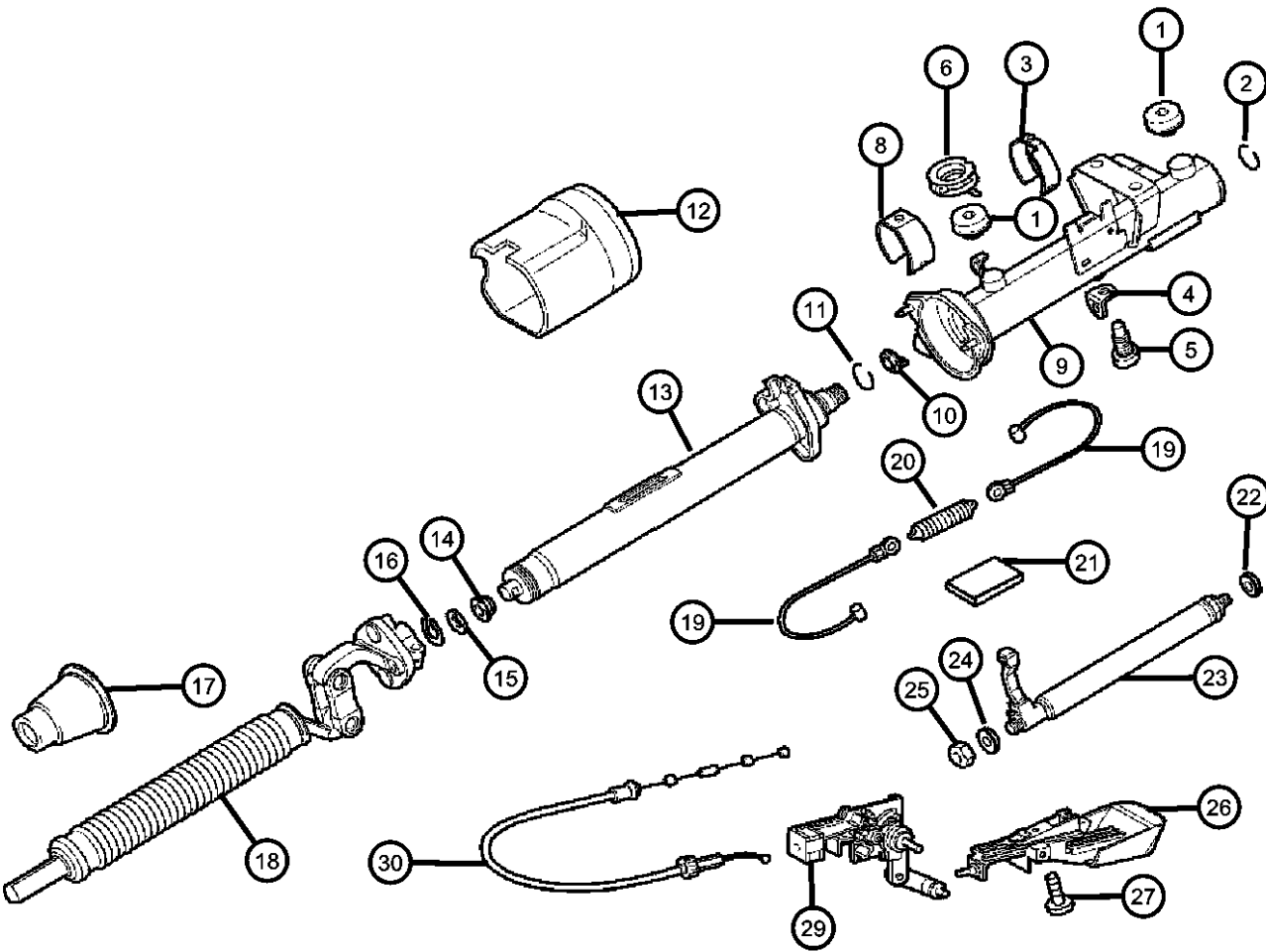
Steering Column - Fixed  
Figure 19-210



ITEM	PART NUMBER	QTY	LINE	SERIES	BODY	ENGINE	TRANS	TRIM	DESCRIPTION
1	05097006AA	1		S					RING, Steering Shaft
2	05097229AA	1		S					SUPPORT, Steering Column
3	05096368AA	1		S					CLIP, Spring, Bottom
4	05098942AA	2		S					BEARING, Steering Column Shaft
5	05096849AA	2		S					BOLT, Hex Flange Head
6	05099398AA	1		S					JACKET, Steering Column
7	05101703AA	1		S					SHAFT, Steering ColumnTop
8	05097227AA	1		S					SUPPORT, Steering Column Shaft
9	05099367AA	1		S					WASHER, Steering Column Housing
10	05099289AA	1		S					CLIP, Retaining, C Type
11	05098107AA	1		S					BOLT
12									SHROUD, Steering Column
	05102635AA	1		S			DED, DGU		
	0YA40XDVAA	1		S					Auto Trans
13	05099402AA	1		S					COVER, Steering Column
-14	05097316AA	1		S					BRACKET, Steering Column, To Dash
-15	05097845AA	1		S					CLAMP, Lock Cylinder Retaining

CROSSFIRE (ZH)					
SERIES	LINE	BODY	ENGINE	TRANSMISSION	
P = PREMIUM	C = CHRYSLER	27 = 2-DR CONVERTIBLE	EGX = Engine - 3.2L V6 SOHC 18 Valve	DGJ = Transmission-5-Spd. Automatic,W5A580	
S = SPORT	Z = CHRYSLER	29 = SPECIALTY COUPE	EGZ = Engine - 3.2L V6 Supercharged	DED = Transmission - 6-Speed Manual	
X = SPECIAL				DGU = Transmission - 5-Spd Automatic	

Steering Column - Adjustable  
Figure 19-215

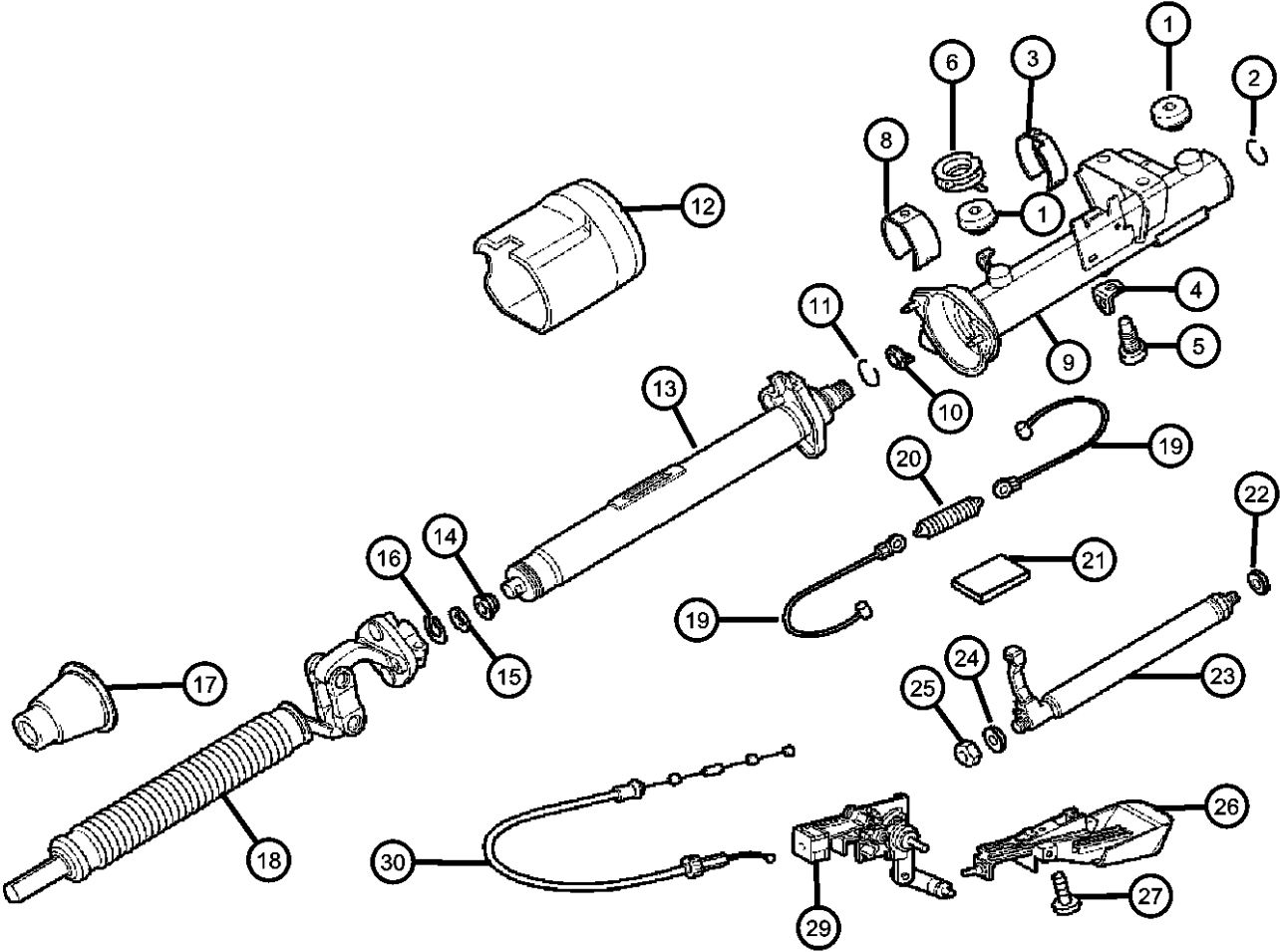


ITEM	PART NUMBER	QTY	LINE	SERIES	BODY	ENGINE	TRANS	TRIM	DESCRIPTION
1	05101565AA	2		S					COUPLING, SteeringThrust
2	05096368AA	1		S					CLIP, Spring, Bottom
3	05097565AA	2		S					SUPPORT, Steering Column, Jacket Tube
4	05101590AA	1		S					BRACKET, Steering Column, Jacket Tube
5	05096579AA	1		S					SCREW, Cap, Jacket Tube
6	05098954AA	2		S					SPACER, Steering Column
-7	05097665AA	2		S					WASHER, Lock, Spacer Retaining
8	05097228AA	1		S					SUPPORT, Steering Column Shaft, Jacket Tube
9	05099398AA	1		S					JACKET, Steering Column
10	05097229AA	1		S					SUPPORT, Steering Column, Jacket Tube and Steering Shaft
11	05097006AA	1		S					RING, Steering Shaft
12									SHROUD, Steering Column
	05102635AA	1		S			DED, DGU		
	0YA40XDVAA	1		S					Auto Trans
13	05099748AA	1		S					COLUMN, Steering
14	05097227AA	1		S					SUPPORT, Steering Column Shaft
15	05099367AA	1		S					WASHER, Steering Column Housing
16	05099289AA	1		S					CLIP, Retaining, C Type
17	05099402AA	1		S					COVER, Steering Column
18	05101583AA	1		S					SHAFT, Steering Column, Bottom
19	05096835AA	2		S					CABLE, Gearshift Control
20	05096851AA	1		S					SPRING, Tension
21	05098506AA	1		S					PAD, At Cylinder
22	05099889AA	1		S					WASHER, Steering Column Housing, At Cylinder
23	05098023AA	1		S					CYLINDER, Power Steering Assist
24	05099890AA	1		S					WASHER, Steering Column Housing, At Cylinder
25	05097237AA	1		S					NUT, Hex, At Cylinder
26	05101587AA	1		S					LEVER, Tilt Column Release
27	05097964AA	1		S					BOLT, Steering Coupling to Steering Shaft
-28	05097239AA	1		S					NUT, Clip-On
29	05099401AA	1		S					LEVER, Tilt Column Release

CROSSFIRE (ZH)		BODY		ENGINE	TRANSMISSION
SERIES	LINE				
P = PREMIUM	C = CHRYSLER	27 = 2-DR CONVERTIBLE		EGX = Engine - 3.2L V6 SOHC 18 Valve	DGJ = Transmission-5-Spd. Automatic,W5A580
S = SPORT	Z = CHRYSLER	29 = SPECIALTY COUPE		EGZ = Engine - 3.2L V6 Supercharged	DED = Transmission - 6-Speed Manual
X = SPECIAL					DGU = Transmission - 5-Spd Automatic

Steering Column - Adjustable  
Figure 19-215

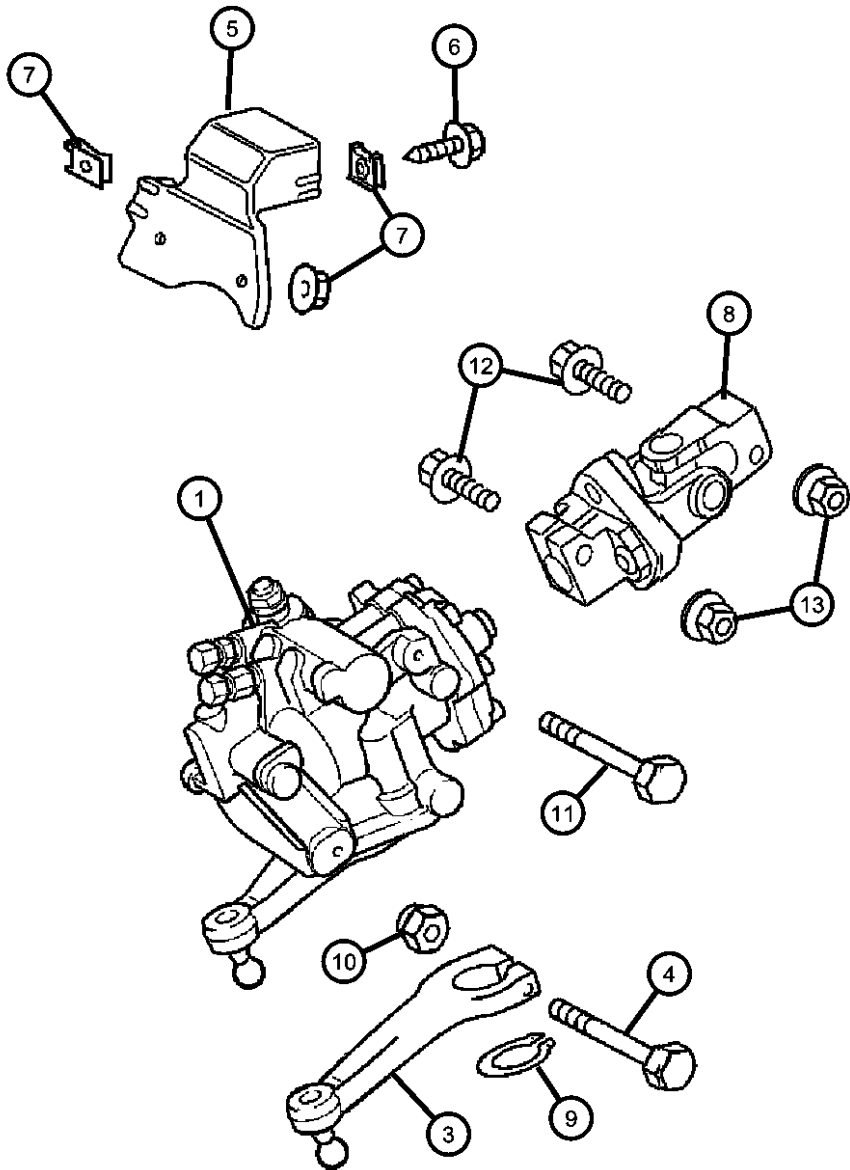
ITEM	PART NUMBER	QTY	LINE	SERIES	BODY	ENGINE	TRANS	TRIM	DESCRIPTION
30	05096646AA	1		S					CABLE, Gearshift Control
-31	05097316AA	1		S					BRACKET, Steering Column, To Dash
-32	05097845AA	1		S					CLAMP, Lock Cylinder Retaining
-33	05097669AA	1		S					BOLT, Clamp Mounting



CROSSFIRE (ZH)				
SERIES	LINE	BODY	ENGINE	TRANSMISSION
P = PREMIUM	C = CHRYSLER	27 = 2-DR CONVERTIBLE	EGX = Engine - 3.2L V6 SOHC 18 Valve	DGJ = Transmission-5-Spd. Automatic,W5A580
S = SPORT	Z = CHRYSLER	29 = SPECIALTY COUPE	EGZ = Engine - 3.2L V6 Supercharged	DED = Transmission - 6-Speed Manual
X = SPECIAL				DGU = Transmission - 5-Spd Automatic



Steering Gear and Related  
Figure 19-310

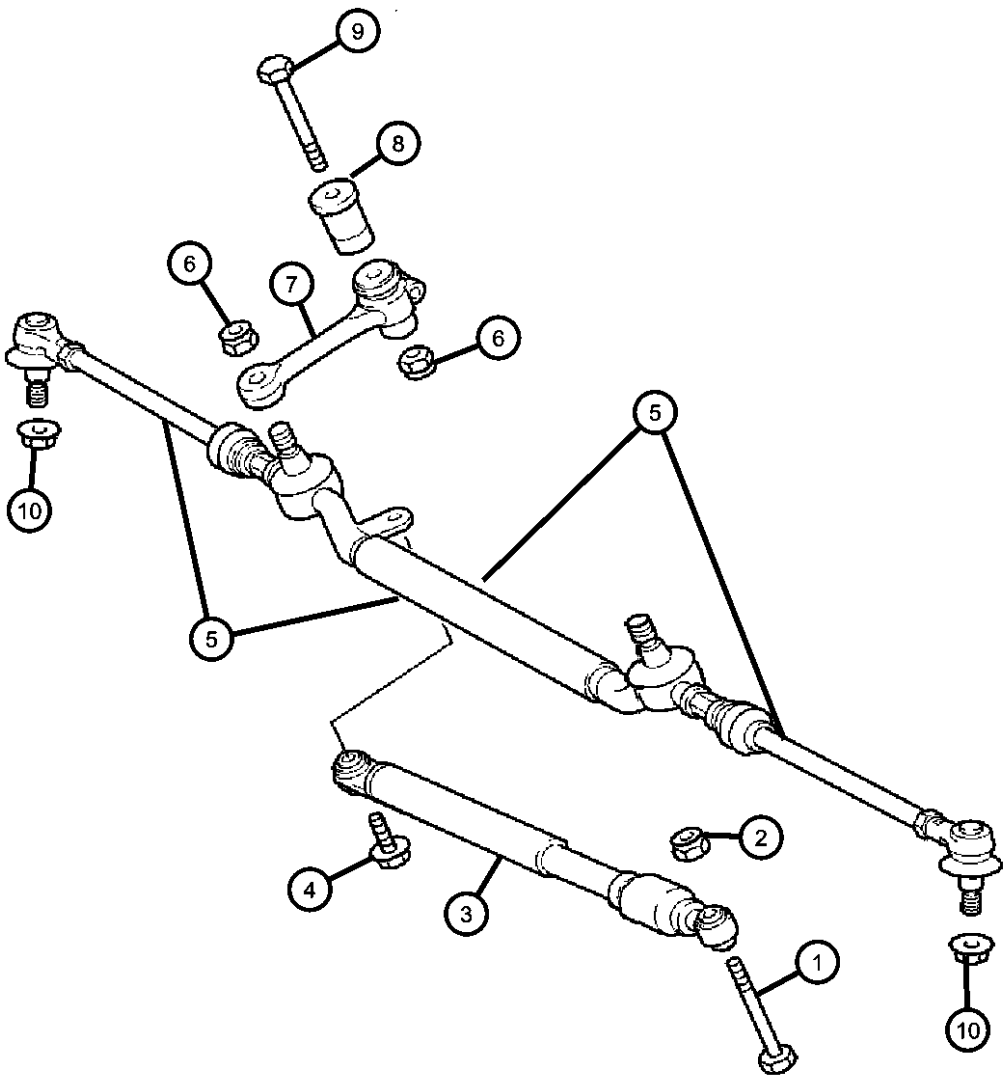


ITEM	PART NUMBER	QTY	LINE	SERIES	BODY	ENGINE	TRANS	TRIM	DESCRIPTION
1									GEAR, Power Steering
	05096644AA	1	C	S					
	05096645AA	1	Z	S					Export
-2	05096882AA	4		S					SEAL, Steering Gear
3	05096882AA	4							ARM, Pitman, Serviced With Item#1, (NOT SERVICED)
4	05097087AA	1		S					BOLT, Hex Head
5									SHIELD, Power Steering Pump
	05098993AA	1	C	S					
	05098994AA	1	Z	S					Export
6	05098137AA	1		S					SCREW, Self-Tapping
7	05098844AA	1		S					NUT, Clip-On
8	05096831AA	1		S					COUPLING, Steering
9	05097207AA	1		S					CLIP, Retaining, C Type
10	05097684AA	1		S					NUT
11	05097585AA	3		S					BOLT
12	05098776AA	1		S					SCREW, Hex Flange Head
13	05101235AA	1		S					NUT, Flange Lock
-14									BRACKET, Steering Gear
	05097577AA	3	C	S					Steering Gear Bearing
		3	Z	S					Steering Gear Bearing
-15									BRACKET, Steering Gear
	05098552AA	1	C	S					
	05098553AA	1	Z	S					

CROSSFIRE (ZH)					
SERIES	LINE	BODY	ENGINE	TRANSMISSION	
P = PREMIUM	C = CHRYSLER	27 = 2-DR CONVERTIBLE	EGX = Engine - 3.2L V6 SOHC 18 Valve	DGJ = Transmission-5-Spd. Automatic,W5A580	
S = SPORT	Z = CHRYSLER	29 = SPECIALTY COUPE	EGZ = Engine - 3.2L V6 Supercharged	DED = Transmission - 6-Speed Manual	
X = SPECIAL				DGU = Transmission - 5-Spd Automatic	

Steering Linkage  
Figure 19-410

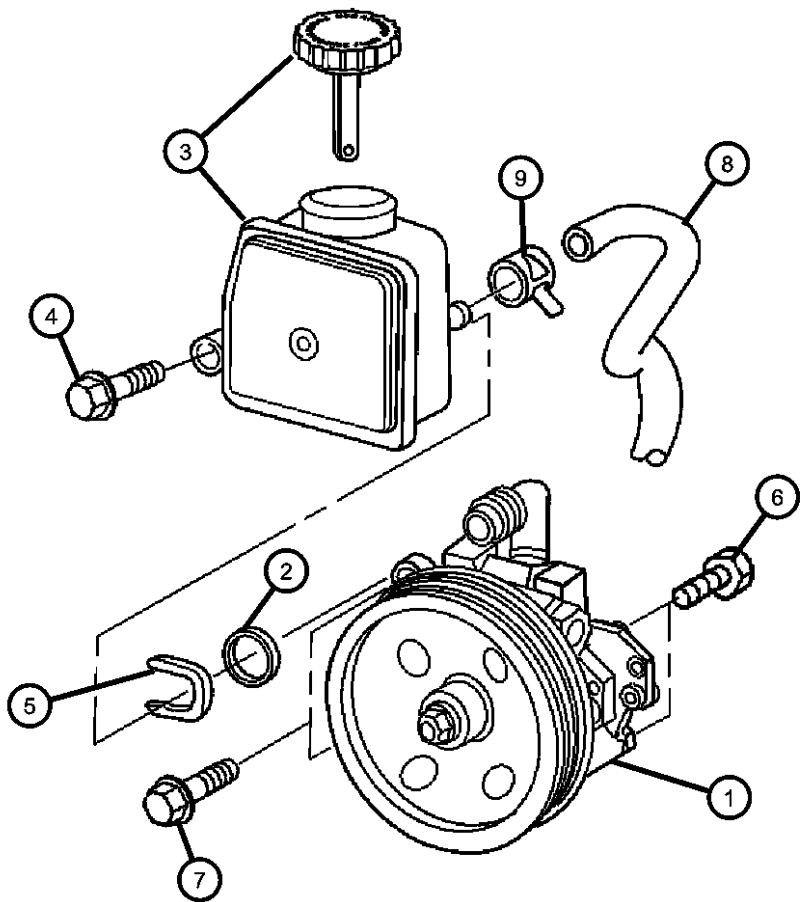
ITEM	PART NUMBER	QTY	LINE	SERIES	BODY	ENGINE	TRANS	TRIM	DESCRIPTION
1	05096993AA	1		S					BOLT, Hex Head, Steering Shock Absorber
2	05097684AA	1		S					NUT, From Pitman Arm to Steering Bracket
3	05097971AA	1		S					DAMPER, Shock Absorber
4	05097693AA	1		S					SCREW, Steering Shock Absorber
5	05098996AA	1		S					LINKAGE, Tie rod
6	05097587AA	2		S					NUT, Fix Linkage to the Arm Idler and to Arm Pitman
7	05101586AA	1		S					ARM, Idler
8	05099750AA	1		S					BUSHING, Idler
9	05098810AA	1		S					BOLT, Hex Head, From Pitman Arm to Steering Bracket
10	05097684AA	1		S					NUT, Steering Shock Absorber



CROSSFIRE (ZH)				
SERIES	LINE	BODY	ENGINE	TRANSMISSION
P = PREMIUM	C = CHRYSLER	27 = 2-DR CONVERTIBLE	EGX = Engine - 3.2L V6 SOHC 18 Valve	DGJ = Transmission-5-Spd. Automatic,W5A580
S = SPORT	Z = CHRYSLER	29 = SPECIALTY COUPE	EGZ = Engine - 3.2L V6 Supercharged	DED = Transmission - 6-Speed Manual
X = SPECIAL				DGU = Transmission - 5-Spd Automatic

Power Steering Pump  
Figure 19-510

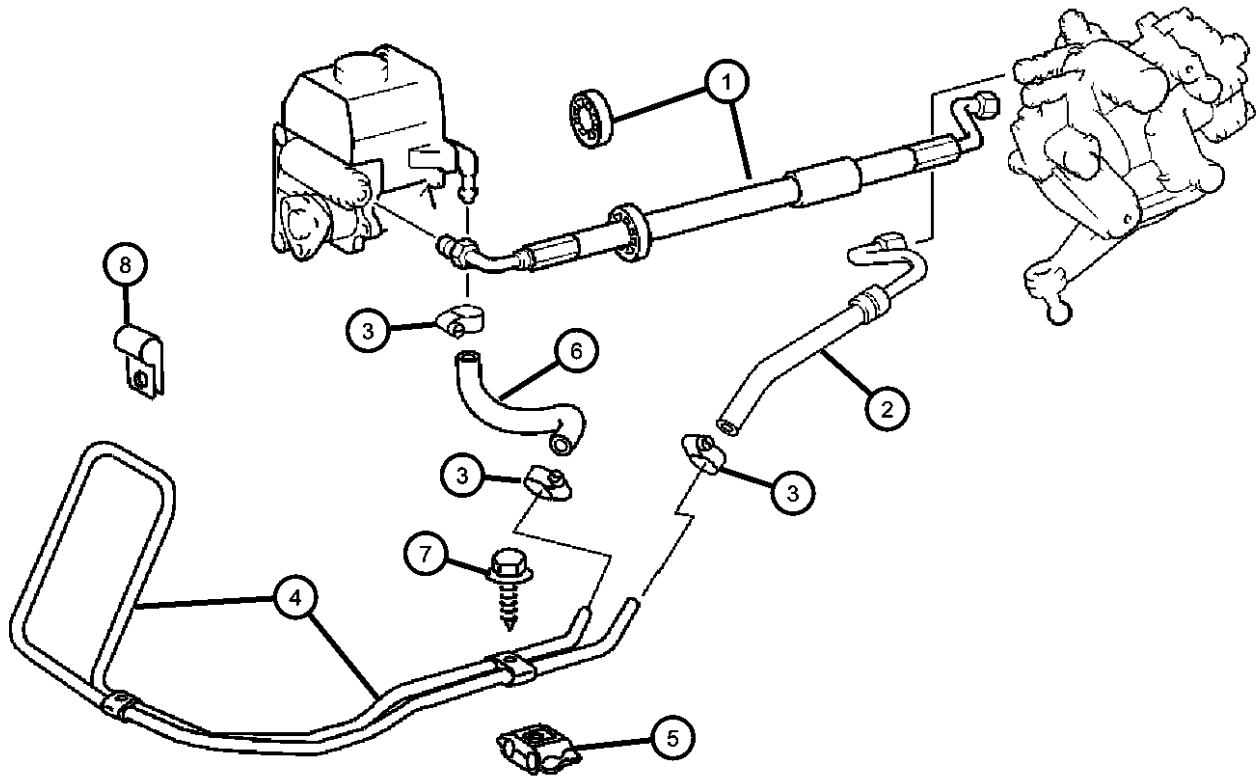
ITEM	PART NUMBER	QTY	LINE	SERIES	BODY	ENGINE	TRANS	TRIM	DESCRIPTION
1									PUMP, Power Steering
	05097049AA	1		S		EGX			
	05097051AA	1		S		EGX			Optional
2	05096353AA	1		S		EGX			SEAL, Power Steering Pump
3	05098142AA	1		S		EGX			RESERVOIR, Power Steering Pump
4	06104683AA	1		S		EGX			SCREW
5	05098859AA	1		S		EGX			CLIP, Retaining, C Type
6	06104025AA	8		S		EGX			SCREW, M8x1.25x30.00
7	06104697AA	2		S		EGX			SCREW, SCREW, M8x1.25x34.00
8	05097966AA	1		S					HOSE, Power Steering Return
9	05096431AA	1	C	S					CLAMP, Brake Hose



CROSSFIRE (ZH)				
SERIES	LINE	BODY	ENGINE	TRANSMISSION
P = PREMIUM	C = CHRYSLER	27 = 2-DR CONVERTIBLE	EGX = Engine - 3.2L V6 SOHC 18 Valve	DGJ = Transmission-5-Spd. Automatic,W5A580
S = SPORT	Z = CHRYSLER	29 = SPECIALTY COUPE	EGZ = Engine - 3.2L V6 Supercharged	DED = Transmission - 6-Speed Manual
X = SPECIAL				DGU = Transmission - 5-Spd Automatic

Steering Hoses Left Hand Drive  
Figure 19-710

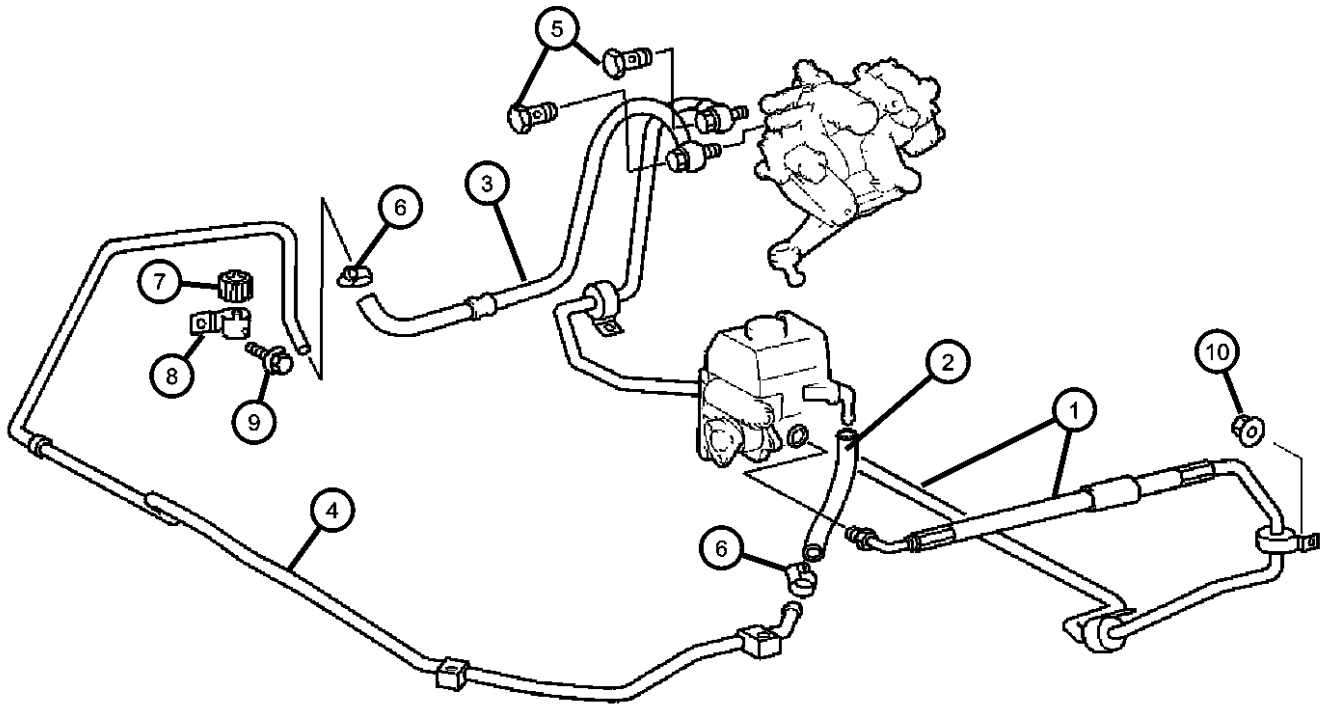
ITEM	PART NUMBER	QTY	LINE	SERIES	BODY	ENGINE	TRANS	TRIM	DESCRIPTION
1	05097257AA	1	C	S					HOSE, DELIVERY LINE, PUMP TO GEARPressure
2	05097967AA	1	C	S					HOSE, DELIVERY LINE, PUMP TO GEARReturn
3	05096431AA	2		S					CLAMP, Brake Hose
4	05098504AA	1	C	S					TUBE, Power Steering Return
5	05098385AA	4	C	S					CLAMP, Tube Retaining
6	05097966AA	1		S					HOSE, Power Steering Return
7	06104594AA	3	C	S					SCREW, Self-Tapping
8	05097689AA	1	C	S					CLAMP, CLAMP



CROSSFIRE (ZH)				
SERIES	LINE	BODY	ENGINE	TRANSMISSION
P = PREMIUM	C = CHRYSLER	27 = 2-DR CONVERTIBLE	EGX = Engine - 3.2L V6 SOHC 18 Valve	DGJ = Transmission-5-Spd. Automatic,W5A580
S = SPORT	Z = CHRYSLER	29 = SPECIALTY COUPE	EGZ = Engine - 3.2L V6 Supercharged	DED = Transmission - 6-Speed Manual
X = SPECIAL				DGU = Transmission - 5-Spd Automatic

Steering Hoses Right Hand Drive  
Figure 19-720

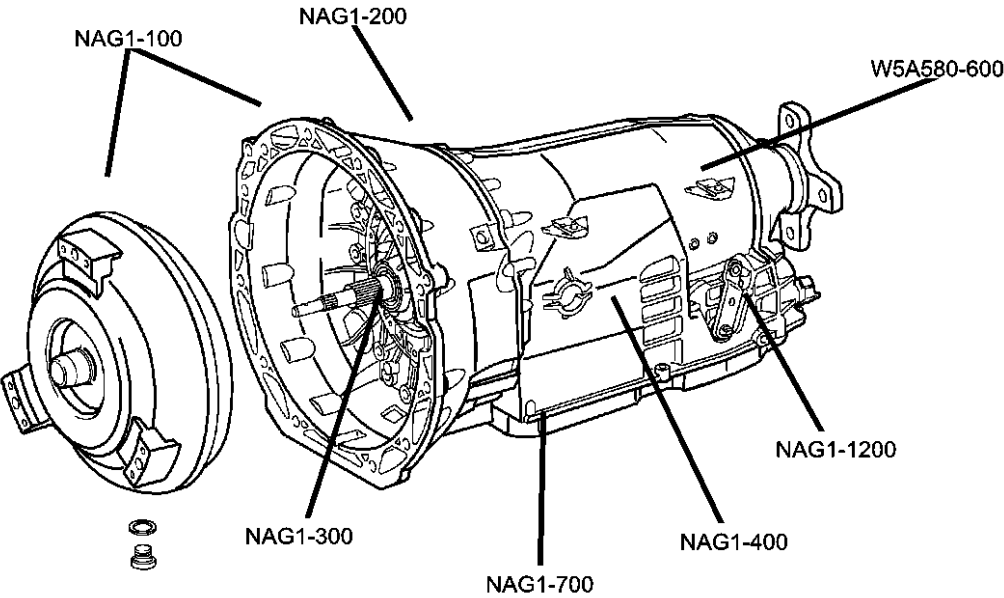
ITEM	PART NUMBER	QTY	LINE	SERIES	BODY	ENGINE	TRANS	TRIM	DESCRIPTION
1	05097258AA	1	Z	S					LINE, Power Steering Pressure
2	05097966AA	1		S					HOSE, Power Steering Return
3	05097968AA	1	Z	S					LINE, Power Steering Return
4	05098505AA	1	Z	S					LINE, Power Steering Low Pressure
5	06507437AA	2		S		EGX	DGU		BOLT, Banjo
6	05096431AA	2		S					CLAMP, Brake Hose
7	05096351AA	1	Z	S					GROMMET, Brake Line
8	05096559AA	1	Z	S					CLAMP, Brake Hose
9	06104594AA	3	Z	S					SCREW, Self-Tapping
10	06104911AA	1		S					NUT, Hex



CROSSFIRE (ZH)				
SERIES	LINE	BODY	ENGINE	TRANSMISSION
P = PREMIUM	C = CHRYSLER	27 = 2-DR CONVERTIBLE	EGX = Engine - 3.2L V6 SOHC 18 Valve	DGJ = Transmission-5-Spd. Automatic,W5A580
S = SPORT	Z = CHRYSLER	29 = SPECIALTY COUPE	EGZ = Engine - 3.2L V6 Supercharged	DED = Transmission - 6-Speed Manual
X = SPECIAL				DGU = Transmission - 5-Spd Automatic

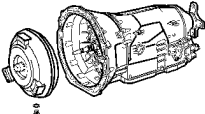
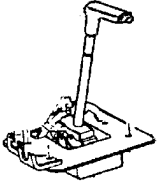
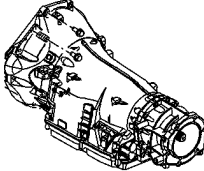
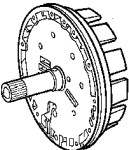

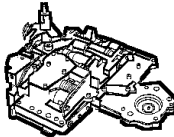
# Group - NAG1

## Automatic Transmission 5 Speed [DGU]



### Group - NAG1 Automatic Transmission 5 Speed [DGU]

Illustration Title	Group-Fig. No.
<b>Transmission Assembly</b>	
Transmission Assembly .....	Fig. NAG1 - 110
<b>Case and Extension</b>	
Transmission Case & Linkages .....	Fig. NAG1 - 210
Oil Filler Tube .....	Fig. NAG1 - 220
Transmission Mounting & Related Parts .....	Fig. NAG1 - 230
Transmission Rear Braket & Mount.....	Fig. NAG1 - 240
<b>Oil Pump</b>	
Pump, Oil .....	Fig. NAG1 - 310
<b>Gear Train</b>	
Laminated Brake & Front Support - [B1] .....	Fig. NAG1 - 410
Gear Train, Front Planetary Clutch - [K1] .....	Fig. NAG1 - 420
Gear, Front Planetary - [K1] .....	Fig. NAG1 - 430
Clutch, Output Shaft - [K2].....	Fig. NAG1 - 440
Center & Rear Planetary Set - Output Shaft - [MPLS/HPLS] .....	Fig. NAG1 - 450
Clutch - [K3] .....	Fig. NAG1 - 460
Multiple Disc Brake - [B2 & B3] .....	Fig. NAG1 - 470
Multiple Disc Brake - [B2 & B3] .....	Fig. NAG1 - 480
Multiple Disc Brake - [B2 & B3] .....	Fig. NAG1 - 490
<b>Valve Body</b>	
Electronic - Hydraulic Control Unit .....	Fig. NAG1 - 710
Oil Pan, Gasket & Filter.....	Fig. NAG1 - 720
<b>Gearshift Controls</b>	
Gearshift Control .....	Fig. NAG1 - 1210

<b>NAG1-100</b> Transmission Assembly	<b>NAG1-1200</b> Gearshift Controls	<b>NAG1-200</b> Case and Extension	<b>NAG1-300</b> Oil Pump
			
<b>NAG1-400</b> Gear Train	<b>NAG1-700</b> Valve Body		
			

Transmission Assembly  
Figure NAG1-110

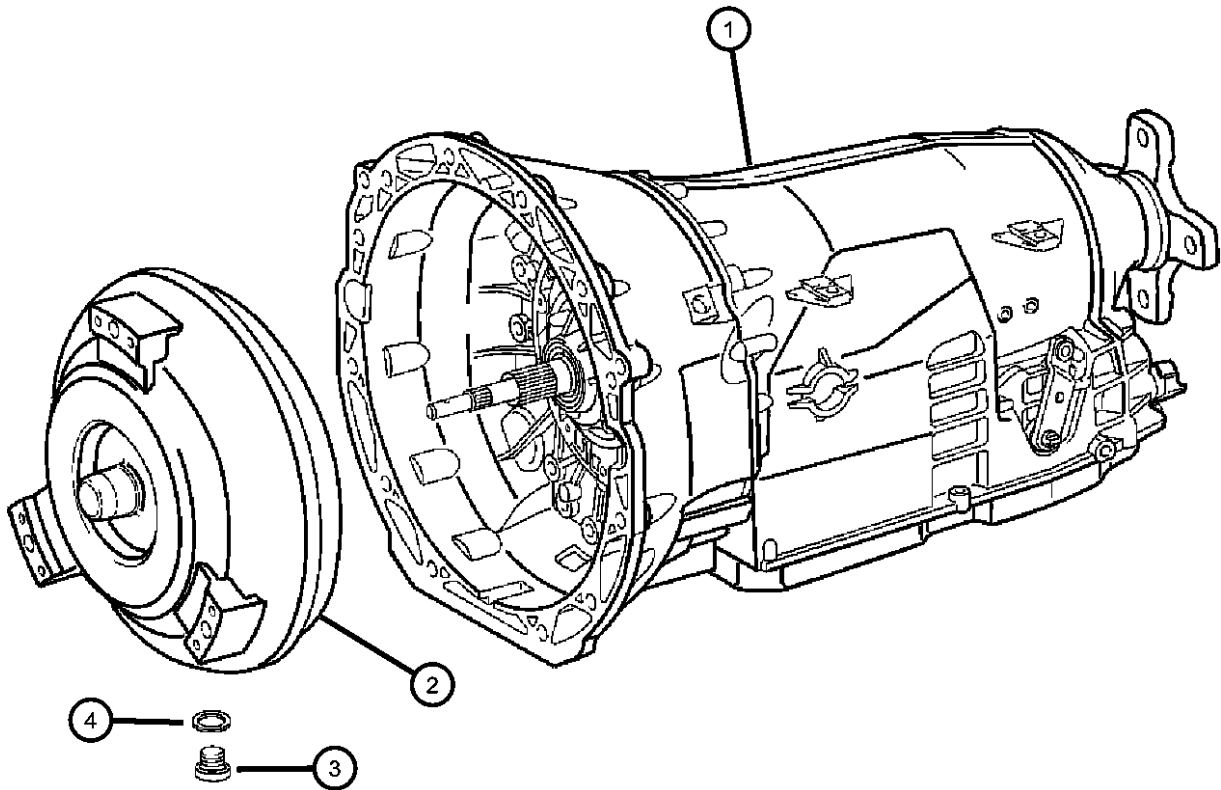
ITEM	PART NUMBER	QTY	LINE	SERIES	BODY	ENGINE	TRANS	TRIM	DESCRIPTION
------	----------------	-----	------	--------	------	--------	-------	------	-------------

NOTE:Transmission Assembly Does Not Include Torque Converter. Torque Converter Serviced Separately.

Sales Codes:

[DGU]=5 Speed Automatic Transmission - [NAG1] - [W5A330]

1	05096919AA 05127382AA	1		S			DGU		TRANSMISSION, Automatic Mopar Automatic Transmission Fluid Quart
2	05098047AA	1		S			DGU		CONVERTER, Torque
3	05080398AB	1		S					PLUG
4	05080014AA	1		S			DGU		O RING



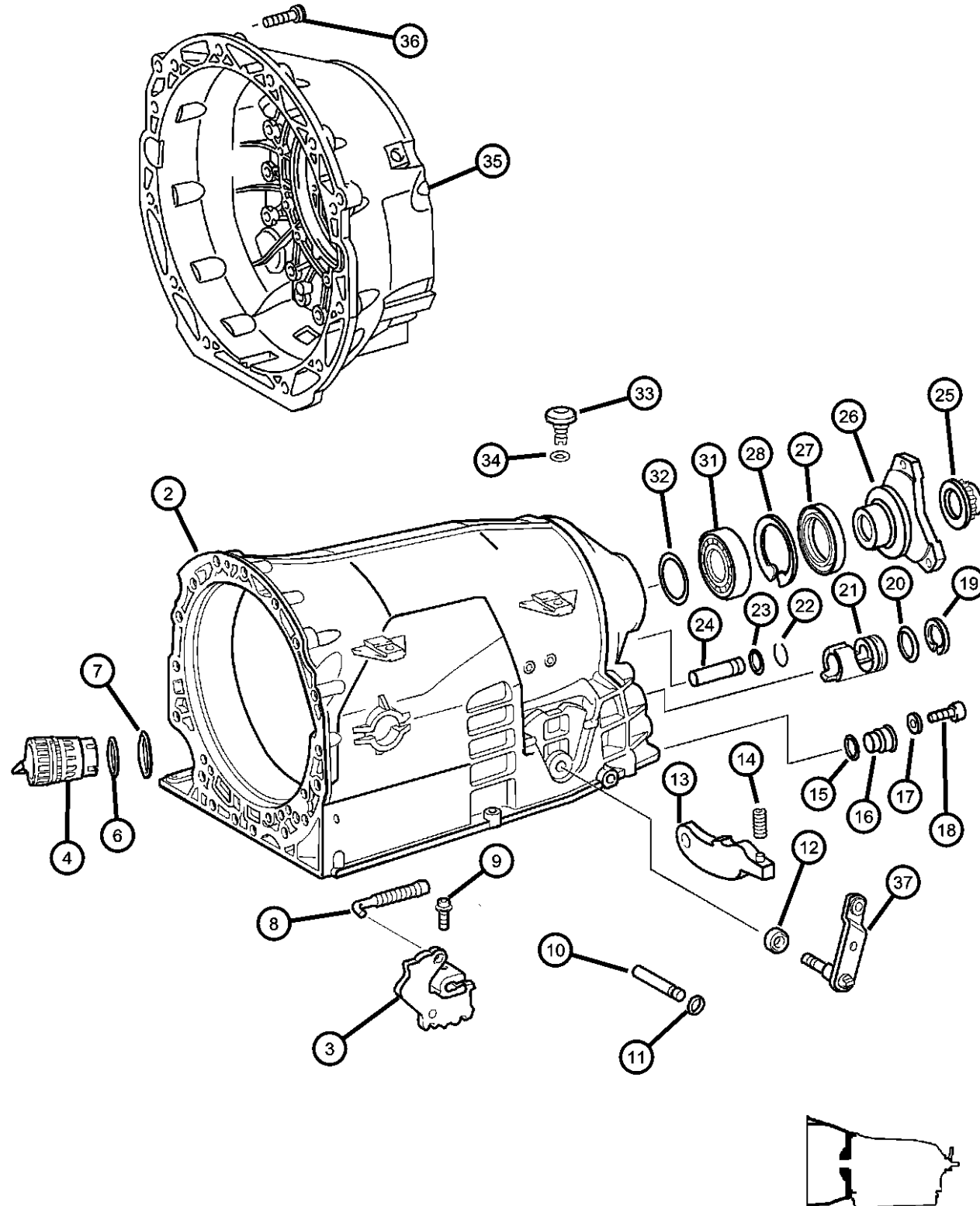
CROSSFIRE (ZH)

SERIES	LINE	BODY	ENGINE	TRANSMISSION
P = PREMIUM	C = CHRYSLER	27 = 2-DR CONVERTIBLE	EGX = Engine - 3.2L V6 SOHC 18 Valve	DGJ = Transmission-5-Spd. Automatic,W5A580
S = SPORT	Z = CHRYSLER	29 = SPECIALTY COUPE	EGZ = Engine - 3.2L V6 Supercharged	DED = Transmission - 6-Speed Manual
X = SPECIAL				DGU = Transmission - 5-Spd Automatic

AR = use ase required - = Non illustrated part

2004 ZH

Transmission Case & Linkages  
Figure NAG1-210



ITEM	PART NUMBER	QTY	LINE	SERIES	BODY	ENGINE	TRANS	TRIM	DESCRIPTION
NOTE: Sales Codes: [DGU]=5 Speed Automatic Transmission - [NAG1] - [W5A330]									
-1	05080067AA	1		S			DGU		GASKET PACKAGE, Transmission
2	05097655AA	1		S			DGU		CASE, Transmission, Serviced With Assembly
3	05099886AA	1		S			DGU		DETENT, Gearshift
4	52108322AA	1		S			DGU		PLUG, Adapter
-5	05120265AA	1	C	S		EGX	DGU		CONNECTOR, Inner Connector Seal
6	52108324AA	1		S			DGU		O RING, Adapter Plug
7	52108323AA	1		S			DGU		O RING, Adapter Plug
8	52108166AA	1		S			DGU		LINKAGE, Transmission
9	52108178AA	1		S			DGU		SCREW
10	52108159AA	1		S			DGU		PIN
11	52108160AA	1		S			DGU		SEAL, Transmission
12	52108170AA	1		S			DGU		SEAL, Transmission
13	52108154AA	1		S			DGU		PAWL, Parking Sprag
14	52108157AA	1		S			DGU		SPRING
15	52108164AA	1		S			DGU		O RING
16	52108162AA	1		S			DGU		COVER
17	05102927AA	1		S			DGU		WASHER
18	52108161AA	1		S			DGU		SCREW
19	52107976AA	1		S			DGU		SNAP RING
20	52108177AA	1		S			DGU		SEAL, Transmission
21	52108176AA	1		S			DGU		GUIDE
22	52107975AA	1		S			DGU		SNAP RING
23	52108156AA	1		S			DGU		SEAL, Transmission
24	52108155AA	1		S			DGU		PIN
25	52108234AA	1		S			DGU		NUT
26	05104865AA	1		S			DGU		FLANGE, Drive Shaft
27	52108428AA	1		S			DGU		SEAL, Transmission
28	52108208AA	1		S			DGU		LOCK, Mounting, Interchangeable With [52108209AA & 52108210AA]
-29	52108209AA	1		S			DGU		LOCK, Mounting, Interchangeable With [52108208AA & 52108210AA]

CROSSFIRE (ZH)

SERIES LINE  
P = PREMIUM C = CHRYSLER  
S = SPORT Z = CHRYSLER  
X = SPECIAL

BODY  
27 = 2-DR CONVERTIBLE  
29 = SPECIALTY COUPE

ENGINE  
EGX = Engine - 3.2L V6 SOHC 18 Valve  
EGZ = Engine - 3.2L V6 Supercharged

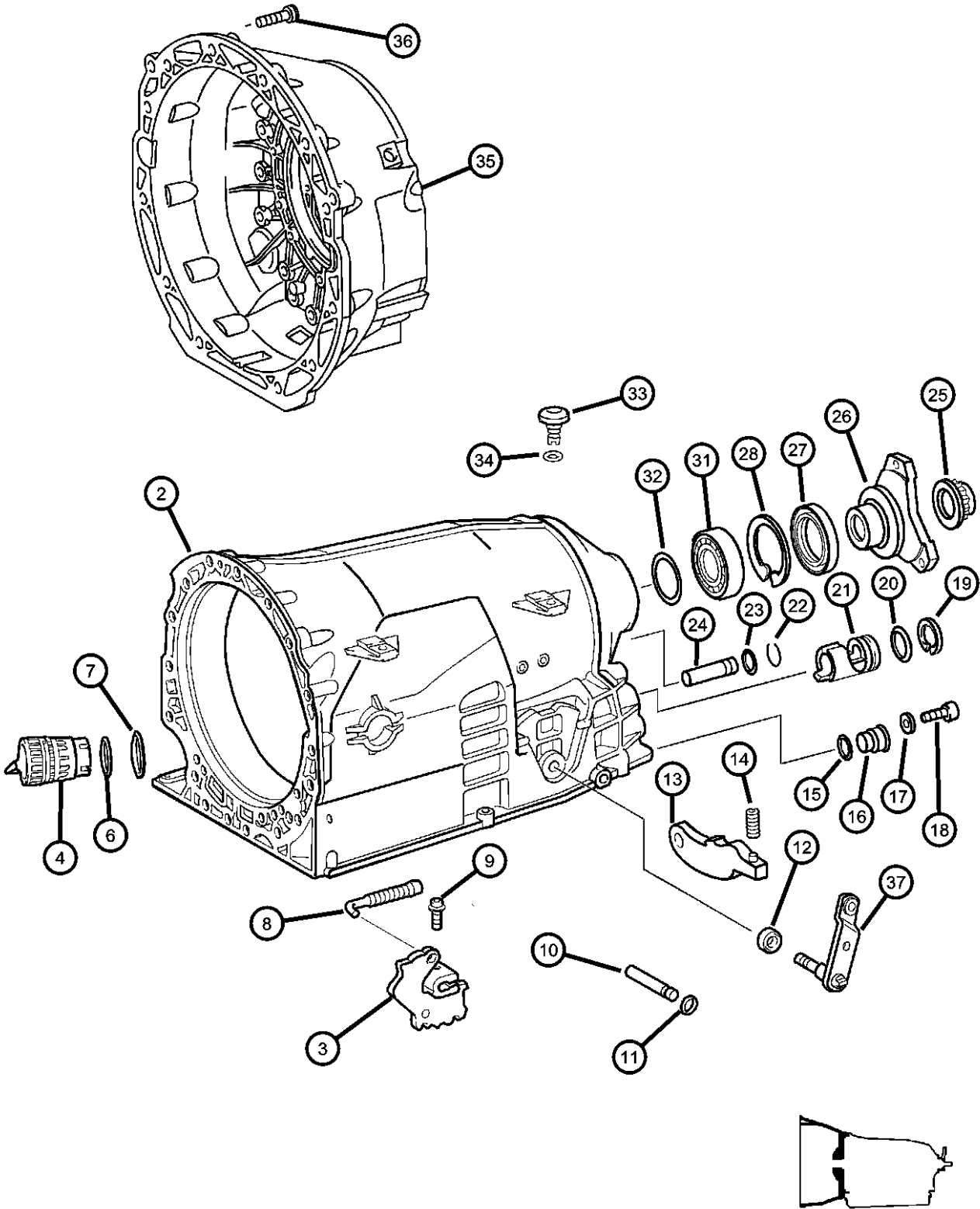
TRANSMISSION  
DGJ = Transmission-5-Spd. Automatic, W5A580  
DED = Transmission - 6-Speed Manual  
DGU = Transmission - 5-Spd Automatic

AR = use ase required - = Non illustrated part

2004 ZH



Transmission Case & Linkages  
Figure NAG1-210



ITEM	PART NUMBER	QTY	LINE	SERIES	BODY	ENGINE	TRANS	TRIM	DESCRIPTION
-30	52108210AA	1		S			DGU		LOCK, Mounting, Interchangeable With [52108208AA & 52108209AA]
31	52108207AA	1		S			DGU		BEARING, Ball
32									SPACER
	52108220AA	AR		S			DGU		[3 MM]
	52108230AA	AR		S			DGU		[2 MM]
	52108231AA	AR		S			DGU		[4 MM]
	52108232AA	AR		S			DGU		[5 MM]
33	52108364AA	1		S			DGU		BREATHER, Transmission
34	52108367AA	1		S			DGU		SEAL, Transmission
35	05097598AA	1		S			DGU		HOUSING, Torque Converter
36	06507100AA	8		S					SCREW, Transmission To Engine
37	05099798AA	1		S			DGU		LEVER, Gearshift Linkage

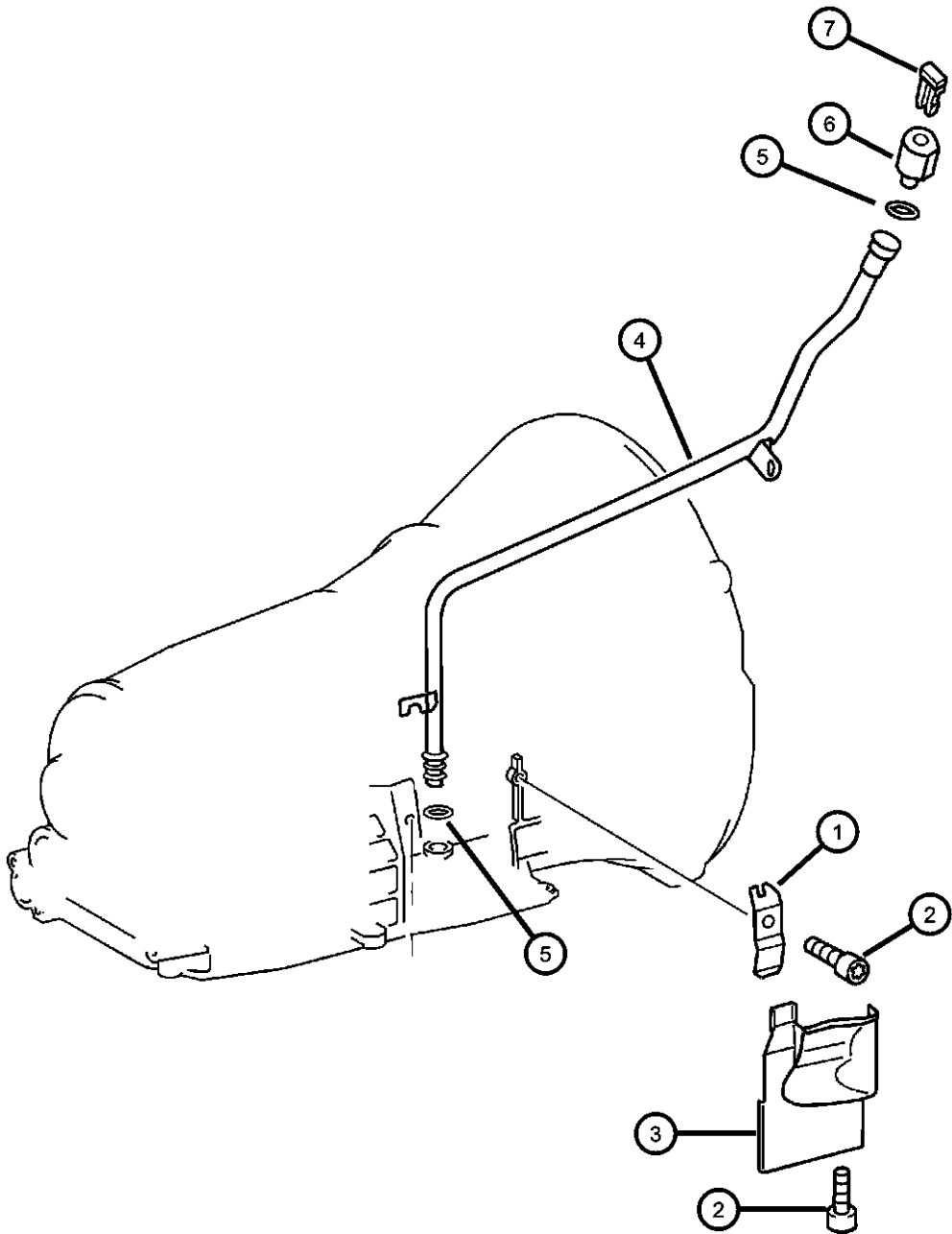
CROSSFIRE (ZH)					
SERIES	LINE	BODY	ENGINE	TRANSMISSION	
P = PREMIUM	C = CHRYSLER	27 = 2-DR CONVERTIBLE	EGX = Engine - 3.2L V6 SOHC 18 Valve	DGJ = Transmission-5-Spd. Automatic,W5A580	
S = SPORT	Z = CHRYSLER	29 = SPECIALTY COUPE	EGZ = Engine - 3.2L V6 Supercharged	DED = Transmission - 6-Speed Manual	
X = SPECIAL				DGU = Transmission - 5-Spd Automatic	

Oil Filler Tube  
Figure NAG1-220

ITEM	PART NUMBER	QTY	LINE	SERIES	BODY	ENGINE	TRANS	TRIM	DESCRIPTION
------	----------------	-----	------	--------	------	--------	-------	------	-------------

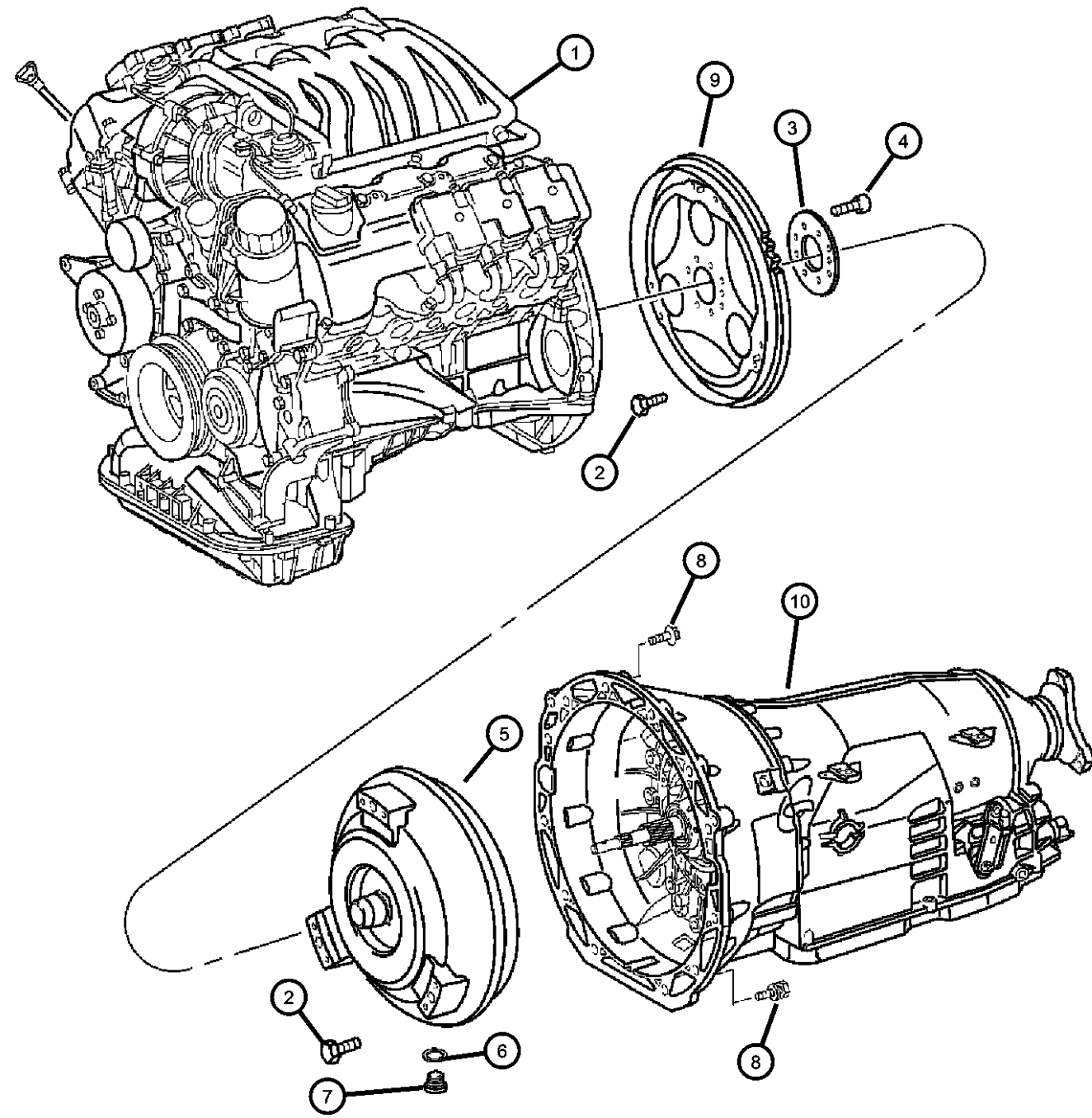
NOTE:  
Sales Codes:  
[DGU]=5 Speed Automatic Transmission - [NAG1] - [W5A330]

1	52108179AA	1		S			DGU		SPRING
2	52108161AA	1		S			DGU		SCREW
3	53013508AA	1		S			DGU		SHIELD, Heat
4	05098738AA	1		S			DGU		TUBE, Transmission Oil Filler
5	05101154AA	1		S			DGU		SEAL, Oil Filler Tube
6	53013549AA	1		S			DGU		CAP, Oil Filler
7	05093746AA	1		S			DGU		PIN



CROSSFIRE (ZH)				
SERIES	LINE	BODY	ENGINE	TRANSMISSION
P = PREMIUM	C = CHRYSLER	27 = 2-DR CONVERTIBLE	EGX = Engine - 3.2L V6 SOHC 18 Valve	DGJ = Transmission-5-Spd. Automatic,W5A580
S = SPORT	Z = CHRYSLER	29 = SPECIALTY COUPE	EGZ = Engine - 3.2L V6 Supercharged	DED = Transmission - 6-Speed Manual
X = SPECIAL				DGU = Transmission - 5-Spd Automatic

Transmission Mounting & Related Parts  
Figure NAG1-230



ITEM	PART NUMBER	QTY	LINE	SERIES	BODY	ENGINE	TRANS	TRIM	DESCRIPTION
------	----------------	-----	------	--------	------	--------	-------	------	-------------

NOTE:  
Sales Codes:  
[DGU]=5 Speed Automatic Transmission - [NAG1] - [W5A330]

1	05093746AA	1							ENGINE, Complete, See Engine Group, (NOT SERVICED)
2	06507095AA	6		S			DGU		SCREW
3	05099315AA	1		S		EGX	DGU		PLATE, Drive Plate Backing
4	05097750AA	6		S		EGX	DGU		BOLT, Drive Plate and Flywheel
5	05098047AA	1		S			DGU		CONVERTER, Torque
6	05080014AA	1		S			DGU		O RING
7	05080398AB	1		S					PLUG
8	06507100AA	8		S					SCREW
9	05098093AA	1		S		EGX	DGU		PLATE, Drive Plate
10	05096919AA	1		S			DGU		TRANSMISSION, Automatic
	05127382AA								Mopar Automatic Transmission Fluid Quart

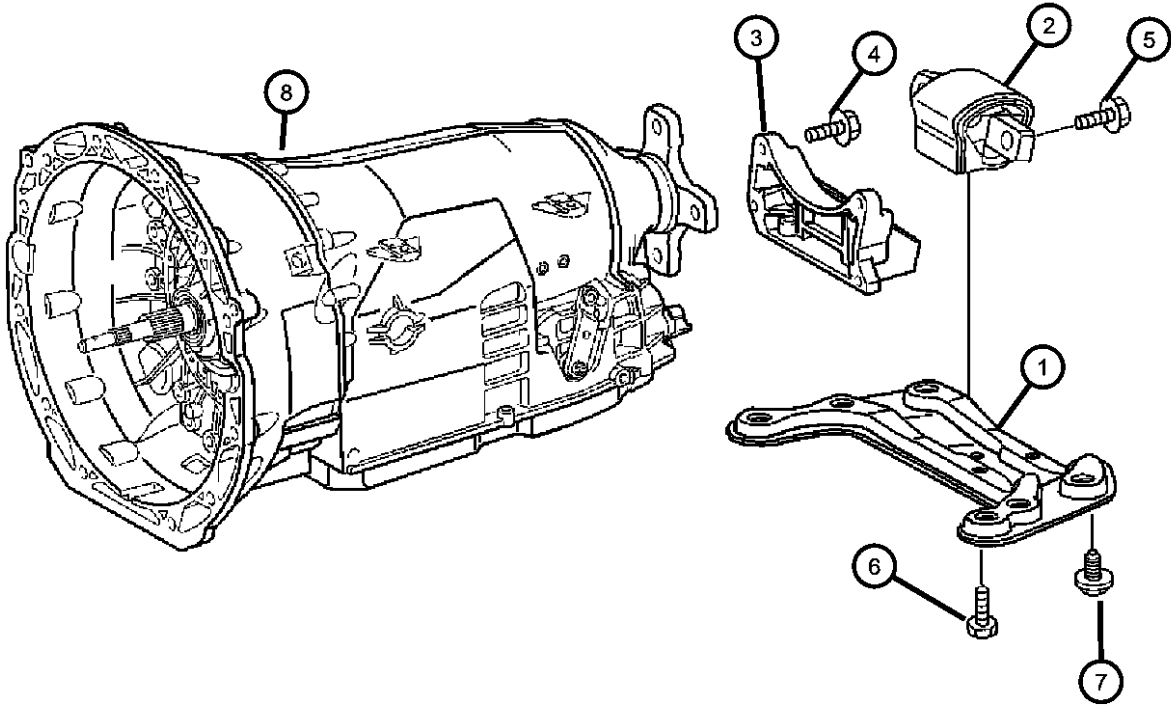
CROSSFIRE (ZH)									
SERIES	LINE	BODY		ENGINE		TRANSMISSION			
P = PREMIUM	C = CHRYSLER	27 = 2-DR CONVERTIBLE		EGX = Engine - 3.2L V6 SOHC 18 Valve		DGJ = Transmission-5-Spd. Automatic,W5A580			
S = SPORT	Z = CHRYSLER	29 = SPECIALTY COUPE		EGZ = Engine - 3.2L V6 Supercharged		DED = Transmission - 6-Speed Manual			
X = SPECIAL						DGU = Transmission - 5-Spd Automatic			

Transmission Rear Braket & Mount  
Figure NAG1-240

ITEM	PART NUMBER	QTY	LINE	SERIES	BODY	ENGINE	TRANS	TRIM	DESCRIPTION
------	----------------	-----	------	--------	------	--------	-------	------	-------------

NOTE:  
Sales Codes:  
[DGU]=5 Speed Automatic Transmission - [NAG1] - [W5A330]

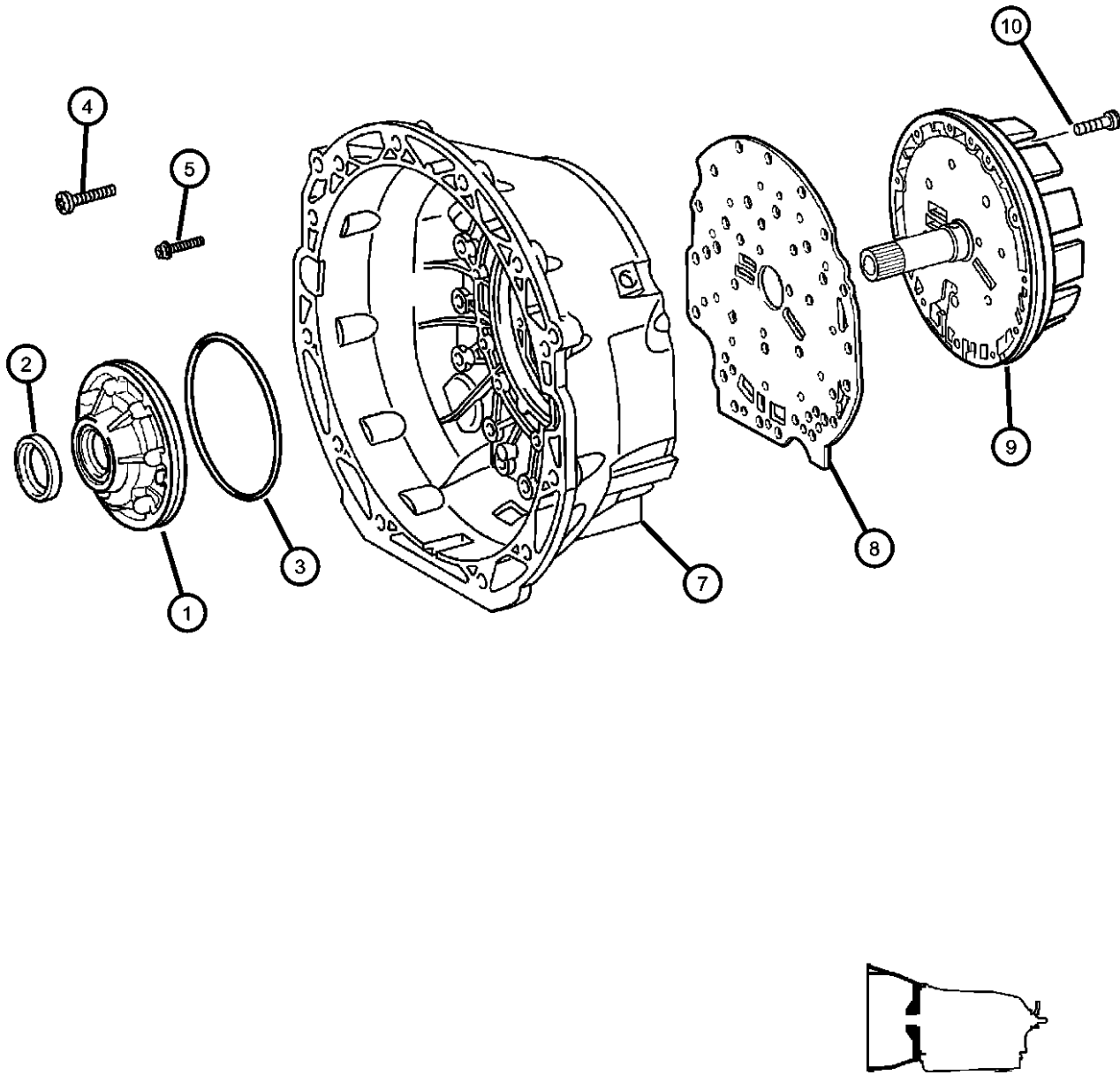
1	05097244AA	1		S			DGU		CROSSMEMBER, Transmission
2	05101457AA	1		S					SUPPORT, Transmission
3	05104827AA	1		S			DGU		BRACKET
4	06507468AA	4		S		EGX			SCREW
5	05096990AA	2		S					SCREW
6	05096987AA	2		S					BOLT, Hex Head
7	05097858AA	6		S					BOLT, Hex Head
8	05096919AA	1		S			DGU		TRANSMISSION, Automatic
	05127382AA								Mopar Automatic Transmission Fluid Quart



CROSSFIRE (ZH)				
SERIES	LINE	BODY	ENGINE	TRANSMISSION
P = PREMIUM	C = CHRYSLER	27 = 2-DR CONVERTIBLE	EGX = Engine - 3.2L V6 SOHC 18 Valve	DGJ = Transmission-5-Spd. Automatic,W5A580
S = SPORT	Z = CHRYSLER	29 = SPECIALTY COUPE	EGZ = Engine - 3.2L V6 Supercharged	DED = Transmission - 6-Speed Manual
X = SPECIAL				DGU = Transmission - 5-Spd Automatic

AR = use ase required - = Non illustrated part

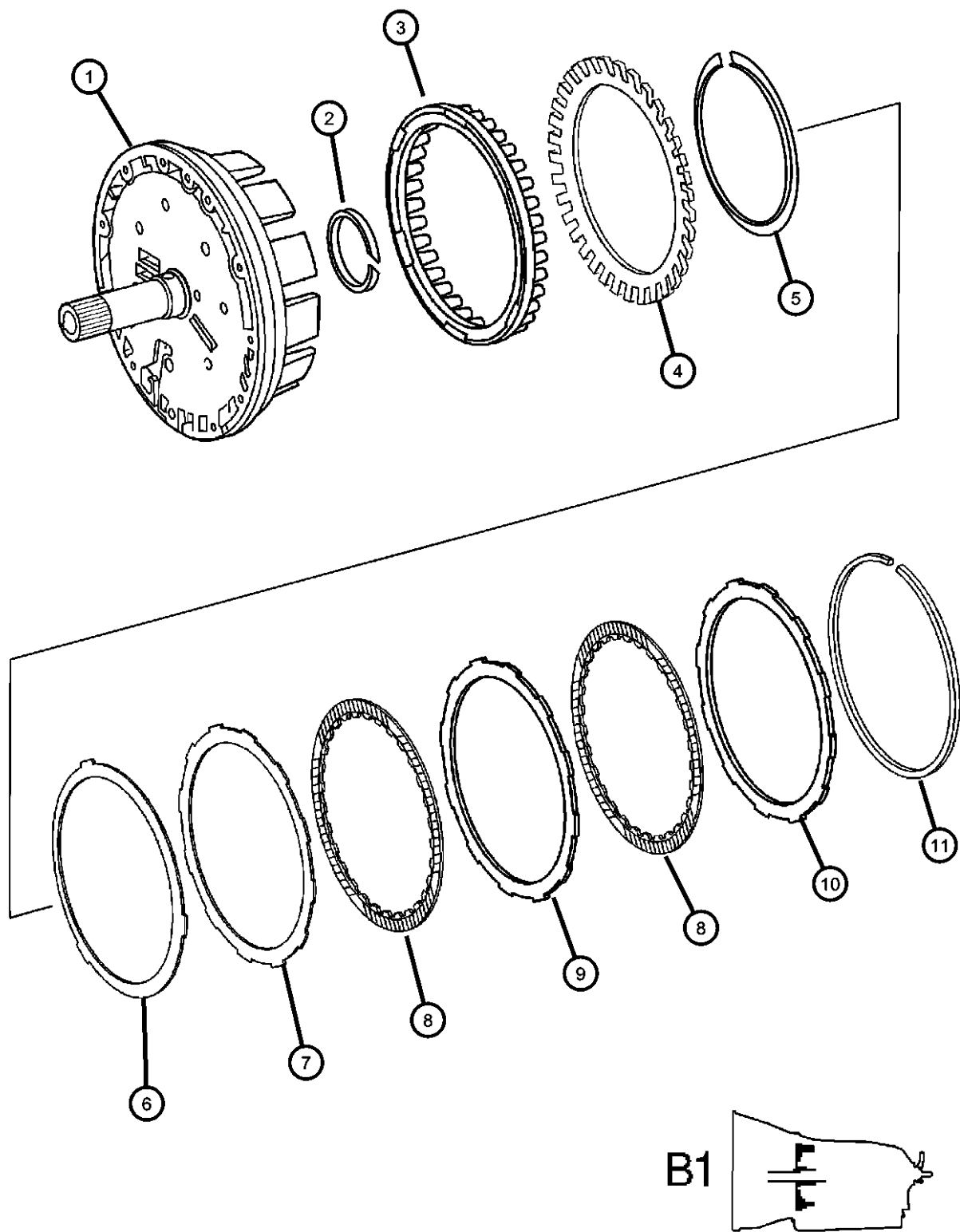
Pump, Oil  
Figure NAG1-310



ITEM	PART NUMBER	QTY	LINE	SERIES	BODY	ENGINE	TRANS	TRIM	DESCRIPTION
NOTE: Sales Codes: [DGU]=5 Speed Automatic Transmission - [NAG1] - [W5A330]									
1	05080070AA	1		S			DGU		PUMP, Transmission Oil
2									SEAL
	52107896AA	1		S			DGU		Interchangeable With [52107897AA & 52107898AA]
	52107897AA	1		S			DGU		Interchangeable With [52107896AA & 52107898AA]
	52107898AA	1		S			DGU		Interchangeable With [52107896AA & 52107897AA]
3									O RING
	52107900AA	1		S			DGU		Interchangeable With [52108424AA]
	52108424AA	1		S			DGU		Interchangeable With [52107900AA]
4	52108396AA	2		S			DGU		SCREW
5	52107934AA	11		S			DGU		SCREW
-6	52108270AA	6		S			DGU		SCREW
7	05097598AA	1		S			DGU		HOUSING, Torque Converter
8	52108147AA	1		S			DGU		PLATE, Intermediate
9	05102926AA	1		S			DGU		SUPPORT
10	52107933AA	7		S			DGU		SCREW

CROSSFIRE (ZH)					
SERIES	LINE	BODY	ENGINE	TRANSMISSION	
P = PREMIUM	C = CHRYSLER	27 = 2-DR CONVERTIBLE	EGX = Engine - 3.2L V6 SOHC 18 Valve	DGJ = Transmission-5-Spd. Automatic, W5A580	
S = SPORT	Z = CHRYSLER	29 = SPECIALTY COUPE	EGZ = Engine - 3.2L V6 Supercharged	DED = Transmission - 6-Speed Manual	
X = SPECIAL				DGU = Transmission - 5-Spd Automatic	

Laminated Brake & Front Support - [B1]  
Figure NAG1-410



ITEM	PART NUMBER	QTY	LINE	SERIES	BODY	ENGINE	TRANS	TRIM	DESCRIPTION
------	-------------	-----	------	--------	------	--------	-------	------	-------------

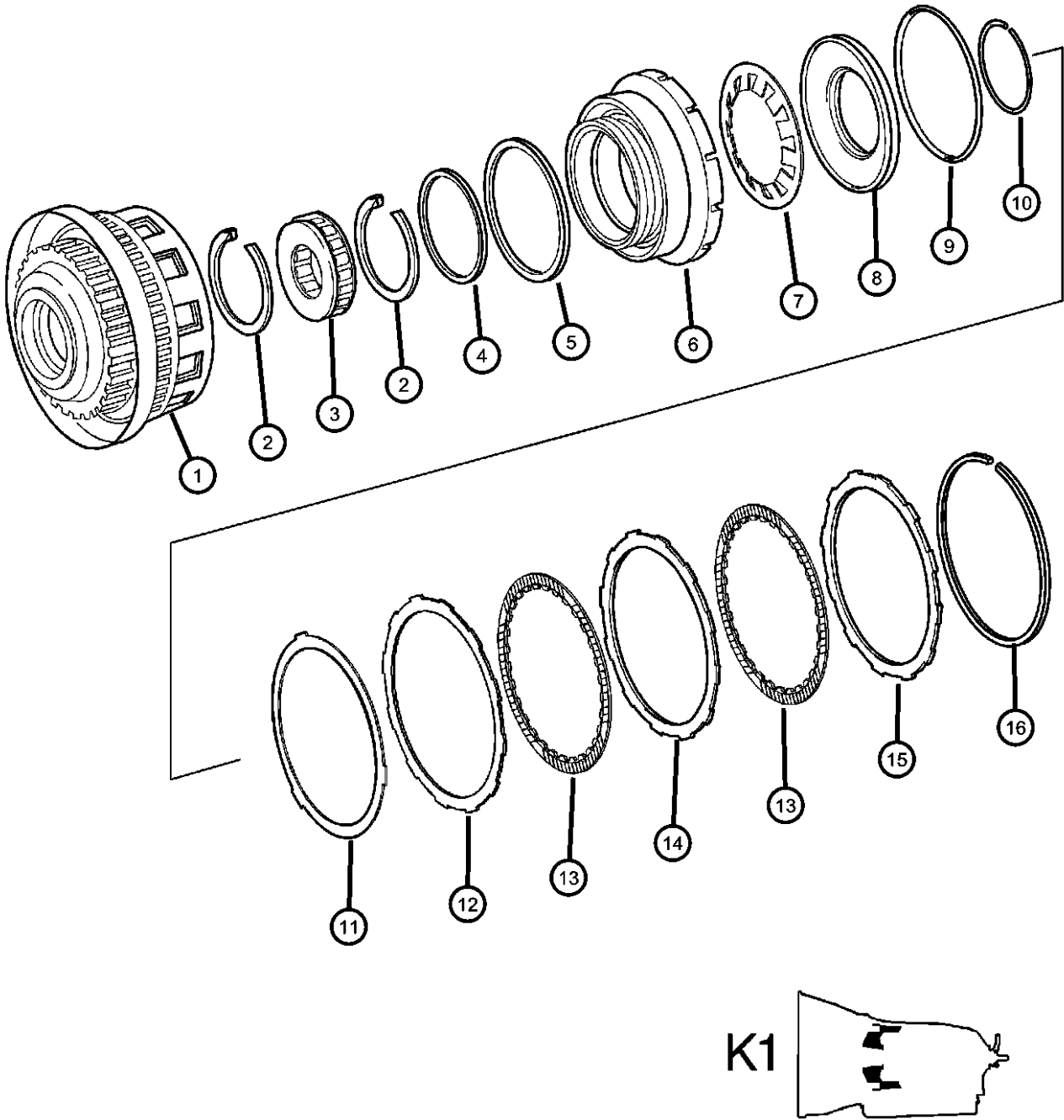
NOTE:  
Sales Codes:  
[DGU]=5 Speed Automatic Transmission - [NAG1] - [W5A330]

1	05102926AA	1		S			DGU		SUPPORT
2	52108028AA	2		S			DGU		SEAL, Transmission
3	52108020AA	1		S			DGU		PISTON
4	52108023AA	1		S			DGU		DISC, Spring
5	52107936AA	1		S			DGU		SNAP RING
6	52108024AA	1		S			DGU		DISC, Spring
7	52107992AA	1		S			DGU		DISC, Outer
8	52108507AA	4		S			DGU		DISC, Inner
9	52108508AA	2		S			DGU		DISC, Outer
10	52107994AA	1		S			DGU		DISC, Outer
11									SNAP RING
	52107949AA	1		S			DGU		[2.6 MM]
	52107950AA	1		S			DGU		[2.9 MM]
	52107951AA	1		S			DGU		[3.2 MM]
	52107952AA	1		S			DGU		[3.5 MM]

CROSSFIRE (ZH)		BODY		ENGINE	TRANSMISSION
SERIES	LINE				
P = PREMIUM	C = CHRYSLER	27 = 2-DR CONVERTIBLE		EGX = Engine - 3.2L V6 SOHC 18 Valve	DGJ = Transmission-5-Spd. Automatic, W5A580
S = SPORT	Z = CHRYSLER	29 = SPECIALTY COUPE		EGZ = Engine - 3.2L V6 Supercharged	DED = Transmission - 6-Speed Manual
X = SPECIAL					DGU = Transmission - 5-Spd Automatic

AR = use ase required - = Non illustrated part

Gear Train, Front Planetary Clutch - [K1]  
Figure NAG1-420



ITEM	PART NUMBER	QTY	LINE	SERIES	BODY	ENGINE	TRANS	TRIM	DESCRIPTION
NOTE: Sales Codes: [DGU]=5 Speed Automatic Transmission - [NAG1] - [W5A330]									
1	05101414AA	1		S			DGU		RETAINER, Transmission Input Clutch
2	52107955AA	2		S			DGU		SNAP RING
3	05097597AA	1		S			DGU		WHEEL
4	52107938AA	1		S			DGU		SEAL, Transmission
5	52107939AA	1		S			DGU		SEAL, Transmission
6	52108059AA	1		S			DGU		PISTON
7	52108057AA	1		S			DGU		DISC, Spring
8	52108058AA	1		S			DGU		SPRING, Retainer
9	52107941AA	1		S			DGU		SEAL, Transmission
10	52107954AA	1		S			DGU		SNAP RING
11	52108024AA	1		S			DGU		DISC, Spring
12	52107992AA	1		S			DGU		DISC, Outer
13	52108507AA	4		S			DGU		DISC, Inner
14	52107993AA	3		S			DGU		DISC, Outer
15	52107994AA	1		S			DGU		DISC, Outer
16									SNAP RING
	52107949AA	1		S			DGU		[2.6 MM]
	52107950AA	1		S			DGU		[2.9 MM]
	52107951AA	1		S			DGU		[3.2 MM]
	52107952AA	1		S			DGU		[3.5 MM]
	52108373AA	1		S			DGU		[3.8 MM]

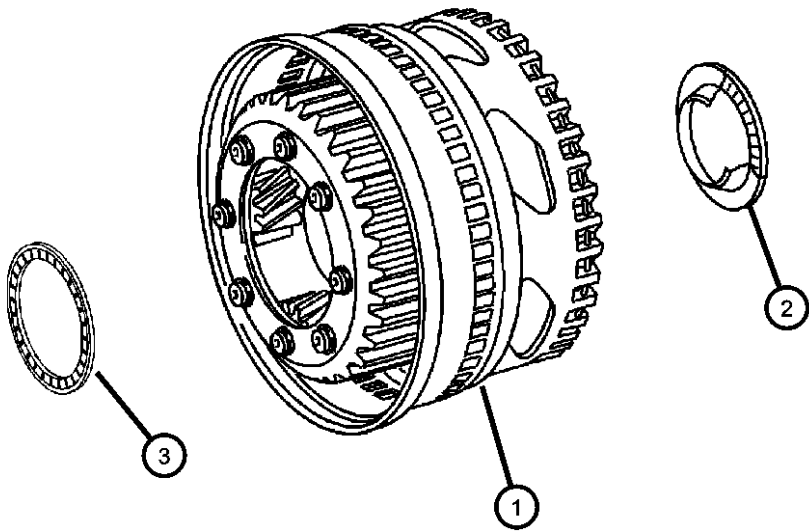
CROSSFIRE (ZH)		BODY		ENGINE	TRANSMISSION
SERIES	LINE				
P = PREMIUM	C = CHRYSLER	27 = 2-DR CONVERTIBLE		EGX = Engine - 3.2L V6 SOHC 18 Valve	DGJ = Transmission-5-Spd. Automatic, W5A580
S = SPORT	Z = CHRYSLER	29 = SPECIALTY COUPE		EGZ = Engine - 3.2L V6 Supercharged	DED = Transmission - 6-Speed Manual
X = SPECIAL					DGU = Transmission - 5-Spd Automatic

Gear, Front Planetary - [K1]  
Figure NAG1-430

ITEM	PART NUMBER	QTY	LINE	SERIES	BODY	ENGINE	TRANS	TRIM	DESCRIPTION
------	----------------	-----	------	--------	------	--------	-------	------	-------------

NOTE:  
Sales Codes:  
[DGU]=5 Speed Automatic Transmission -[NAG1] - [W5A330]

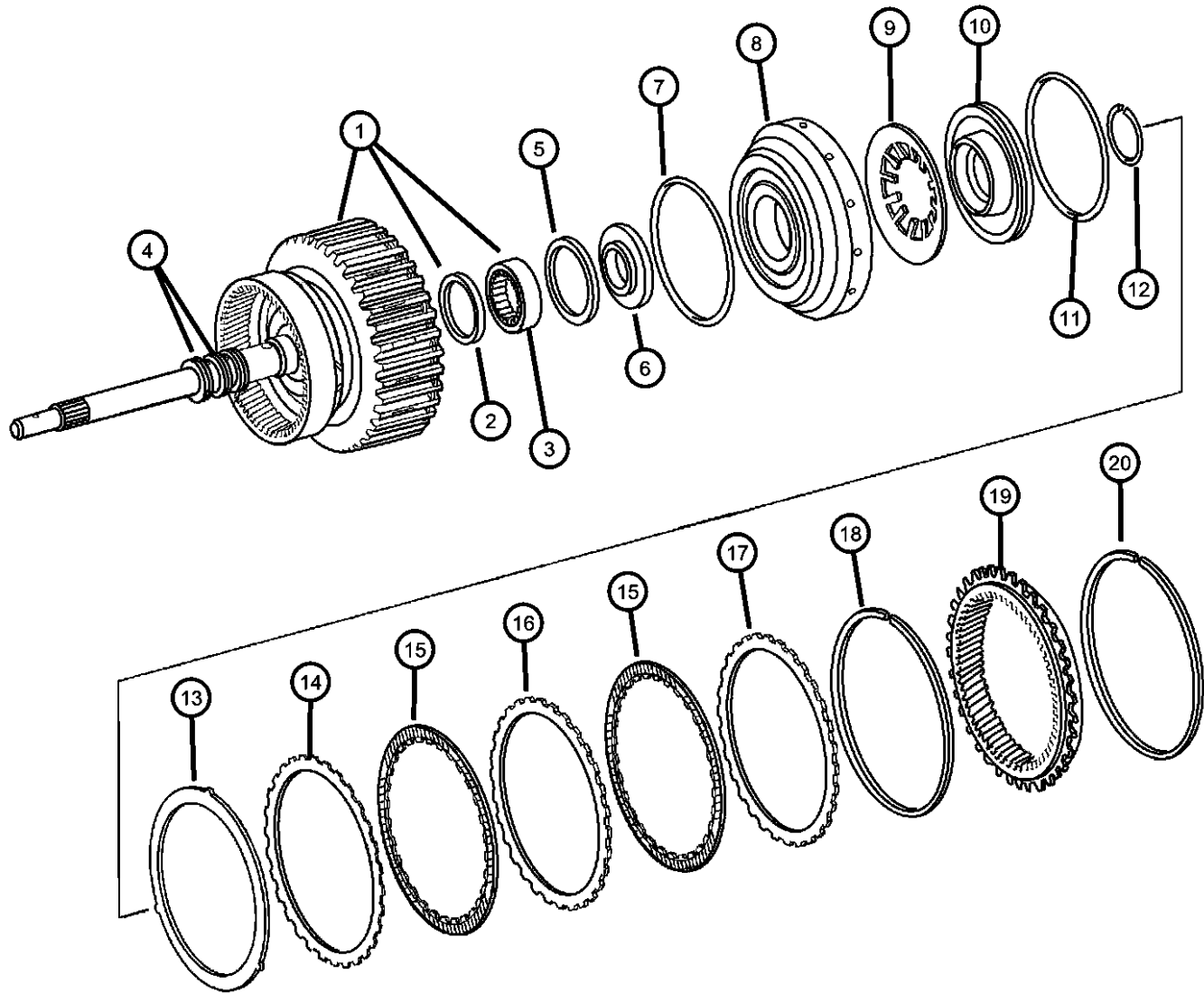
1	05098321AA	1		S			DGU		CARRIER, Planetary
2	52108123AA	1		S			DGU		NEEDLE BEARING
3	52108122AA	1		S			DGU		NEEDLE BEARING



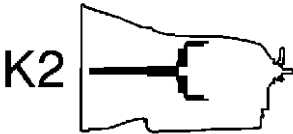
CROSSFIRE (ZH)				
SERIES	LINE	BODY	ENGINE	TRANSMISSION
P = PREMIUM	C = CHRYSLER	27 = 2-DR CONVERTIBLE	EGX = Engine - 3.2L V6 SOHC 18 Valve	DGJ = Transmission-5-Spd. Automatic,W5A580
S = SPORT	Z = CHRYSLER	29 = SPECIALTY COUPE	EGZ = Engine - 3.2L V6 Supercharged	DED = Transmission - 6-Speed Manual
X = SPECIAL				DGU = Transmission - 5-Spd Automatic



Clutch, Output Shaft - [K2]  
Figure NAG1-440

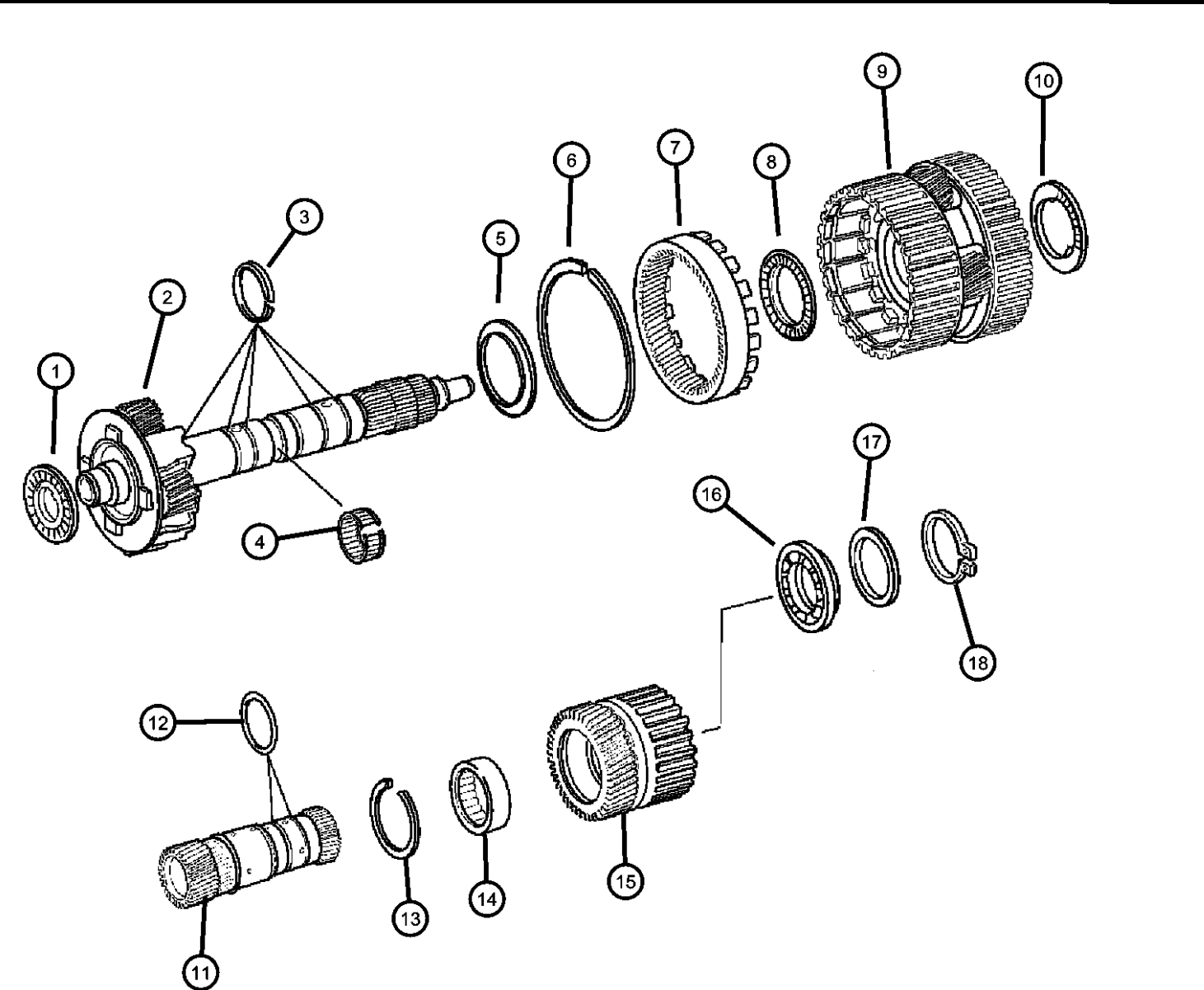


ITEM	PART NUMBER	QTY	LINE	SERIES	BODY	ENGINE	TRANS	TRIM	DESCRIPTION
NOTE: Sales Codes: [DGU]=5 Speed Automatic Transmission - [NAG1] - [W5A330]									
1	05099225AA	1		S			DGU		SHAFT, Input
2	52108127AA	1		S			DGU		SEAL, Transmission
3	52108126AA	1		S			DGU		NEEDLE BEARING
4	52108142AA	3		S			DGU		SEAL, Transmission
5	52108134AA	1		S			DGU		SEAL, Transmission
6	52107928AA	1		S			DGU		PLATE
7	52108135AA	1		S			DGU		SEAL, Input Shaft
8	52108413AA	1		S			DGU		PISTON
9	52108137AA	1		S			DGU		DISC, Spring
10	52108138AA	1		S			DGU		SPRING, Retainer
11	52108140AA	1		S			DGU		SEAL, Transmission
12	52107957AA	1		S			DGU		SNAP RING
13	52108346AA	1		S			DGU		DISC, Spring
14	52107996AA	1		S			DGU		DISC, Outer, [1.8 MM]
15	05099232AA	4		S			DGU		DISC, Clutch
16	52107997AA	3		S			DGU		DISC, Outer, [2.8 MM]
17	52107998AA	1		S			DGU		DISC, Outer
18									SNAP RING
	52107958AA	1		S			DGU		Clutch Retainer [2.3 MM]
	52107959AA	1		S			DGU		Clutch Retainer [2.6 MM]
	52107960AA	1		S			DGU		Clutch Retainer [2.9 MM]
	52107961AA	1		S			DGU		Clutch Retainer [3.2 MM]
	52107962AA	1		S			DGU		Clutch Retainer [3.5 MM]
19	05099228AA	1		S			DGU		GEAR, Rear Annulus
20	52107926AA	1		S			DGU		SNAP RING



CROSSFIRE (ZH)		BODY		ENGINE	TRANSMISSION
SERIES	LINE				
P = PREMIUM	C = CHRYSLER	27 = 2-DR CONVERTIBLE		EGX = Engine - 3.2L V6 SOHC 18 Valve	DGJ = Transmission-5-Spd. Automatic, W5A580
S = SPORT	Z = CHRYSLER	29 = SPECIALTY COUPE		EGZ = Engine - 3.2L V6 Supercharged	DED = Transmission - 6-Speed Manual
X = SPECIAL					DGU = Transmission - 5-Spd Automatic

Center & Rear Planetary Set - Output Shaft - [MPLS/HPLS]  
Figure NAG1-450



ITEM	PART NUMBER	QTY	LINE	SERIES	BODY	ENGINE	TRANS	TRIM	DESCRIPTION
------	-------------	-----	------	--------	------	--------	-------	------	-------------

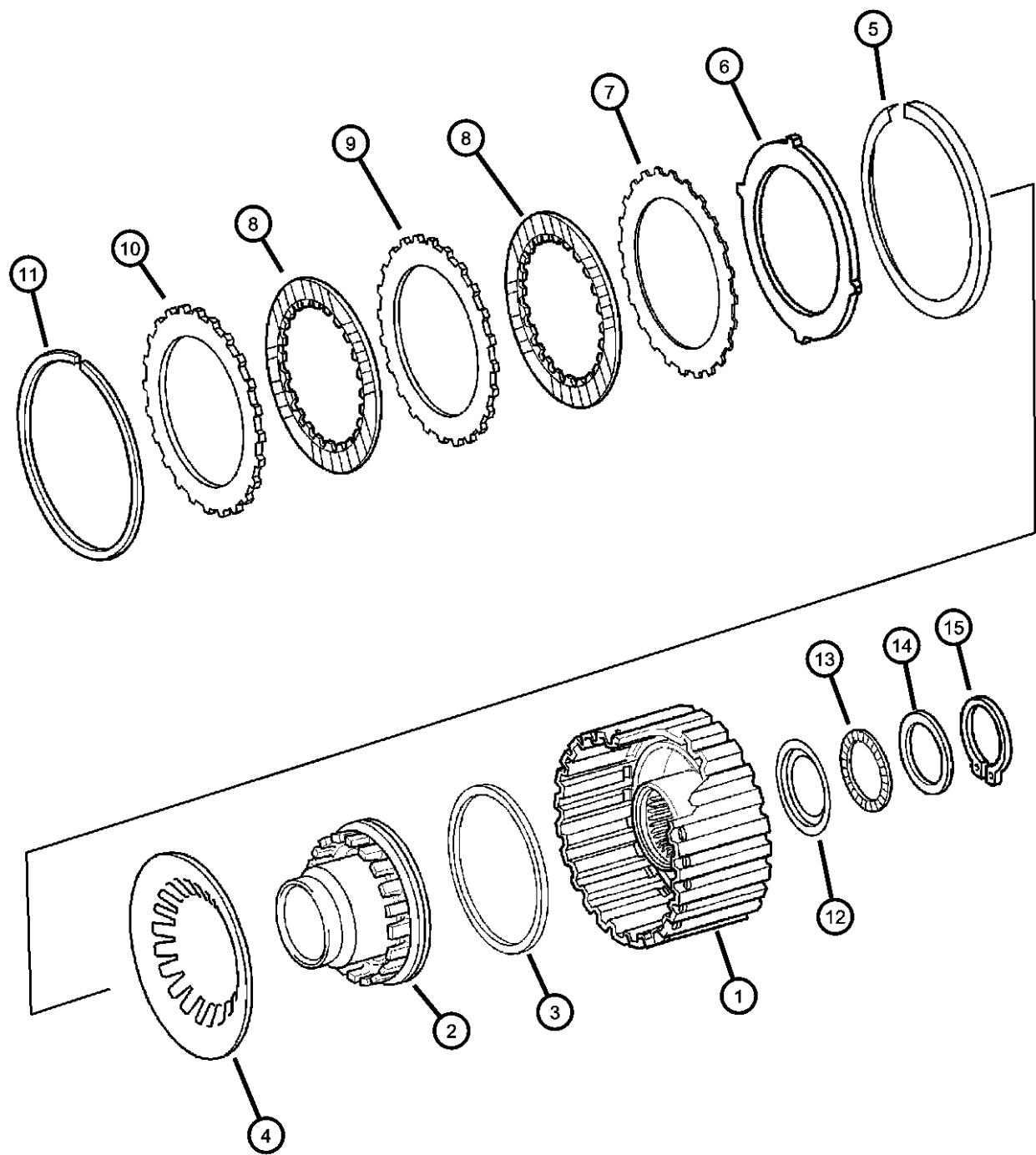
NOTE:  
Sales Codes:  
[DGU]=5 Speed Automatic Transmission - [NAG1] - [W5A330]

1	52107927AA	1		S			DGU		NEEDLE BEARING
2	05099776AA	1		S			DGU		SHAFTOutput Shaft
3	52108427AA	5		S			DGU		SEAL, Transmission
4	52108069AA	1		S			DGU		NEEDLE BEARING
5	05098050AA	1		S			DGU		THRUST WASHER
6	05099255AA	1		S			DGU		SNAP RING
7	05101417AA	1		S			DGU		GEAR, Annulus
8	05096903AA	1		S			DGU		BEARING, Needle
9	05098319AA	1		S			DGU		CARRIER, Planetary
10	05096904AA	1		S			DGU		NEEDLE BEARING
11	05101050AA	1		S			DGU		GEAR, Sun
12	52108085AA	2		S			DGU		SEAL, Transmission
13	52107966AA	1		S			DGU		SNAP RING
14	52108378AA	1		S			DGU		WHEEL
15	05098746AA	1		S			DGU		GEAR, Sun
16	52108084AA	1		S			DGU		BEARING
17	52108379AA	1		S			DGU		SPACER
18	52107967AA	1		S			DGU		SNAP RING



CROSSFIRE (ZH)		BODY		ENGINE	TRANSMISSION
SERIES	LINE				
P = PREMIUM	C = CHRYSLER	27 = 2-DR CONVERTIBLE		EGX = Engine - 3.2L V6 SOHC 18 Valve	DGJ = Transmission-5-Spd. Automatic, W5A580
S = SPORT	Z = CHRYSLER	29 = SPECIALTY COUPE		EGZ = Engine - 3.2L V6 Supercharged	DED = Transmission - 6-Speed Manual
X = SPECIAL					DGU = Transmission - 5-Spd Automatic

Clutch - [K3]  
Figure NAG1-460

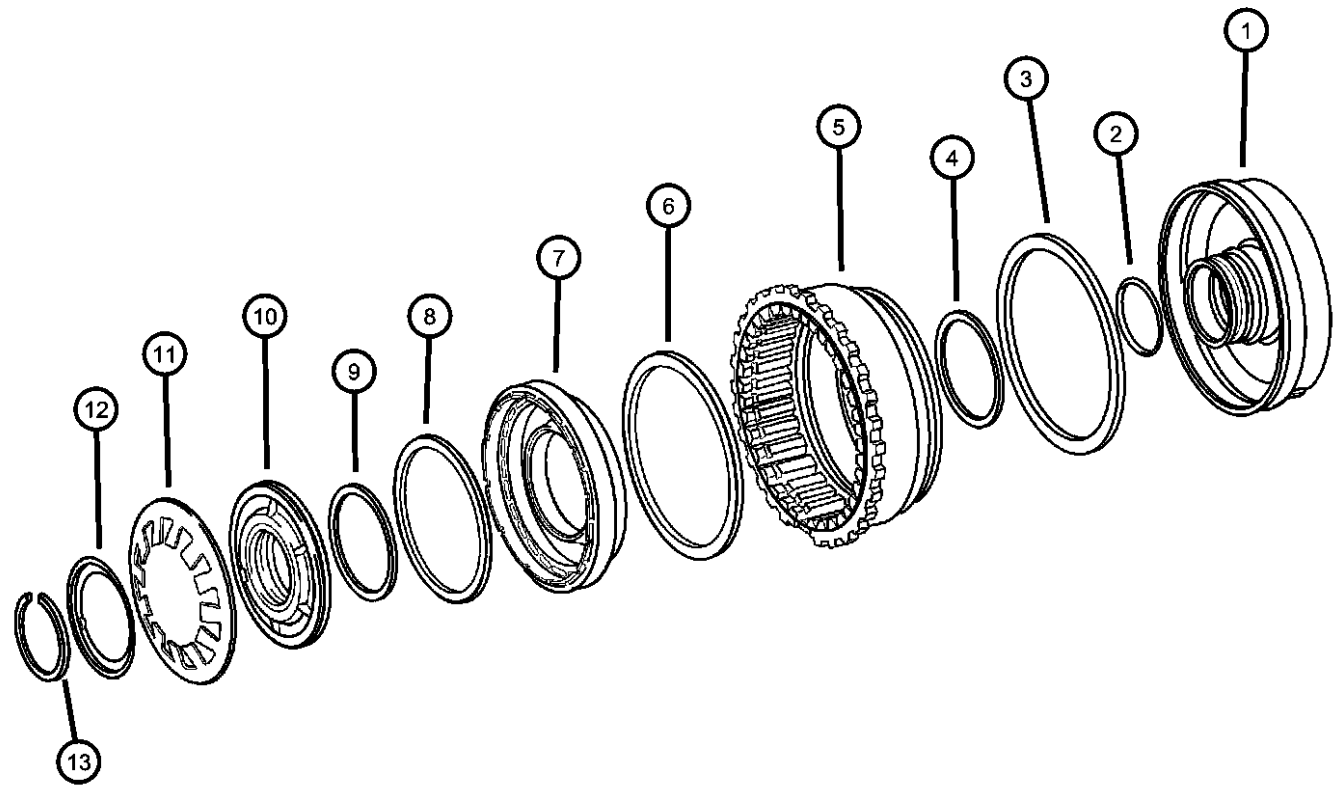


ITEM	PART NUMBER	QTY	LINE	SERIES	BODY	ENGINE	TRANS	TRIM	DESCRIPTION
NOTE: Sales Codes: [DGU]=5 Speed Automatic Transmission -[NAG1] - [W5A330]									
1	52108415AA	1		S			DGU		DISC, Support
2	52108094AA	1		S			DGU		PISTON
3	52108093AA	1		S			DGU		SEAL, Transmission
4	52108095AA	1		S			DGU		DISC, Spring
5	52107968AA	1		S			DGU		SNAP RING
6	52108096AA	1		S			DGU		DISC, Spring
7									DISC, Outer
	52108004AA	1		S			DGU		[1.8 MM]
	52108529AA	3		S			DGU		[2.8 MM]
8	52108153AA	4		S			DGU		DISC, Inner
9	52108529AA	3		S			DGU		DISC, Outer, [2.8MM]
10	52108011AA	1		S			DGU		DISC, Outer, [4.0 MM]
11									SNAP RING
	52107970AA	1		S			DGU		[2.3 MM]
	52107971AA	1		S			DGU		[2.6 MM]
	52107972AA	1		S			DGU		[2.9 MM]
	52107974AA	1		S			DGU		[2.0 MM]
12	52108148AA	1		S			DGU		SPACER
13	52108152AA	1		S			DGU		NEEDLE BEARING
14									PLATE
	52108149AA	1		S			DGU		[3.7 MM]
	52108150AA	1		S			DGU		[3.1 MM]
	52108151AA	1		S			DGU		[3.4 MM]
15	06507358AA	1		S			DGU		RING



CROSSFIRE (ZH)		BODY		ENGINE	TRANSMISSION
SERIES	LINE				
P = PREMIUM	C = CHRYSLER	27 = 2-DR CONVERTIBLE		EGX = Engine - 3.2L V6 SOHC 18 Valve	DGJ = Transmission-5-Spd. Automatic, W5A580
S = SPORT	Z = CHRYSLER	29 = SPECIALTY COUPE		EGZ = Engine - 3.2L V6 Supercharged	DED = Transmission - 6-Speed Manual
X = SPECIAL					DGU = Transmission - 5-Spd Automatic

Multiple Disc Brake - [B2 & B3]  
Figure NAG1-470



ITEM	PART NUMBER	QTY	LINE	SERIES	BODY	ENGINE	TRANS	TRIM	DESCRIPTION
------	-------------	-----	------	--------	------	--------	-------	------	-------------

NOTE:  
Sales Codes:  
[DGU]=5 Speed Automatic Transmission - [NAG1] - [W5A330]

1	52108182AA	1		S			DGU		PLUNGER
2	52108185AA	2		S			DGU		SEAL, Transmission
3	52108188AA	1		S			DGU		SEAL, Transmission
4	52108189AA	1		S			DGU		SEAL, Transmission
5	52108418AA	1		S			DGU		PISTON
6	52108199AA	1		S			DGU		SEAL, Transmission
7	52108191AA	1		S			DGU		PISTON
8	52108200AA	1		S			DGU		SEAL, Transmission
9	52108201AA	1		S			DGU		SEAL, Transmission
10	52108351AA	1		S			DGU		RING, Piston
11	52108202AA	1		S			DGU		DISC, Spring
12	52108203AA	1		S			DGU		SPRING, Retainer
13	52107977AA	1		S			DGU		SNAP RING

B2/B3

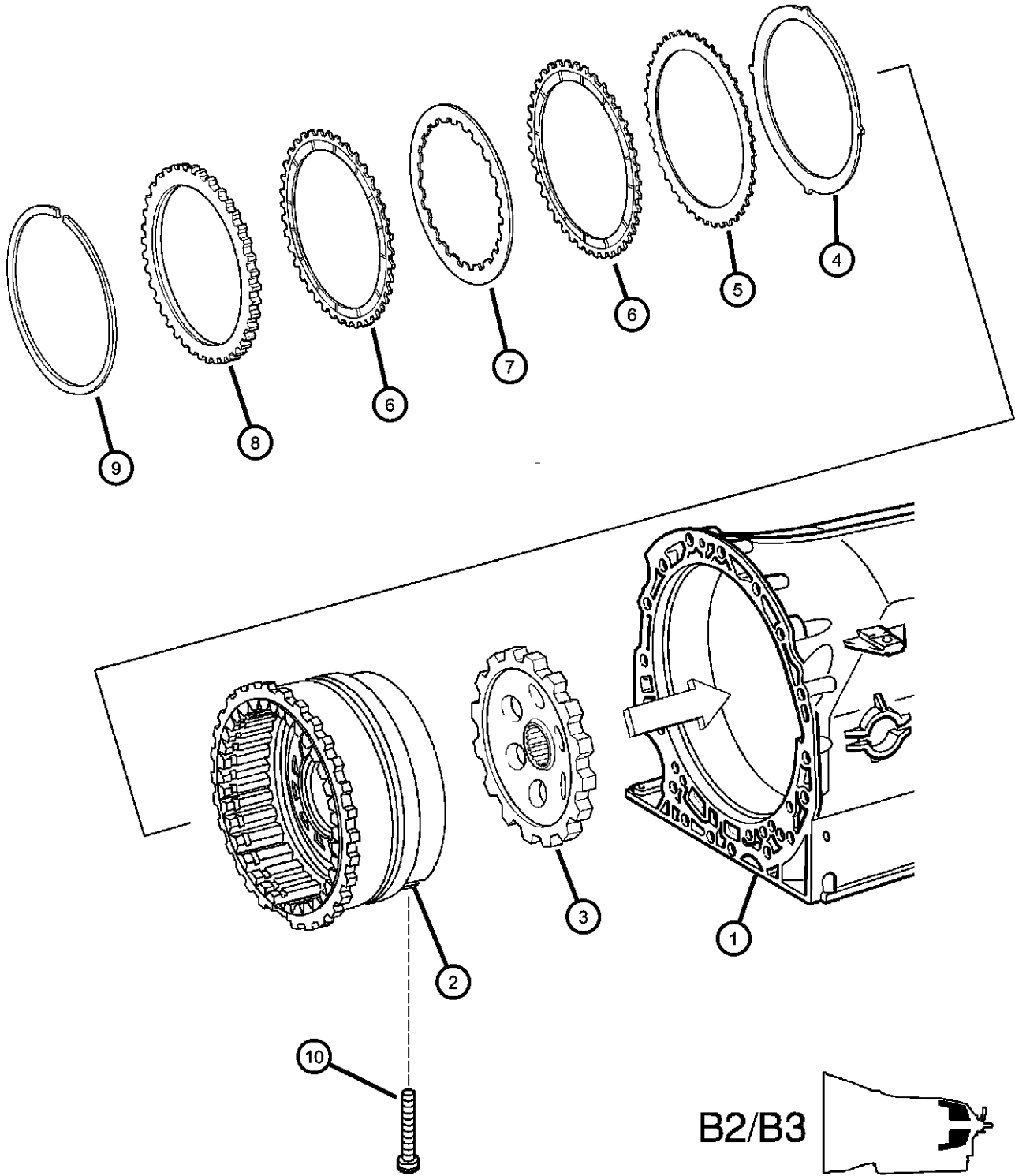


CROSSFIRE (ZH)		BODY		ENGINE	TRANSMISSION
SERIES	LINE				
P = PREMIUM	C = CHRYSLER	27 = 2-DR CONVERTIBLE		EGX = Engine - 3.2L V6 SOHC 18 Valve	DGJ = Transmission-5-Spd. Automatic,W5A580
S = SPORT	Z = CHRYSLER	29 = SPECIALTY COUPE		EGZ = Engine - 3.2L V6 Supercharged	DED = Transmission - 6-Speed Manual
X = SPECIAL					DGU = Transmission - 5-Spd Automatic

AR = use ase required - = Non illustrated part

2004 ZH

Multiple Disc Brake - [B2 & B3]  
Figure NAG1-480



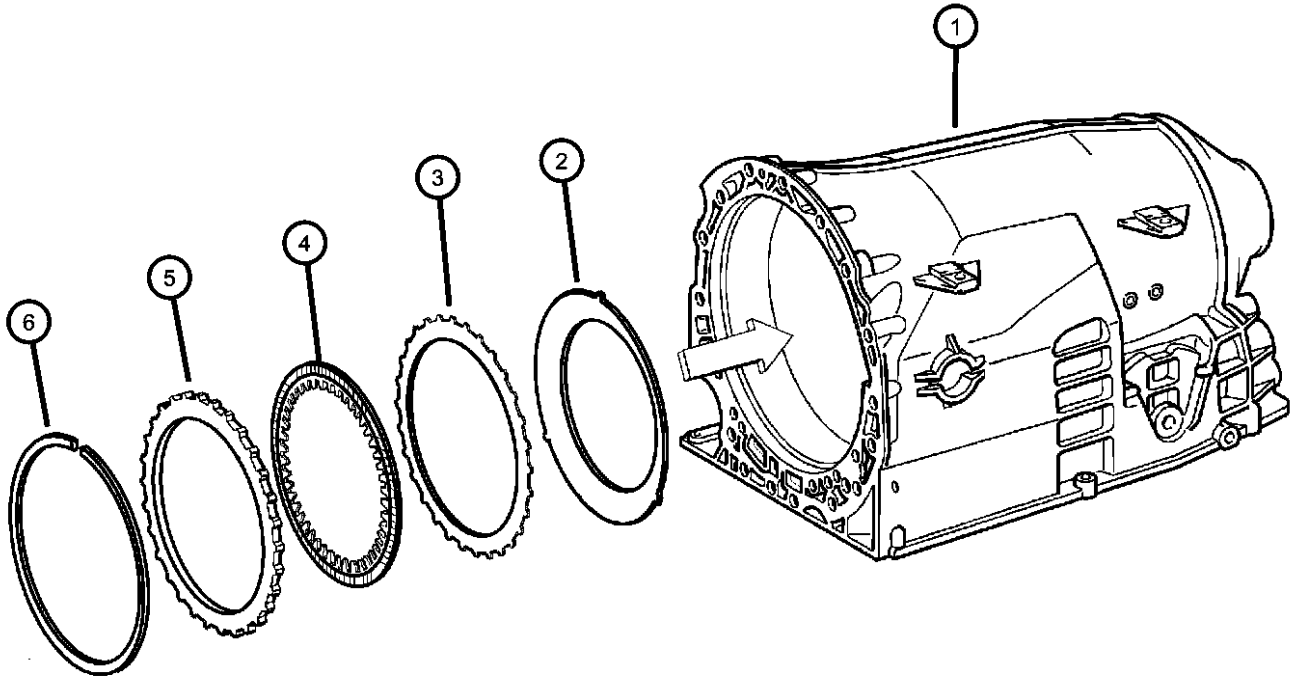
ITEM	PART NUMBER	QTY	LINE	SERIES	BODY	ENGINE	TRANS	TRIM	DESCRIPTION
------	-------------	-----	------	--------	------	--------	-------	------	-------------

NOTE:Drum Package Is Not Serviced In An Assembly. Please See Illustration [#470] Callouts [1,2,3,4 & 5] To Obtain Part Numbers  
Sales Codes:  
[DGU]=5 Speed Automatic Transmission - [NAG1] - [W5A330]

1	52107977AA	1							CASE, Transmission, See Illustration [#210], (NOT SERVICED)
2	52107977AA	1							DRUM PACKAGE, Transmission, See Illustration [#470] Callout [#1,2,3,4 & 5], (NOT SERVICED)
3	52108180AA	1		S			DGU		LOCK, Parking Wheel
4	52108354AA	1		S			DGU		DISC, Spring
5	52108013AA	1		S			DGU		DISC, Outer
6	52108572AA	5		S			DGU		DISC, Outer
7	52108015AA	4		S			DGU		DISC, Inner
8	52108014AA	1		S			DGU		DISC, Outer
9									SNAP RING
	52107979AA	1		S			DGU		[4.1MM]
	52107980AA	1		S			DGU		[3.8MM]
	52107981AA	1		S			DGU		[3.5MM]
	52107982AA	1		S			DGU		[3.2MM]
	52107983AA	1		S			DGU		[2.9MM]
10	52108205AA	2		S			DGU		SCREW

CROSSFIRE (ZH)		BODY		ENGINE	TRANSMISSION
SERIES	LINE				
P = PREMIUM	C = CHRYSLER	27 = 2-DR CONVERTIBLE	EGX = Engine - 3.2L V6 SOHC 18 Valve	DGJ = Transmission-5-Spd. Automatic,W5A580	
S = SPORT	Z = CHRYSLER	29 = SPECIALTY COUPE	EGZ = Engine - 3.2L V6 Supercharged	DED = Transmission - 6-Speed Manual	
X = SPECIAL				DGU = Transmission - 5-Spd Automatic	

Multiple Disc Brake - [B2 & B3]  
Figure NAG1-490



ITEM	PART NUMBER	QTY	LINE	SERIES	BODY	ENGINE	TRANS	TRIM	DESCRIPTION
------	----------------	-----	------	--------	------	--------	-------	------	-------------

NOTE:  
Sales Codes:  
[DGU]=5 Speed Automatic Transmission - [NAG1] - [W5A330]

1	52108205AA	2							HOUSING, Transmission Case, Serviced With Transmission Assembly, (NOT SERVICED)
2	52108356AA	1		S			DGU		DISC, Spring
3	52108572AA	5		S			DGU		DISC, Outer
4	52108573AA	4		S			DGU		DISC, Inner
5	52108018AA	1		S			DGU		DISC, Outer, [6.5 MM]
6									SNAP RING
	52107985AA	1		S			DGU		[3.2MM]
	52107986AA	AR		S			DGU		[3.5MM]
	52107987AA	AR		S			DGU		[3.8MM]
	52107988AA	AR		S			DGU		[4.1MM]
	52107989AA	AR		S			DGU		[4.4MM]
	52107990AA	AR		S			DGU		[4.8MM]

B2/B3

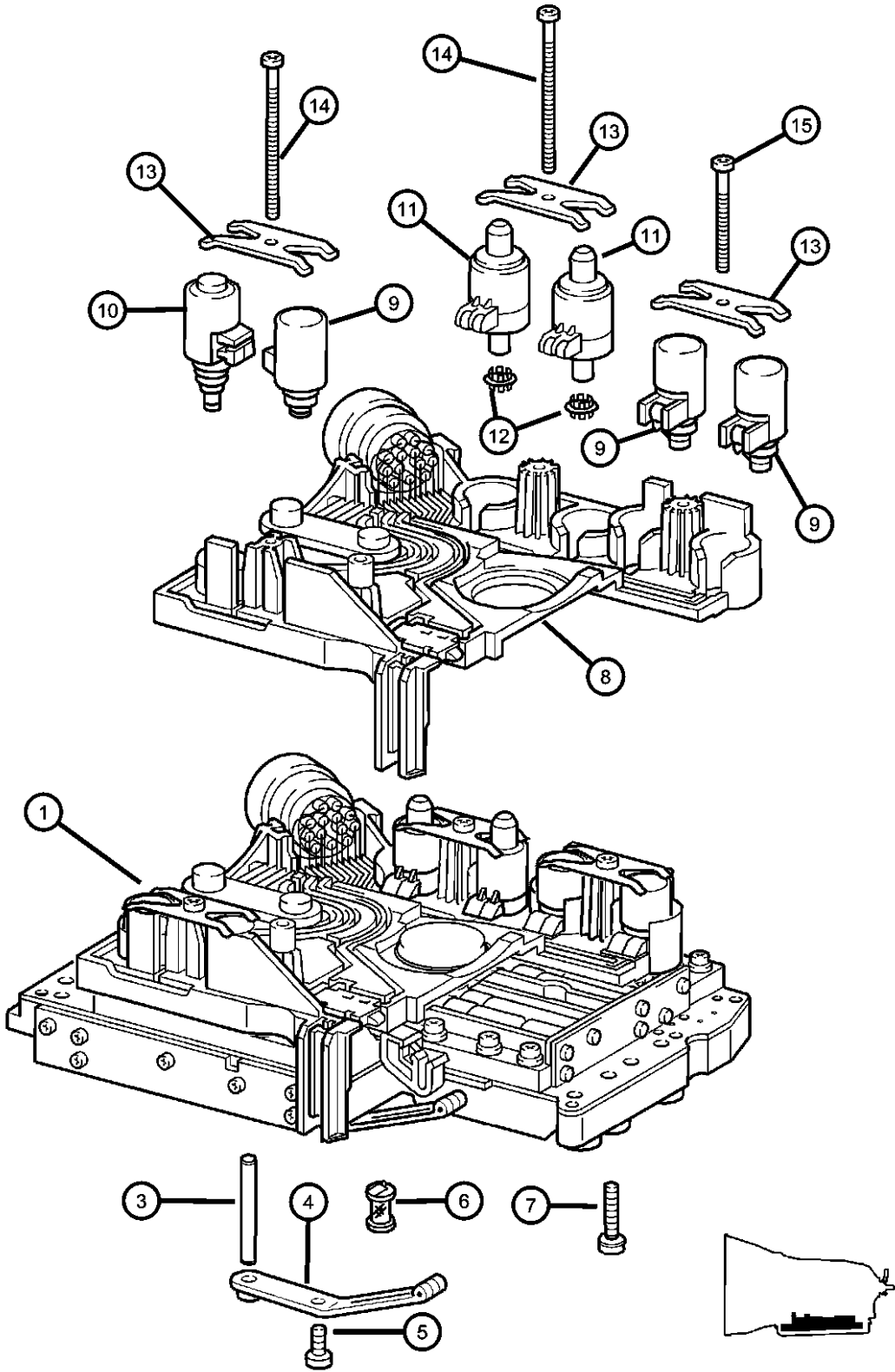


CROSSFIRE (ZH)				
SERIES	LINE	BODY	ENGINE	TRANSMISSION
P = PREMIUM	C = CHRYSLER	27 = 2-DR CONVERTIBLE	EGX = Engine - 3.2L V6 SOHC 18 Valve	DGJ = Transmission-5-Spd. Automatic,W5A580
S = SPORT	Z = CHRYSLER	29 = SPECIALTY COUPE	EGZ = Engine - 3.2L V6 Supercharged	DED = Transmission - 6-Speed Manual
X = SPECIAL				DGU = Transmission - 5-Spd Automatic

AR = use ase required - = Non illustrated part

2004 ZH

Electronic - Hydraulic Control Unit  
Figure NAG1-710



ITEM	PART NUMBER	QTY	LINE	SERIES	BODY	ENGINE	TRANS	TRIM	DESCRIPTION
------	-------------	-----	------	--------	------	--------	-------	------	-------------

NOTE:Valve Body Connector Includes Speed Sensor  
Sales Codes:  
[DGU]=5 Speed Automatic Transmission - [NAG1] - [W5A330]

1	05080262AA	1		S			DGU		VALVE BODY, Complete
-2	52108320AA	1		S			DGU		SHIELD, Transmission Solenoid
3	52108277AA	1		S			DGU		DOWEL
4	52108258AA	1		S			DGU		SPRING
5	05073867AA	1		S			DGU		SCREW
6	52108304AA	1		S			DGU		FILTER, Transmission Oil
7	05073877AA	10		S			DGU		SCREW
8	52108308AA	1		S			DGU		VALVE BODY, Connector Assembly - Electrical - Includes Speed Sensor
9	52108313AA	3		S			DGU		SOLENOID, Transmission
10	52108314AA	1		S			DGU		SOLENOID, Transmission
11	52108312AA	2		S			DGU		SOLENOID, Transmission, Lifting Magnet
12	52108316AA	2		S			DGU		FILTER, Transmission Oil
13	52108315AA	3		S			DGU		PLATE
14	05073872AA	2		S			DGU		SCREW
15	05073873AA	1		S			DGU		SCREW

CROSSFIRE (ZH)		BODY		ENGINE	TRANSMISSION
SERIES	LINE				
P = PREMIUM	C = CHRYSLER	27 = 2-DR CONVERTIBLE		EGX = Engine - 3.2L V6 SOHC 18 Valve	DGJ = Transmission-5-Spd. Automatic,W5A580
S = SPORT	Z = CHRYSLER	29 = SPECIALTY COUPE		EGZ = Engine - 3.2L V6 Supercharged	DED = Transmission - 6-Speed Manual
X = SPECIAL					DGU = Transmission - 5-Spd Automatic

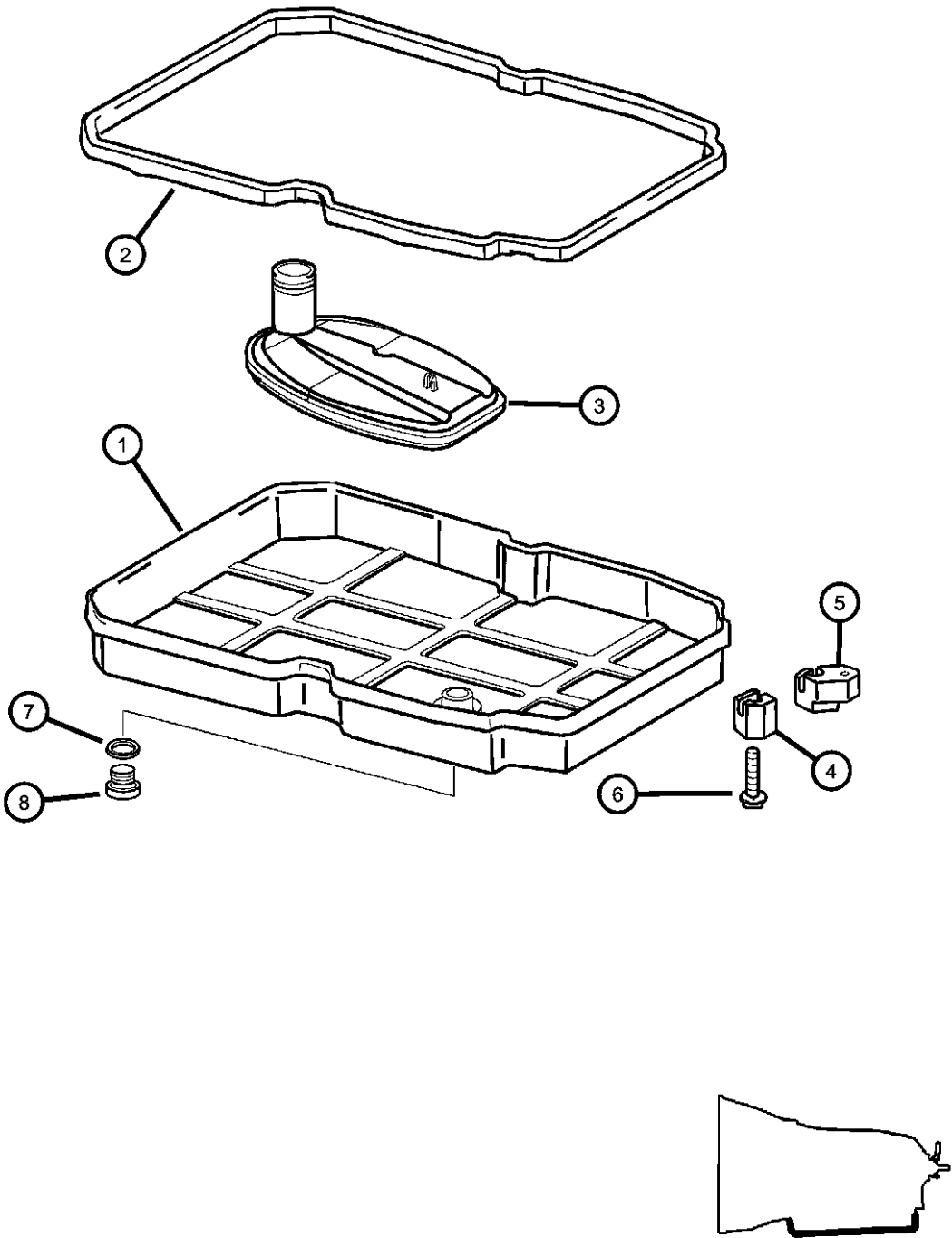
AR = use ase required - = Non illustrated part

Oil Pan, Gasket & Filter  
Figure NAG1-720

ITEM	PART NUMBER	QTY	LINE	SERIES	BODY	ENGINE	TRANS	TRIM	DESCRIPTION
------	----------------	-----	------	--------	------	--------	-------	------	-------------

NOTE:  
Sales Codes:  
[DGU]=5 Speed Automatic Transmission - [NAG1] - [W5A330]

1	52108326AA	1		S			DGU		PAN, Transmission Oil
2	52108332AA	1		S			DGU		GASKET
3	52108325AA	1		S			DGU		FILTER, Transmission Oil
4	52108334AA	5		S			DGU		NUT
5	05080289AA	1		S			DGU		NUT
6	52108270AA	6		S			DGU		SCREW
7	52108330AA	1		S			DGU		SEAL, Transmission
8	52108331AA	1		S			DGU		MAGNET



CROSSFIRE (ZH)				
SERIES	LINE	BODY	ENGINE	TRANSMISSION
P = PREMIUM	C = CHRYSLER	27 = 2-DR CONVERTIBLE	EGX = Engine - 3.2L V6 SOHC 18 Valve	DGJ = Transmission-5-Spd. Automatic,W5A580
S = SPORT	Z = CHRYSLER	29 = SPECIALTY COUPE	EGZ = Engine - 3.2L V6 Supercharged	DED = Transmission - 6-Speed Manual
X = SPECIAL				DGU = Transmission - 5-Spd Automatic

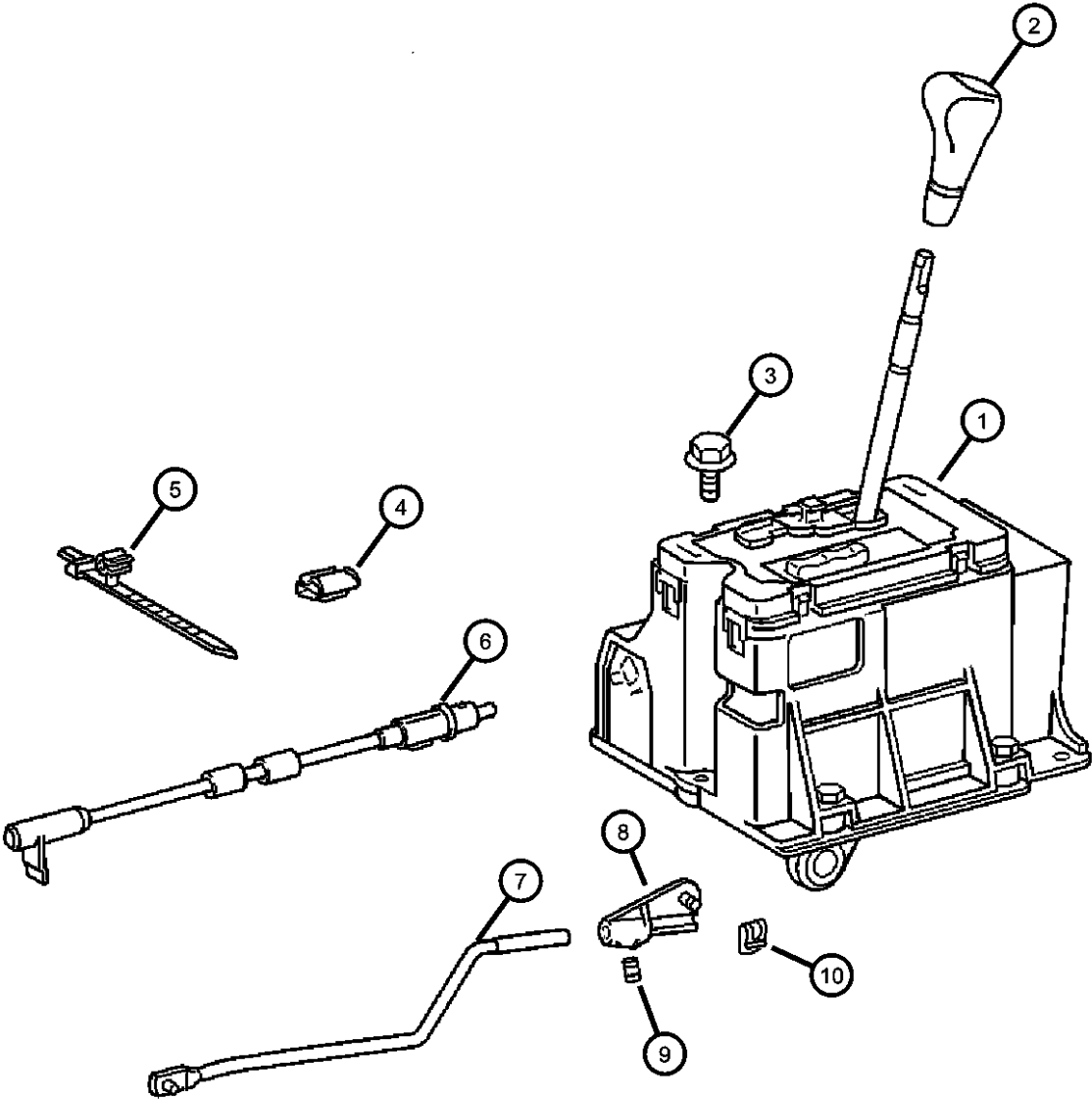


Gearshift Control  
Figure NAG1-1210

ITEM	PART NUMBER	QTY	LINE	SERIES	BODY	ENGINE	TRANS	TRIM	DESCRIPTION
------	----------------	-----	------	--------	------	--------	-------	------	-------------

NOTE:  
Sales Codes:  
[DGU]=5 Speed Automatic Transmission - [NAG1] - [W5A330]

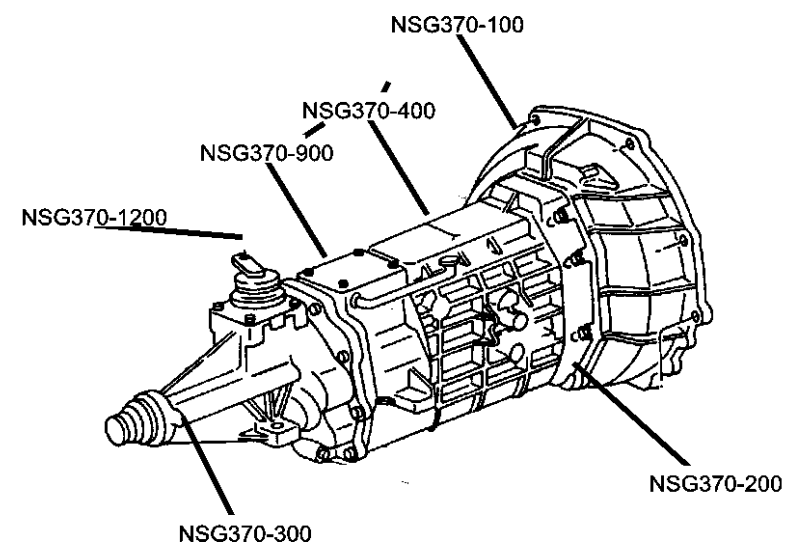
1	05098491AA	1		S			DGU		SHIFTER, Transmission
2	05096746AA	1		S			DGU		HANDLE, Gearshift
3	05098355AA	3		S					BOLT, Shifter Cover
4	05101127AA	1	Z	S			DGU		CLIP, Shift Cable
5	05096435AA	1		S					STRAP, Tie
6									CABLE, Gearshift Control
	05098492AA	1	C	S			DGU		Left Hand Drive
	05098493AA	1	Z	S			DGU		Right Hand Drive
7	05102589AA	1		S			DGU		ROD, Gear Shift Control, Transmission
8	05102591AA	1		S			DGU		LEVER, Shift Shaft
9	05102592AA	1		S			DGU		SCREW, Set
10	05102593AA	1		S			DGU		CLIP, Gearshift Control Link



CROSSFIRE (ZH)				
SERIES	LINE	BODY	ENGINE	TRANSMISSION
P = PREMIUM	C = CHRYSLER	27 = 2-DR CONVERTIBLE	EGX = Engine - 3.2L V6 SOHC 18 Valve	DGJ = Transmission-5-Spd. Automatic,W5A580
S = SPORT	Z = CHRYSLER	29 = SPECIALTY COUPE	EGZ = Engine - 3.2L V6 Supercharged	DED = Transmission - 6-Speed Manual
X = SPECIAL				DGU = Transmission - 5-Spd Automatic

# Group - NSG370

## Manual Transmission 6 Speed [DED]



### Group - NSG370 Manual Transmission 6 Speed [DED]

Illustration Title Group-Fig. No.

<b>Transmission</b>	
Transmission Assembly .....	Fig. NSG370 - 110

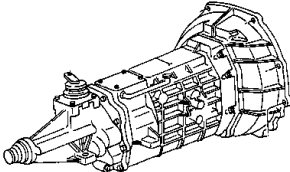
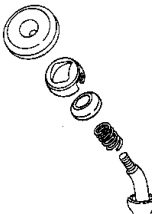
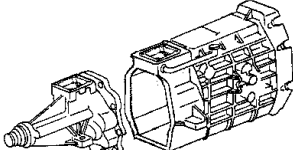
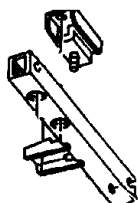
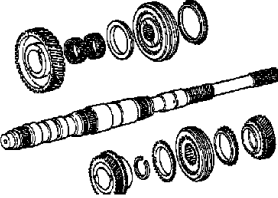
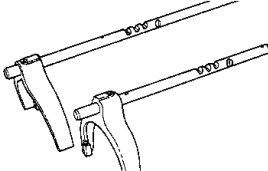
<b>Case &amp; Extension</b>	
Front Case & Related Parts .....	Fig. NSG370 - 210
Rear Case & Related Parts .....	Fig. NSG370 - 220

<b>Transmission Mounting</b>	
Transmission Mounting & Related Parts .....	Fig. NSG370 - 310
Transmission Rear Braket .....	Fig. NSG370 - 320

<b>Gear Train</b>	
Input Shaft .....	Fig. NSG370 - 410
Main Shaft .....	Fig. NSG370 - 420
Countershaft .....	Fig. NSG370 - 430

<b>Forks and Rails</b>	
Forks & Rails .....	Fig. NSG370 - 910

<b>Gear Shift Controls</b>	
Gear Shift Control .....	Fig. NSG370 - 1210

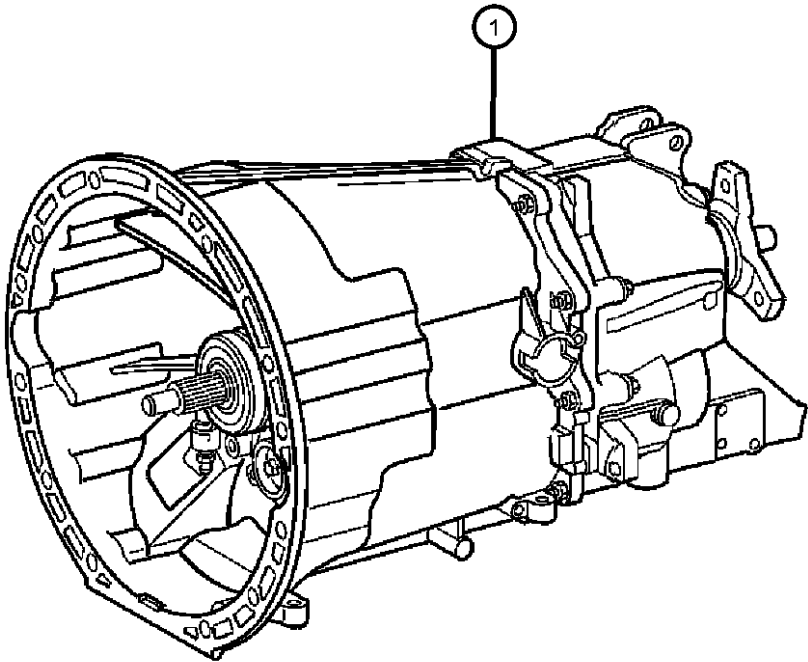
<b>NSG370-100</b> Transmission 	<b>NSG370-1200</b> Gear Shift Controls 	<b>NSG370-200</b> Case & Extension 	<b>NSG370-300</b> Transmission Mounting 
<b>NSG370-400</b> Gear Train 	<b>NSG370-900</b> Forks and Rails 		

Transmission Assembly  
Figure NSG370-110

ITEM	PART NUMBER	QTY	LINE	SERIES	BODY	ENGINE	TRANS	TRIM	DESCRIPTION
------	----------------	-----	------	--------	------	--------	-------	------	-------------

NOTE:  
Sales Codes:  
[DED]=5 Speed Manual Transmission - [NSG370]  
1 05096909AA 1 S  
04761872AB

DED TRANSMISSION, 6 speed  
Mopar Manual Transmission  
Fluid



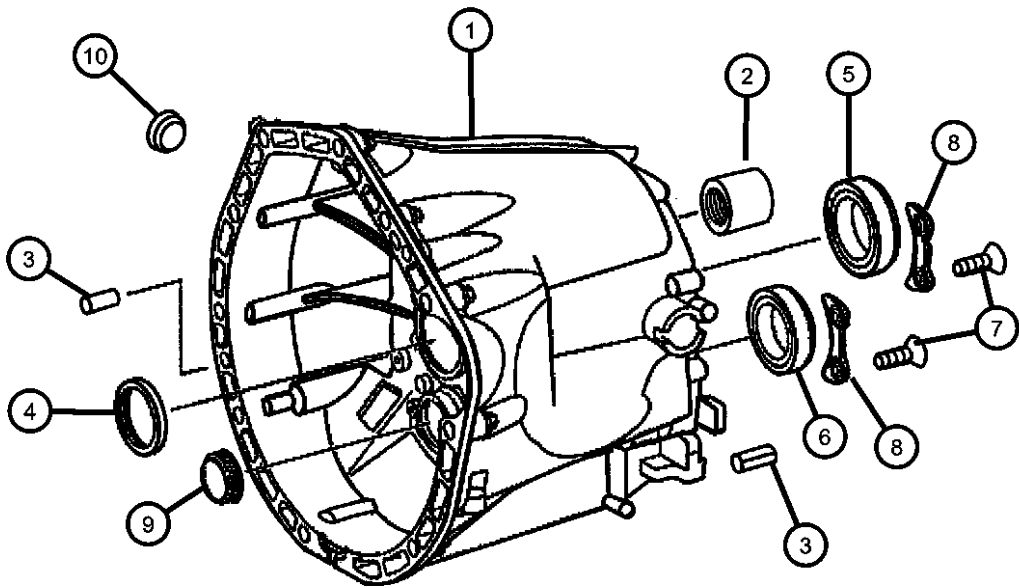
CROSSFIRE (ZH)				
SERIES	LINE	BODY	ENGINE	TRANSMISSION
P = PREMIUM	C = CHRYSLER	27 = 2-DR CONVERTIBLE	EGX = Engine - 3.2L V6 SOHC 18 Valve	DGJ = Transmission-5-Spd. Automatic,W5A580
S = SPORT	Z = CHRYSLER	29 = SPECIALTY COUPE	EGZ = Engine - 3.2L V6 Supercharged	DED = Transmission - 6-Speed Manual
X = SPECIAL				DGU = Transmission - 5-Spd Automatic

Front Case & Related Parts  
Figure NSG370-210

ITEM	PART NUMBER	QTY	LINE	SERIES	BODY	ENGINE	TRANS	TRIM	DESCRIPTION
------	----------------	-----	------	--------	------	--------	-------	------	-------------

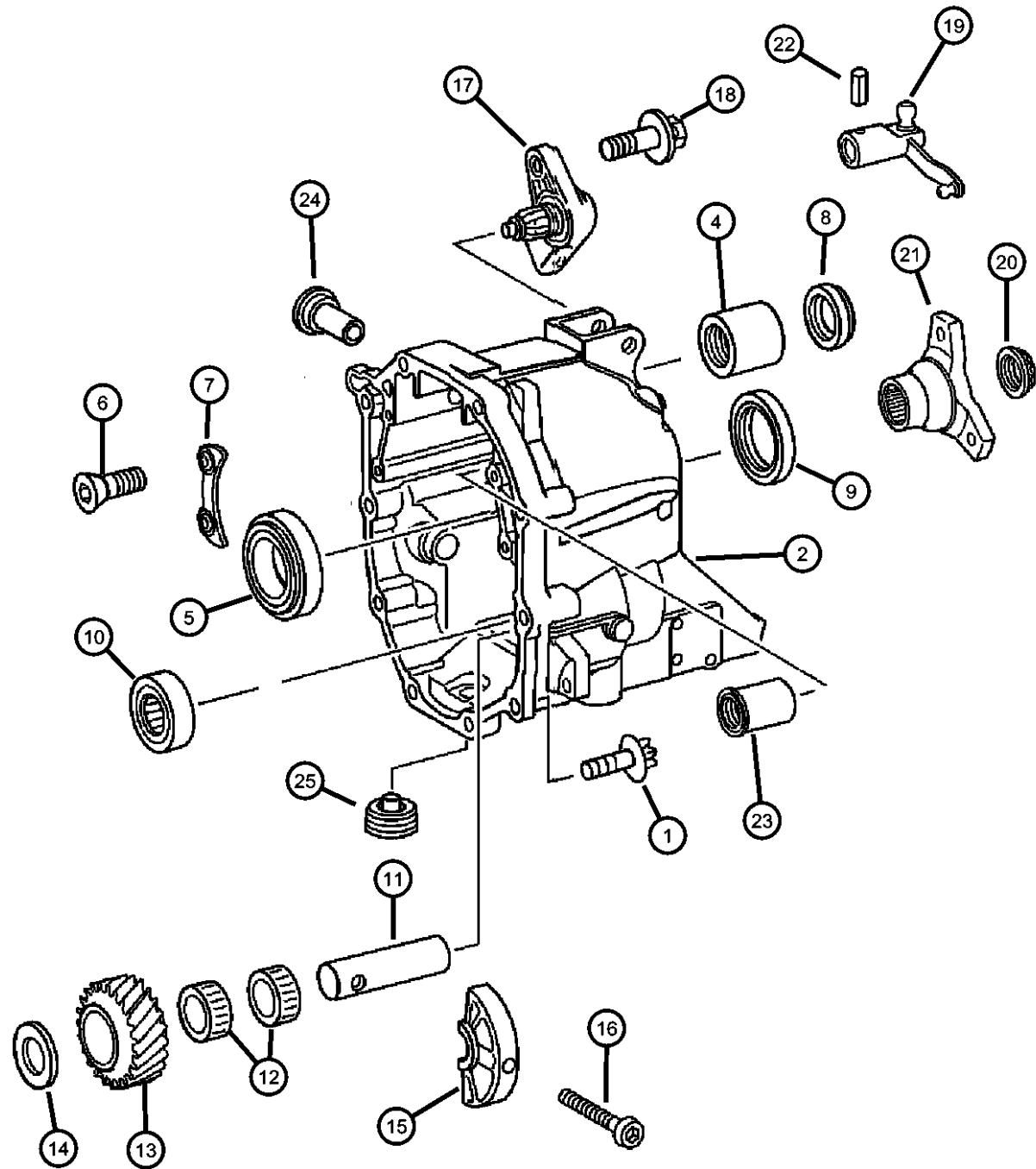
NOTE:  
Sales Codes:  
[DED]=6 Speed Manual Transmission - [NSG370]

1	05097645AA	1		S			DED		CASE, TransmissionFront
2	05097018AA	1		S			DED		SLEEVE
3	05097594AA	2		S			DED		PIN, Dowel
4	05099841AA	1		S			DED		SEALFront
5	05098879AA	1		S			DED		BEARING, [80MM]
6	05098878AA	1		S			DED		BEARING, Countershaft, [72MM]
7	05097657AA	8		S			DED		SCREW
8	05099213AA	4		S			DED		RETAINER, Bearing
9	05096861AA	1		S			DED		PLUG, Expansion
10	52111491AA	2		S					PLUG



CROSSFIRE (ZH)				
SERIES	LINE	BODY	ENGINE	TRANSMISSION
P = PREMIUM	C = CHRYSLER	27 = 2-DR CONVERTIBLE	EGX = Engine - 3.2L V6 SOHC 18 Valve	DGJ = Transmission-5-Spd. Automatic,W5A580
S = SPORT	Z = CHRYSLER	29 = SPECIALTY COUPE	EGZ = Engine - 3.2L V6 Supercharged	DED = Transmission - 6-Speed Manual
X = SPECIAL				DGU = Transmission - 5-Spd Automatic

Rear Case & Related Parts  
Figure NSG370-220

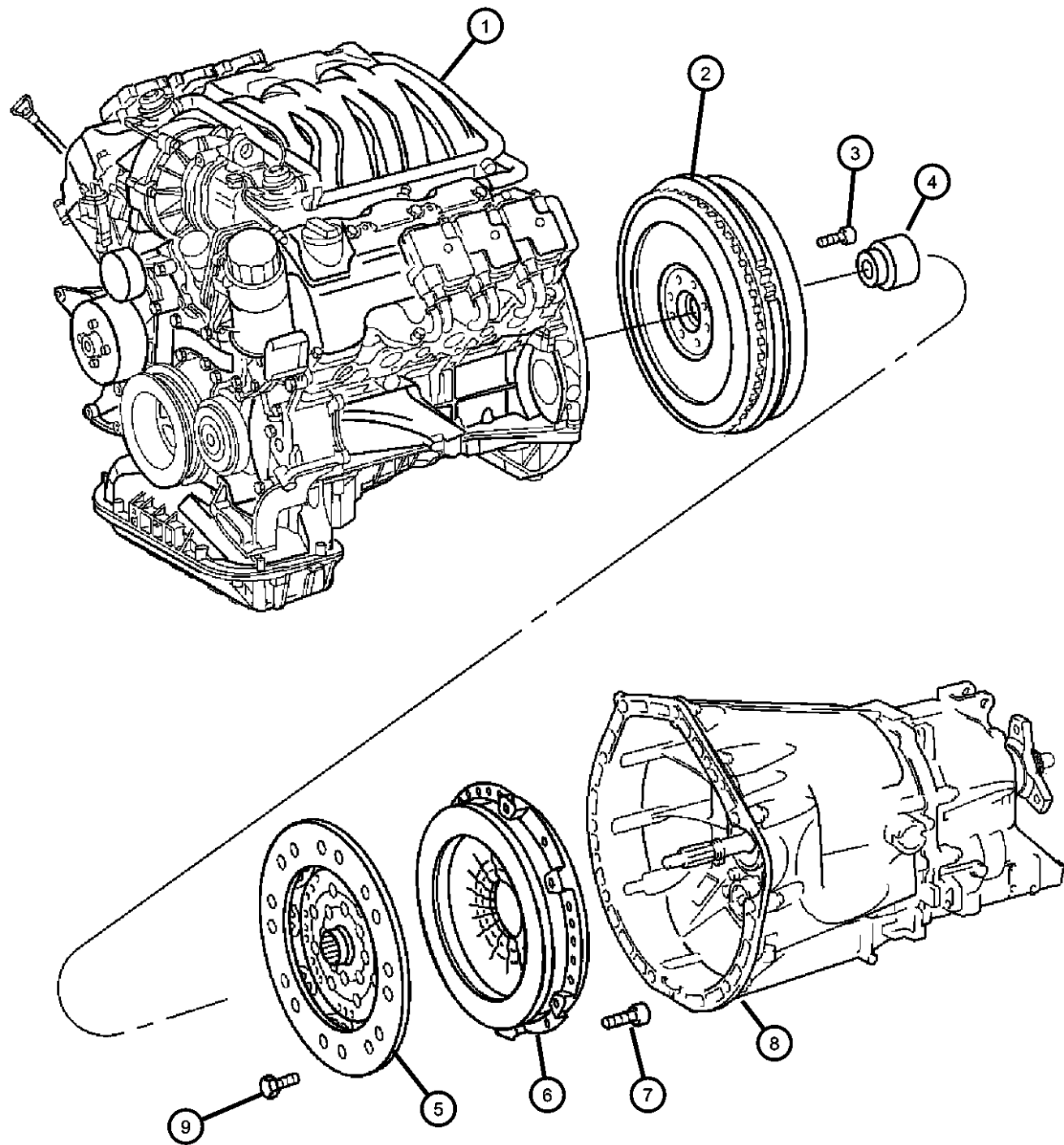


ITEM	PART NUMBER	QTY	LINE	SERIES	BODY	ENGINE	TRANS	TRIM	DESCRIPTION
NOTE: Sales Codes: [DED]=5 Speed Manual Transmission - [NSG370]									
1	05096940AA	10		S			DED		SCREW
2	05098343AA	1	C	S			DED		CASERear
-3	05096854AA	1		S			DED		BUSHING, Transmission, First & Second Speed
4	05097018AA	1		S			DED		SLEEVE
5	05098875AA	1	C	S			DED		BEARING
6	05097657AA	4		S			DED		SCREW
7	05099213AA	2		S			DED		RETAINER, Bearing
8	05099842AA	1		S			DED		SEAL, Shifting Shaft
9	05099839AA	1		S			DED		SEAL, Joint Flange
10	05097739AA	1		S			DED		BEARING, Countershaft Roller
11	05096914AA	1		S			DED		SHAFT, Reverse Idler Shaft
12	05096463AA	1		S			DED		BEARING, Intermediate Gear
13	05096910AA	1		S			DED		GEAR, Reverse
14	05098039AA	1		S			DED		WASHER, Thrust
15	05101037AA	1		S			DED		BEARING, Bearing Shell Reverse Idler Shaft
16	05096957AA	1		S			DED		SCREW
17	05099770AA	1		S			DED		SWITCH, Back Up Lamp
18	05073684AA	1		S			DED		SCREW
19	05097590AA	1		S			DED		LEVER, Shift Shaft
20	52108234AA	1		S			DED		NUT
21	05099266AA	1		S			DED		FLANGE, Drive Shaft
22	05096958AA	1		S			DED		SCREW
23	68028317AA	1		S			DED		SLEEVE
24	05101039AA	1		S			DED		DETENT, Gearshift
25	05097713AA	1		S			DED		PLUG, Oil Drain

CROSSFIRE (ZH)		BODY		ENGINE	TRANSMISSION
SERIES	LINE				
P = PREMIUM	C = CHRYSLER	27 = 2-DR CONVERTIBLE		EGX = Engine - 3.2L V6 SOHC 18 Valve	DGJ = Transmission-5-Spd. Automatic,W5A580
S = SPORT	Z = CHRYSLER	29 = SPECIALTY COUPE		EGZ = Engine - 3.2L V6 Supercharged	DED = Transmission - 6-Speed Manual
X = SPECIAL					DGU = Transmission - 5-Spd Automatic

AR = use ase required - = Non illustrated part

Transmission Mounting & Related Parts  
Figure NSG370-310



ITEM	PART NUMBER	QTY	LINE	SERIES	BODY	ENGINE	TRANS	TRIM	DESCRIPTION
------	-------------	-----	------	--------	------	--------	-------	------	-------------

NOTE:  
Sales Codes:  
[DED]=5 Speed Manual Transmission - [NSG370]  
[EGX]=3.2L V6 SOHC 18 Valve Engine

1	05097713AA	1							ENGINE, Complete, See Engine Group, (NOT SERVICED)
2	05098905AA	1		S		EGX	DED		FLYWHEEL
3	05097751AA	8		S		EGX	DED		BOLT, Flywheel
4	05127511AA	1		S		EGX	DED		BEARING, Pilot
5	05098832AC	1		S		EGX			DISC, Clutch
6	05097012AA	1		S		EGX			PLATE, Pressure
7	05097744AA	6		S		EGX	DED		BOLT
8	05096909AA	1		S			DED		TRANSMISSION, 6 speed
	04761872AB								Mopar Manual Transmission Fluid
9	06507100AA	8		S					SCREW, Transmission To Engine

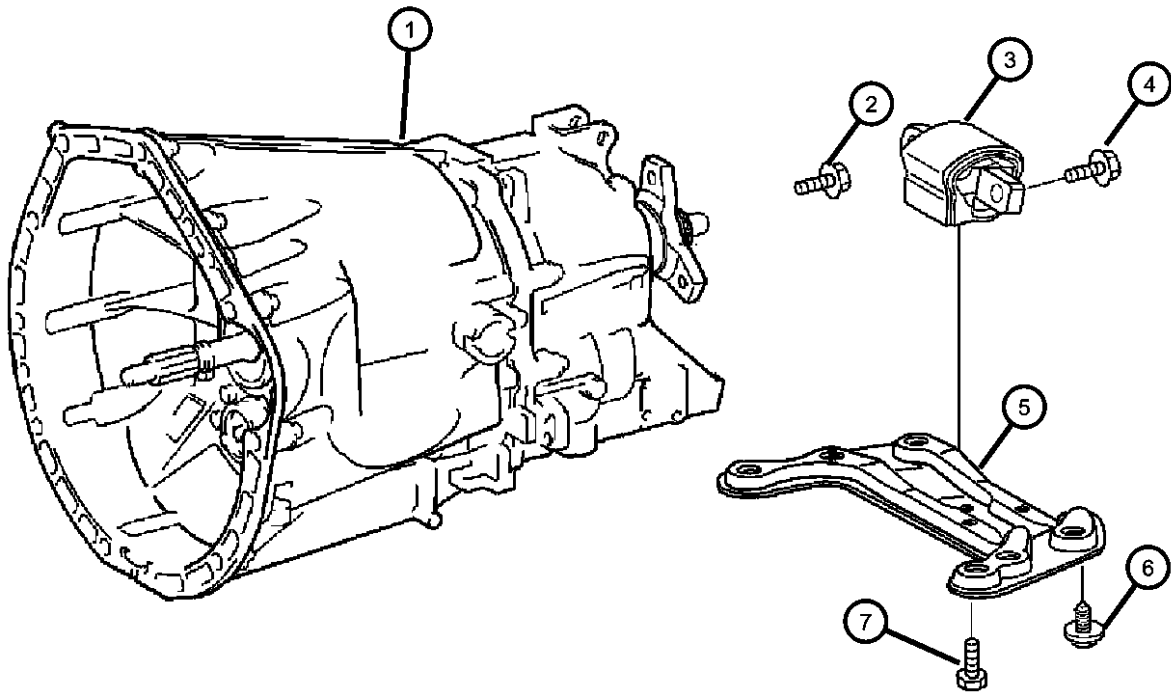
CROSSFIRE (ZH)									
SERIES	LINE	BODY	ENGINE	TRANSMISSION					
P = PREMIUM	C = CHRYSLER	27 = 2-DR CONVERTIBLE	EGX = Engine - 3.2L V6 SOHC 18 Valve	DGJ = Transmission-5-Spd. Automatic,W5A580					
S = SPORT	Z = CHRYSLER	29 = SPECIALTY COUPE	EGZ = Engine - 3.2L V6 Supercharged	DED = Transmission - 6-Speed Manual					
X = SPECIAL				DGU = Transmission - 5-Spd Automatic					

Transmission Rear Braket  
Figure NSG370-320

ITEM	PART NUMBER	QTY	LINE	SERIES	BODY	ENGINE	TRANS	TRIM	DESCRIPTION
------	----------------	-----	------	--------	------	--------	-------	------	-------------

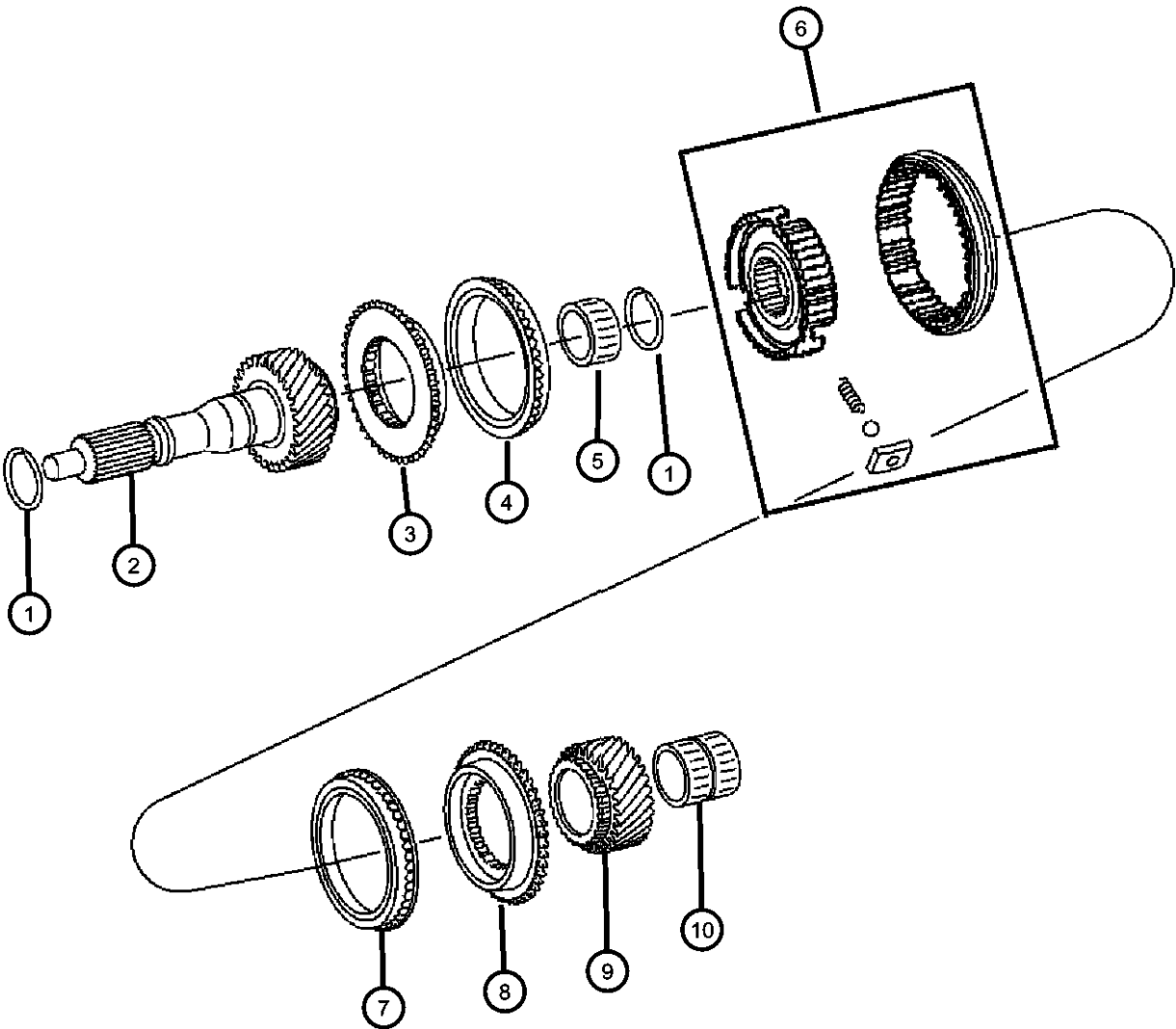
NOTE:  
Sales Codes:  
[DED]=5 Speed Manual Transmission - [NSG370]  
[EGX]=3.2L V6 SOHC 18 Valve Engine

1	05096909AA 04761872AB	1		S			DED		TRANSMISSION, 6 speed Mopar Manual Transmission Fluid
2	06507468AA	4		S		EGX			SCREW
3	05101457AA	1		S					SUPPORT, Transmission
4	05096990AA	2		S					SCREW
5	05097243AA	1		S			DED		CROSSMEMBER, Transmission
6	05097858AA	6		S					BOLT, Hex Head
7	05096987AA	2		S					BOLT, Hex Head



CROSSFIRE (ZH)				
SERIES	LINE	BODY	ENGINE	TRANSMISSION
P = PREMIUM	C = CHRYSLER	27 = 2-DR CONVERTIBLE	EGX = Engine - 3.2L V6 SOHC 18 Valve	DGJ = Transmission-5-Spd. Automatic,W5A580
S = SPORT	Z = CHRYSLER	29 = SPECIALTY COUPE	EGZ = Engine - 3.2L V6 Supercharged	DED = Transmission - 6-Speed Manual
X = SPECIAL				DGU = Transmission - 5-Spd Automatic

Input Shaft  
Figure NSG370-410

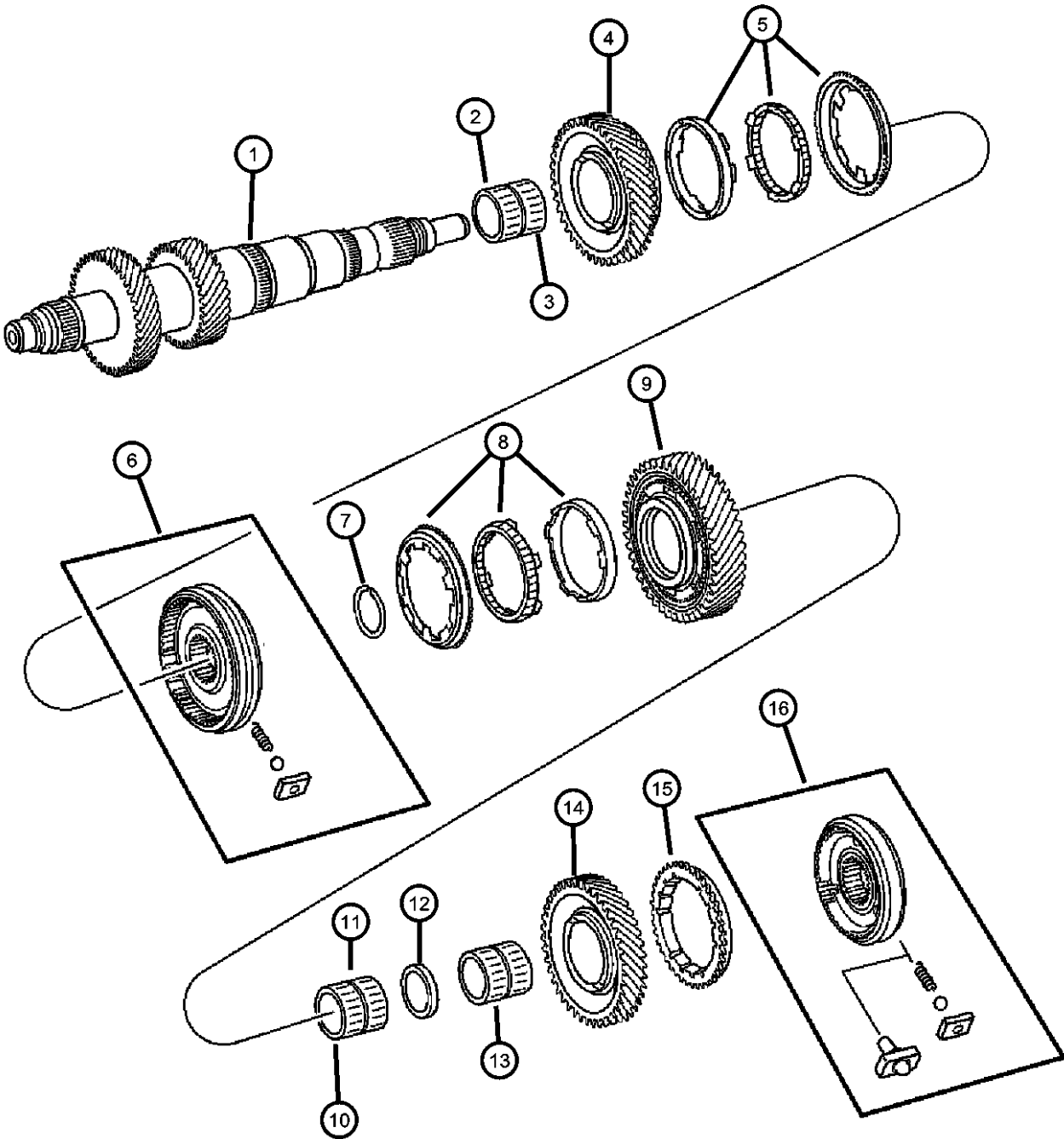


ITEM	PART NUMBER	QTY	LINE	SERIES	BODY	ENGINE	TRANS	TRIM	DESCRIPTION
NOTE: Sales Codes: [DED]=5 Speed Manual Transmission - [NSG370]									
1									RING, Snap
	05099215AA	AR		S			DED		[1.70MM]
	05099216AA	AR		S			DED		[1.75MM]
	05099217AA	AR		S			DED		[1.80MM]
	05099218AA	AR		S			DED		[1.85MM]
	05099219AA	AR		S			DED		[1.90MM]
	05099220AA	AR		S			DED		[1.95MM]
	05099221AA	AR		S			DED		[2.00MM]
	05099222AA	AR		S			DED		[2.05MM]
2	05098079AA	1		S			DED		SHAFT, Input
3	05099265AA	2		S			DED		STOP RING, Synchronizer
4	05098736AA	2		S			DED		RING, RING-SYNCHRONIZER
5	05096457AA	1		S			DED		BEARING, Needle
6	05099206AA	1		S			DED		SYNCHRONIZER, Fifth and Sixth
7	05098736AA	2		S			DED		RING, RING-SYNCHRONIZER
8	05099265AA	2		S			DED		STOP RING, Synchronizer
9	05099794AA	1		S			DED		GEAR, Sixth
10	05096462AA	1		S			DED		BEARING, Needle

CROSSFIRE (ZH)		BODY		ENGINE	TRANSMISSION
SERIES	LINE				
P = PREMIUM	C = CHRYSLER	27 = 2-DR CONVERTIBLE		EGX = Engine - 3.2L V6 SOHC 18 Valve	DGJ = Transmission-5-Spd. Automatic,W5A580
S = SPORT	Z = CHRYSLER	29 = SPECIALTY COUPE		EGZ = Engine - 3.2L V6 Supercharged	DED = Transmission - 6-Speed Manual
X = SPECIAL					DGU = Transmission - 5-Spd Automatic



Main Shaft  
Figure NSG370-420

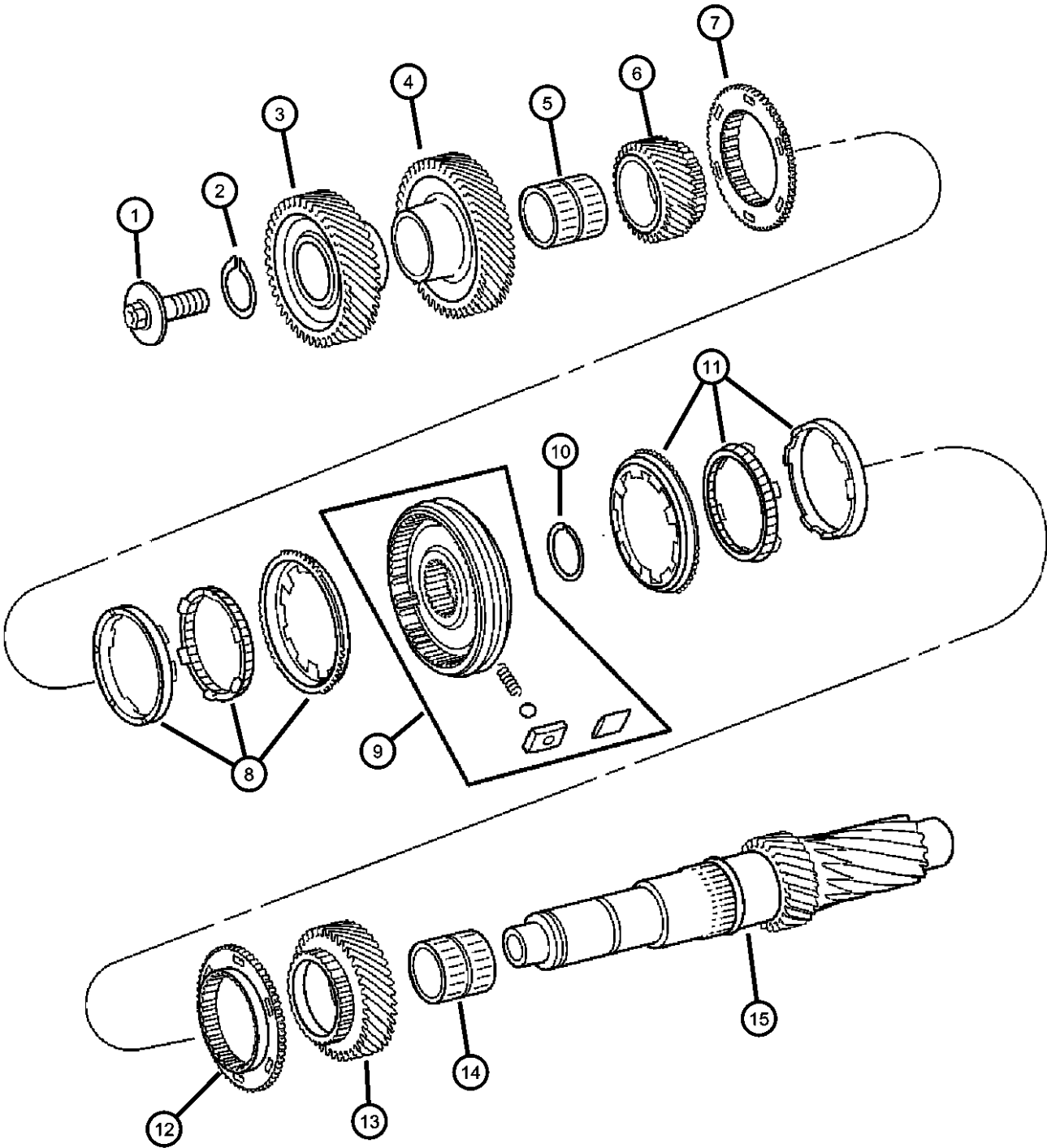


ITEM	PART NUMBER	QTY	LINE	SERIES	BODY	ENGINE	TRANS	TRIM	DESCRIPTION
NOTE: Sales Codes: [DED]=5 Speed Manual Transmission - [NSG370]									
1	05099262AA	1		S			DED		MAINSHAFT, Transmission
2	05096453AA	1		S			DED		BEARING, Interchangeable With Callout [#03]
3	05096459AA	1		S			DED		BEARING, Needle, Interchangeable With Callout [#02]
4	05101448AA	1		S			DED		GEAR, Second
5	05099259AA	1		S			DED		SYNCHRONIZER, Second Gear, Rings
6	05099260AA	1		S			DED		SYNCHRONIZER, First and Second
7									SNAP RING
	05098796AA	1		S			DED		[2.65MM]
	05098797AA	1		S			DED		[2.70MM]
	05098798AA	1		S			DED		[2.75MM]
	05098799AA	1		S			DED		[2.80MM]
	05098783AA	1		S			DED		[2.40MM]
	05098784AA	1		S			DED		[2.45MM]
	05098785AA	1		S			DED		[2.50MM]
	05098794AA	1		S			DED		[2.55MM]
	05098795AA	1		S			DED		[2.60MM]
8	05099259AA	1		S			DED		SYNCHRONIZER, Second Gear
9	05101449AA	1		S			DED		GEAR, First
10	05096452AA	1		S			DED		BEARING, Needle, Interchangeable With Callout [#11]
11	05096458AA	1		S			DED		BEARING, Interchangeable With Callout [#10]
12	05103254AA	1		S			DED		WASHER, Thrust
13	05096359AA	1		S			DED		BEARING, Needle
14	05101447AA	1		S			DED		GEAR, Reverse, Reverse Speed
15	05098735AA	1		S			DED		RING, RING-SYNCHRONIZER
16	05099205AA	1		S			DED		SYNCHRONIZER, Reverse

CROSSFIRE (ZH)		BODY		ENGINE	TRANSMISSION
SERIES	LINE				
P = PREMIUM	C = CHRYSLER	27 = 2-DR CONVERTIBLE		EGX = Engine - 3.2L V6 SOHC 18 Valve	DGJ = Transmission-5-Spd. Automatic, W5A580
S = SPORT	Z = CHRYSLER	29 = SPECIALTY COUPE		EGZ = Engine - 3.2L V6 Supercharged	DED = Transmission - 6-Speed Manual
X = SPECIAL					DGU = Transmission - 5-Spd Automatic

AR = use ase required - = Non illustrated part

Countershaft  
Figure NSG370-430



ITEM	PART NUMBER	QTY	LINE	SERIES	BODY	ENGINE	TRANS	TRIM	DESCRIPTION
------	-------------	-----	------	--------	------	--------	-------	------	-------------

NOTE: Sales Codes: [DED]=5 Speed Manual Transmission - [NSG370]									
1	05098084AA	1		S			DED		SCREW
2	05099268AA	1		S			DED		SNAP RING
3	05096911AA	1		S			DED		GEAR, Countershaft
4	05099795AA	1		S			DED		GEAR, Sixth
5									BEARING, Needle
	05096454AA	1		S			DED		Interchangeable With [05096460AA]
	05096460AA	1		S			DED		Interchangeable With [05096454AA]
6	05098348AA	1		S			DED		GEAR, Third
7	05096912AA	1		S			DED		STOP RING, Synchronizer
8	05099258AA	2		S			DED		SYNCHRONIZER
9	05099261AA	1		S			DED		SYNCHRONIZER, Third and Fourth
10									SNAP RING
	05098786AA	1		S			DED		[2.00MM]
	05098787AA	1		S			DED		[2.05MM]
	05098788AA	1		S			DED		[2.10MM]
	05098789AA	1		S			DED		[2.15MM]
	05098790AA	1		S			DED		[2.20MM]
	05098791AA	1		S			DED		[2.25MM]
	05098792AA	1		S			DED		[2.30MM]
	05098793AA	1		S			DED		[2.35MM]
11	05099258AA	2		S			DED		SYNCHRONIZER
12	05096913AA	1		S			DED		STOP RING, Synchronizer
13	05098800AA	1		S			DED		GEAR, Fourth
14									BEARING, Needle
	05096455AA	1		S			DED		Interchangeable With [5096461AA]
	05096461AA	1		S			DED		Interchangeable With [05096455AA]]
15	05097648AA	1		S			DED		COUNTERSHAFT

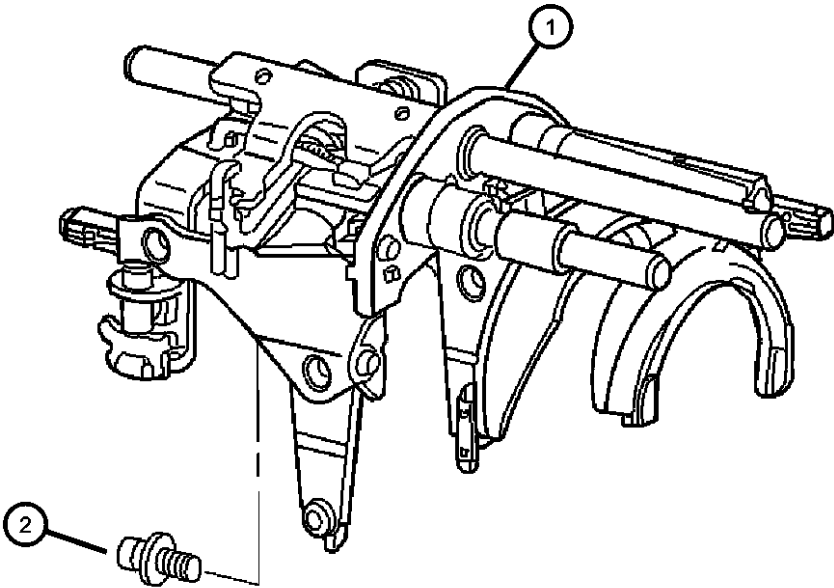
CROSSFIRE (ZH)					
SERIES	LINE	BODY	ENGINE	TRANSMISSION	
P = PREMIUM	C = CHRYSLER	27 = 2-DR CONVERTIBLE	EGX = Engine - 3.2L V6 SOHC 18 Valve	DGJ = Transmission-5-Spd. Automatic,W5A580	
S = SPORT	Z = CHRYSLER	29 = SPECIALTY COUPE	EGZ = Engine - 3.2L V6 Supercharged	DED = Transmission - 6-Speed Manual	
X = SPECIAL				DGU = Transmission - 5-Spd Automatic	

Forks & Rails  
Figure NSG370-910

ITEM	PART NUMBER	QTY	LINE	SERIES	BODY	ENGINE	TRANS	TRIM	DESCRIPTION
------	----------------	-----	------	--------	------	--------	-------	------	-------------

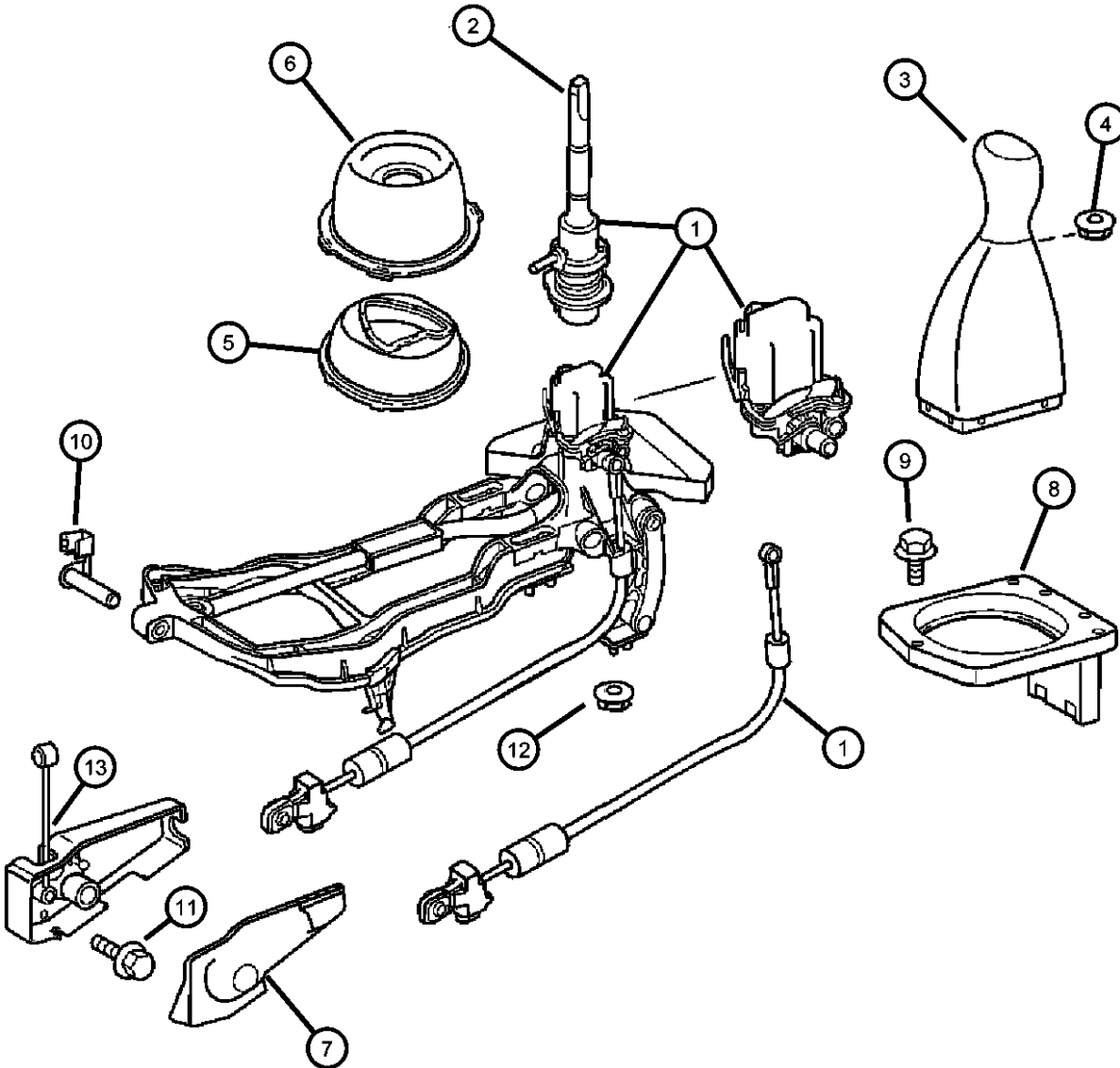
NOTE:Individual Parts For The Fork Assembly Are Not Serviced  
Sales Codes:  
[DED]=5 Speed Manual Transmission - [NSG370]

1	05101739AA	1		S			DED		FORK, Transmission
2	05098102AA	4		S			DED		SCREW



CROSSFIRE (ZH)				
SERIES	LINE	BODY	ENGINE	TRANSMISSION
P = PREMIUM	C = CHRYSLER	27 = 2-DR CONVERTIBLE	EGX = Engine - 3.2L V6 SOHC 18 Valve	DGJ = Transmission-5-Spd. Automatic,W5A580
S = SPORT	Z = CHRYSLER	29 = SPECIALTY COUPE	EGZ = Engine - 3.2L V6 Supercharged	DED = Transmission - 6-Speed Manual
X = SPECIAL				DGU = Transmission - 5-Spd Automatic

Gear Shift Control  
Figure NSG370-1210



ITEM	PART NUMBER	QTY	LINE	SERIES	BODY	ENGINE	TRANS	TRIM	DESCRIPTION
------	-------------	-----	------	--------	------	--------	-------	------	-------------

NOTE:  
Sales Codes:  
[DED]=5 Speed Manual Transmission - [NSG370]

1	05098490AA	1		S			DED		SHIFTER, Transmission
2	05097245AA	1		S					LEVER, Gearshift
3	05097417AA	1		S			DED		KNOB, Gearshift
4	05135981AA	1		S			DED		NUT, Gearshift Knob Attaching
5	05101040AA	1		S					BOOT, Gearshift Lever, Inside
6	05099895AA	1		S					COVER, Floor Shifter
7	05098041AA	1	C	S					COVER, Shift Lock
8	05101242AA	1		S					BRACKET, Shifter, Mounting
9	05098355AA	3		S					BOLT, Shifter Cover
10	05098737AA	1		S					PIN, Pivot
11	06507216AA	3		S			DED		SCREW
12	05098115AA	4		S			DED		NUT
13	05096915AA	1		S			DED		BRACKET, Gearshift

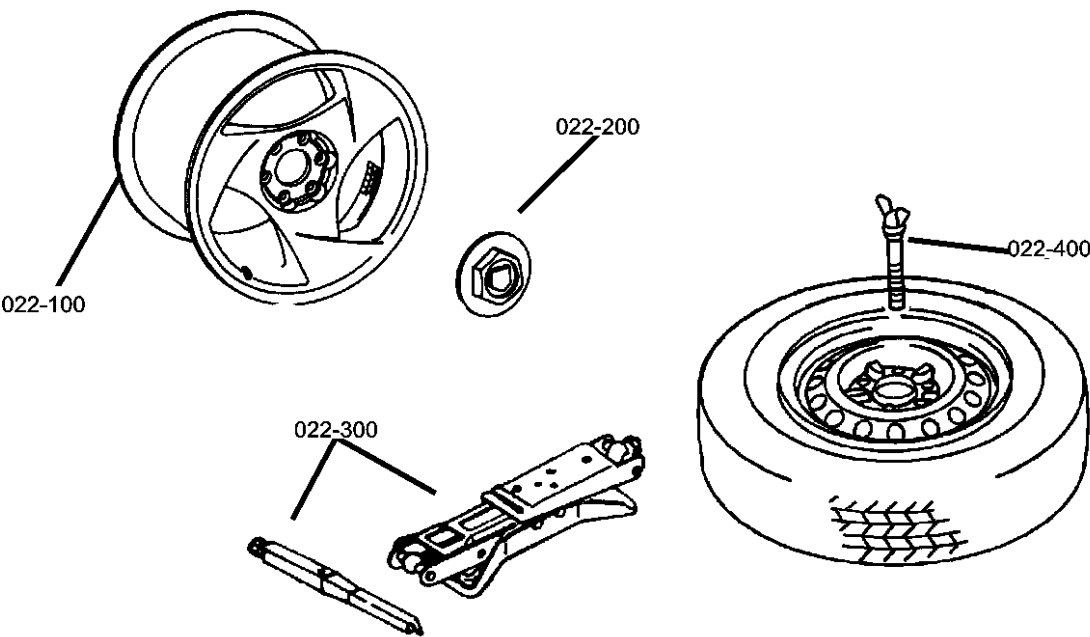
CROSSFIRE (ZH)					
SERIES	LINE	BODY	ENGINE	TRANSMISSION	
P = PREMIUM	C = CHRYSLER	27 = 2-DR CONVERTIBLE	EGX = Engine - 3.2L V6 SOHC 18 Valve	DGJ = Transmission-5-Spd. Automatic,W5A580	
S = SPORT	Z = CHRYSLER	29 = SPECIALTY COUPE	EGZ = Engine - 3.2L V6 Supercharged	DED = Transmission - 6-Speed Manual	
X = SPECIAL				DGU = Transmission - 5-Spd Automatic	

# Group - 22

## Wheels, Covers and Jacks

### Group - 22 Wheels, Covers and Jacks

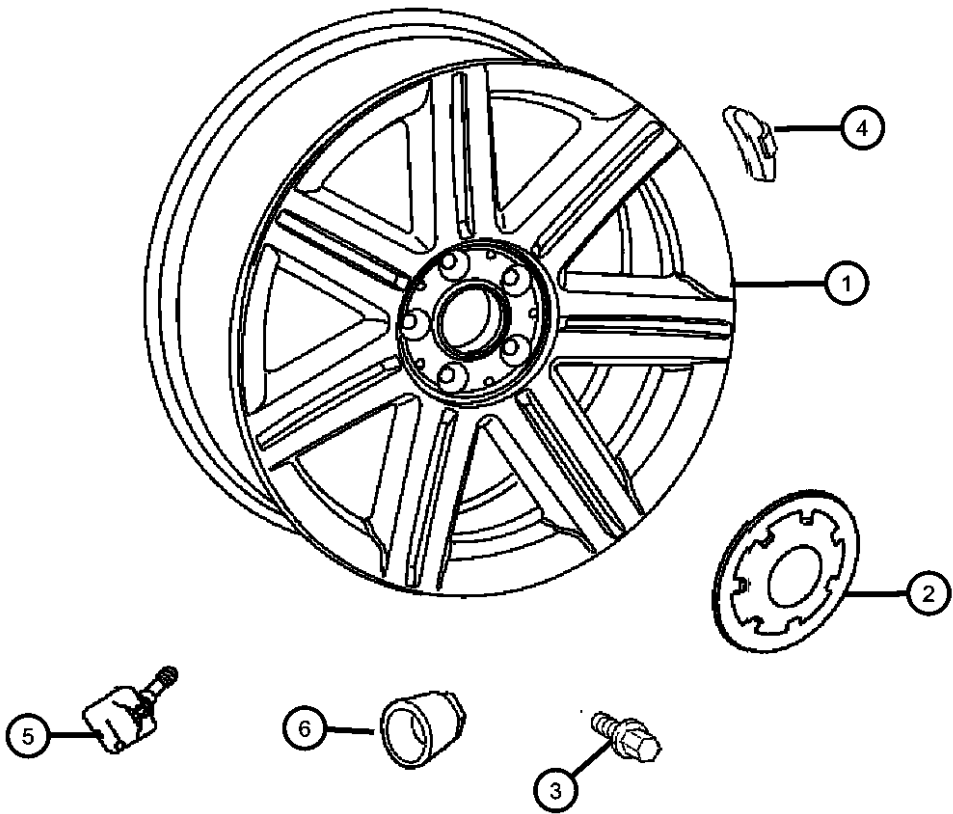
Illustration Title	Group-Fig. No.
<b>Wheels and Hardware</b>	
Wheels .....	Fig. 22 - 110
<b>Spare Tire Stowage</b>	
Spare Tire and Stowage .....	Fig. 22 - 410



<b>022-100</b> Wheels and Hardware	<b>022-400</b> Spare Tire Stowage		

Wheels  
Figure 22-110

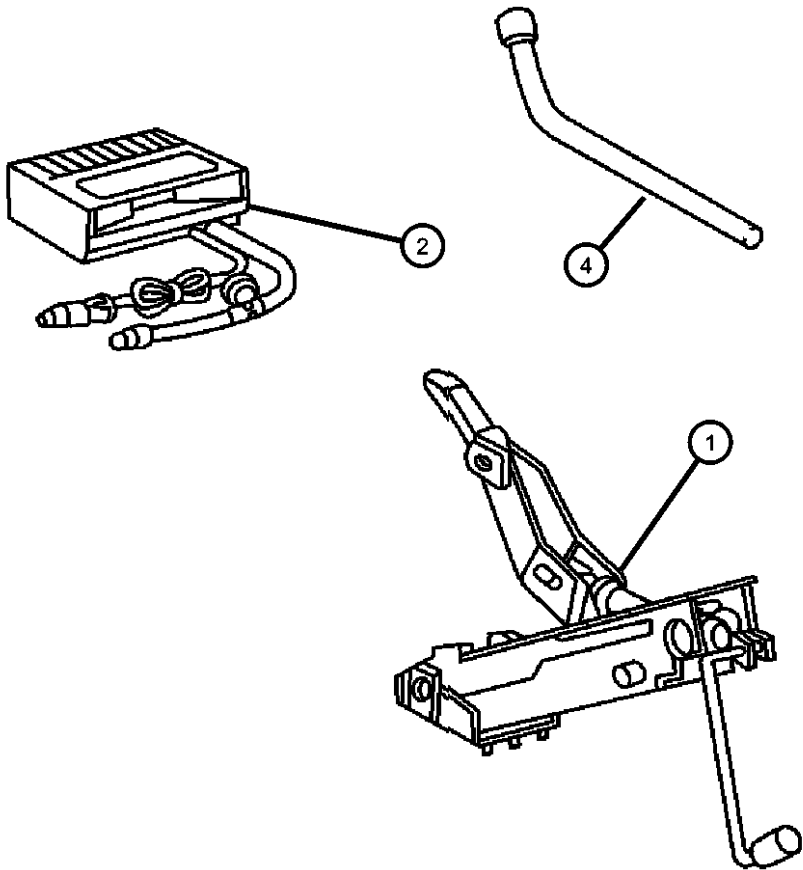
ITEM	PART NUMBER	QTY	LINE	SERIES	BODY	ENGINE	TRANS	TRIM	DESCRIPTION
1									WHEEL
	05097969AA	2		S	29				7.5JX18, Front
	05097970AA	2		S	29				9JX19, Rear
2	05099083AA	4		S	29				CAP, Wheel Center
3	05096856AA	20		S	29				NUT, Wheel
4	05096856AA	20							WEIGHT, Wheel Balance Tape, (NOT SERVICED)
5									SENSOR, Tire Pressure, Valve Stem
	05096808AA	4		S	29				
	05134930AA	4		S	29				EXPORT
6									NUT, Tire Pressure Sensor
	52088961AA	4		S, X	29				
		4		S, X	27				
-7	05142331AA	4		S	29				CAP, Valve stem, Chrome



CROSSFIRE (ZH)				
SERIES	LINE	BODY	ENGINE	TRANSMISSION
P = PREMIUM	C = CHRYSLER	27 = 2-DR CONVERTIBLE	EGX = Engine - 3.2L V6 SOHC 18 Valve	DGJ = Transmission-5-Spd. Automatic,W5A580
S = SPORT	Z = CHRYSLER	29 = SPECIALTY COUPE	EGZ = Engine - 3.2L V6 Supercharged	DED = Transmission - 6-Speed Manual
X = SPECIAL				DGU = Transmission - 5-Spd Automatic

Spare Tire and Stowage  
Figure 22-410

ITEM	PART NUMBER	QTY	LINE	SERIES	BODY	ENGINE	TRANS	TRIM	DESCRIPTION
1	05099211AA	1		S	29				JACK
2	05114267AA	1		S	29				COMPRESSOR, Tire, Air
-3	05101403AA	1		S	29				LABEL, Tire Compressor
4	05099353AA	1		S	29				WRENCH, Wheel Lug Nut
-5	05114268AA	1		S	29				REPAIR, Tire Repair, Fix a Flat
-6	05127223AA	1		S	29				TOOL, Screw Driver, Located behind Seats
-7	05103173AA	1		S	29				BAG, Jack Tool Storage
-8	05097080AA	1		S	29				GROMMET, Jacking Block



CROSSFIRE (ZH)				
SERIES	LINE	BODY	ENGINE	TRANSMISSION
P = PREMIUM	C = CHRYSLER	27 = 2-DR CONVERTIBLE	EGX = Engine - 3.2L V6 SOHC 18 Valve	DGJ = Transmission-5-Spd. Automatic,W5A580
S = SPORT	Z = CHRYSLER	29 = SPECIALTY COUPE	EGZ = Engine - 3.2L V6 Supercharged	DED = Transmission - 6-Speed Manual
X = SPECIAL				DGU = Transmission - 5-Spd Automatic

Group - 23D

Wiper/Lock Cylinder and Keys

Group - 23D Wiper/Lock Cylinder and Keys

Illustration Title

Group-Fig. No.


Lock Cylinders and Keys

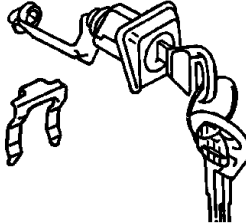
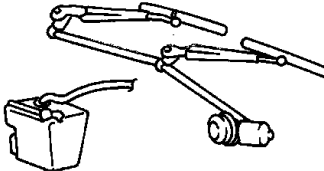
Lock Cylinder and Keys.....Fig. 23D - 105

Windshield Wiper and Washer Systems

Winshield Wiper .....Fig. 23D - 205

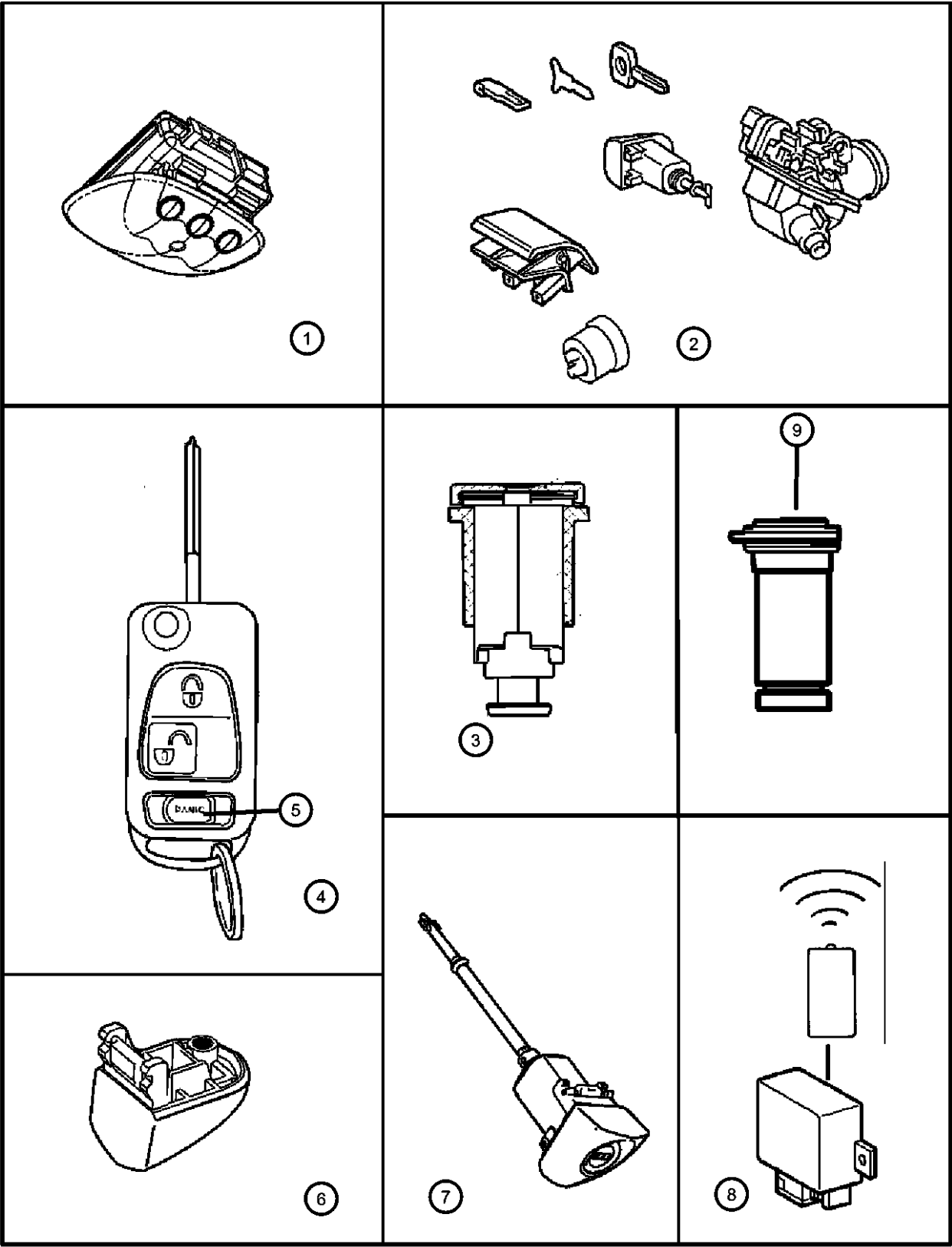
Washer System .....Fig. 23D - 210



<div><div>23D-100</div><div>Lock Cylinders and Keys</div><div></div></div>	<div><div>23D-200</div><div>Windshield Wiper and Washer Systems</div><div></div></div>		
--	---	--	--



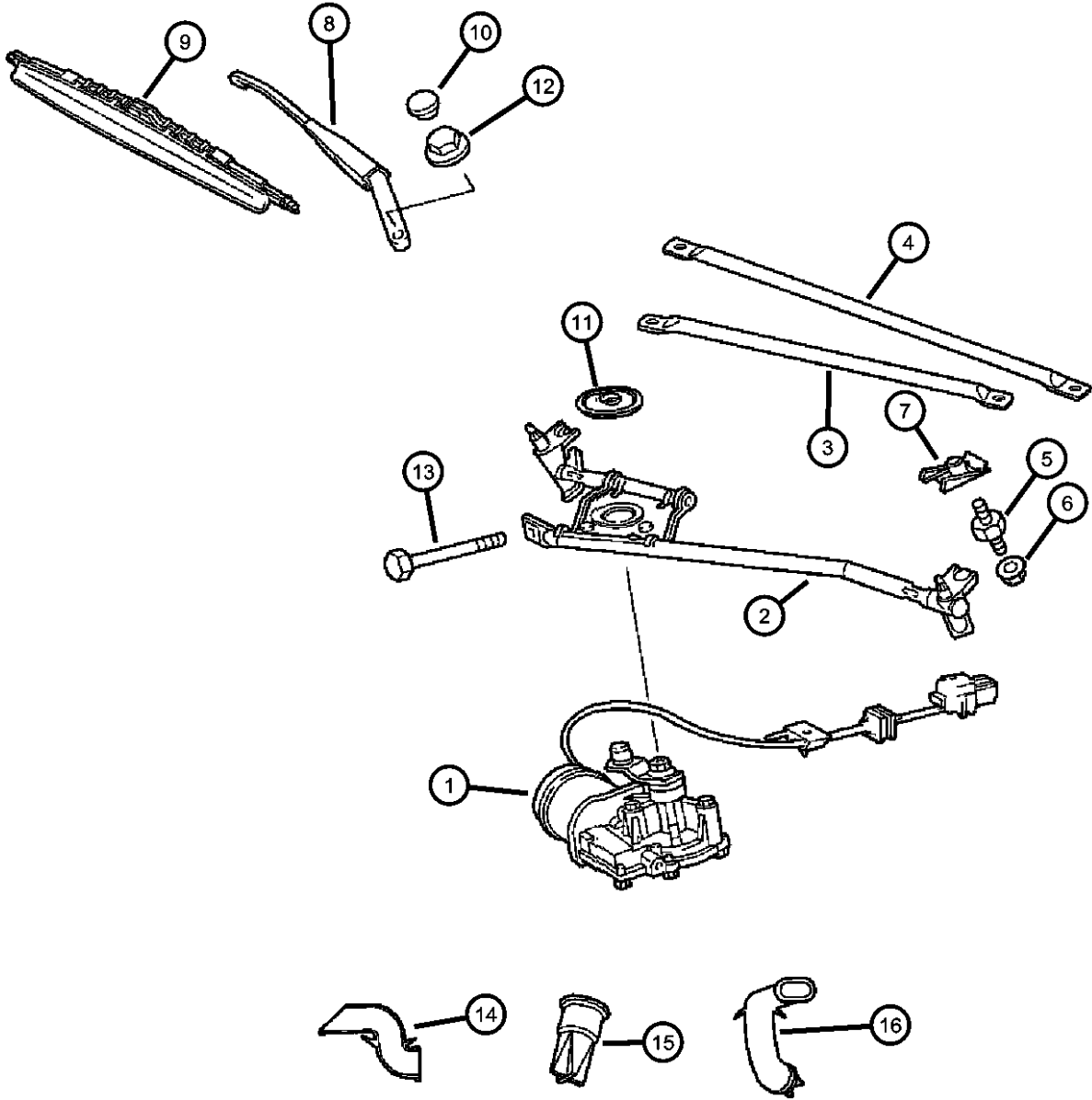
Lock Cylinder and Keys  
Figure 23D-105



ITEM	PART NUMBER	QTY	LINE	SERIES	BODY	ENGINE	TRANS	TRIM	DESCRIPTION
1	05096726AA	1			29				MODULE, Homelink, Garage Door
2	05096726AA	1							LOCK SET, (NOT SERVICED)
3									CYLINDER, Glove Box Lock
	05098609AA	1	C		29				
		1	Z		29				
4									KEYFOB
	05102769AA	1			29				[8DE], Export
	05102770AA	1			29				[YAB], Export
	05102771AA	1			29				
5	05170599AA	2			29				BUTTON, Keyfob, Panic
6									CAP, Door Lock Cylinder
	05099688AA	1	C		29				
		1	Z		29				
7									CYLINDER, Door Lock
	05101004AA	1	C		29				
		1	Z		29				
8									CONTROL, Door Lock
	05099540AA	1			29				Right
	05099541AA	1			29				Left
9	05101710AA	1			29				CYLINDER, Ignition Lock
-10									BATTERY, Transmitter
	05103687AA	1			29				
	05161277AB	1			27				Build to Export MKT
		1			29				Build to Export MKT

CROSSFIRE (ZH)					
SERIES	LINE	BODY	ENGINE	TRANSMISSION	
P = PREMIUM	C = CHRYSLER	27 = 2-DR CONVERTIBLE	EGX = Engine - 3.2L V6 SOHC 18 Valve	DGJ = Transmission-5-Spd. Automatic,W5A580	
S = SPORT	Z = CHRYSLER	29 = SPECIALTY COUPE	EGZ = Engine - 3.2L V6 Supercharged	DED = Transmission - 6-Speed Manual	
X = SPECIAL				DGU = Transmission - 5-Spd Automatic	

Winshield Wiper  
Figure 23D-205

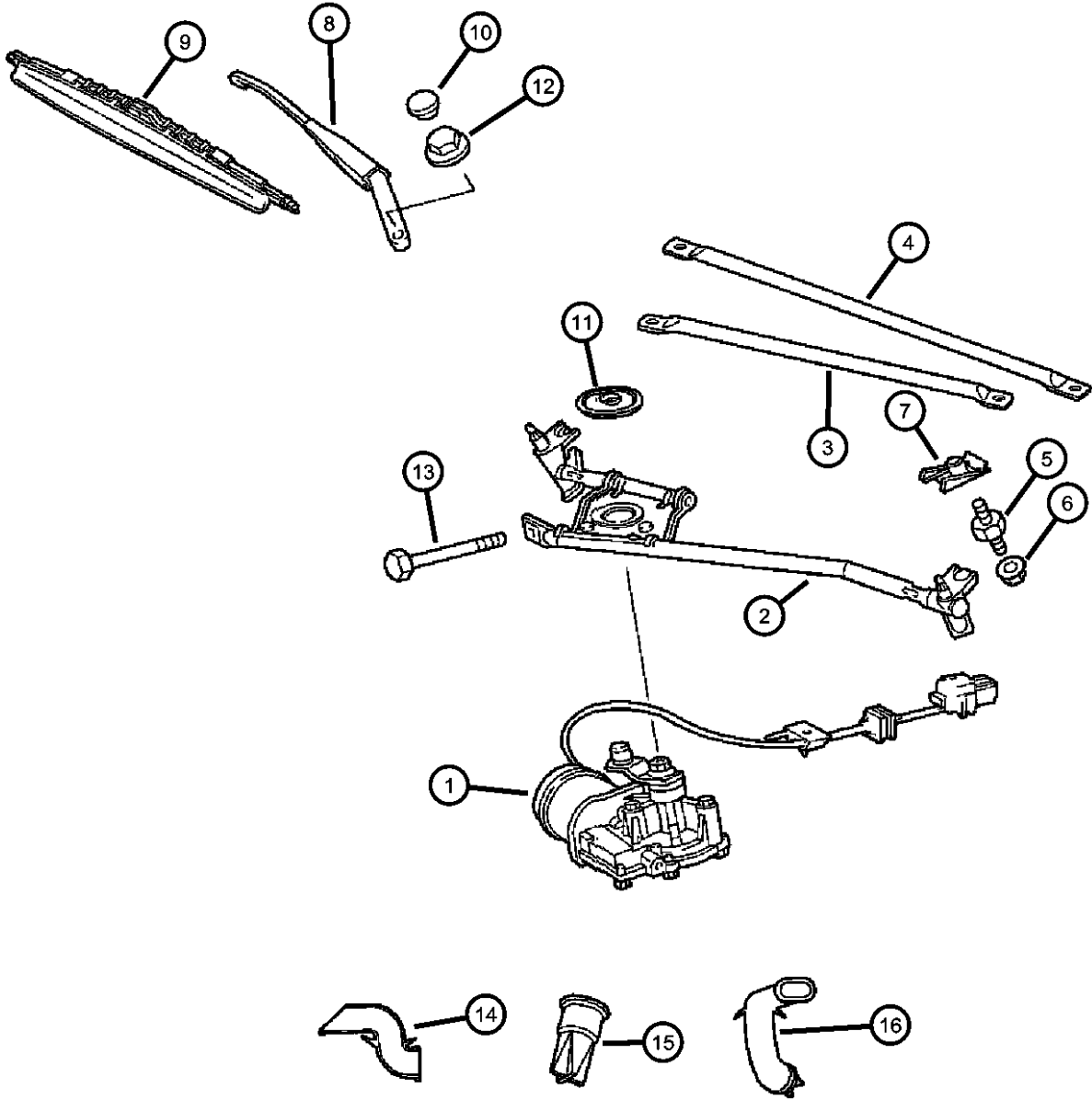


ITEM	PART NUMBER	QTY	LINE	SERIES	BODY	ENGINE	TRANS	TRIM	DESCRIPTION
1									MOTOR, Wiper
	05097935AA	1	C		29				
	05097936AA	1	Z		29				
2									FRAME, Wiper Pivot
	05097928AA	1	C		29				
	05097929AA	1	Z		29				
3									LINK, Wiper Drive
	05099056AA	1	C		29				
	05099057AA	1	Z		29				
4	05099058AA	1			29				LINK, Wiper
5	05097580AA	2			29				STUD, Double Ended
6	05097668AA	2			29				NUT
7	05098862AA	2			29				CLIP, Spring
8									ARM, Wiper
	05098617AA	1	C		29				Right
	05098618AA	1	Z		29				Left
	05104752AA	1	C		29				Left
	05104753AA	1	Z		29				Right
9									BLADE, Wiper
	05099055AA	1			29				22 inches, Right
	WBFLAT05AA								Mopar Alternative Flat Blade Set
	WB000022AD								Mopar V-Line Alternative Part
	WBW00022AD								Mopar Alternative Winter Wiper Blades
	05099161AA	1			29				20 inches, Left
	WBFLAT05AA								Mopar Alternative Flat Blade Set
	WBW00020AD								Mopar Alternative Winter Wiper Blades
	WB000020AE								Mopar V-Line Alternative Part
	WB-BLU020AA								Mopar Alternative Color Wiper Blade (Blue)
	WBRED020AA								Mopar Alternative Color Wiper Blade (Red)
	WBYEL020AA								Mopar Alternative Color Wiper Blade (Yellow)
	WB-WHI020AA								Mopar Alternative Color Wiper Blade (White)

CROSSFIRE (ZH)		BODY		ENGINE	TRANSMISSION
SERIES	LINE				
P = PREMIUM	C = CHRYSLER	27 = 2-DR CONVERTIBLE		EGX = Engine - 3.2L V6 SOHC 18 Valve	DGJ = Transmission-5-Spd. Automatic,W5A580
S = SPORT	Z = CHRYSLER	29 = SPECIALTY COUPE		EGZ = Engine - 3.2L V6 Supercharged	DED = Transmission - 6-Speed Manual
X = SPECIAL					DGU = Transmission - 5-Spd Automatic

AR = use ase required - = Non illustrated part

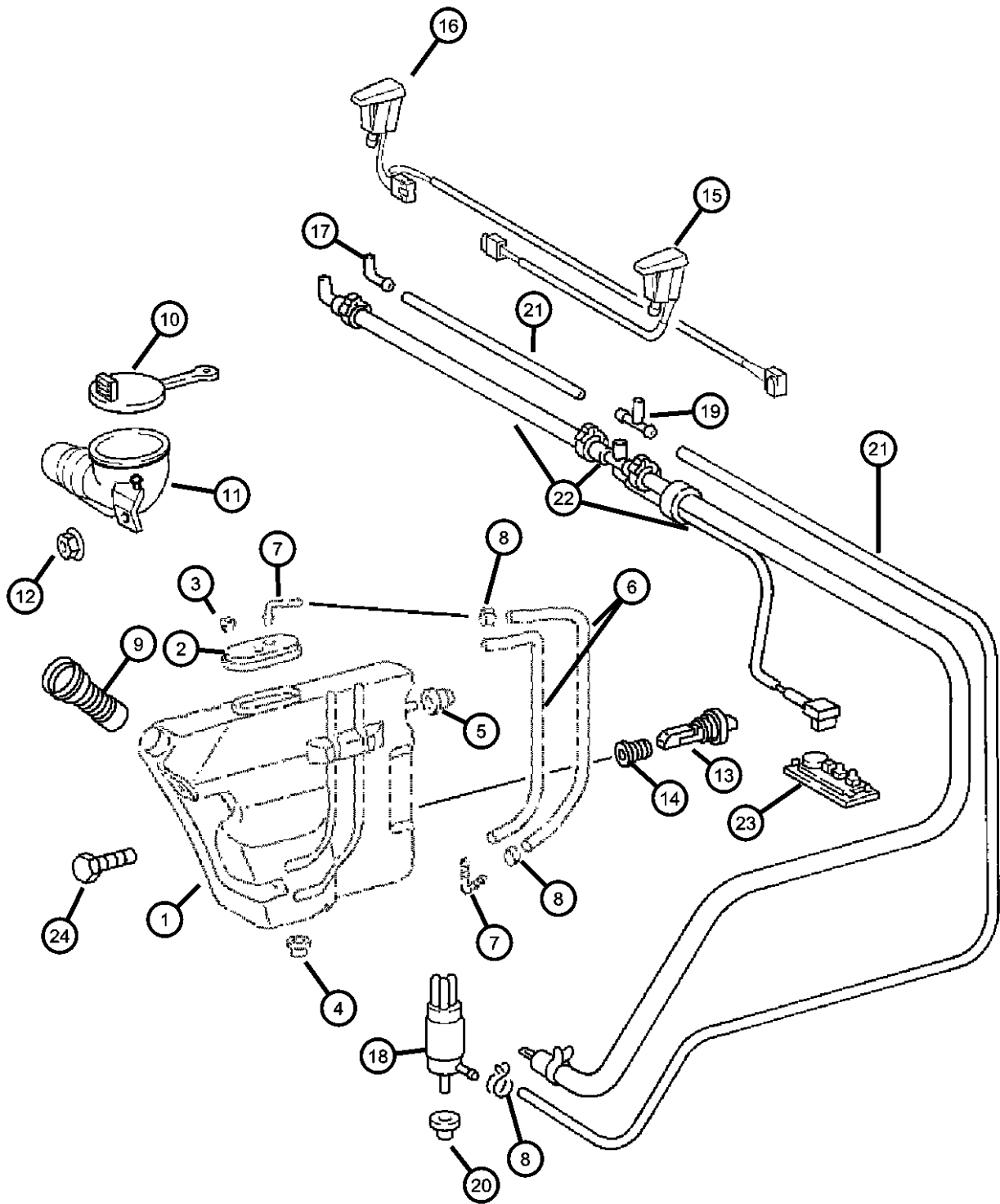
Winshield Wiper  
Figure 23D-205



ITEM	PART NUMBER	QTY	LINE	SERIES	BODY	ENGINE	TRANS	TRIM	DESCRIPTION
	WB-CAR020AA								Mopar Alternative Color Wiper Blade (Carbon Fiber)
10	05101489AA	1			29				CAP, Wiper Arm NutRight or Left
11	05101283AA	1			29				ISOLATOR
12	05098115AA	2			29				NUT
13	05096985AA	1			29				SCREW
14	05101628AA	1			29				TUBE, Wiper Drain ModuleRight
15	05101626AA	1			29				TUBE, Wiper Drain ModuleCenter, Outlet
16	05101627AA	1	C		29				TUBE, Wiper Drain ModuleLeft
-17	05104653AA	2			29				SCREW

CROSSFIRE (ZH)		BODY		ENGINE	TRANSMISSION
SERIES	LINE				
P = PREMIUM	C = CHRYSLER	27 = 2-DR CONVERTIBLE		EGX = Engine - 3.2L V6 SOHC 18 Valve	DGJ = Transmission-5-Spd. Automatic,W5A580
S = SPORT	Z = CHRYSLER	29 = SPECIALTY COUPE		EGZ = Engine - 3.2L V6 Supercharged	DED = Transmission - 6-Speed Manual
X = SPECIAL					DGU = Transmission - 5-Spd Automatic

Washer System  
Figure 23D-210



ITEM	PART NUMBER	QTY	LINE	SERIES	BODY	ENGINE	TRANS	TRIM	DESCRIPTION
1	05096729AA	1			29				RESERVOIR, Washer
2	05101302AA	1			29				CAP, Washer Reservoir
3	05098441AA	2			29				PLUG, W/S Washer Reservoir Hole
4	05097084AA	1			29				GROMMET, GROMMET
5	05097085AA	1			29				GROMMET, GROMMET
6	05097085AA	1							HOSE, Washer Reservoir, (NOT SERVICED)
7	05097085AA	1							FITTING, Washer Reservoir, (NOT SERVICED)
8	05097085AA	1							CLAMP, Hose, (NOT SERVICED)
9	05099972AA	1			29				FILLER NECK, Washer Reservoir
10	05101233AA	1			29				CAP, Washer Reservoir
11	05099971AA	1			29				FILLER NECK, Washer Reservoir
12	05097067AA	1			29				NUT, Hex
13	05099273AA	1			29				SENSOR, Washer Fluid Level
14	05097659AA	1			29				GROMMET, Washer Reservoir
15	05099969AA	1			29				NOZZLE, Washer, Windshield
16	05099970AA	1			29				NOZZLE, Washer, Windshield
17	05098697AA	1			29				CONNECTOR, Washer Hose, Elbow Type
18	05097635AA	1			29				PUMP, Washer, Windshield
19	05098482AA	1			29				CONNECTOR, Washer Hose, T
20	05099254AA	1			29				PLUG, Water Pump Reservoir
21	05127702AA	1			29				HOSE, Windshield Washer, 20 Meters Long
22									HOSE, Windshield Washer
	05097954AA	1	C		29				
	05097955AA	1	Z		29				
23	05097211AA	1	C		29				SWITCH, THERMAL, Heated windshield washer
24	05104653AA	1			29				SCREW

CROSSFIRE (ZH)									
SERIES	LINE	BODY		ENGINE		TRANSMISSION			
P = PREMIUM	C = CHRYSLER	27 = 2-DR CONVERTIBLE		EGX = Engine - 3.2L V6 SOHC 18 Valve		DGJ = Transmission-5-Spd. Automatic, W5A580			
S = SPORT	Z = CHRYSLER	29 = SPECIALTY COUPE		EGZ = Engine - 3.2L V6 Supercharged		DED = Transmission - 6-Speed Manual			
X = SPECIAL						DGU = Transmission - 5-Spd Automatic			

# Group - 24

## Air Conditioning & Heater

### Group - 24 Air Conditioning & Heater

Illustration Title

Group-Fig. No.

<b>Air Conditioner and Heater Units</b>	
Air Conditioning and Heater Unit.....	Fig. 24 - 110
Vacuum System .....	Fig. 24 - 120

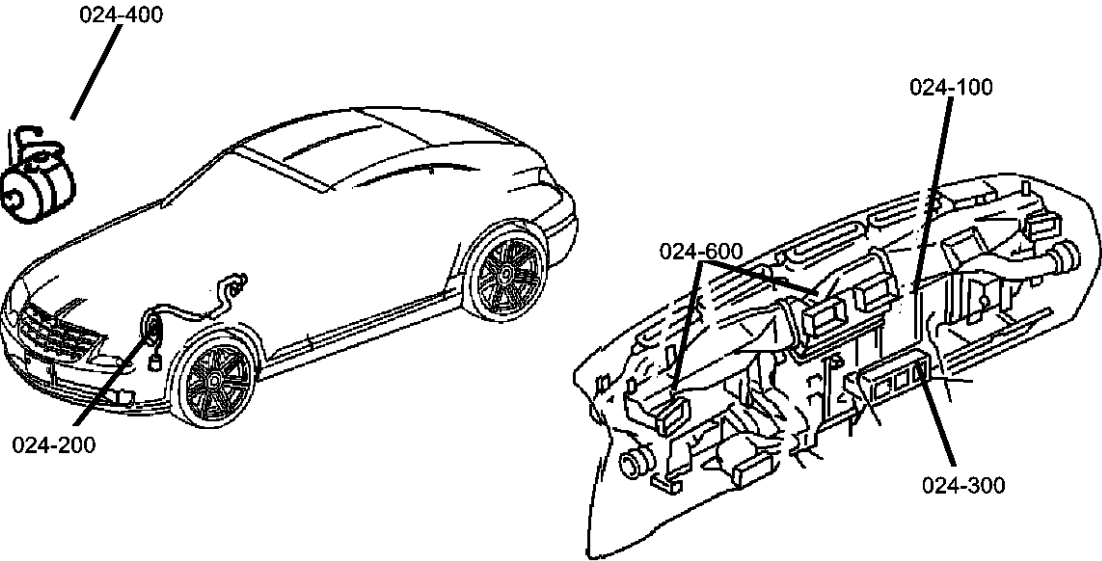
<b>Air Conditioner and Heater Plumbing</b>	
Plumbing, Heater.....	Fig. 24 - 205
Plumbing, Air Conditioning and Heater .....	Fig. 24 - 210

<b>Air Conditioner and Heater Controls</b>	
Control, Air Conditioning and Heater .....	Fig. 24 - 310

<b>Air Conditioning Compressor</b>	
Compressor, Air Conditioning .....	Fig. 24 - 410

<b>Air Conditioning Compressor Mounting</b>	
Compressor Mounting .....	Fig. 24 - 510

<b>Air Ducts and Outlets</b>	
Air Ducts and Outlets .....	Fig. 24 - 610



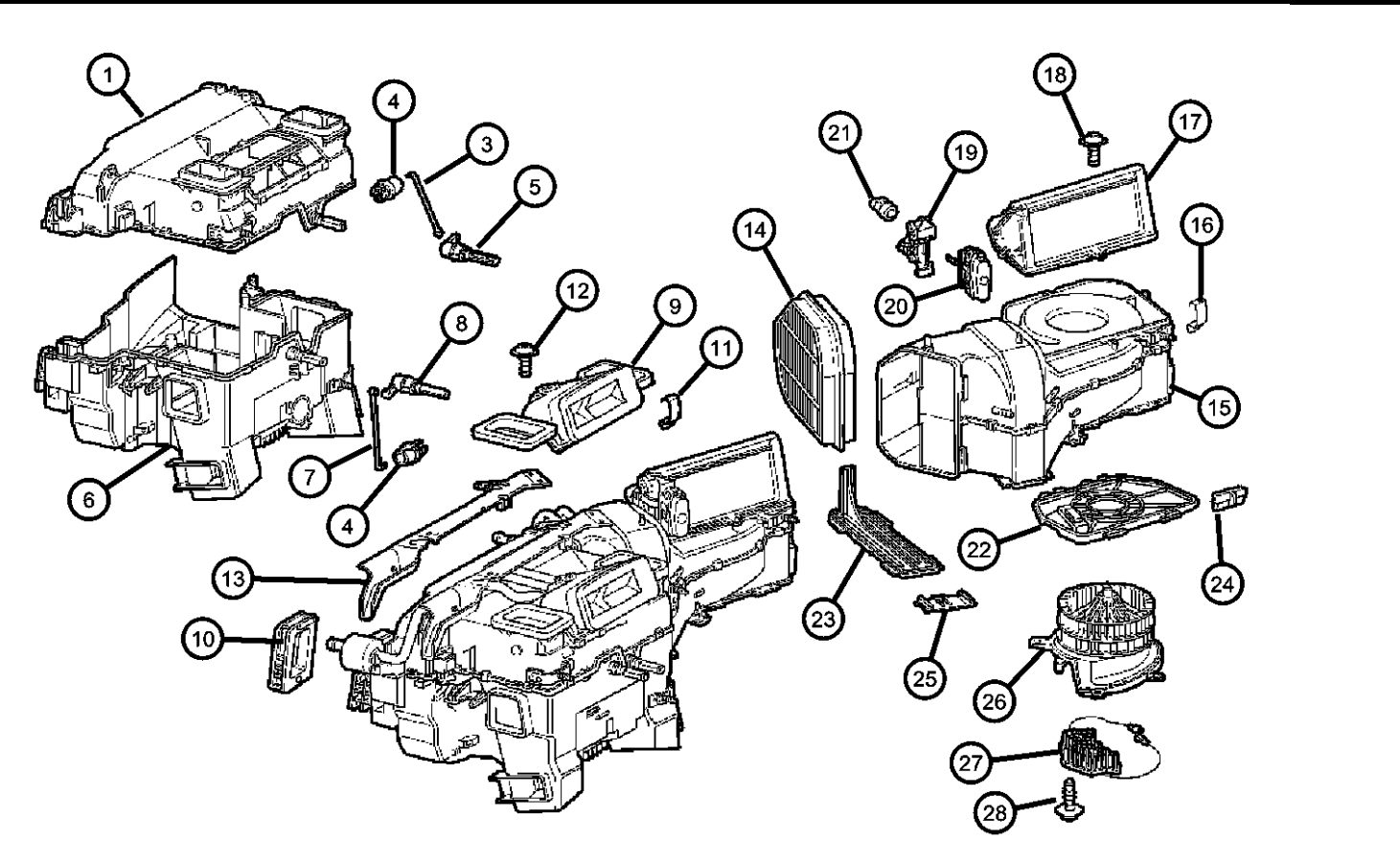
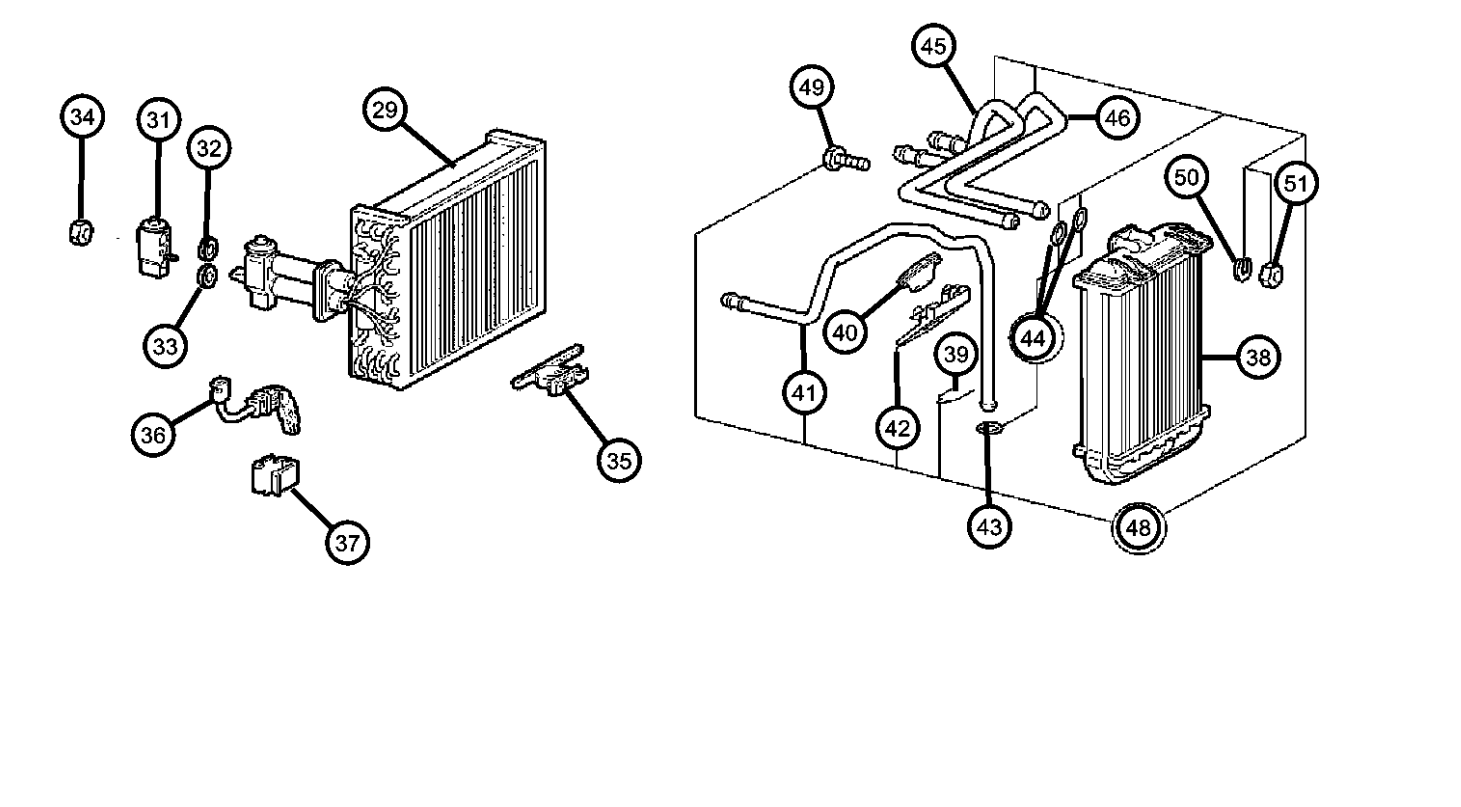
<div>024-100</div> <div>Air Conditioner and Heater Units</div> <div></div>	<div>024-200</div> <div>Air Conditioner and Heater Plumbing</div> <div></div>	<div>024-300</div> <div>Air Conditioner and Heater Controls</div> <div></div>	<div>024-400</div> <div>Air Conditioning Compressor</div> <div></div>
<div>024-500</div> <div>Air Conditioning Compressor Mounting</div> <div></div>	<div>024-600</div> <div>Air Ducts and Outlets</div> <div></div>		

Air Conditioning and Heater Unit  
Figure 24-110

										ITEM	PART NUMBER	QTY	LINE	SERIES	BODY	ENGINE	TRANS	TRIM	DESCRIPTION
										1									HOUSING, A/C Upper
											05098241AA	1	C		29				
											05098242AA	1	Z		29				
										-2	05101301AA	1	Z		29				SEAL, Foam
										3	05098339AA	1			29				LINK, A/C Door Lever
										4	05127432AA	1			29				CLIP
										5	05098341AA	1			29				LEVER, A/C Door
										6					29				HOUSING, A/C Lower
											05098243AA	1	C		29				
											05098244AA	1	Z		29				
										7	05098340AA	1			29				LINK, A/C Door Lever
										8	05098342AA	1	C		29				LEVER, A/C Door
										9					29				DUCT, A/C Outlet
											05098299AA	1	Z		29				
											05098338AA	1	C		29				
										10					29				SEAL, A/C Unit
											05097408AA	1	Z		29				
											05097410AA	1	C		29				
										11	05098696AA	24			29				CLIP, A/C Heater Housing
										12	05101571AA	7			29				SCREW, A/C and Heater Housing
										13					29				COVER, Heater Core Tubes
											05101648AA	1	C		29				
											05101649AA	1	Z		29				
										14					29				FILTER, A/C and Heater Unit
											05101438AA	1	C		29				
											05101439AA	1	Z		29				
										15					29				HOUSING, Blower Motor
											05098305AA	1	C		29				
											05098307AA	1	Z		29				
										16	05098696AA	12			29				CLIP, A/C Heater Housing
										17					29				HOUSING, Air Inlet
											05098300AA	1	Z		29				
											05098304AA	1	C		29				
										18	05101571AA	7			29				SCREW, A/C and Heater Housing
										<b>CROSSFIRE (ZH)</b>									
										SERIES		LINE		BODY		ENGINE		TRANSMISSION	
										P = PREMIUM		C = CHRYSLER		27 = 2-DR CONVERTIBLE		EGX = Engine - 3.2L V6 SOHC 18 Valve		DGJ = Transmission-5-Spd. Automatic, W5A580	
										S = SPORT		Z = CHRYSLER		29 = SPECIALTY COUPE		EGZ = Engine - 3.2L V6 Supercharged		DED = Transmission - 6-Speed Manual	
										X = SPECIAL								DGU = Transmission - 5-Spd Automatic	

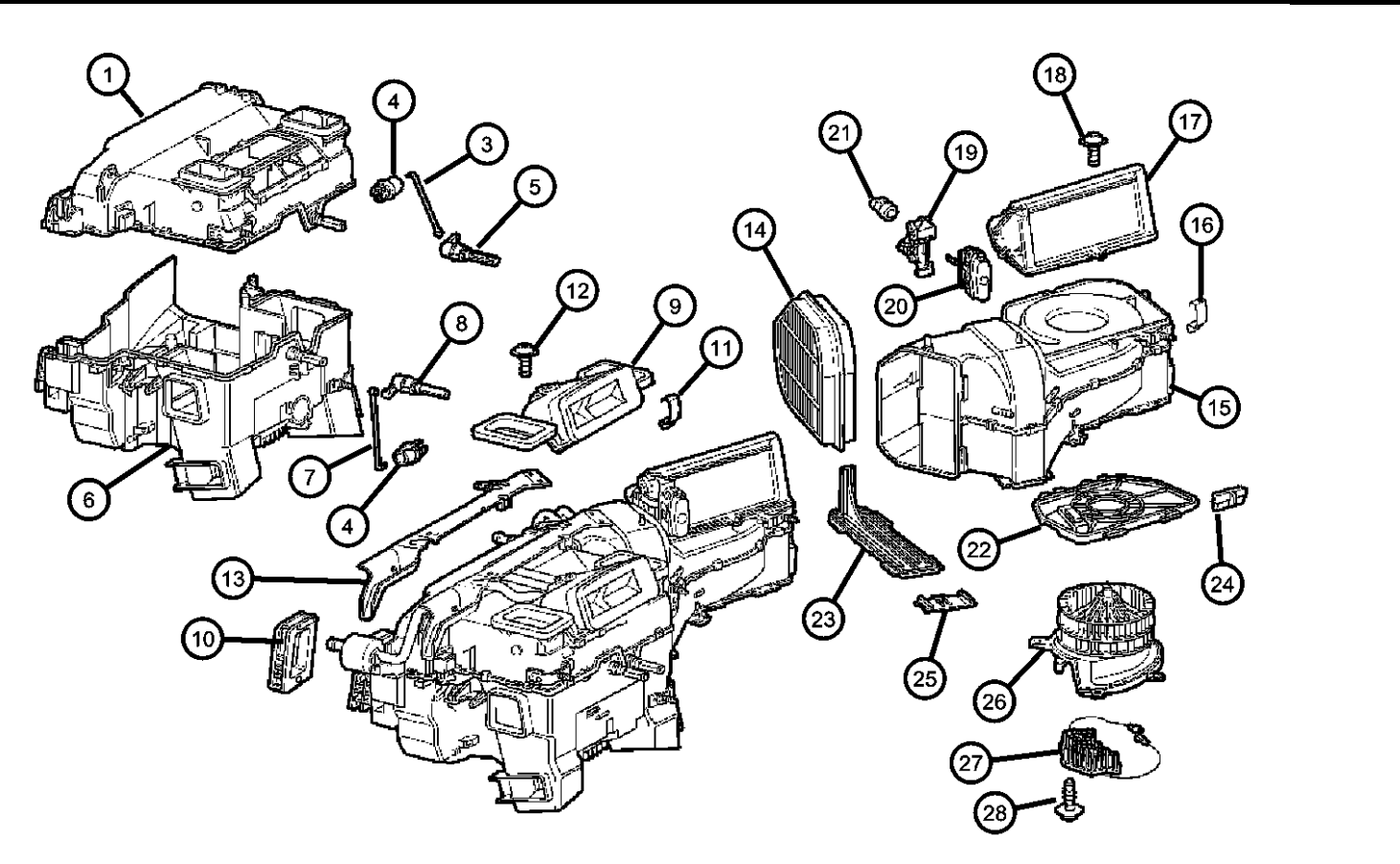
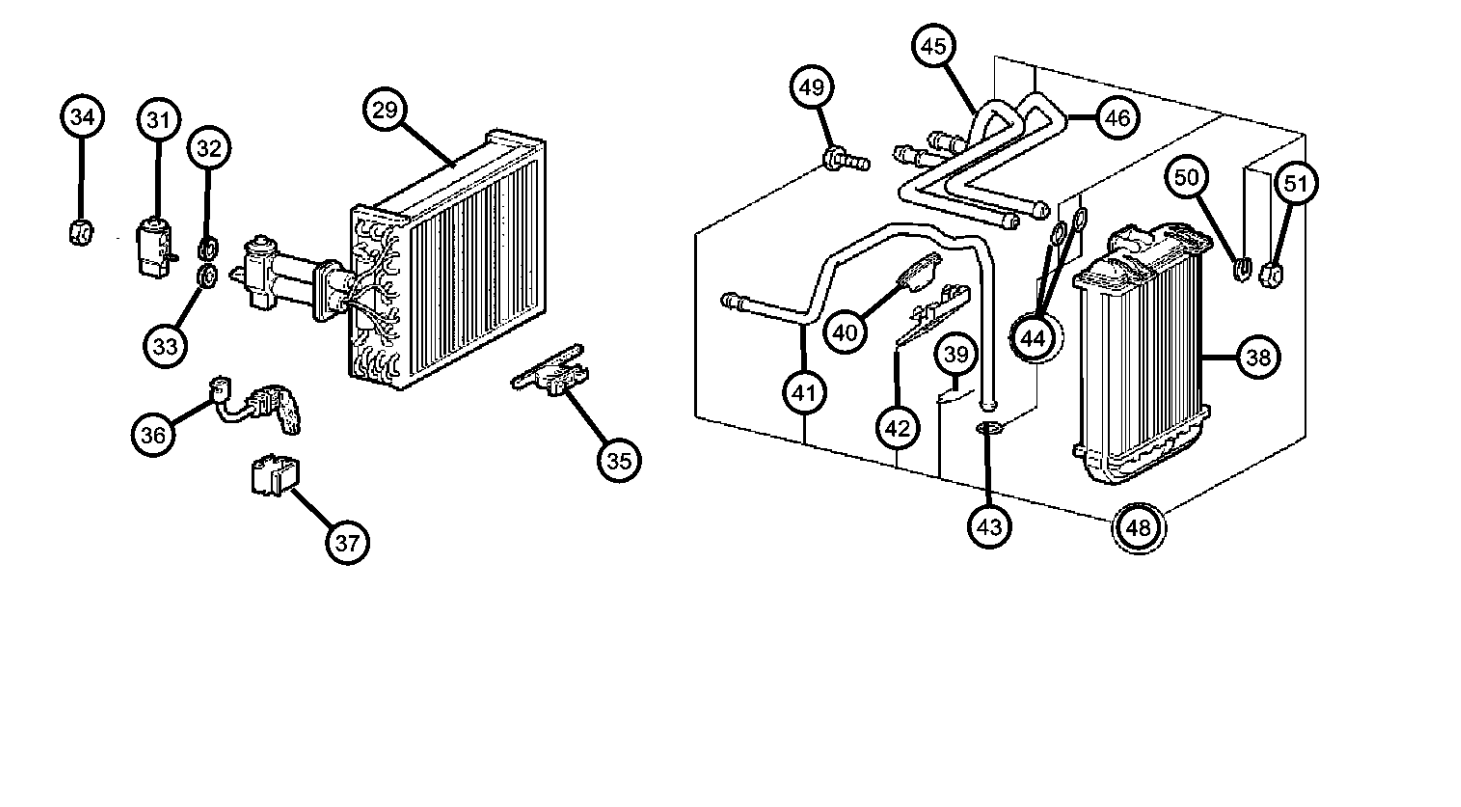
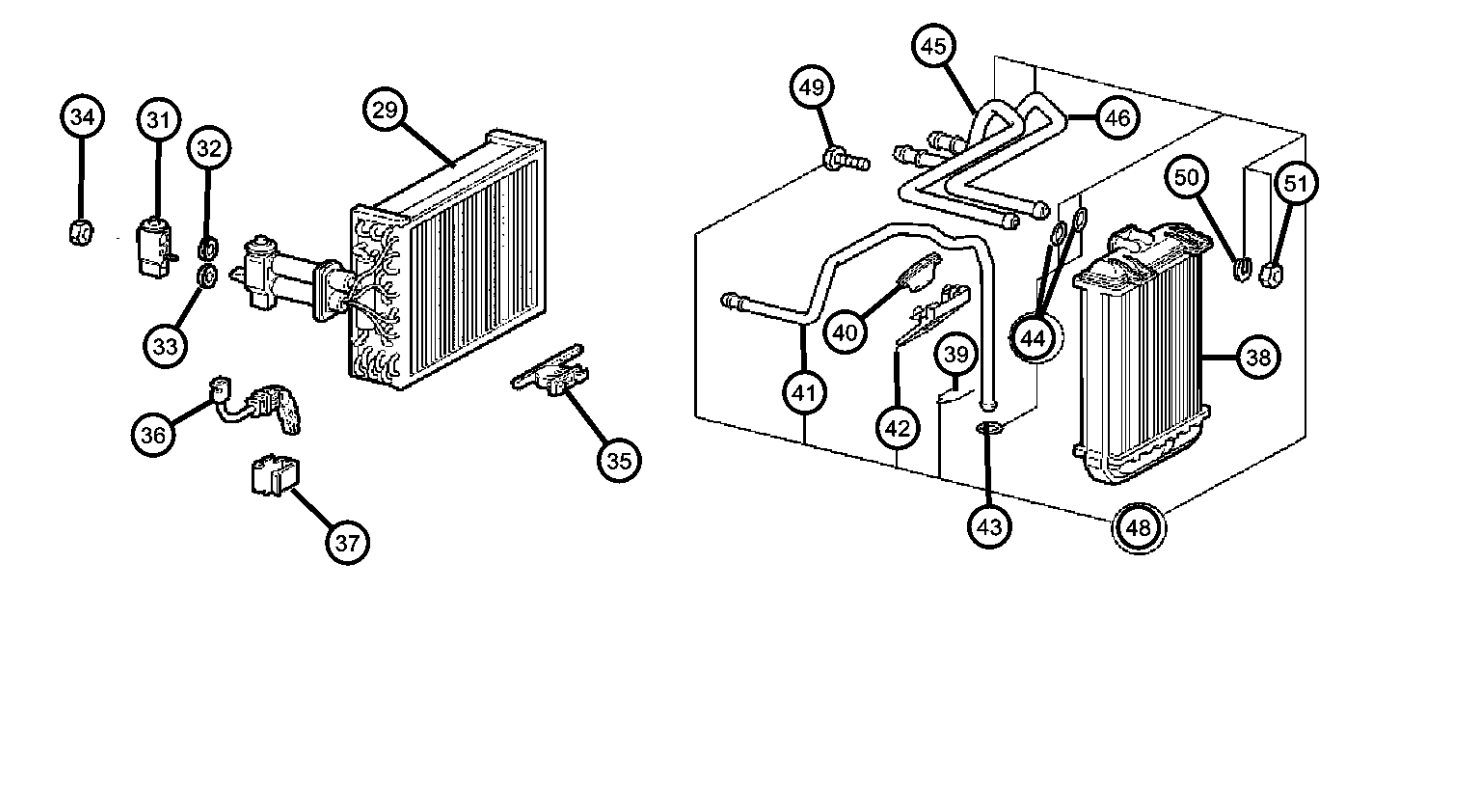
AR = use ase required - = Non illustrated part

Air Conditioning and Heater Unit  
Figure 24-110

										ITEM	PART NUMBER	QTY	LINE	SERIES	BODY	ENGINE	TRANS	TRIM	DESCRIPTION
										19	05099765AA	1	C		29				ACTUATOR, A/C and Heater
										20	05099200AA	1	C		29				ACTUATOR, A/C and Heater
											05099201AA	1	Z		29				
										21	05127433AA	1	C		29				CLIP
												1	Z		29				
										22	05096847AA	1	C		29				COVER, A/C and Heater
											05096848AA	1	Z		29				
										23	05098302AA	1			29				DOOR, Filter Access, A/C and Heater Unit
										24									CLIP
											05127475AA	1	C		29				
												1	Z		29				
										25	05098035AA	2			29				SLIDE, A/C Filter Access Door
										26	05098030AA	1	C		29				MOTOR, Blower with Wheel
											05098032AA	1	Z		29				
										27	05096842AA	1			29				RESISTOR, Blower Motor
											05096900AA	1	Z		29				LHD
										28	05101574AA	4			29				SCREW, A/C and Heater Housing
										29	05101290AA	1	C		29				EVAPORATOR, Air Conditioning
											05101291AA	1	Z		29				
										-30	05101391AA	1			29				LINER, Evaporator
										31	05098803AA	1			29				VALVE, Expansion
										32	05098971AA	1			29				O RING, A/C Line
										33	05098972AA	1			29				O RING, A/C Line
										34	05127448AA	1			29				NUT
										35	05098074AA	1			29				SENSOR, Temperature
										36	05098075AA	1			29				SENSOR, Temperature
										37	05101359AA	1			29				CLIP
										<b>CROSSFIRE (ZH)</b>									
										SERIES		LINE		BODY		ENGINE		TRANSMISSION	
										P = PREMIUM		C = CHRYSLER		27 = 2-DR CONVERTIBLE		EGX = Engine - 3.2L V6 SOHC 18 Valve		DGJ = Transmission-5-Spd. Automatic, W5A580	
										S = SPORT		Z = CHRYSLER		29 = SPECIALTY COUPE		EGZ = Engine - 3.2L V6 Supercharged		DED = Transmission - 6-Speed Manual	
										X = SPECIAL								DGU = Transmission - 5-Spd Automatic	

AR = use ase required - = Non illustrated part

Air Conditioning and Heater Unit  
Figure 24-110

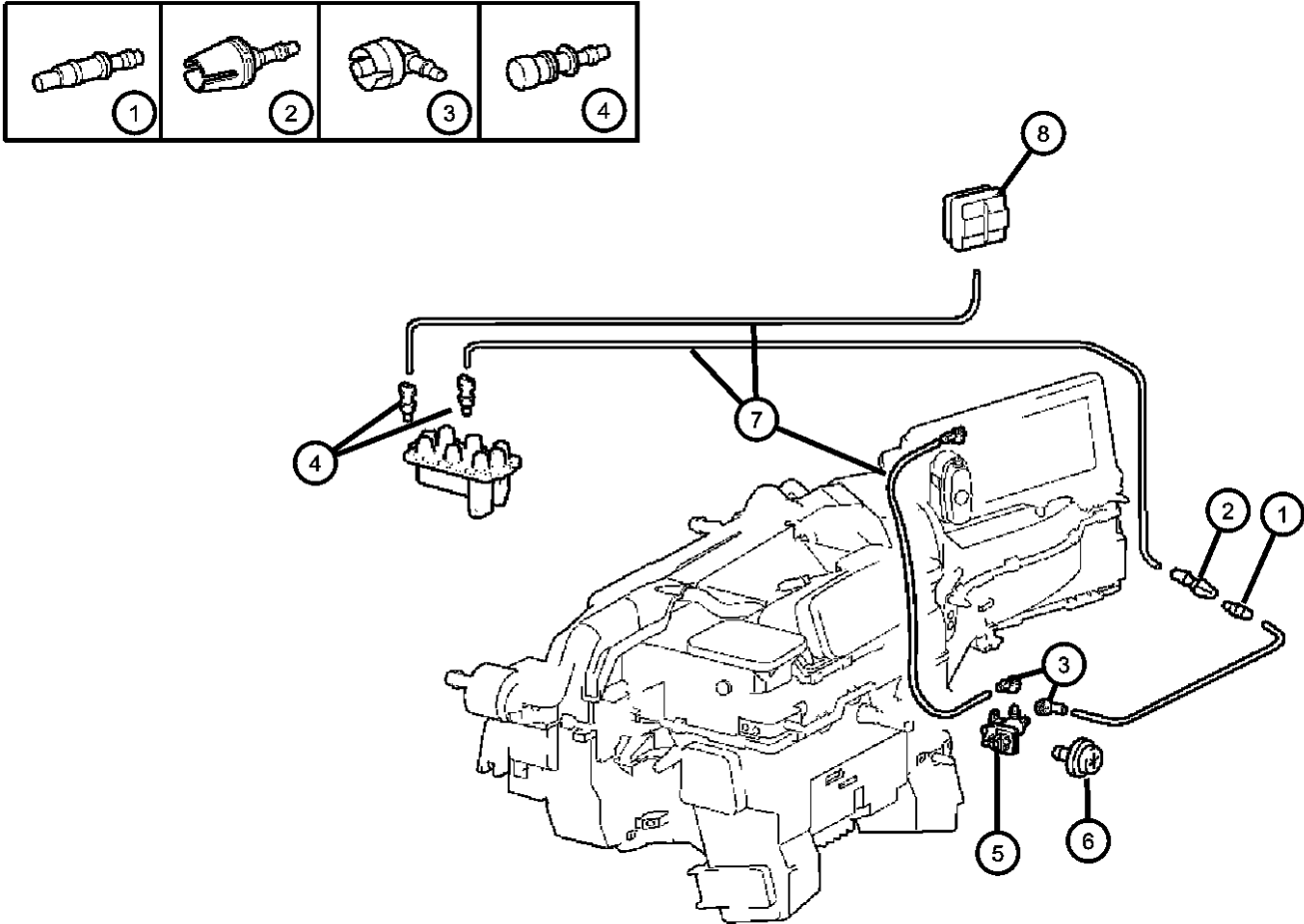
										ITEM	PART NUMBER	QTY	LINE	SERIES	BODY	ENGINE	TRANS	TRIM	DESCRIPTION
										38									CORE, Heater
											05097633AA	1	Z		29				
											05097634AA	1	C		29				
										39	05098481AA	1			29				RETAINER, Spring
										40	05101393AA	1			29				GASKET, Heater Core Tubes
										41									TUBE, Heater Core
											05099962AA	1	C		29				
											05099965AA	1	Z		29				
										42	05101393AA	1			29				GASKET, Heater Core Tubes
										43	05101126AA	1			29				O RING, Heater Core Tubes
										44	05101149AA	2			29				O RING, Heater Core Tubes
										45									TUBE, Heater Core
											05099963AA	1	C		29				
											05099967AA	1	Z		29				
										46									TUBE, Heater Core
											05099964AA	1	C		29				
											05099966AA	1	Z		29				
										-47									BRACKET, Heater Core Tubes
											05098728AA	1	C		29				
											05098729AA	1	Z		29				
										48									PIPE, Heater Core
											05127439AA	1	C		29				
											05127440AA	1	Z		29				
										49									SCREW
											05127441AA	1	C		29				
												1	Z		29				
										50									WASHER, Lock
											05104668AA	1	C		29				
												1	Z		29				
										51									NUT
											05127442AA	1	C		29				
												1	Z		29				
										<b>CROSSFIRE (ZH)</b>									
										SERIES		LINE		BODY		ENGINE		TRANSMISSION	
										P = PREMIUM		C = CHRYSLER		27 = 2-DR CONVERTIBLE		EGX = Engine - 3.2L V6 SOHC 18 Valve		DGJ = Transmission-5-Spd. Automatic, W5A580	
										S = SPORT		Z = CHRYSLER		29 = SPECIALTY COUPE		EGZ = Engine - 3.2L V6 Supercharged		DED = Transmission - 6-Speed Manual	
										X = SPECIAL								DGU = Transmission - 5-Spd Automatic	

AR = use ase required - = Non illustrated part



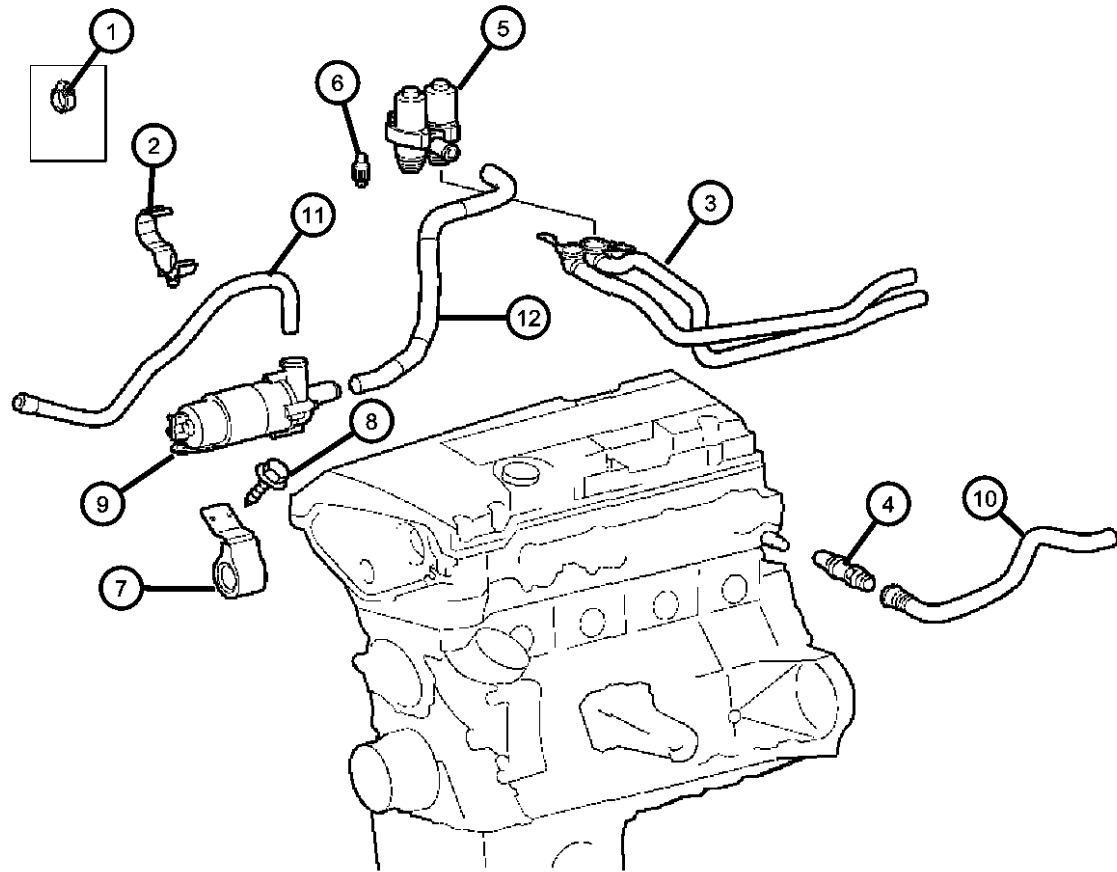
Vacuum System  
Figure 24-120

ITEM	PART NUMBER	QTY	LINE	SERIES	BODY	ENGINE	TRANS	TRIM	DESCRIPTION
1	05127438AA	11			29	EGX			PLUG
2	05127435AA	11			29	EGX			COUPLING, Hose
3	05127436AA	11			29	EGX			COUPLING, Hose
4	05127437AA	11			29	EGX			COUPLING, Hose
5	05101385AA	1			29				VALVE, A/C Vacuum Harness, Fresh Air Switchover Valve
6	05101571AA	1			29				SCREW, A/C and Heater Housing
7	05098831AA	11			29	EGX			HOSE, Vacuum
8	05101641AA	1			29				RESERVOIR, Vacuum



CROSSFIRE (ZH)		BODY		ENGINE	TRANSMISSION
SERIES	LINE				
P = PREMIUM	C = CHRYSLER	27 = 2-DR CONVERTIBLE		EGX = Engine - 3.2L V6 SOHC 18 Valve	DGJ = Transmission-5-Spd. Automatic,W5A580
S = SPORT	Z = CHRYSLER	29 = SPECIALTY COUPE		EGZ = Engine - 3.2L V6 Supercharged	DED = Transmission - 6-Speed Manual
X = SPECIAL					DGU = Transmission - 5-Spd Automatic

Plumbing, Heater  
Figure 24-205



ITEM	PART NUMBER	QTY	LINE	SERIES	BODY	ENGINE	TRANS	TRIM	DESCRIPTION
1	05099257AA	1			29				CLAMP
2	05098804AA	1			29				BRACKET, Recirculating Pump
3									INTERMEDIATE PIECE
	05098623AA	1	C		29				
	05098624AA	1	Z		29				
4	05099547AA	1			29				HOSE, Feed Line to Intermediate Piece
5	05098397AA	1			29				VALVE, Water
6	05096558AA	2			29				GROMMET
7	05098622AA	1			29				BRACKET, Recirculating Pump
8	06104591AA	2			29				SCREW
9	05098398AA	1			29				PUMP, Recirculating
10									HOSE, Intermediate Piece to Heat Exchanger
	05099546AA	1			29				
	05099549AA	1	Z		29				
11	05098632AA	1			29				HOSE
12	05098633AA	1			29				HOSE

CROSSFIRE (ZH)

SERIES LINE  
P = PREMIUM C = CHRYSLER  
S = SPORT Z = CHRYSLER  
X = SPECIAL

BODY  
27 = 2-DR CONVERTIBLE  
29 = SPECIALTY COUPE

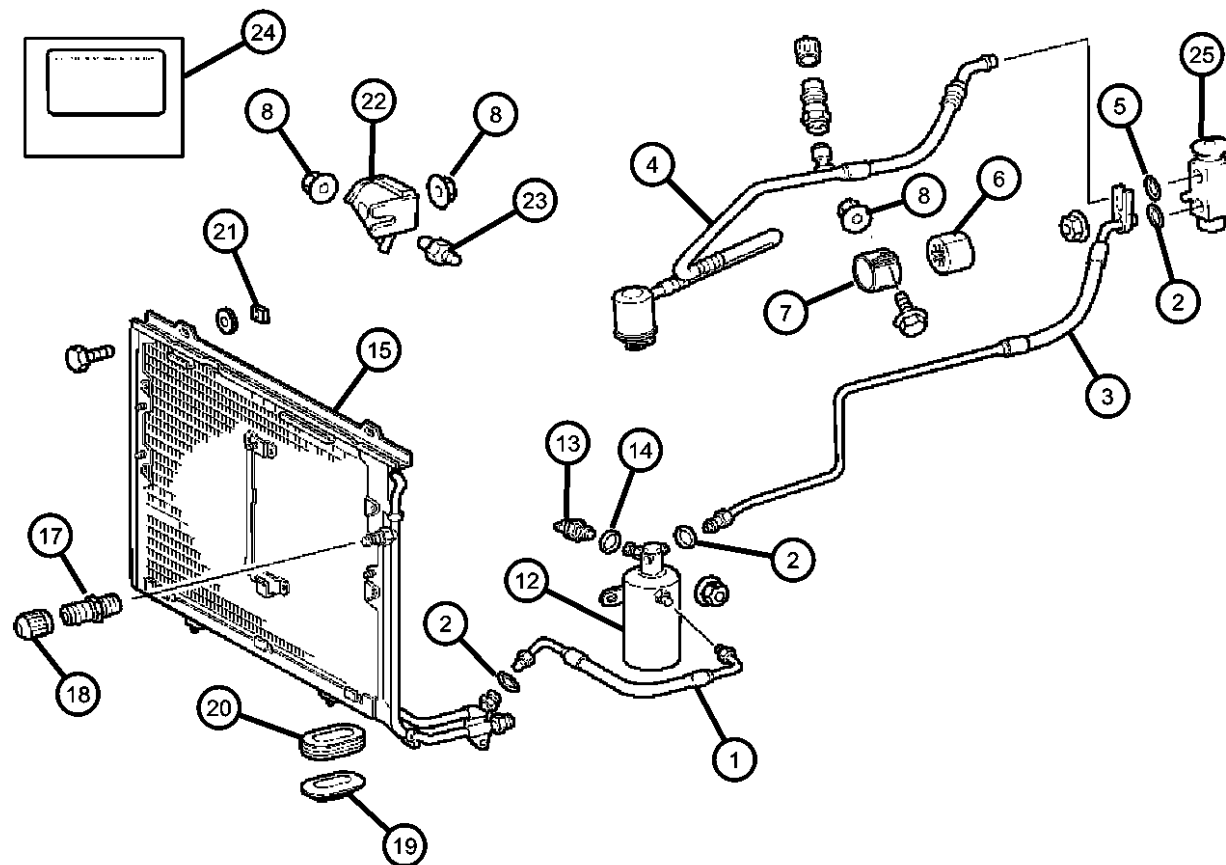
ENGINE  
EGX = Engine - 3.2L V6 SOHC 18 Valve  
EGZ = Engine - 3.2L V6 Supercharged

TRANSMISSION  
DGJ = Transmission-5-Spd. Automatic,W5A580  
DED = Transmission - 6-Speed Manual  
DGU = Transmission - 5-Spd Automatic

AR = use ase required - = Non illustrated part

2004 ZH

Plumbing, Air Conditioning and Heater  
Figure 24-210



ITEM	PART NUMBER	QTY	LINE	SERIES	BODY	ENGINE	TRANS	TRIM	DESCRIPTION
1	05099059AA	1			29				LINE, Condenser to Receiver/Drier
2	05098970AA	2			29				O RING, A/C Line
3									LINE, Receiver/Drier to Expansion Valve
	05099062AA	1	C		29				
	05099063AA	1	Z		29				
4									LINE, Expansion Valve to Compressor
	05099060AA	1	C		29				
	05099061AA	1	Z		29				
5	05098972AA	1	C		29				O RING, A/C Line
6	05098805AA	2			29				CLAMP, CLAMP
7	05097689AA	2			29				CLAMP, CLAMP
8	06507795AA	1			29				NUT, M6x1.00
-9	05099344AA	1			29	EGX			LINE, A/C Suction, Compressor to H-Block
-10	05103936AA	1			29	EGX			O RING, A/C Line
-11	05099342AA	1			29	EGX			LINE, A/C Discharge, Compressor to Condenser
12	05098258AA	1			29				DRIER, DRIER-RECEIVER
13	05097873AA	1			29				SWITCH, A/C Pressure
14	05098973AA	1			29				O RING, A/C Pressure Switch
15	05096844AA	1			29				CONDENSER, A/C
-16	05135361AA	2			29	EGX			CLIP, Radiator Condenser
17	05098396AA	1			29				VALVE, Charging
18	05098958AA	1			29				CAP, A/C Charge Valve
19	05098960AA	2			29				BUSHING, A/C Condenser
20	05097240AA	2			29				GROMMET, A/C Condenser Mounting
21	05097876AA	2			29				NUT, A/C Condenser
22	05098727AA	1			29				BRACKET, A/C Condenser
23	05097204AA	1			29				ISOLATOR, A/C Condenser
24	05103217AA	1			29				DECAL, A/C System Specification
25	05098803AA	1			29				VALVE, Expansion
-26	05098971AA	1			29				O RING, A/C Line, Evaporator

CROSSFIRE (ZH)

SERIES

P = PREMIUM  
S = SPORT  
X = SPECIAL

LINE

C = CHRYSLER  
Z = CHRYSLER

BODY

27 = 2-DR CONVERTIBLE  
29 = SPECIALTY COUPE

ENGINE

EGX = Engine - 3.2L V6 SOHC  
18 Valve  
EGZ = Engine - 3.2L V6  
Supercharged

TRANSMISSION

DGJ = Transmission-5-Spd.  
Automatic, W5A580  
DED = Transmission - 6-Speed  
Manual  
DGU = Transmission - 5-Spd  
Automatic

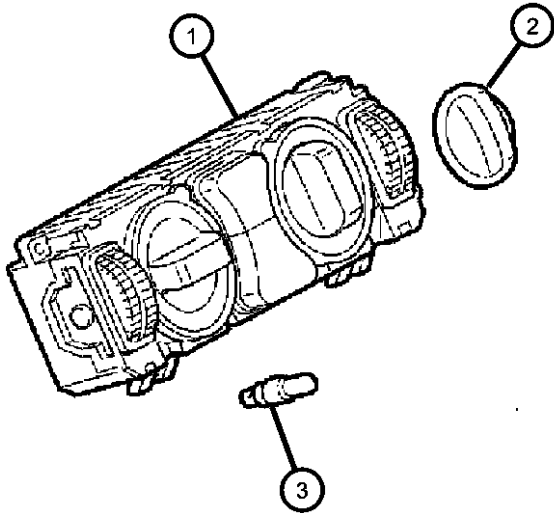
AR = use ase required - = Non illustrated part

2004 ZH

<< RETURN TO GROUP INDEX

Control, Air Conditioning and Heater  
Figure 24-310

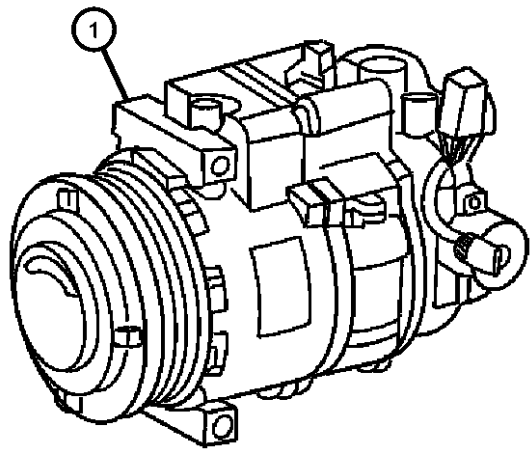
ITEM	PART NUMBER	QTY	LINE	SERIES	BODY	ENGINE	TRANS	TRIM	DESCRIPTION
1	05099162AA	1			29				CONTROL, A/C And Heater, Includes Temp. Wheels, Knobs and Buttons
2	05102604AA	1			29				KNOB, A/C And Heater Control - Rotary
3	05098400AA	2			29				BULB, A/C and Heater Control



CROSSFIRE (ZH)				
SERIES	LINE	BODY	ENGINE	TRANSMISSION
P = PREMIUM	C = CHRYSLER	27 = 2-DR CONVERTIBLE	EGX = Engine - 3.2L V6 SOHC 18 Valve	DGJ = Transmission-5-Spd. Automatic,W5A580
S = SPORT	Z = CHRYSLER	29 = SPECIALTY COUPE	EGZ = Engine - 3.2L V6 Supercharged	DED = Transmission - 6-Speed Manual
X = SPECIAL				DGU = Transmission - 5-Spd Automatic

Compressor, Air Conditioning  
Figure 24-410

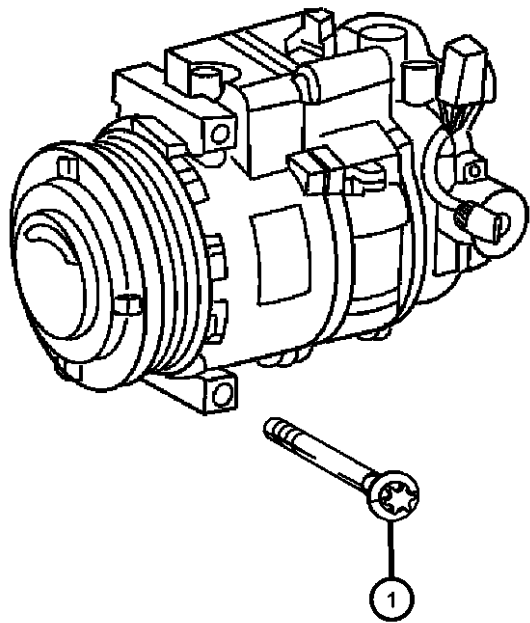
ITEM	PART NUMBER	QTY	LINE	SERIES	BODY	ENGINE	TRANS	TRIM	DESCRIPTION
1	05097010AA	1			29	EGX			COMPRESSOR, Air Conditioning



CROSSFIRE (ZH)				
SERIES	LINE	BODY	ENGINE	TRANSMISSION
P = PREMIUM	C = CHRYSLER	27 = 2-DR CONVERTIBLE	EGX = Engine - 3.2L V6 SOHC 18 Valve	DGJ = Transmission-5-Spd. Automatic,W5A580
S = SPORT	Z = CHRYSLER	29 = SPECIALTY COUPE	EGZ = Engine - 3.2L V6 Supercharged	DED = Transmission - 6-Speed Manual
X = SPECIAL				DGU = Transmission - 5-Spd Automatic

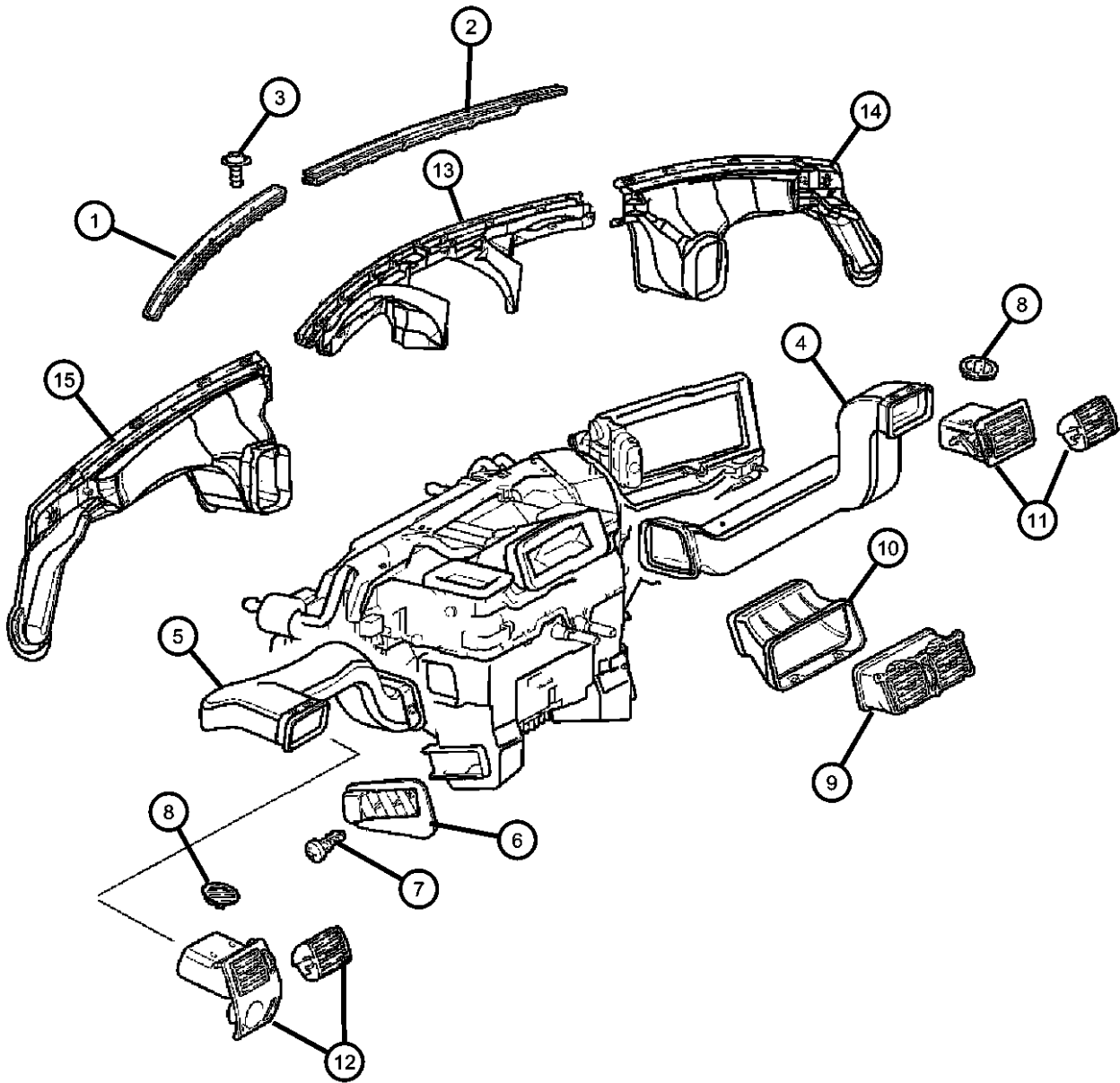
Compressor Mounting  
Figure 24-510

ITEM	PART NUMBER	QTY	LINE	SERIES	BODY	ENGINE	TRANS	TRIM	DESCRIPTION
1	06104035AA	1							SCREW



CROSSFIRE (ZH)				
SERIES	LINE	BODY	ENGINE	TRANSMISSION
P = PREMIUM	C = CHRYSLER	27 = 2-DR CONVERTIBLE	EGX = Engine - 3.2L V6 SOHC 18 Valve	DGJ = Transmission-5-Spd. Automatic,W5A580
S = SPORT	Z = CHRYSLER	29 = SPECIALTY COUPE	EGZ = Engine - 3.2L V6 Supercharged	DED = Transmission - 6-Speed Manual
X = SPECIAL				DGU = Transmission - 5-Spd Automatic

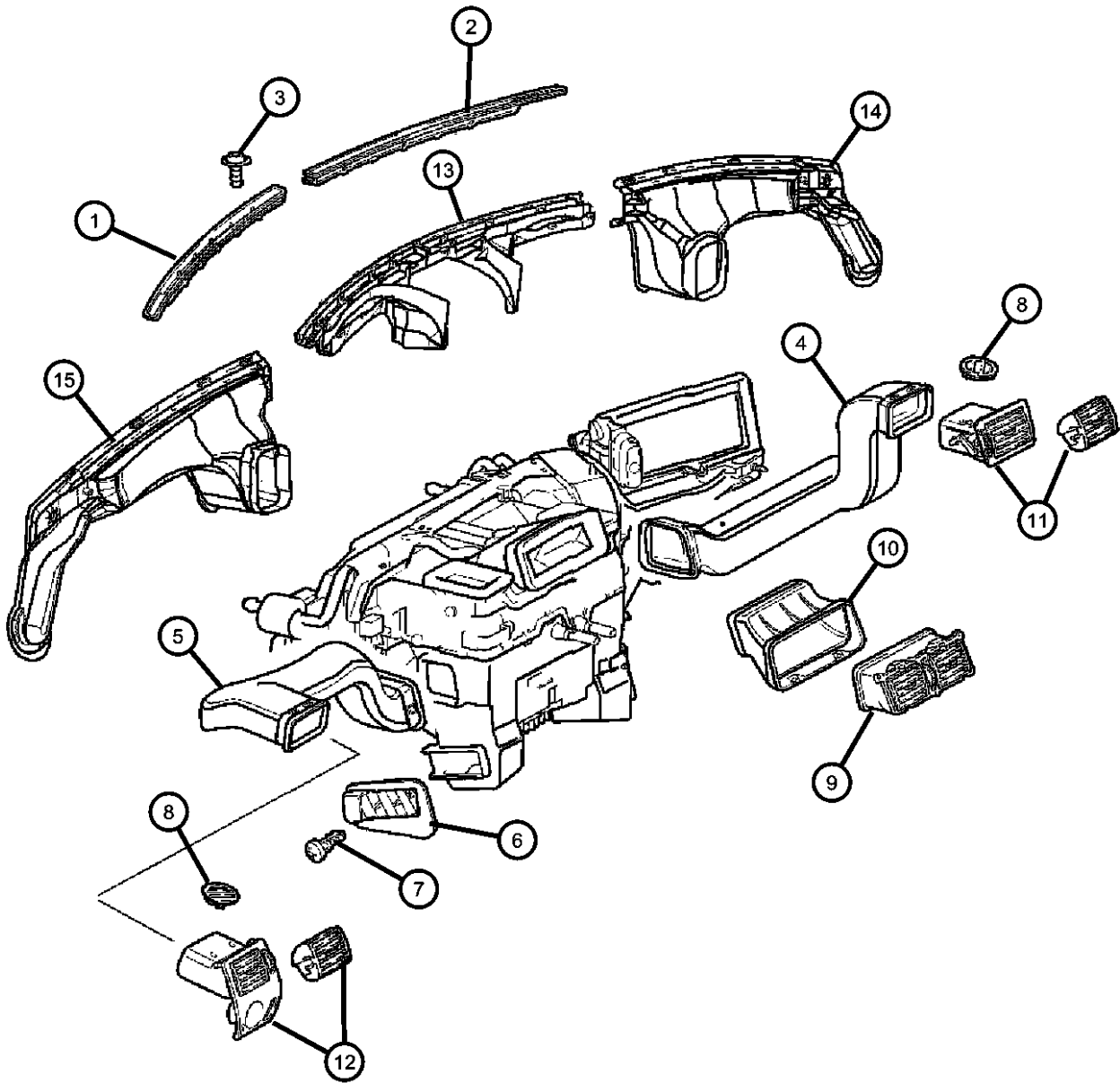
Air Ducts and Outlets  
Figure 24-610



ITEM	PART NUMBER	QTY	LINE	SERIES	BODY	ENGINE	TRANS	TRIM	DESCRIPTION
1	0ZK33XDVAA	1			29				GRILLE, Defroster, Left
2	0ZK32XDVAA	1			29				GRILLE, Defroster, Right
3	05101472AA	1			29				SCREW
4									DUCT, Air Outlet
	05099554AA	1	C		29				
	05099555AA	1	Z		29				
5									DUCT, Air Outlet
	05099553AA	1	C		29				
	05099556AA	1	Z		29				
6									OUTLET, Floor
	05099543AA	1			29				Left
	05099544AA	1			29				Right
7	05101398AA	1			29				RETAINER, Push On
8									GRILLE, Defroster
	05101644AA	2			29				
		2	Z		29				
9	0YA46XZAAA	1			29				OUTLET, Air Conditioning & Heater
10	05099163AA	1			29				DUCT, Floor Console
11									OUTLET, Air Conditioning & Heater
	0YA48ARKAA	1	C		29				[DR]
	0YN83ARKAA	1	Z		29				[DR]
	0YN83BD5AA	1	Z		29				[DD]
	0YN83XDVAA	1	Z		29				[DV]
	0YA48BD5AA	1	C		29				[DD]
	0YA48XDVAA	1	C		29				[DV]
12									OUTLET, Air Conditioning & Heater
	0YA47ARKAA	1	C		29				[DR]
	0YA47XDVAA	1	C		29				[DV]
	0YA49ARKAA	1			29				[DR] With Headlamp Leveling System
	0YA47BD5AA	1	C		29				[DD]
	0YA49BD5AA	1			29				[DD] With Headlamp Leveling System
	0YA49XDVAA	1			29				[DV] With Headlamp Leveling System
	0YN84BD5AA	1	Z		29				[DD]

CROSSFIRE (ZH)		BODY		ENGINE	TRANSMISSION
SERIES	LINE				
P = PREMIUM	C = CHRYSLER	27 = 2-DR CONVERTIBLE		EGX = Engine - 3.2L V6 SOHC 18 Valve	DGJ = Transmission-5-Spd. Automatic,W5A580
S = SPORT	Z = CHRYSLER	29 = SPECIALTY COUPE		EGZ = Engine - 3.2L V6 Supercharged	DED = Transmission - 6-Speed Manual
X = SPECIAL					DGU = Transmission - 5-Spd Automatic

Air Ducts and Outlets  
Figure 24-610



ITEM	PART NUMBER	QTY	LINE	SERIES	BODY	ENGINE	TRANS	TRIM	DESCRIPTION
	0YN84ARKAA	1	Z		29				[DR]
	0YN84XDVAA	1	Z		29				[DV]
13	05096809AA	1	C		29				DUCT, Defroster, Upper
	05102660AA	1	Z		29				
14	05096810AA	1	C		29				DUCT, Defroster, Right
	05102662AA	1	Z		29				
15	05096811AA	1	C		29				DUCT, Defroster, Left
	05102661AA	1	Z		29				

CROSSFIRE (ZH)		BODY		ENGINE	TRANSMISSION
SERIES	LINE				
P = PREMIUM	C = CHRYSLER	27 = 2-DR CONVERTIBLE		EGX = Engine - 3.2L V6 SOHC 18 Valve	DGJ = Transmission-5-Spd. Automatic,W5A580
S = SPORT	Z = CHRYSLER	29 = SPECIALTY COUPE		EGZ = Engine - 3.2L V6 Supercharged	DED = Transmission - 6-Speed Manual
X = SPECIAL					DGU = Transmission - 5-Spd Automatic



# Group - 25

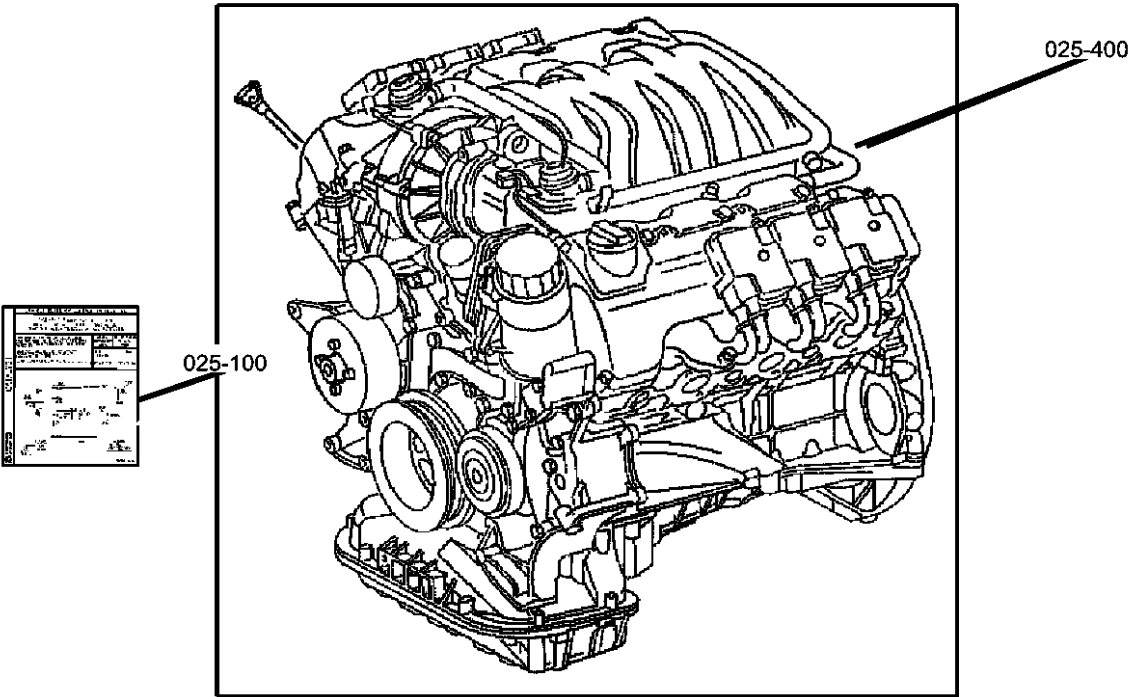
## Emission Systems

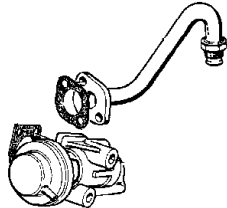
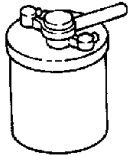

### Group - 25 Emission Systems

Illustration Title

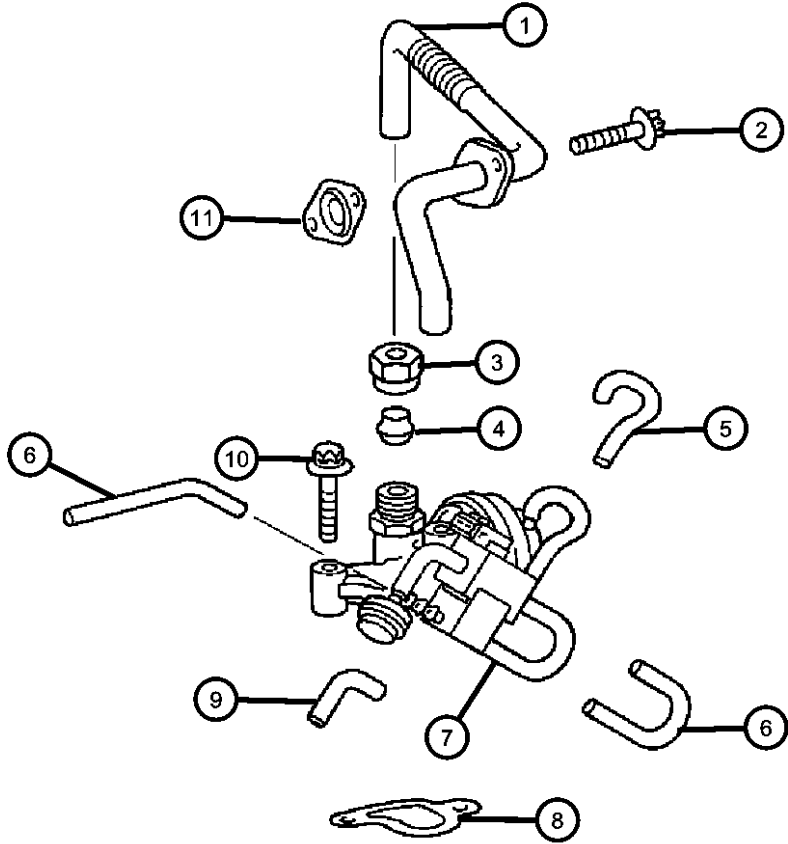
Group-Fig. No.

<b>EGR System</b>	
Exhaust Gas Recirculation .....	Fig. 25 - 210
<b>Vacuum Canister</b>	
Vapor Canister.....	Fig. 25 - 310
<b>Air Pumps</b>	
Air Pump .....	Fig. 25 - 510



<div>025-200 EGR System</div> 	<div>025-300 Vacuum Canister</div> 	<div>025-500 Air Pumps</div> 	
---	--	---	--

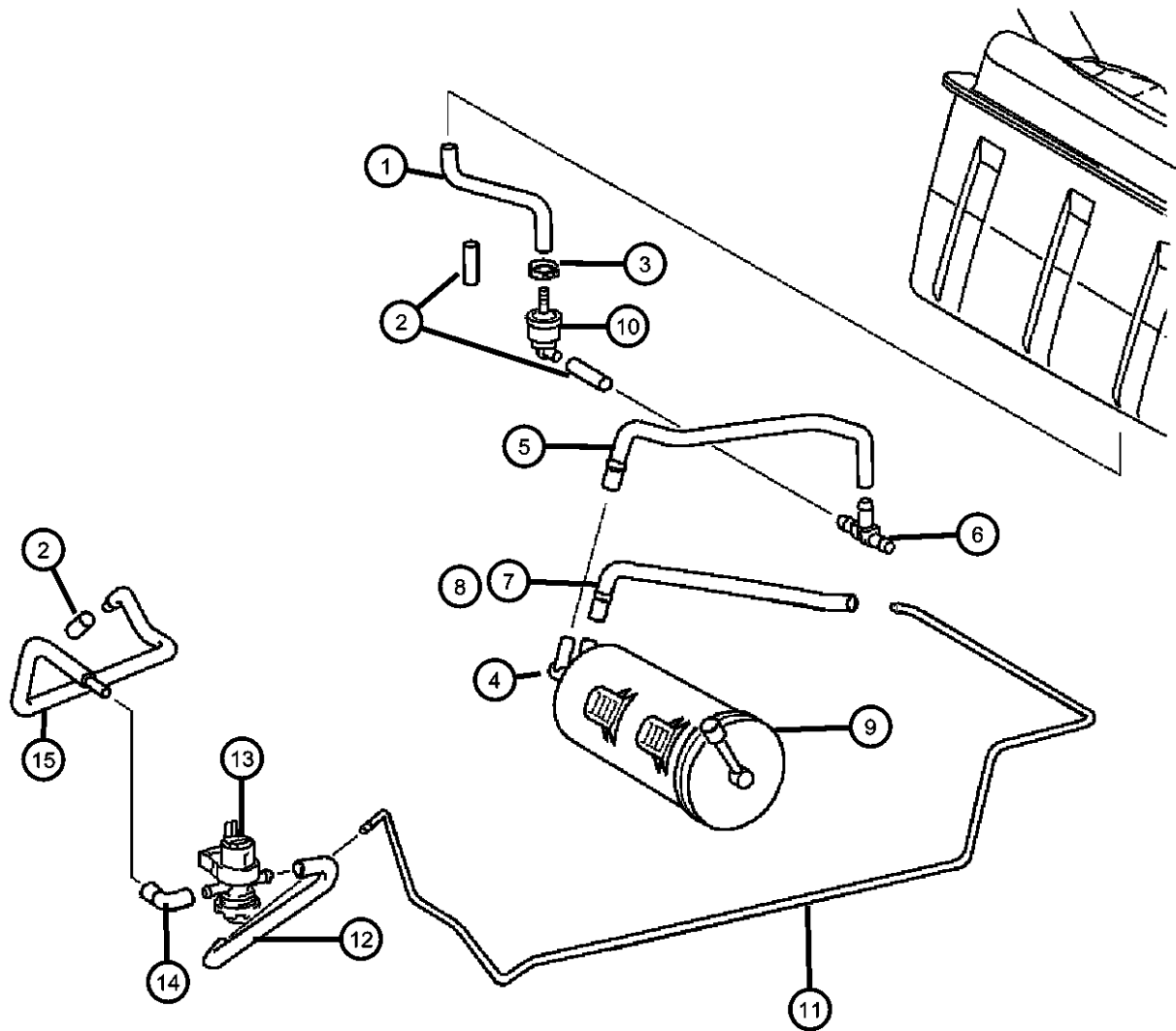
Exhaust Gas Recirculation  
Figure 25-210



ITEM	PART NUMBER	QTY	LINE	SERIES	BODY	ENGINE	TRANS	TRIM	DESCRIPTION
1	05101205AA	1			29	EGX			TUBE, EGR
2	06507443AA	2			29	EGX			SCREW, M6X1.00X16.00
3	05098382AA	1			29	EGX			NUT
4	05099815AA	1			29	EGX			SEAL, EGR Tube
5	05097187AA	1			29	EGX			HOSE, HOSE
6	05097844AA	AR			29	EGX			HOSE, 15 Meters Long
7	05096508AA	1			29	EGX			VALVE, EGR
8	05096517AA	1			29	EGX			GASKET, EGR Valve
9	05080390AB	1			29	EGX			HOSE
10	06507119AA	2			29	EGX			SCREW, M8X1.25X40.00
11	05096514AA	1			29	EGX			GASKET, EGR Tube

CROSSFIRE (ZH)				
SERIES	LINE	BODY	ENGINE	TRANSMISSION
P = PREMIUM	C = CHRYSLER	27 = 2-DR CONVERTIBLE	EGX = Engine - 3.2L V6 SOHC 18 Valve	DGJ = Transmission-5-Spd. Automatic,W5A580
S = SPORT	Z = CHRYSLER	29 = SPECIALTY COUPE	EGZ = Engine - 3.2L V6 Supercharged	DED = Transmission - 6-Speed Manual
X = SPECIAL				DGU = Transmission - 5-Spd Automatic

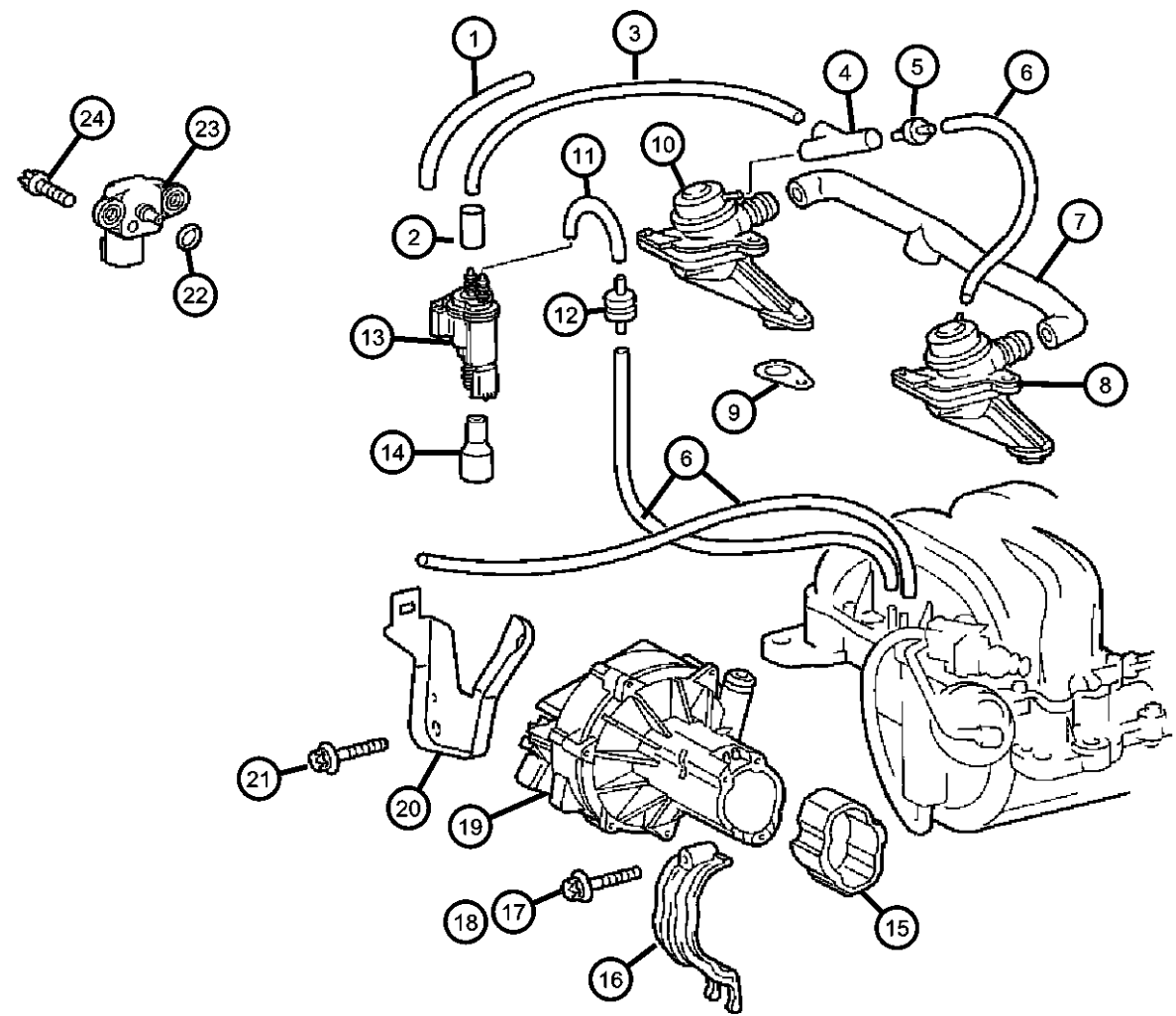
Vapor Canister  
Figure 25-310



ITEM	PART NUMBER	QTY	LINE	SERIES	BODY	ENGINE	TRANS	TRIM	DESCRIPTION
1	05097192AA	1			29				HOSE
2	05080159AA	100			29	EGX			HOSE, 5 Meters Long
3	05096562AA	1			29				CLAMP, Hose
4	05097697AA	1			29				VALVE, Fuel Vapor Shut Off
5	05099407AA	1			29				HOSE, Canister to Tee
6	05098390AA	1			29				TEE
7	05099408AA	1			29				HOSE, Fuel Vapor
8	05099409AA	1			29				HOSE
9									CANISTER, Vapor
	05101595AA	1			29				
	05101594AA	1			29				Export
10	05098144AA	1			29				VALVE, VentExport
11	05097270AA	1			29				TUBE, Vapor
12	05099406AA	1			29				HOSE, Fuel Vapor
13									VALVE, Canister Purge
	05098143AA	1			29				
	05098145AA	1			29				Export
14	05097192AA	1			29				HOSE
15	05097842AA	1			29				HOSE, Fuel

CROSSFIRE (ZH)				
SERIES	LINE	BODY	ENGINE	TRANSMISSION
P = PREMIUM	C = CHRYSLER	27 = 2-DR CONVERTIBLE	EGX = Engine - 3.2L V6 SOHC 18 Valve	DGJ = Transmission-5-Spd. Automatic,W5A580
S = SPORT	Z = CHRYSLER	29 = SPECIALTY COUPE	EGZ = Engine - 3.2L V6 Supercharged	DED = Transmission - 6-Speed Manual
X = SPECIAL				DGU = Transmission - 5-Spd Automatic

Air Pump  
Figure 25-510



ITEM	PART NUMBER	QTY	LINE	SERIES	BODY	ENGINE	TRANS	TRIM	DESCRIPTION
1	05098111AA	AR			29	EGX			HOSE, 10 Meters Long
2	05097186AA	1			29	EGX			HOSE, HOSE, Electric change over valve
3	05098831AA	11			29	EGX			HOSE, Vacuum, 25 Meters Long
4	05099278AA	1			29	EGX			TEE, From Electric Change over Valve to Shut Off Valve
5	05080337AA	1			29	EGX			CONNECTOR, Shut off Valve
6	05097844AA	AR			29	EGX			HOSE, 15 Meters Long
7	05097831AA	1			29	EGX			HOSE, HOSE, [110MM]
8	05096394AA	1			29	EGX			VALVE, Shut off Valve, Left
9	05096532AA	2			29	EGX			GASKET, GASKET, Shut off Valve
10	05096395AA	1			29	EGX			VALVE, Shut off Valve, Right
11	05097187AA	1			29	EGX			HOSE, HOSE, From Intake Manifold to Electric Change-Over Valve, Check
12	05096374AA	1			29	EGX			SOLENOID, Vacuum
13	05099822AA	1			29	EGX			BOOT, BOOT, Air Pump Control
14	05097188AA	1			29	EGX			INSULATOR, INSULATOR
15	05097830AA	1			29	EGX			BRACKET, Air Pump
16	05096531AA	1			29	EGX			SCREW, SCREW
17	05097727AA	1			29	EGX			SCREW, M6x1.0x38.0
18	06104686AA	1			29	EGX			PUMP, Air
19	05098830AA	1			29	EGX			BRACKET, Air Pump
20	05096530AA	1			29	EGX			SCREW, SCREW
21	05073709AA	2			29	EGX			O RING
22	05101160AA	1			29	EGX			SENSOR, MAP
23	05101120AA	1			29	EGX			SCREW, M6X16
24	05073727AA	1			29	EGX			

CROSSFIRE (ZH)		BODY		ENGINE	TRANSMISSION
SERIES	LINE				
P = PREMIUM	C = CHRYSLER	27 = 2-DR CONVERTIBLE		EGX = Engine - 3.2L V6 SOHC 18 Valve	DGJ = Transmission-5-Spd. Automatic, W5A580
S = SPORT	Z = CHRYSLER	29 = SPECIALTY COUPE		EGZ = Engine - 3.2L V6 Supercharged	DED = Transmission - 6-Speed Manual
X = SPECIAL					DGU = Transmission - 5-Spd Automatic

AR = use ase required - = Non illustrated part

# Group - DZH

## Doors and Related Parts

### Group - DZH Doors and Related Parts

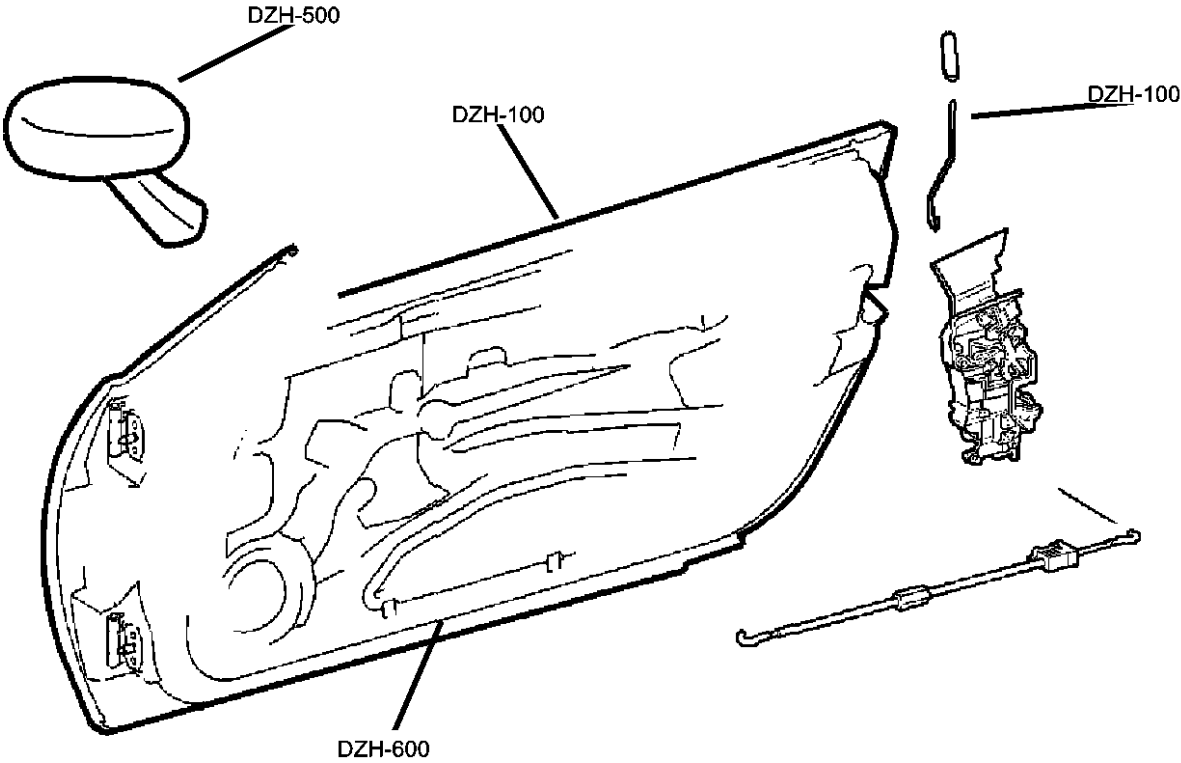
Illustration Title




Group-Fig. No.

<b>Front Door</b>	
Door Shell and Hinges.....	Fig. DZH - 110
Door Glass and Regulators.....	Fig. DZH - 120
Vacuum System, Central Locking.....	Fig. DZH - 130

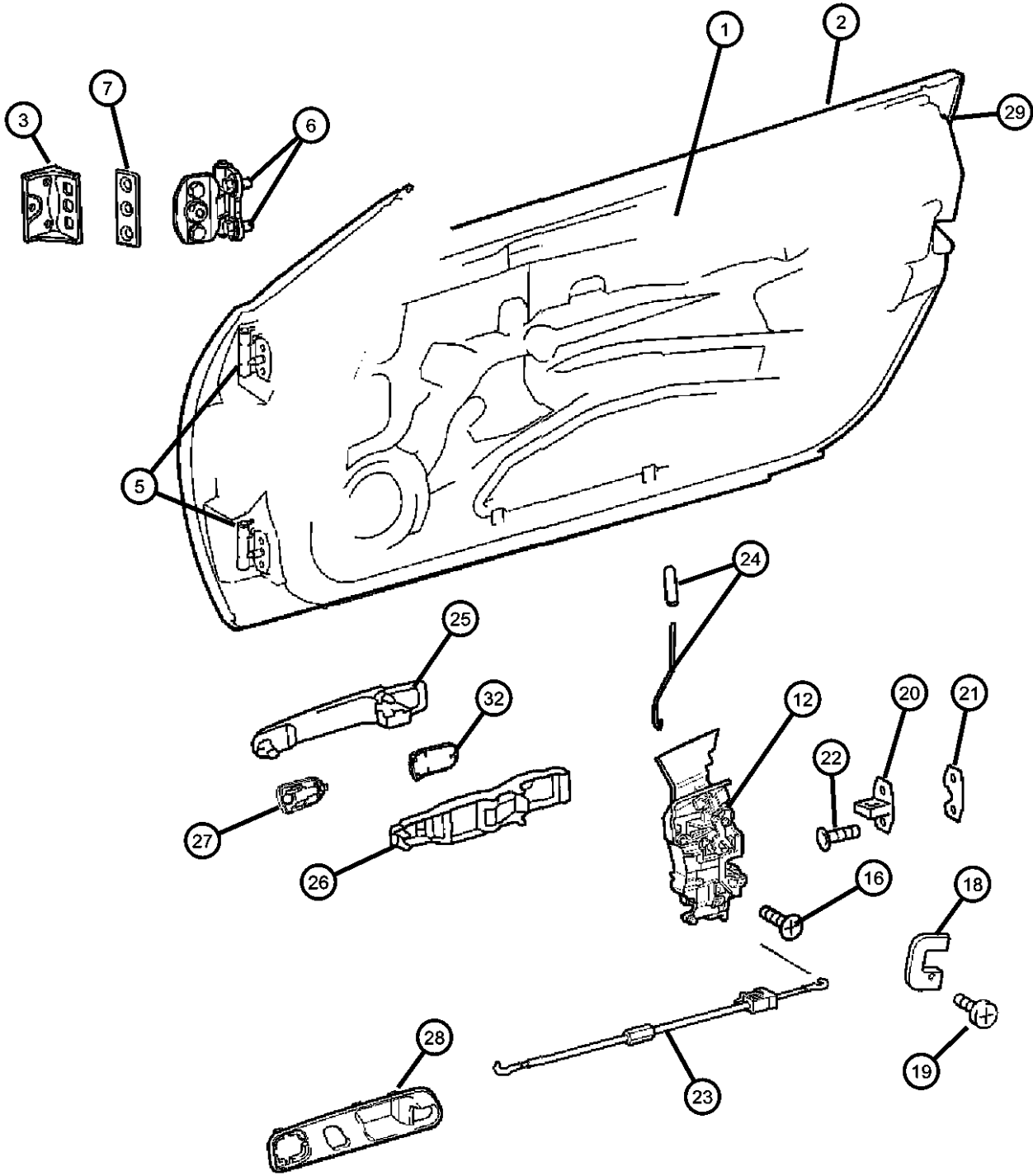
<b>Exterior Mirror</b>	
Mirror, Exterior.....	Fig. DZH - 510

<b>Weatherstrips and Seals</b>	
Weatherstrips and Seals.....	Fig. DZH - 610



<div>DZH-100 Front Door</div> 	<div>DZH-500 Exterior Mirror</div> 	<div>DZH-600 Weatherstrips and Seals</div> 	
--	--	---	--

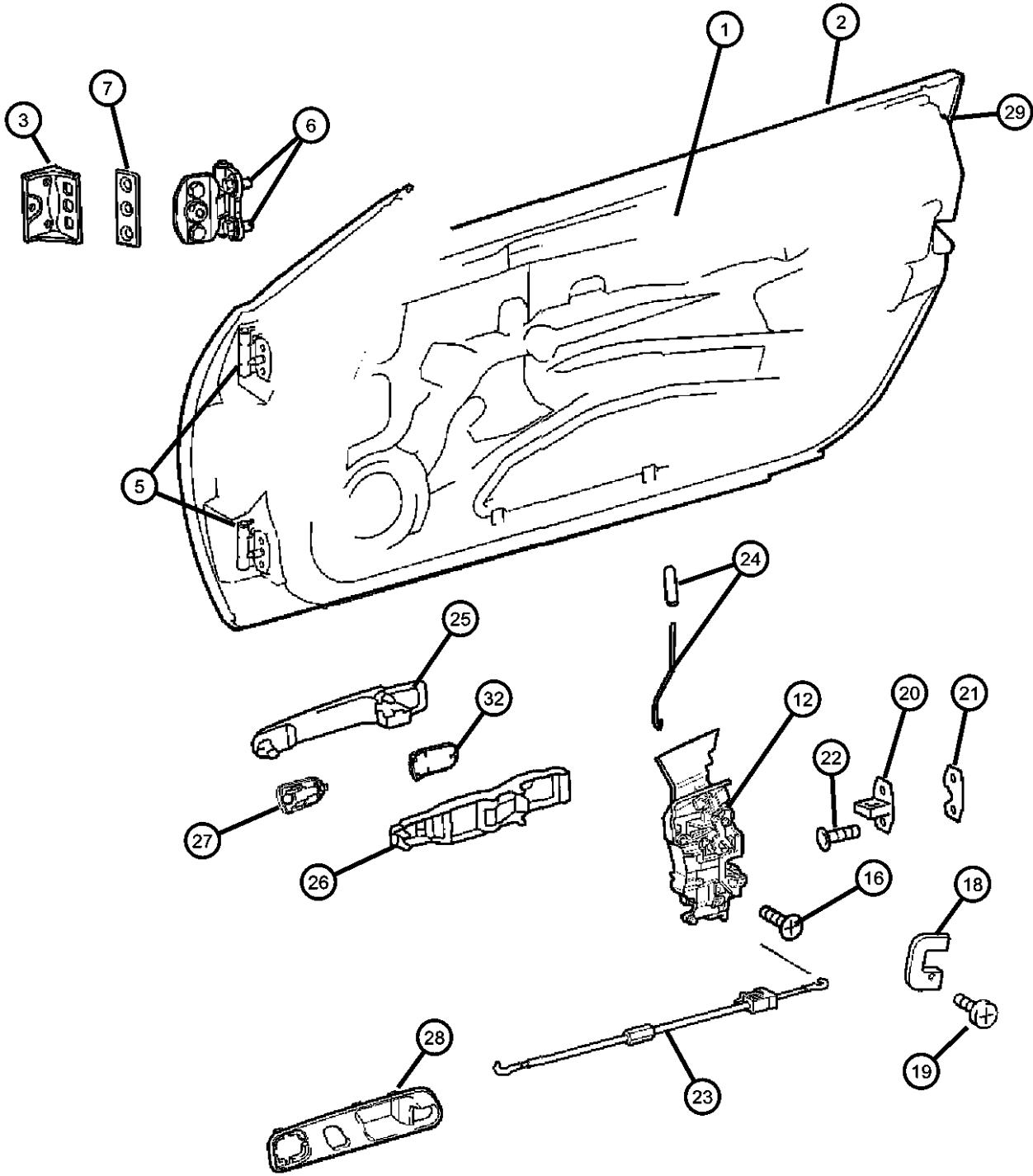
Door Shell and Hinges  
Figure DZH-110



ITEM	PART NUMBER	QTY	LINE	SERIES	BODY	ENGINE	TRANS	TRIM	DESCRIPTION
1									DOOR, Front
	05099144AA	1		S	29				Right
	05099145AA	1		S	29				Left
2									DOOR, Front, Panel
	05101678AA	1		S	29				Right
	05101679AA	1		S	29				Left
3	05097988AA	2		S	29				BRACKET, Hinge Reinforcement
-4	05097089AA	4		S	29				SCREW, SCREW, Hex Head
5	05101069AA	2		S	29				HINGE, Door, Upper
6	05098077AA	4		S	29				SCREW, SCREW
7	05097495AA	2		S	29				PLATE, Hinge
-8	05099535AA	1		S	29				CHECK, Front Door
-9	05096793AA	1		S	29				SEAL, Door Check
-10	05096951AA	3		S	29				SCREW, Hex Head, M6X12
-11	05101508AA	1		S	29				SCREW, SCREW, Flat Head
12									LATCH, Front Door
	05099146AA	1	Z	S	29				Right
	05099147AA	1	Z	S	29				Left
	05099148AA	1	C	S	29				Right
	05099149AA	1	C	S	29				Left
-13	05098831AA	11		S	29				HOSE, Vacuum, Vacuum Pump to Latch, Roll Stock, 25 Meters Long
-14	05127436AA	11		S	29				COUPLING, Hose, Hose to Latch
-15	05102774AA	1		S	29				ACTUATOR, Power Door Lock, Right Rear Quarter Panel
16	05101576AA	2		S	29				SCREW, M6x16
-17	05101453AA	1		S	29				BUMPER, Rubber, Door Lock
18									BEZEL, Door Lock
	0YA68XDVAA	1		S	29				Left
		1		S	27				Left
	1CA84XDVAA	1		S	29				Right
		1		S	27				Right
19	05101480AA	1		S	29				SCREW, SCREW
20	05098741AA	1		S	29				STRIKER, Door
21	05097544AA	1		S	29				PLATE, Tapping, Striker

CROSSFIRE (ZH)		BODY		ENGINE	TRANSMISSION
SERIES	LINE				
P = PREMIUM	C = CHRYSLER	27 = 2-DR CONVERTIBLE		EGX = Engine - 3.2L V6 SOHC 18 Valve	DGJ = Transmission-5-Spd. Automatic,W5A580
S = SPORT	Z = CHRYSLER	29 = SPECIALTY COUPE		EGZ = Engine - 3.2L V6 Supercharged	DED = Transmission - 6-Speed Manual
X = SPECIAL					DGU = Transmission - 5-Spd Automatic

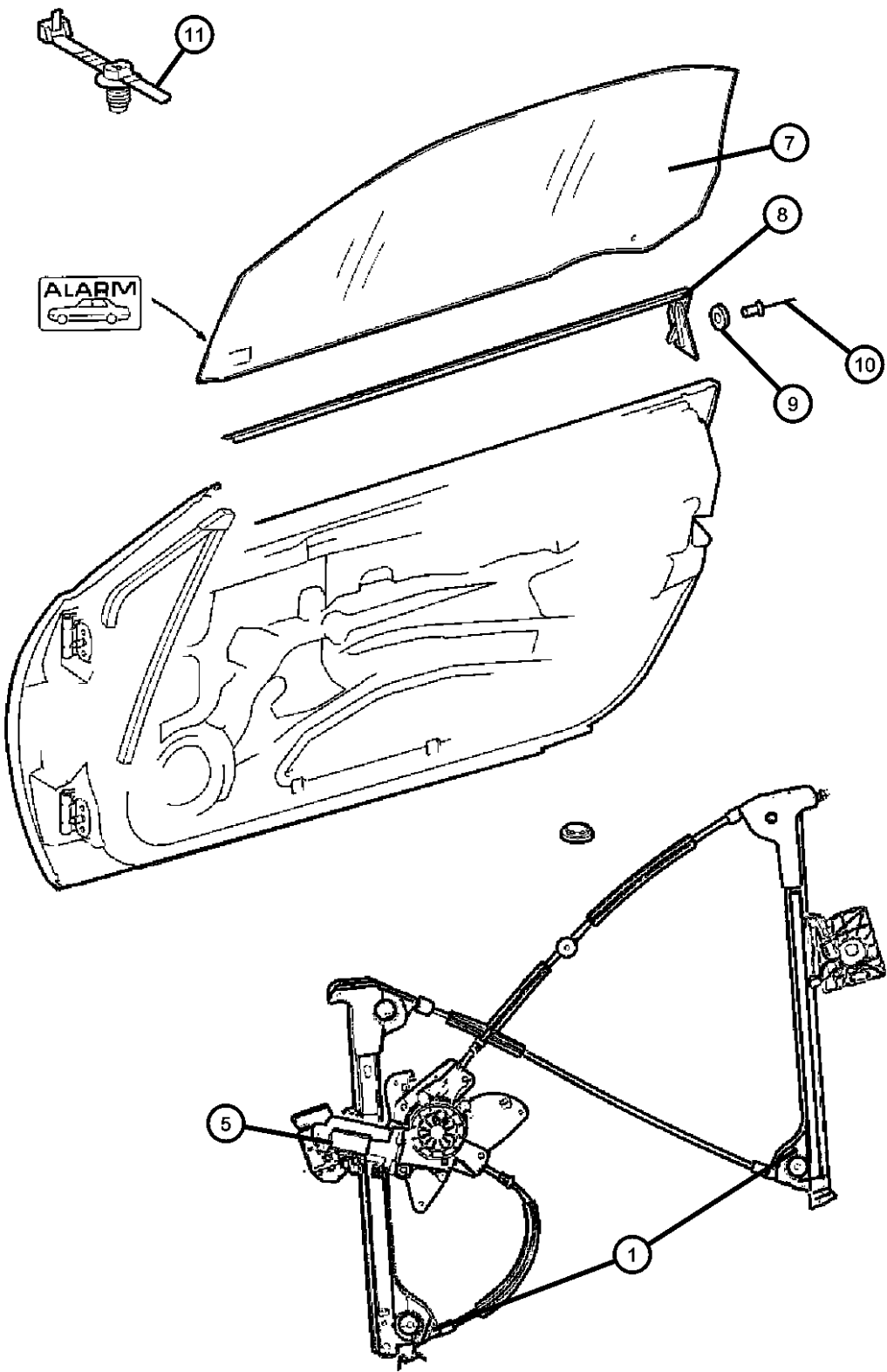
Door Shell and Hinges  
Figure DZH-110



ITEM	PART NUMBER	QTY	LINE	SERIES	BODY	ENGINE	TRANS	TRIM	DESCRIPTION
22	05101569AA	2		S	29				SCREW, M8X25
23	05098612AA	1		S	29				LINK, Inside Handle Release
24									KNOB, Door Lock
	0YA22ARKAA	1		S	29				[DR]
	0YA22BD5AA	1		S	29				[DD]
	0YA22XDVAA	1		S	29				[DV]
25	0ZA67XZAAA	1		S	29				HANDLE, Exterior Door, Right and Left
26	05101005AA	1		S	29				HANDLE, Exterior Door, Right and Left, Bearing Plate
27									BEZEL, Outside Door Handle
	05099152AA	1		S	29				Front, Right
	05099153AA	1		S	29				Front, Left
28	05099153AA	1							HANDLE, Door Interior, Serviced with Door Trim Panel, (NOT SERVICED),
29									COVER, Door, Rear edge
	05097504AA	1		S	29				Left
	05097505AA	1		S	29				Right
-30	06104524AB	3		S	29				SCREW, Tapping, Cover
-31	05101215AA	3		S	29				RETAINER, Cover
32									BEZEL, Outside Door Handle
	05099154AA	1		S	29				Rear, Right
	05099155AA	1		S	29				Rear, Left

CROSSFIRE (ZH)					
SERIES	LINE	BODY	ENGINE	TRANSMISSION	
P = PREMIUM	C = CHRYSLER	27 = 2-DR CONVERTIBLE	EGX = Engine - 3.2L V6 SOHC 18 Valve	DGJ = Transmission-5-Spd. Automatic,W5A580	
S = SPORT	Z = CHRYSLER	29 = SPECIALTY COUPE	EGZ = Engine - 3.2L V6 Supercharged	DED = Transmission - 6-Speed Manual	
X = SPECIAL				DGU = Transmission - 5-Spd Automatic	

Door Glass and Regulators  
Figure DZH-120



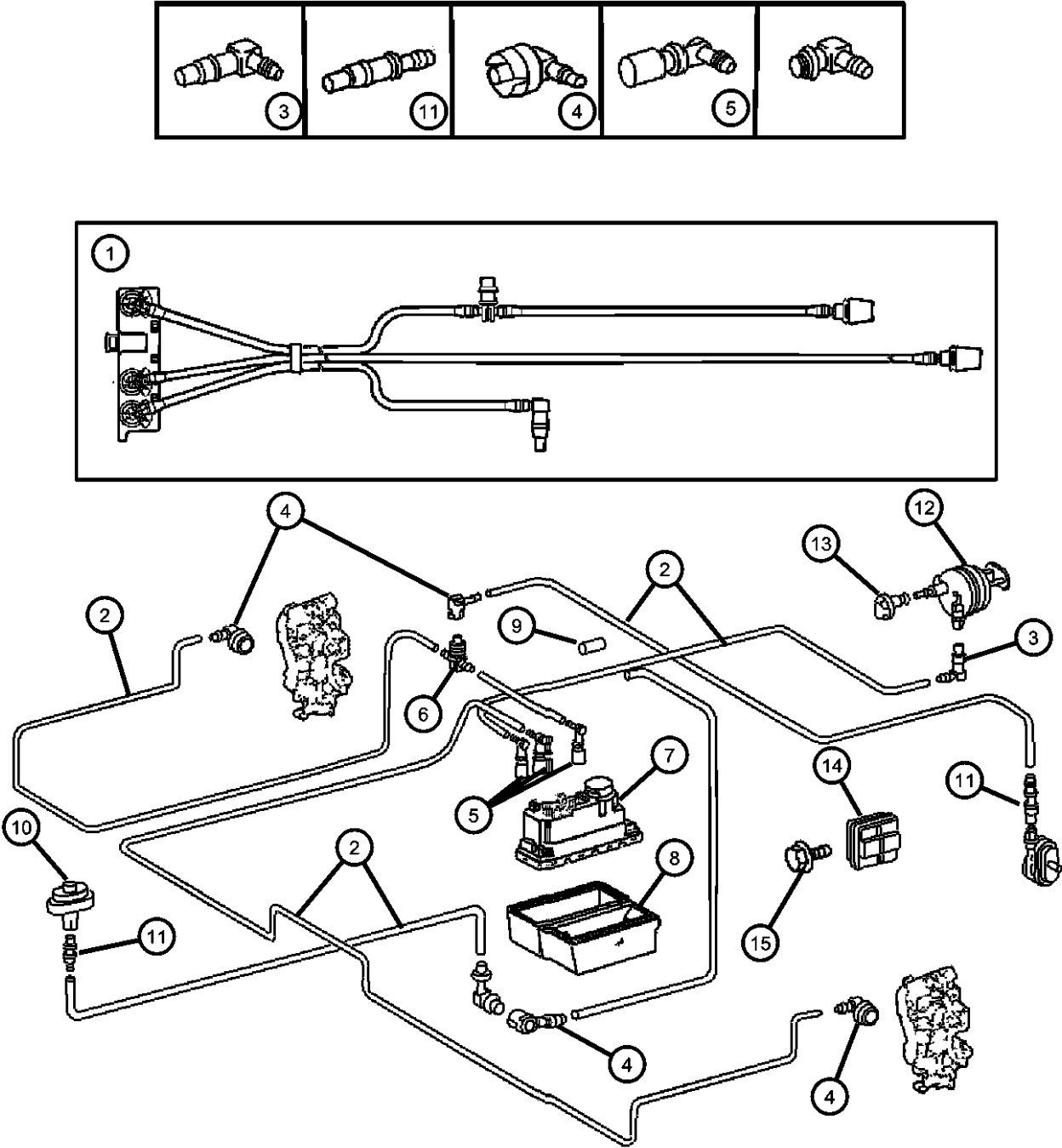
ITEM	PART NUMBER	QTY	LINE	SERIES	BODY	ENGINE	TRANS	TRIM	DESCRIPTION
1									REGULATOR, Front Door Window
	05099654AA	1		S	29				Right
	05099655AA	1		S	29				Left
-2									PLATE, Window Regulator
	05103434AA	1		S	29				Right
	05103437AA	1		S	29				Left
-3	05101661AA	1		S	29				SCREW, Window Regulator
-4	06104869AA	3		S	29				RIVET, RIVET
5									MOTOR, Window Regulator
	05097930AA	1		S	29				Right
	05097931AA	1		S	29				Left
-6	05101502AA	3		S	29				SCREW, SCREW
7									GLASS, Front Door
	05096790AA	1		S	29				Right
	05096791AA	1		S	29				Left
8									WEATHERSTRIP, Door Belt Moulding
	05098668AA	1		S	29				Right
	05098669AA	1		S	29				Left
9	05096567AB	1		S	29				WASHER, WASHER
10	06104904AA	1		S	29				RIVET, RIVET
11	06104769AA	1		S	29				STRAP

CROSSFIRE (ZH)				
SERIES	LINE	BODY	ENGINE	TRANSMISSION
P = PREMIUM	C = CHRYSLER	27 = 2-DR CONVERTIBLE	EGX = Engine - 3.2L V6 SOHC 18 Valve	DGJ = Transmission-5-Spd. Automatic,W5A580
S = SPORT	Z = CHRYSLER	29 = SPECIALTY COUPE	EGZ = Engine - 3.2L V6 Supercharged	DED = Transmission - 6-Speed Manual
X = SPECIAL				DGU = Transmission - 5-Spd Automatic




Vacuum System, Central Locking  
Figure DZH-130

ITEM	PART NUMBER	QTY	LINE	SERIES	BODY	ENGINE	TRANS	TRIM	DESCRIPTION
1									HARNESS, Vacuum, Door Lock, Contains items 2-7
	05102630AA	1	Z	S	29				
	05102631AA	1	C	S	29				
2	05098831AA	11		S	29				HOSE, Vacuum, 25 Meters Long
3	05170623AA	1							TEE, Vacuum
4	05127436AA	11		S	29				COUPLING, Hose
5	05170624AA	1							CONNECTOR, Vacuum
6	05170625AA	1							TEE, Vacuum
7	05102774AA	1		S	29				ACTUATOR, Power Door Lock
8	05127711AA	1		S	29				COVER
9	05102950AA	99		S	29				CAP
10	05098946AA	1		S	29				ACTUATOR, A/C and Heater
11	05127438AA	11		S	29				PLUG
12	05099251AA	1		S	29				MOTOR
13	05102812AA	1		S	29				LATCH
14	05101641AA	1		S	29				RESERVOIR, Vacuum
15	05097657AA	4		S	29				SCREW
-16	05099202AA	2	Z	S	29				NUT, U



CROSSFIRE (ZH)		BODY		ENGINE	TRANSMISSION
SERIES	LINE				
P = PREMIUM	C = CHRYSLER	27 = 2-DR CONVERTIBLE		EGX = Engine - 3.2L V6 SOHC 18 Valve	DGJ = Transmission-5-Spd. Automatic,W5A580
S = SPORT	Z = CHRYSLER	29 = SPECIALTY COUPE		EGZ = Engine - 3.2L V6 Supercharged	DED = Transmission - 6-Speed Manual
X = SPECIAL					DGU = Transmission - 5-Spd Automatic

**Mirror, Exterior  
Figure DZH-510**



ITEM	PART NUMBER	QTY	LINE	SERIES	BODY	ENGINE	TRANS	TRIM	DESCRIPTION
1									MIRROR, Outside Rearview
	1AC73P41AA	1		S	29				[41] LHD. Europe, Left
	1AC73P61AA	1		S	29				[61] LHD. Europe, Left
	1AC73PDRAA	1		S	29				[DR] LHD. Europe, Left
	1AC73PRHAA	1		S	29				[RH] LHD. Europe, Left
	1AC73PS3AA	1		S	29				[S3] LHD. Europe, Left
	1AC76P41AA	1		S	29				[41] LHD, Canada, Europe, Right
	1AC76P61AA	1		S	29				[61] LHD, Canada, Europe, Right
	1AC76PDRAA	1		S	29				[DR] LHD, Canada, Europe, Right
	1AC76PRHAA	1		S	29				[RH] LHD, Canada, Europe, Right
	1AC76PS3AA	1		S	29				[S3] LHD, Canada, Europe, Right
	1AC77P41AA	1		S	29				[41] RHD, Japan, Ireland, South Africa, U.K., Left
	1AC77P61AA	1		S	29				[61] RHD, Japan, Ireland, South Africa, U.K., Left
	1AC77PDRAA	1		S	29				[DR] RHD, Japan, Ireland, South Africa, U.K., Left
	1AC77PRHAA	1		S	29				[RH] RHD, Japan, Ireland, South Africa, U.K., Left
	1AC77PS3AA	1		S	29				[S3] RHD, Japan, Ireland, South Africa, U.K., Left
	1AW22P41AA	1	Z	S	29				[41] Australia [8AL], Right
	1AW22P61AA	1	Z	S	29				[61] Australia [8AL], Right
	1AW22PDRAA	1	Z	S	29				[DR] Australia [8AL], Right
	1AW22PRHAA	1	Z	S	29				[RH] Australia [8AL], Right
	1AW22PS3AA	1	Z	S	29				[S3] Australia [8AL], Right
	1AW23P41AA	1	Z	S	29				[41] Australia [8AL], Left
	1AW23P61AA	1	Z	S	29				[61] Australia [8AL], Left
	1AW23PDRAA	1	Z	S	29				[DR] Australia [8AL], Left
	1AW23PRHAA	1	Z	S	29				[RH] Australia [8AL], Left
	1AW23PS3AA	1	Z	S	29				[S3] Australia [8AL], Left
	1AW24P41AA	1		S	29				[41] LHD - US Market, Right
	1AW24P61AA	1		S	29				[61] LHD - US Market, Right
	1AW24PDRAA	1		S	29				[DR] LHD - US Market, Right
	1AW24PRHAA	1		S	29				[RH] LHD - US Market, Right
	1AW24PS3AA	1		S	29				[S3] LHD - US Market, Right

**CROSSFIRE (ZH)**


SERIES      LINE  
P = PREMIUM    C = CHRYSLER  
S = SPORT        Z = CHRYSLER  
X = SPECIAL

BODY  
27 = 2-DR CONVERTIBLE  
29 = SPECIALTY COUPE

ENGINE  
EGX = Engine - 3.2L V6 SOHC  
18 Valve  
EGZ = Engine - 3.2L V6  
Supercharged

TRANSMISSION  
DGJ = Transmission-5-Spd.  
Automatic,W5A580  
DED = Transmission - 6-Speed  
Manual  
DGU = Transmission - 5-Spd  
Automatic

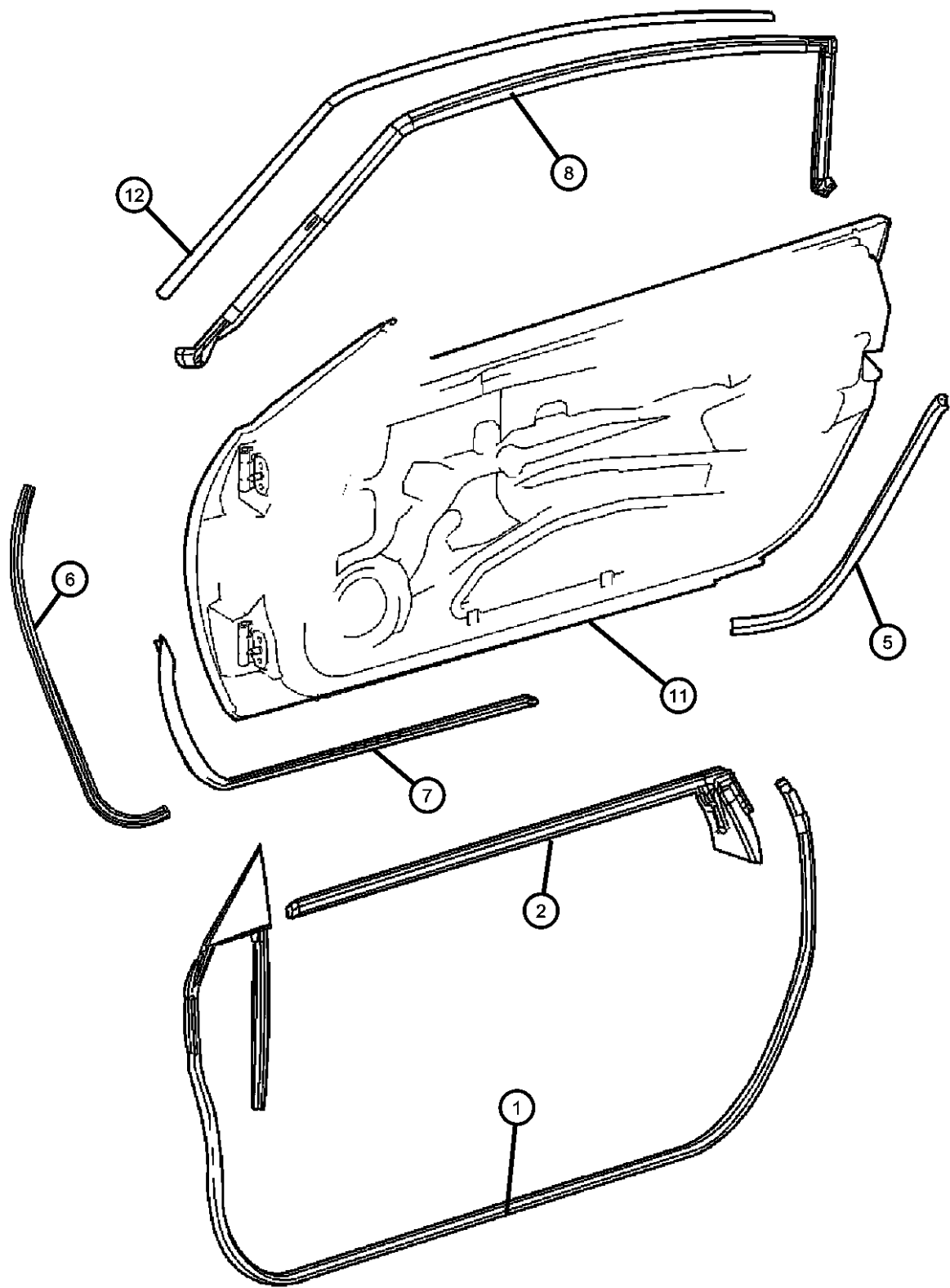
Mirror, Exterior  
Figure DZH-510



ITEM	PART NUMBER	QTY	LINE	SERIES	BODY	ENGINE	TRANS	TRIM	DESCRIPTION
	1AW25P41AA	1		S	29				[41] LHD - US Market, Left
	1AW25P61AA	1		S	29				[61] LHD - US Market, Left
	1AW25PDRAA	1		S	29				[DR] LHD - US Market, Left
	1AW25PRHAA	1		S	29				[RH] LHD - US Market, Left
	1AW25PS3AA	1		S	29				[S3] LHD - US Market, Left
	1AW26P41AA	1		S	29				[41] RHD, Japan, Ireland, South Africa, U.K., Right
	1AW26P61AA	1		S	29				[61] RHD, Japan, Ireland, South Africa, U.K., Right
	1AW26PDRAA	1		S	29				[DR] RHD, Japan, Ireland, South Africa, U.K., Right
	1AW26PRHAA	1		S	29				[RH] RHD, Japan, Ireland, South Africa, U.K., Right
	1AW26PS3AA	1		S	29				[S3] RHD, Japan, Ireland, South Africa, U.K., Right
-2									GLASS, Mirror Replacement
	05140736AA	1		S	29				RHD, Japan, Ireland, South Africa, U.K., Left
	05140737AA	1		S	29				LHD - US Market, Left
	05140738AA	1		S	29				LHD, Europe, Left
	05140739AA	1	Z	S	29				Australia [8AL], Left
	05140741AA	1		S	29				RHD, Japan, Ireland, South Africa, U.K., Right
	05140742AA	1		S	29				LHD - US Market, Right
	05140743AA	1		S	29				LHD, Canada, Europe, Right
	05140744AA	1	Z	S	29				Australia [8AL], Right
-3	05096964AA	2		S	29				SCREW, Mirror attaching

CROSSFIRE (ZH)				
SERIES	LINE	BODY	ENGINE	TRANSMISSION
P = PREMIUM	C = CHRYSLER	27 = 2-DR CONVERTIBLE	EGX = Engine - 3.2L V6 SOHC 18 Valve	DGJ = Transmission-5-Spd. Automatic,W5A580
S = SPORT	Z = CHRYSLER	29 = SPECIALTY COUPE	EGZ = Engine - 3.2L V6 Supercharged	DED = Transmission - 6-Speed Manual
X = SPECIAL				DGU = Transmission - 5-Spd Automatic

Weatherstrips and Seals  
Figure DZH-610



ITEM	PART NUMBER	QTY	LINE	SERIES	BODY	ENGINE	TRANS	TRIM	DESCRIPTION
1	05096796AA	1		S	29				WEATHERSTRIP, Door Opening Right
	05096797AA	1		S	29				Left
2	05098668AA	1		S	29				WEATHERSTRIP, Door Belt Moulding Right
	05098669AA	1		S	29				Left
-3	06104904AA	1		S	29				RIVET, RIVET, Weatherstrip
-4	05096567AB	1		S	29				WASHER, WASHER, Weatherstrip
5	05097385AA	2		S	29				GUARD, Door Edge
6	05097386AA	2		S	29				GUARD, Door Edge
7	05101332AA	1		S	29				SEAL, Body Side Right
	05101333AA	1		S	29				Left
8	05098670AA	1		S	29				WEATHERSTRIP, Door Glass Right
	05098671AA	1		S	29				Left
-9	05101221AA	6		S	29				PLUG
-10	05101221AA	6							SCREW, (NOT SERVICED)
11	05097502AA	1		S	29				SEAL, Door Right
	05097503AA	1		S	29				Left
12	05096798AA	1		S	29				RETAINER, Door Glass Weatherstrip Right
	05096799AA	1		S	29				Left

CROSSFIRE (ZH)				
SERIES	LINE	BODY	ENGINE	TRANSMISSION
P = PREMIUM	C = CHRYSLER	27 = 2-DR CONVERTIBLE	EGX = Engine - 3.2L V6 SOHC 18 Valve	DGJ = Transmission-5-Spd. Automatic,W5A580
S = SPORT	Z = CHRYSLER	29 = SPECIALTY COUPE	EGZ = Engine - 3.2L V6 Supercharged	DED = Transmission - 6-Speed Manual
X = SPECIAL				DGU = Transmission - 5-Spd Automatic

# Group - EZH

## Exterior Ornamentation

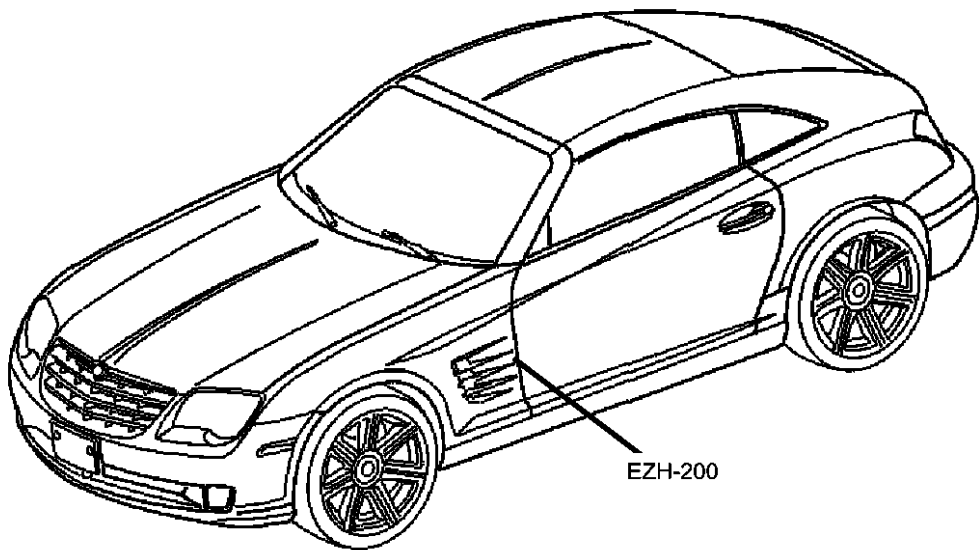
### Group - EZH Exterior Ornamentation

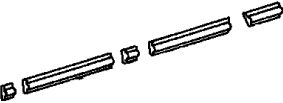
Illustration Title

Group-Fig. No.

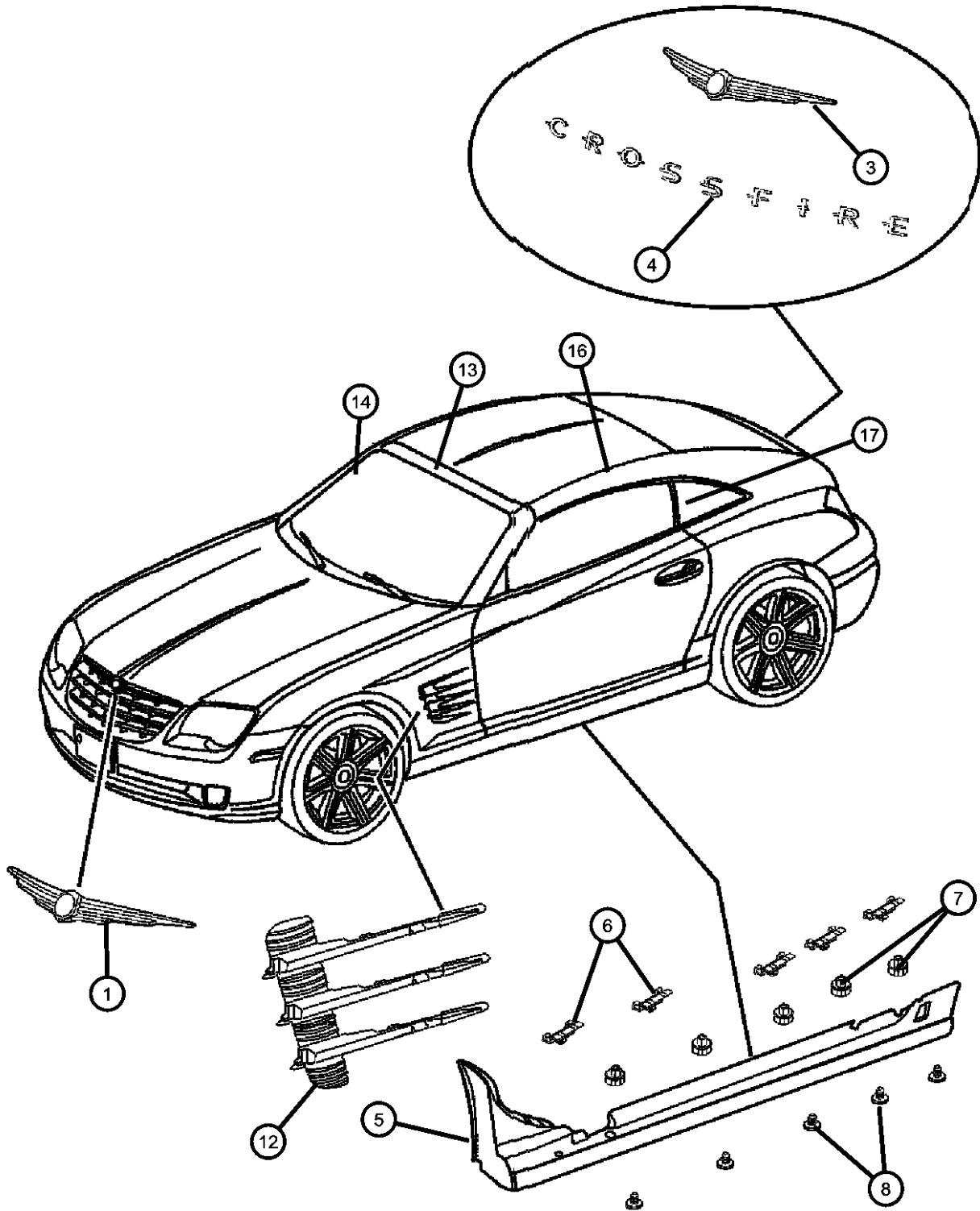
### Moldings and Ornamentation

Ornamentation..... Fig. EZH - 210



<div>EZH-200</div> <div>Moldings and Ornamentation</div> <div></div>			
--	--	--	--

Ornamentation  
Figure EZH-210

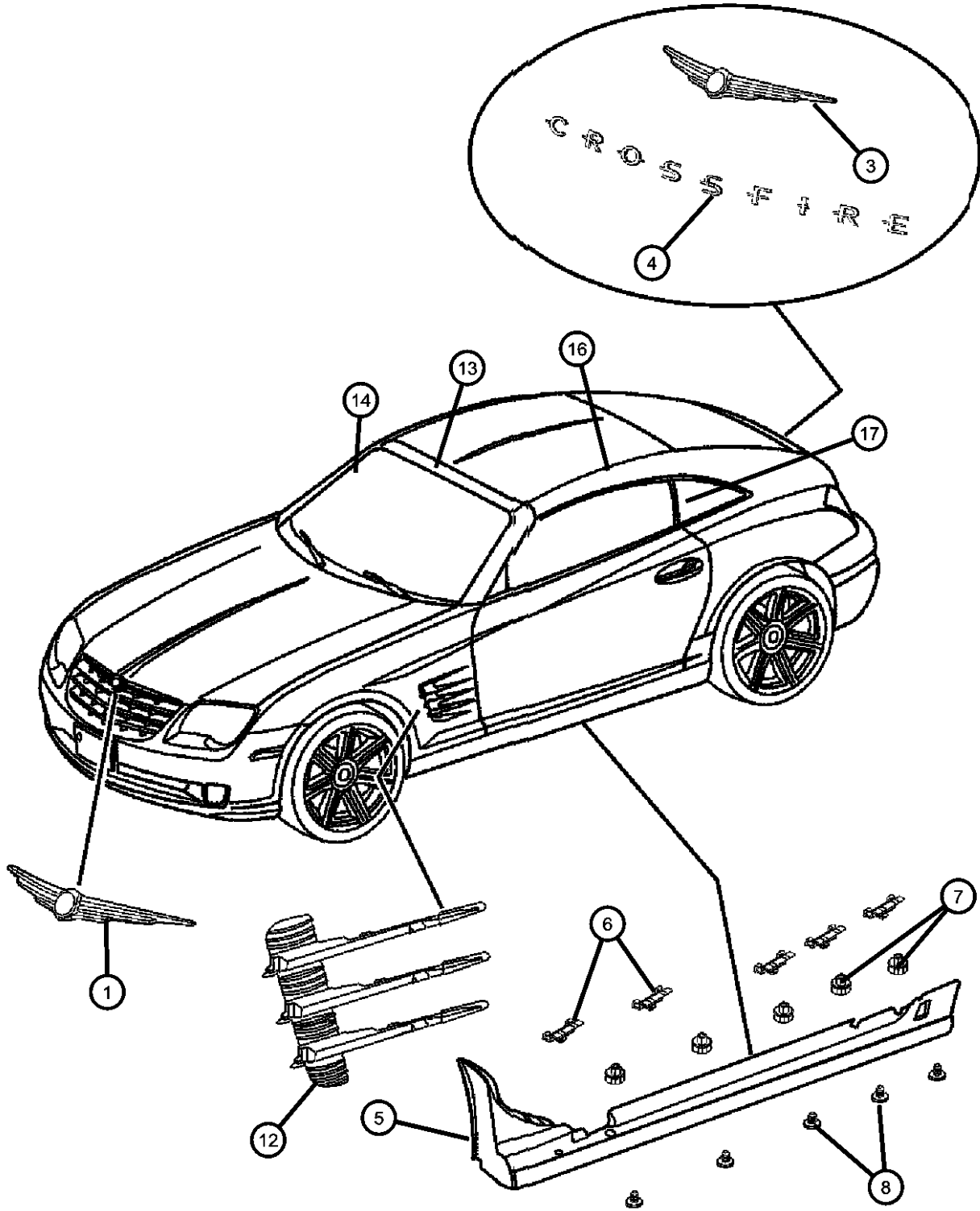


ITEM	PART NUMBER	QTY	LINE	SERIES	BODY	ENGINE	TRANS	TRIM	DESCRIPTION
1	05101347AA	1		S	29				PLINTH, Winged Medallion
-2	05096429AA	6		S	29				RETAINER, Hood Ornament
3	05101681AA	1		S	29				EMBLEM, Decklid, Winged Victory
4	0YB23401AA	1		S	29				NAMEPLATE
5									PANEL, Sill
	0YA02P41AA	1		S	29				[41], Right
	0YA02P61AA	1		S	29				[61], Right
	0YA02PDRAA	1		S	29				[DR], Right
	0YA02PRHAA	1		S	29				[RH], Right
	0YA02PS3AA	1		S	29				[S3], Right
	0YA03P41AA	1		S	29				[41], Left
	0YA03P61AA	1		S	29				[61], Left
	0YA03PDRAA	1		S	29				[DR], Left
	0YA03PRHAA	1		S	29				[RH], Left
	0YA03PS3AA	1		S	29				[S3], Left
6	05101311AA	5		S	29				CLIP, Molding, Sill
7	05097086AA	4		S	29				GROMMET
8	05097735AA	4		S	29				RIVET, Plastic
-9									SEAL, Body Side
	05101332AA	1		S	29				Right
	05101333AA	1		S	29				Left
-10									BRACKET, Sill, Triangle Shape, Rear of Sill
	05098661AA	1		S	29				Right
	05098662AA	1		S	29				Left
-11									BRACKET, Sill To Fender
	05098664AA	1		S	29				Right
	05098665AA	1		S	29				Left
12									LOUVER, Fender
	05099164AA	1		S	29				Right
	05099165AA	1		S	29				Left
13	05099989AA	1		S	29				MOLDING, Windshield GarnishUpper
14									MOLDING, Windshield Garnish
	05097980AA	1		S	29				Right

CROSSFIRE (ZH)					
SERIES	LINE	BODY	ENGINE	TRANSMISSION	
P = PREMIUM	C = CHRYSLER	27 = 2-DR CONVERTIBLE	EGX = Engine - 3.2L V6 SOHC 18 Valve	DGJ = Transmission-5-Spd. Automatic,W5A580	
S = SPORT	Z = CHRYSLER	29 = SPECIALTY COUPE	EGZ = Engine - 3.2L V6 Supercharged	DED = Transmission - 6-Speed Manual	
X = SPECIAL				DGU = Transmission - 5-Spd Automatic	

Ornamentation  
Figure EZH-210

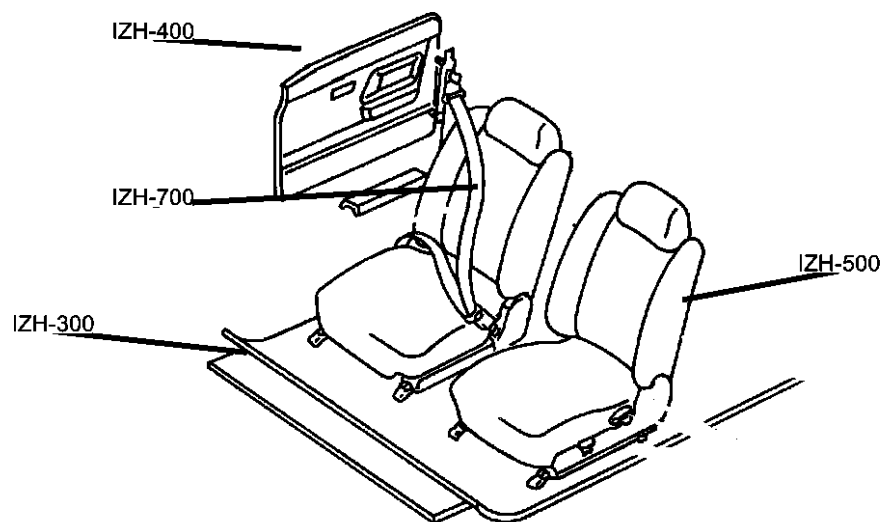
ITEM	PART NUMBER	QTY	LINE	SERIES	BODY	ENGINE	TRANS	TRIM	DESCRIPTION
	05097981AA	1		S	29				Left
-15	05101349AA	2		S	29				CLIP, Windshield Molding
16									MOLDING, Drip Rail
	0YA00P41AA	1		S	29				[41], Right
	0YA00P61AA	1		S	29				[61], Right
	0YA00PDRAA	1		S	29				[DR], Right
	0YA00PRHAA	1		S	29				[RH], Right
	0YA00PS3AA	1		S	29				[S3], Right
	0YA01P41AA	1		S	29				[41], Left
	0YA01P61AA	1		S	29				[61], Left
	0YA01PDRAA	1		S	29				[DR], Left
	0YA01PRHAA	1		S	29				[RH], Left
	0YA01PS3AA	1		S	29				[S3], Left
17									COVER, Rear Window Moulding
	05101328AA	1		S	29				Right
	05101329AA	1		S	29				Left



CROSSFIRE (ZH)				
SERIES	LINE	BODY	ENGINE	TRANSMISSION
P = PREMIUM	C = CHRYSLER	27 = 2-DR CONVERTIBLE	EGX = Engine - 3.2L V6 SOHC 18 Valve	DGJ = Transmission-5-Spd. Automatic,W5A580
S = SPORT	Z = CHRYSLER	29 = SPECIALTY COUPE	EGZ = Engine - 3.2L V6 Supercharged	DED = Transmission - 6-Speed Manual
X = SPECIAL				DGU = Transmission - 5-Spd Automatic

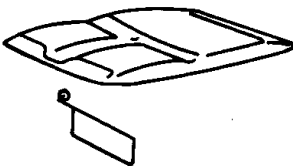
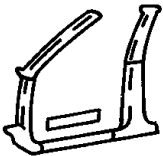

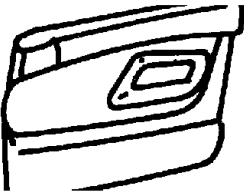

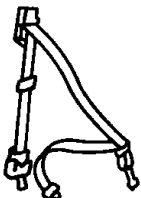
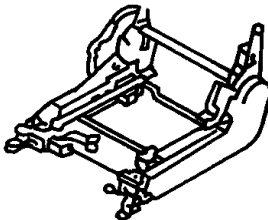
# Group - IZH

## Interior Trim



### Group - IZH Interior Trim

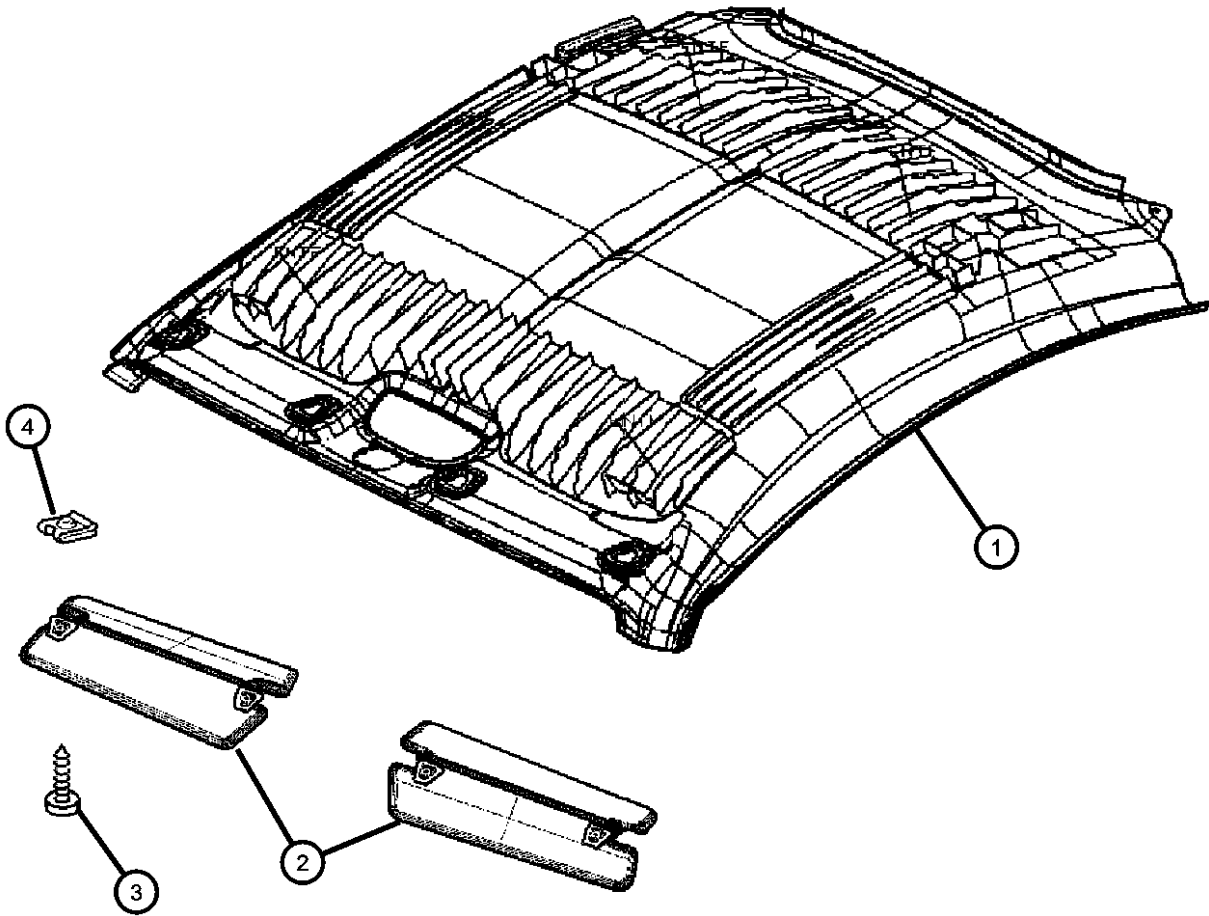
Illustration Title	Group-Fig. No.
<b>Headliner and Visor</b>	
Headliner and Visor .....	Fig. IZH - 110
<b>Quarter Panels and Scuff Plates</b>	
Upper Front & Rear Trim Panels .....	Fig. IZH - 210
Lower Trim .....	Fig. IZH - 220
<b>Carpets, Mats and Insulation</b>	
Carpet Front .....	Fig. IZH - 310
Rear Luggage Compartment .....	Fig. IZH - 320
Silencers .....	Fig. IZH - 330
<b>Door Trim Panels-Front</b>	
Door Panel .....	Fig. IZH - 410
<b>Front Seats</b>	
Front Seat, Trim Code [GJ] .....	Fig. IZH - 510
<b>Seat Belts Front-Outer and Inner</b>	
Front Seat Belt .....	Fig. IZH - 710
<b>Adjusters, Covers, Shields, and Risers</b>	
Adjusters and Side Shields .....	Fig. IZH - 810

<b>IZH-100</b> Headliner and Visor	<b>IZH-200</b> Quarter Panels and Scuff Plates	<b>IZH-300</b> Carpets, Mats and Insulation	<b>IZH-400</b> Door Trim Panels-Front
			
<b>IZH-500</b> Front Seats	<b>IZH-700</b> Seat Belts Front-Outer and Inner	<b>IZH-800</b> Adjusters, Covers, Shields, and Risers	
			



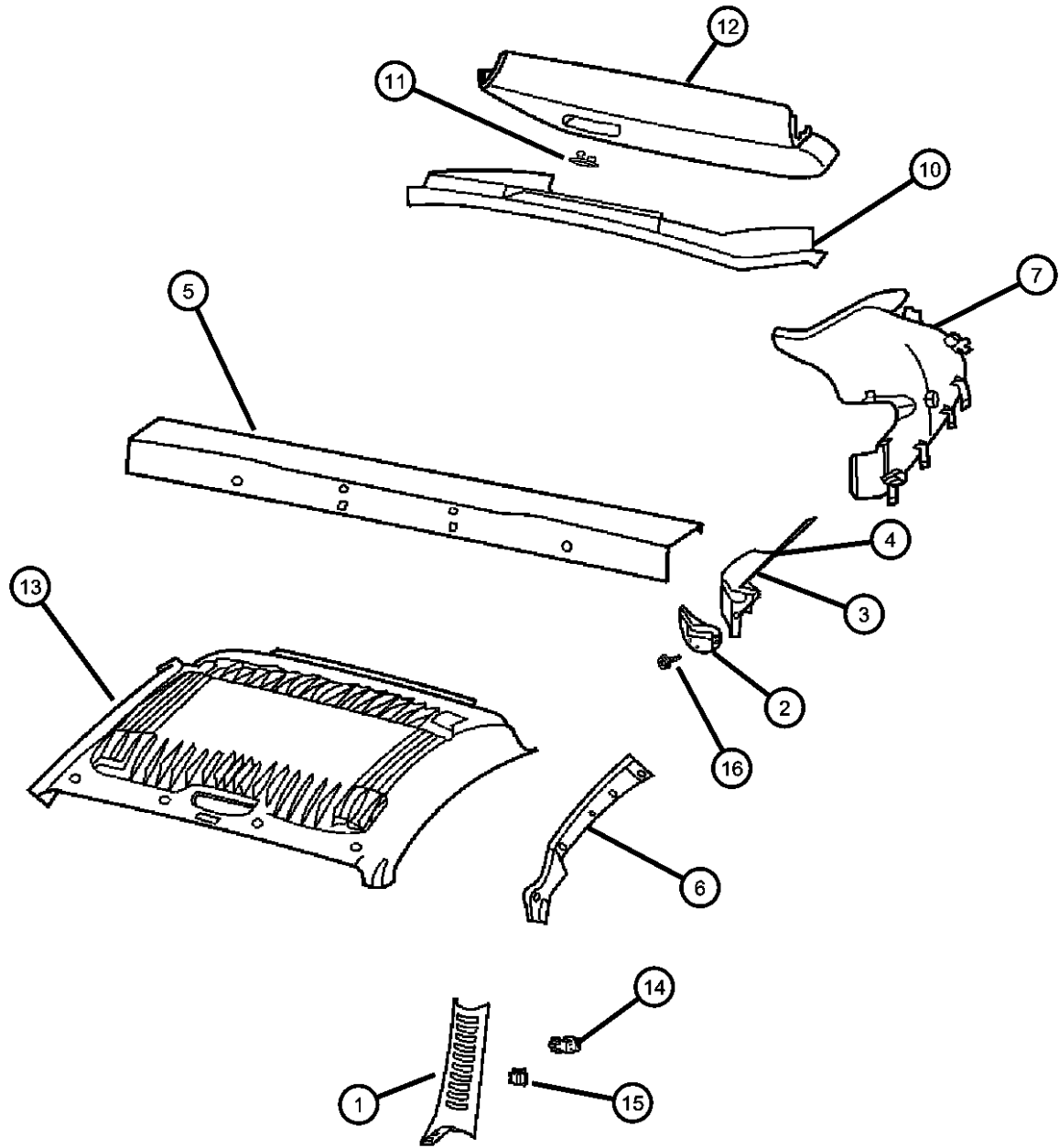
Headliner and Visor  
Figure IZH-110

ITEM	PART NUMBER	QTY	LINE	SERIES	BODY	ENGINE	TRANS	TRIM	DESCRIPTION
1									HEADLINER
	0YA78BD1AA	1		S	29			*GJ	
	0YA80BD1AA	1		S	29			*GJ	With [8DE]
2									VISOR
	0YN79XDVAA	1		S	29			*GJ	Left
	0YN80XDVAA	1		S	29			*GJ	Right
3	05101475AA	4		S	29				SCREW, Self-Tapping
4	06104737AA	4		S	29				CLIP, CLIP-SPRING



CROSSFIRE (ZH)				
SERIES	LINE	BODY	ENGINE	TRANSMISSION
P = PREMIUM	C = CHRYSLER	27 = 2-DR CONVERTIBLE	EGX = Engine - 3.2L V6 SOHC 18 Valve	DGJ = Transmission-5-Spd. Automatic,W5A580
S = SPORT	Z = CHRYSLER	29 = SPECIALTY COUPE	EGZ = Engine - 3.2L V6 Supercharged	DED = Transmission - 6-Speed Manual
X = SPECIAL				DGU = Transmission - 5-Spd Automatic

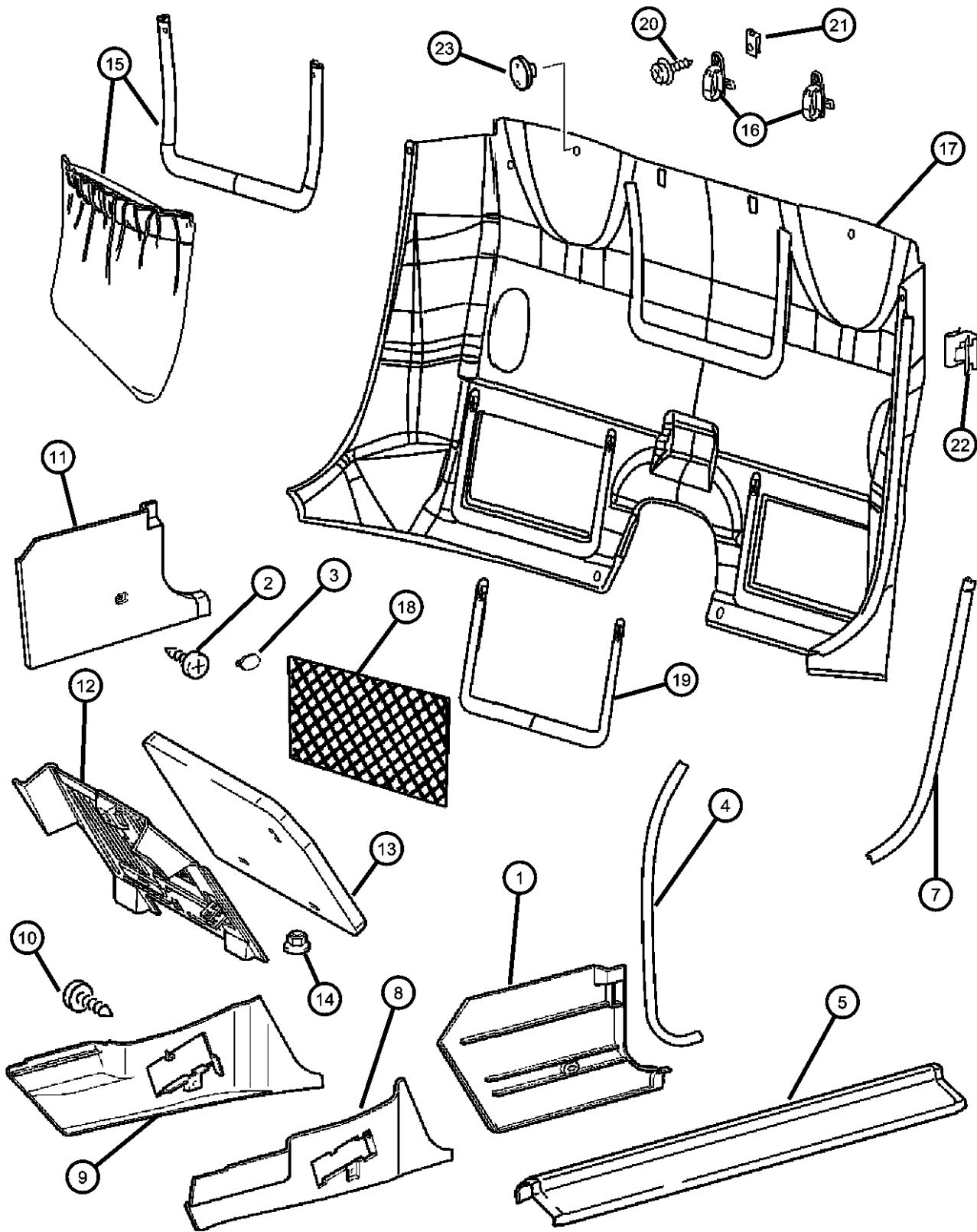
Upper Front & Rear Trim Panels  
Figure IZH-210



ITEM	PART NUMBER	QTY	LINE	SERIES	BODY	ENGINE	TRANS	TRIM	DESCRIPTION
1	0YA70BD1AA	1		S	29			*GJ	PANEL, A Pillar Right
	0YA71BD1AA	1		S	29			*GJ	Left
2	05101637AA	1		S	29				ESCUTCHEON, B Pillar Left
	05101638AA	1		S	29				Right
3	0YA72XDVAA	1		S	29			*GJ	PANEL, B Pillar Right
	0YA73XDVAA	1		S	29			*GJ	Left
4	05104962AA	4		S	29				CLIP, Spring, Panel Attaching, B Pillar
5	0YA79XDVAA	1		S	29			*GJ	COVER, Bulkhead
6	05097481AA	1		S	29				INSULATION, Roof Headliner Left
	05097480AA	1		S	29				Right
7	0YA74BD1AA	1		S	29			*GJ	PANEL, C Pillar Right
	0YA75BD1AA	1		S	29			*GJ	Left
-8	05101676AA	3		S	29				CLIP, Trim Panel, Used With C-Pillar, Outer
-9	05097710AA	4		S	29				CLIP, Retaining, Use with C-Pillar, Inner
10	0YA77XDVAA	1		S	29			*GJ	MOLDING, Rear Window
11	05101675AA	1		S	29				COVER, Access tailgate trim
12	05099133AA	1		S	29				PANEL, Deck Opening Lower
13	0YA78BD1AA	1		S	29			*GJ	HEADLINER, See Illustration 110
14	05101308AA	4		S	29				CLIP
15	05101234AA	4		S	29				CLIP
16	05098128AA	2		S	29				SCREW, Tapping

CROSSFIRE (ZH)		BODY		ENGINE	TRANSMISSION
SERIES	LINE				
P = PREMIUM	C = CHRYSLER	27 = 2-DR CONVERTIBLE		EGX = Engine - 3.2L V6 SOHC 18 Valve	DGJ = Transmission-5-Spd. Automatic,W5A580
S = SPORT	Z = CHRYSLER	29 = SPECIALTY COUPE		EGZ = Engine - 3.2L V6 Supercharged	DED = Transmission - 6-Speed Manual
X = SPECIAL					DGU = Transmission - 5-Spd Automatic

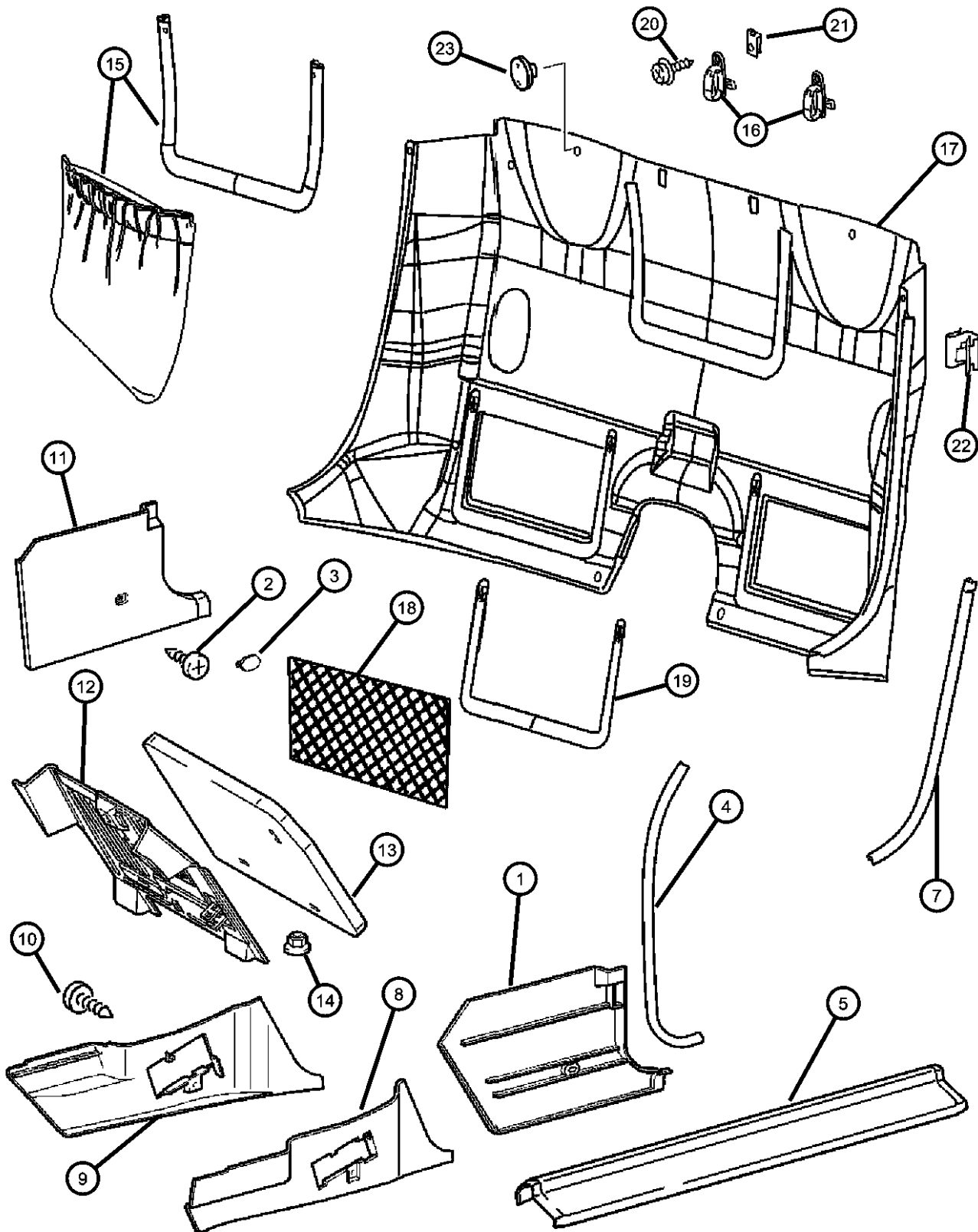
Lower Trim  
Figure IZH-220



ITEM	PART NUMBER	QTY	LINE	SERIES	BODY	ENGINE	TRANS	TRIM	DESCRIPTION
1									PANEL, Cowl
	0YA28XDVAA	1	C	S	29			*GJ	[DD], Left
	0YA30XDVAA	1	Z	S	29			*GJ	[DD], Left
		1	Z	S	29			*GJ	[DR], Left
		1	Z	S	29			*GJ	[DV], Left
	0YA31XDVAA	1	Z	S	29			*GJ	[DD], Right
		1	Z	S	29			*GJ	[DR], Right
		1	Z	S	29			*GJ	[DV], Right
		1	C	S	29			*GJ	[DR], Left
		1	C	S	29			*GJ	[DV], Left
	0YA29XDVAA	1	C	S	29			*GJ	[DD], Right
		1	C	S	29			*GJ	[DR], Right
		1	C	S	29			*GJ	[DV], Right
2	05096943AA	2		S	29				SCREW, Tapping
3	0YA41XDVAA	2		S	29				PLUG
4	05097385AA	2		S	29				GUARD, Door EdgeFront
5	0YU08XDVAA	2		S	29			*GJ	PLATE, Scuff, [DV]
-6	05101309AA	8		S	29				CLIP
7	05097386AA	2		S	29				GUARD, Door EdgeRear
8									PANEL, Cowl Lower, Footwell
	0YB03XDVAA	1	C	S	29			*GJ	Left
	0YB02XDVAA	1	Z	S	29			*GJ	Left
9									PANEL, Cowl Lower, Footwell
	0YB01XDVAA	1		S	29			*GJ	[DD], Right
		1		S	29			*GJ	[DR], Right
		1		S	29			*GJ	[DV], Right
	0YB02XDVAA	1	Z	S	29			*GJ	[DD], Left
		1	Z	S	29			*GJ	[DR], Left
		1	Z	S	29			*GJ	[DV], Left
	0YB03XDVAA	1	C	S	29			*GJ	[DD], Left
		1	C	S	29			*GJ	[DR], Left
		1	C	S	29			*GJ	[DV], Left
10	05101491AA	2		S	29				SCREW
11									PANEL, Cowl

CROSSFIRE (ZH)		BODY		ENGINE	TRANSMISSION
SERIES	LINE				
P = PREMIUM	C = CHRYSLER	27 = 2-DR CONVERTIBLE		EGX = Engine - 3.2L V6 SOHC 18 Valve	DGJ = Transmission-5-Spd. Automatic,W5A580
S = SPORT	Z = CHRYSLER	29 = SPECIALTY COUPE		EGZ = Engine - 3.2L V6 Supercharged	DED = Transmission - 6-Speed Manual
X = SPECIAL					DGU = Transmission - 5-Spd Automatic

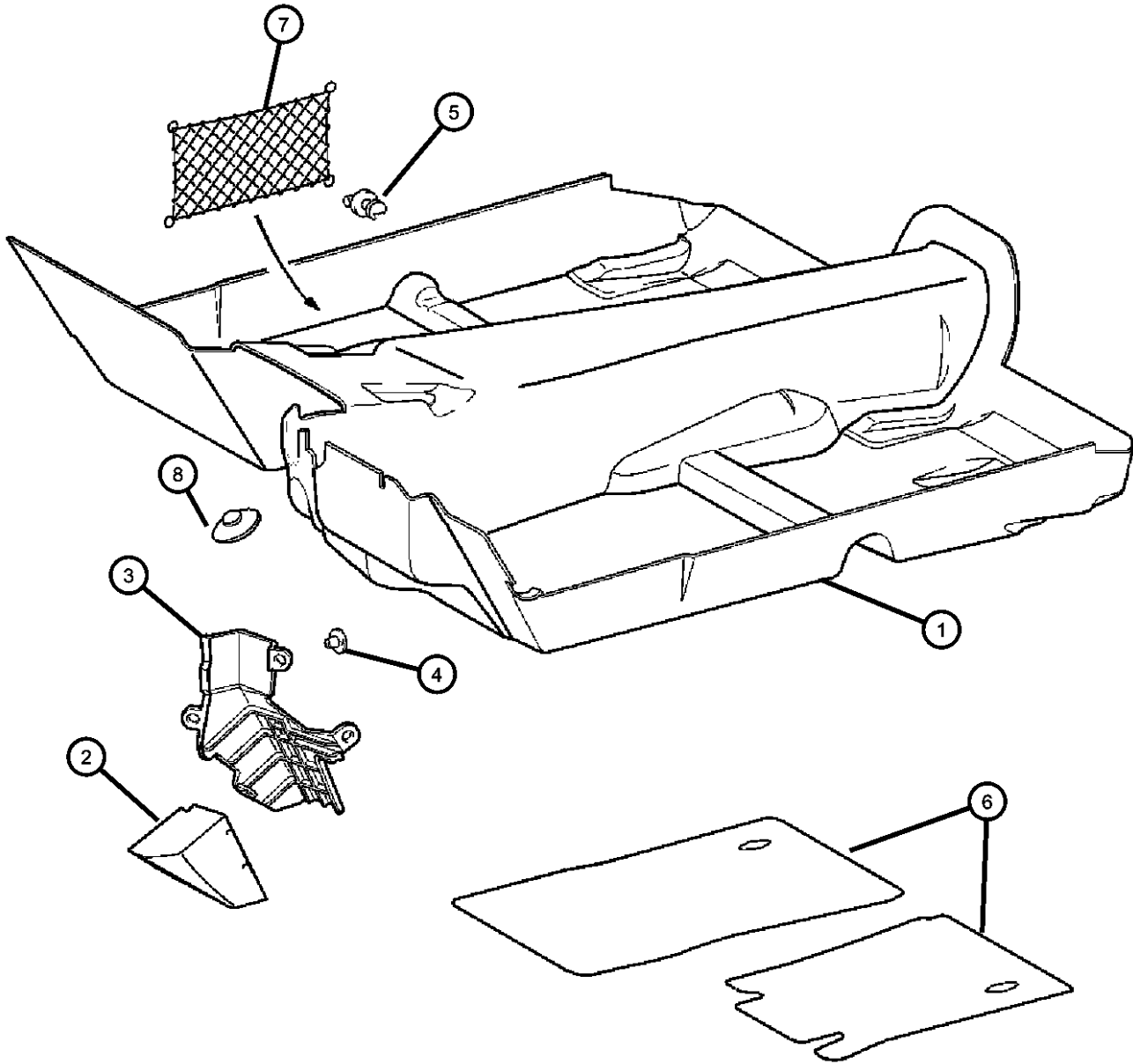
Lower Trim  
Figure IZH-220



ITEM	PART NUMBER	QTY	LINE	SERIES	BODY	ENGINE	TRANS	TRIM	DESCRIPTION
	0YA29XDVAA	1	C	S	29			*GJ	Right
	0YA31XDVAA	1	Z	S	29			*GJ	Right
12									SUPPORT
	05099953AA	1	C	S	29				
	05099957AA	1	Z	S	29				
13									ABSORBER
	05099523AA	1	Z	S	29				
	05099524AA	1	C	S	29				
14	05097067AA	1		S	29				NUT, Hex
15	05101686AA	1		S	29				BAG, Back wall
16	0YA12XDVAA	2		S	29				HOOK, Coat
17	0YA09XDVAA	1		S	29			*GJ	PANEL, Quarter
18	05101643AA	2		S	29				NET, Storage
19	05098614AA	2		S	29				BRACKET
20	05102578AA	4		S	29				SCREW, Tapping
21	06104736AA	2		S	29				NUT, Clip-On
22	05101310AA	4		S	29				CLIP
23	05103005AA	2		S	29				FASTENER
-24	05097042AA	2		S	29				SNAP, Rear Panel Top

CROSSFIRE (ZH)		BODY		ENGINE	TRANSMISSION
SERIES	LINE				
P = PREMIUM	C = CHRYSLER	27 = 2-DR CONVERTIBLE		EGX = Engine - 3.2L V6 SOHC 18 Valve	DGJ = Transmission-5-Spd. Automatic, W5A580
S = SPORT	Z = CHRYSLER	29 = SPECIALTY COUPE		EGZ = Engine - 3.2L V6 Supercharged	DED = Transmission - 6-Speed Manual
X = SPECIAL					DGU = Transmission - 5-Spd Automatic

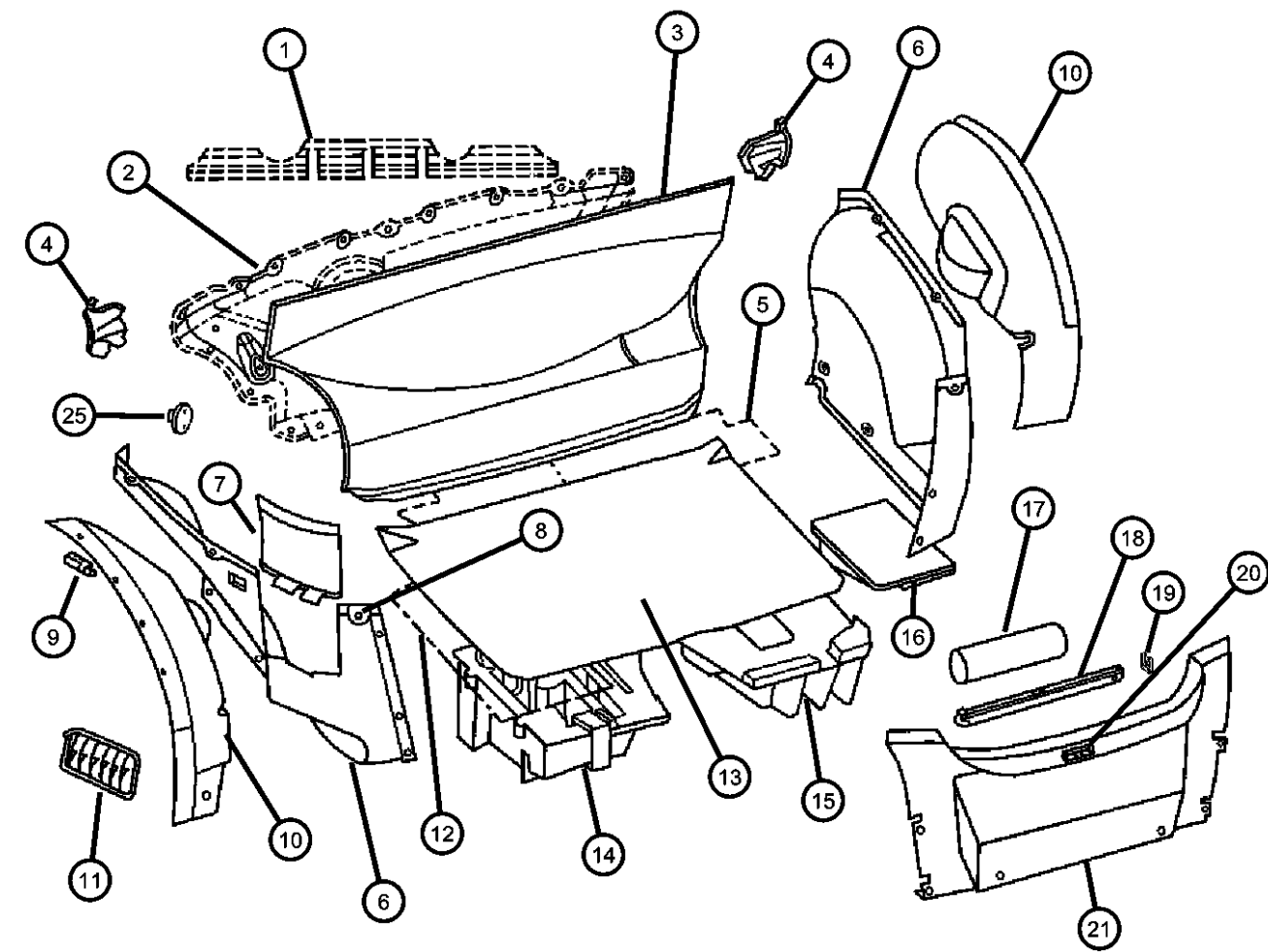
Carpet Front  
Figure IZH-310



ITEM	PART NUMBER	QTY	LINE	SERIES	BODY	ENGINE	TRANS	TRIM	DESCRIPTION
1	0XZ96XDVAA	1	C	S	29			*GJ	CARPET, Floor
								[DD]	
	0XZ97XDVAA	1	C	S	29			*GJ	[DV]
								[DD]	
2	05099527AA	1	Z	S	29			*GJ	[DD]
								[DV]	
	05096741AA	1	Z	S	29				PAD, Foot Rest
									FOOTREST
3	05096742AA	1	C	S	29				
	05097212AA	1	Z	S	29				
4	05097212AA	3		S	29				FASTENER
5	0YA18XDVAA	5		S	29				HOOK, Cargo Net
6	82208249	1							MAT KIT, Floor - Front
									Dark Slate - LHD
	82208701	1	C						Dark Slate - RHD
7	0YB04DX9AA	1		S	29			*GJ	NET, Cargo
8	0YA32XDVAA	4		S	29				CAP

CROSSFIRE (ZH)		BODY		ENGINE	TRANSMISSION
SERIES	LINE				
P = PREMIUM	C = CHRYSLER	27 = 2-DR CONVERTIBLE		EGX = Engine - 3.2L V6 SOHC 18 Valve	DGJ = Transmission-5-Spd. Automatic,W5A580
S = SPORT	Z = CHRYSLER	29 = SPECIALTY COUPE		EGZ = Engine - 3.2L V6 Supercharged	DED = Transmission - 6-Speed Manual
X = SPECIAL					DGU = Transmission - 5-Spd Automatic

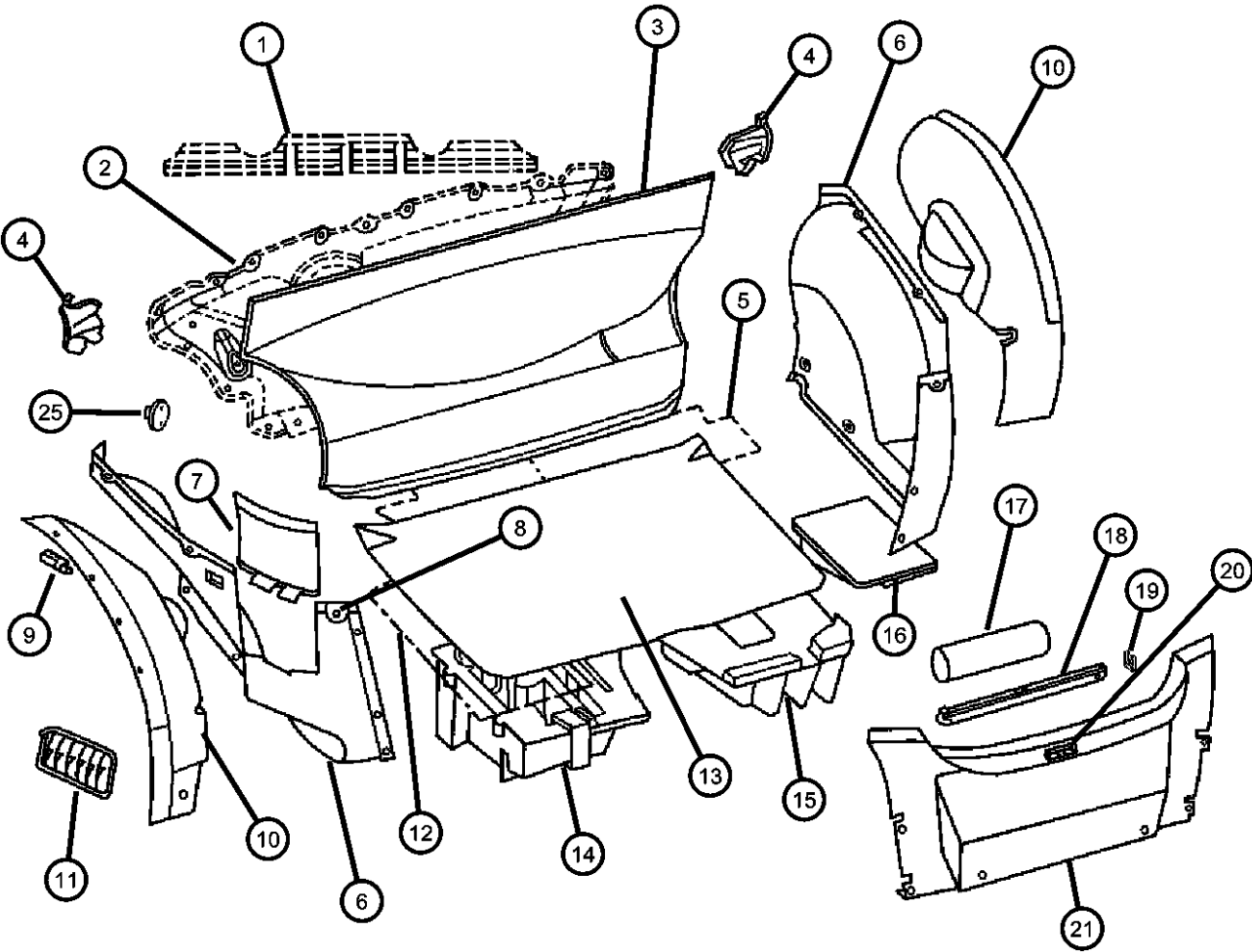
Rear Luggage Compartment  
Figure IZH-320

	ITEM	PART NUMBER	QTY	LINE	SERIES	BODY	ENGINE	TRANS	TRIM	DESCRIPTION
	1	05097375AA	1		S	29				SILENCER, Shelf Extension
	2	05097370AA	1		S	29				INSULATOR, Fuel Pump
	3	0YA82XDVAA	1		S	29			*GJ	CARPET, Rear Bulkhead
	4									SHIELD, Fuel Tank
		05097373AA	1		S	29				Left
		05097374AA	1		S	29				Right
	5	05097369AA	1		S	29				SILENCER, Floor Pan
	6									CARPET, Cargo Side Trim
		0YR85XDVAA	1		S	29				Left
		0YR86XDVAA	1		S	29				Right
	7									COVER, Taillamp
		0YU00XDVAA	1		S	29			*GJ	Right
		0YU01XDVAA	1		S	29			*GJ	Left
	8	05101135AA	3		S	29				CLIP, Rear Window Molding, Attaching, Quarter Trim
	9	05097658AA	1		S	29				LAMP, Luggage Compartment
	10									SILENCER, Wheelhouse
		05097482AA	1		S	29				Right
		05097479AA	1		S	29				Left
	11	05102598AA	1		S	29				EXHAUSTER, Quarter Panel
	12	05097484AA	1		S	29				INSULATION, Rear Compartment
	13	0YR84XDVAA	1		S	29				CARPET, Luggage Compartment
	14	05099129AA	1		S	29				TRAY, Molded Cargo
	15	05099128AA	1		S	29				TRAY, Molded Cargo
	16	05098262AA	1		S	29				FOAM, Insulator
	17	05102755AA	1		S	29				BAG, First Aid Kit
	18	05102801AA	1		S	29				TRIANGLE, Warning
	19	05097710AA	4		S	29				CLIP, Retaining
	20	0YU03XDVAA	1		S	29			*GJ	COVER, Tailgate Latch
	21									PANEL, Trim loading sill
		0YA76XDVAA	1		S	29			*GJ	[DD] Domestic
			1		S	29			*GJ	[DR] Domestic
			1		S	29			*GJ	[DV] Domestic
		0YA81XDVAA	1		S	29			*GJ	[DD] Export
			1		S	29			*GJ	[DR] Export

CROSSFIRE (ZH)				
SERIES	LINE	BODY	ENGINE	TRANSMISSION
P = PREMIUM	C = CHRYSLER	27 = 2-DR CONVERTIBLE	EGX = Engine - 3.2L V6 SOHC 18 Valve	DGJ = Transmission-5-Spd. Automatic,W5A580
S = SPORT	Z = CHRYSLER	29 = SPECIALTY COUPE	EGZ = Engine - 3.2L V6 Supercharged	DED = Transmission - 6-Speed Manual
X = SPECIAL				DGU = Transmission - 5-Spd Automatic

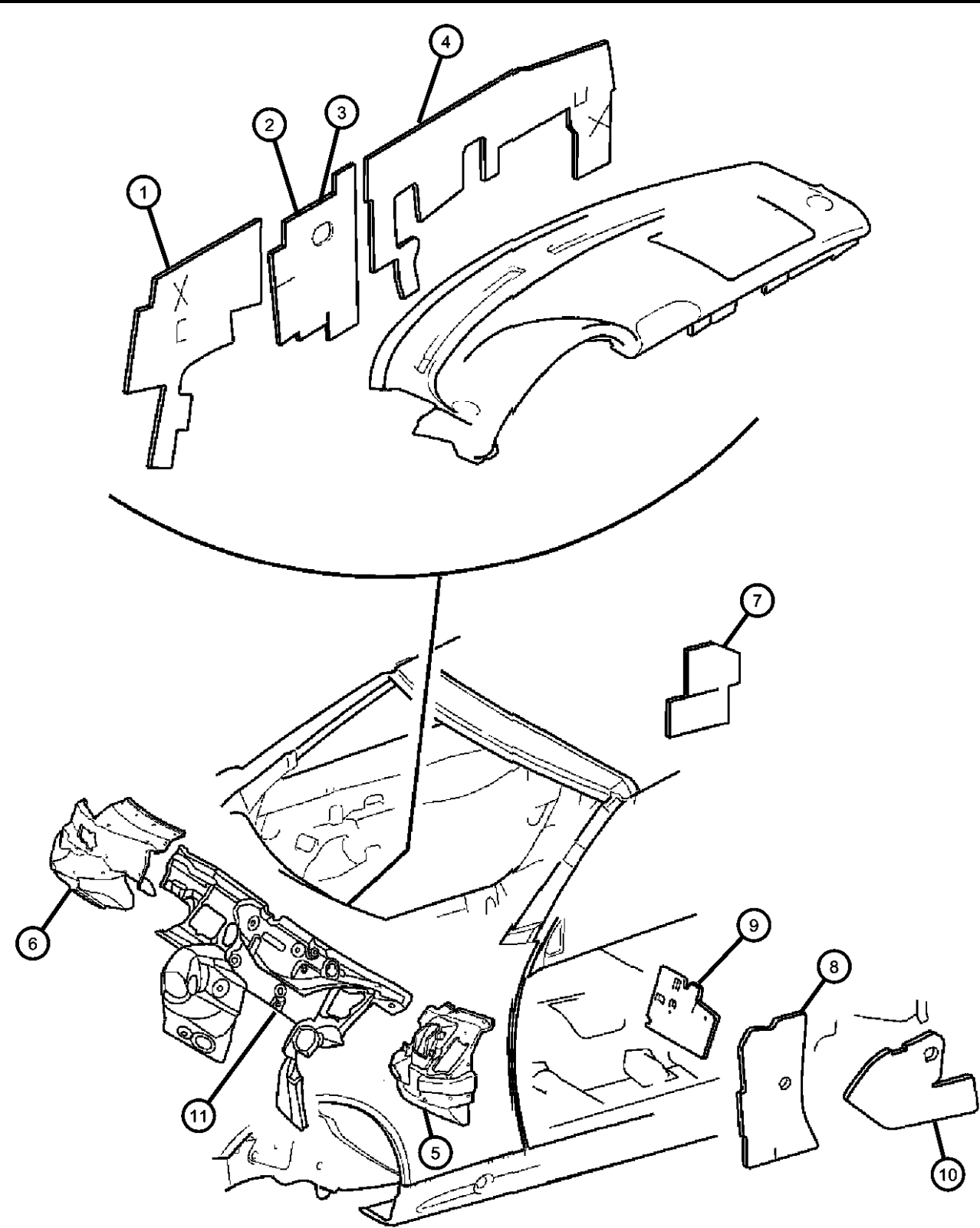
Rear Luggage Compartment  
Figure IZH-320

ITEM	PART NUMBER	QTY	LINE	SERIES	BODY	ENGINE	TRANS	TRIM	DESCRIPTION
		1		S	29			*GJ	[DV] Export
-22	05101676AA	4		S	29				CLIP, Trim Panel, Trim Trunk Lid
-23	05101464AA	2		S	29				CLIP, Trim Side Wall Inner
-24	05101351AA	2		S	29				CLIP, Trim Panel, Rear Panel Top
25	05103438AA	2		S	29				FASTENER, Panel



CROSSFIRE (ZH)					
SERIES	LINE	BODY	ENGINE	TRANSMISSION	
P = PREMIUM	C = CHRYSLER	27 = 2-DR CONVERTIBLE	EGX = Engine - 3.2L V6 SOHC 18 Valve	DGJ = Transmission-5-Spd. Automatic,W5A580	
S = SPORT	Z = CHRYSLER	29 = SPECIALTY COUPE	EGZ = Engine - 3.2L V6 Supercharged	DED = Transmission - 6-Speed Manual	
X = SPECIAL				DGU = Transmission - 5-Spd Automatic	

Silencers  
Figure IZH-330

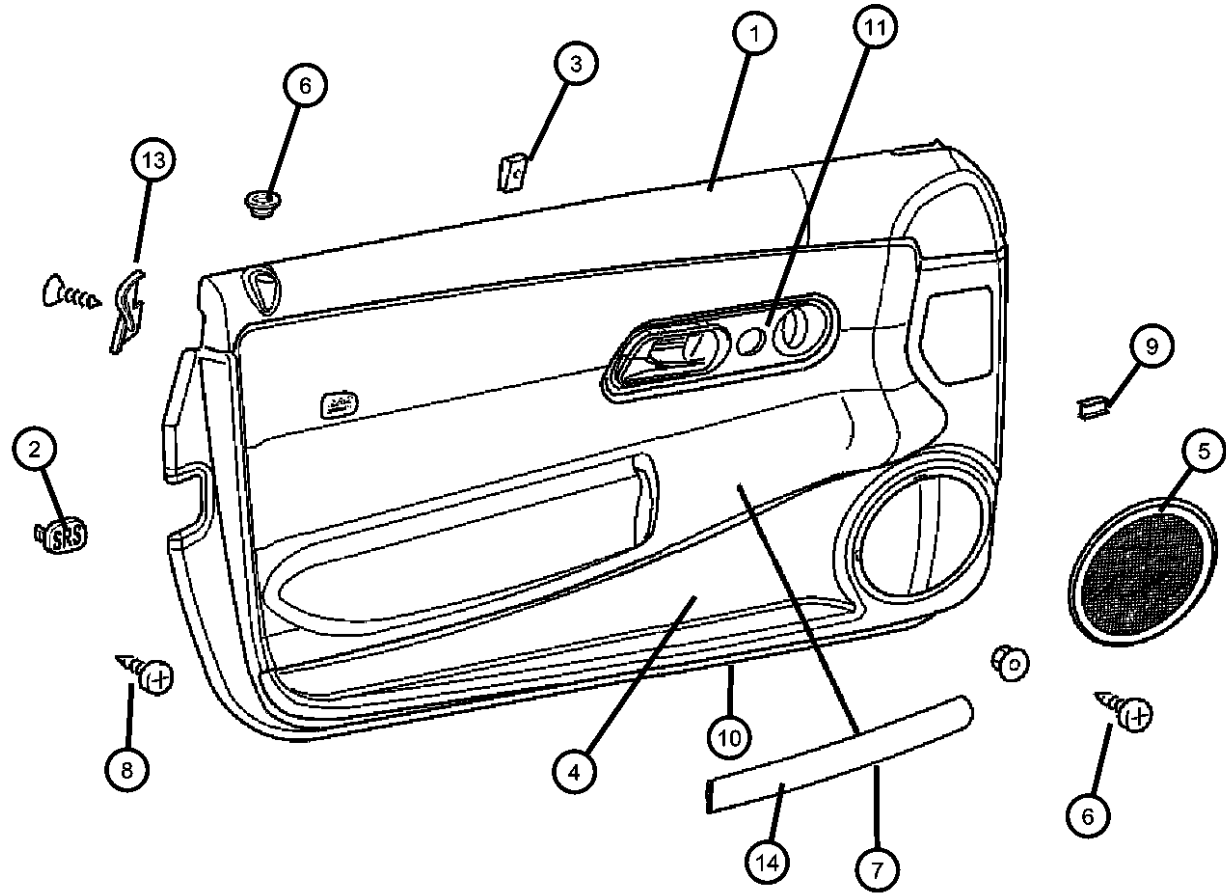


ITEM	PART NUMBER	QTY	LINE	SERIES	BODY	ENGINE	TRANS	TRIM	DESCRIPTION
1	05101271AA	1		S	29				SILENCER, Dash Panel
2	05098610AA	1	C	S	29				SILENCER, Panel Inner
3	05101272AA	1	Z	S	29				SILENCER, Dash Panel
4	05098611AA	1		S	29				SILENCER, Dash Panel
5									INSULATOR
	05101273AA	1	C	S	29				Left
	05101278AA	1	Z	S	29				Left
6									INSULATOR
	05101276AA	1	C	S	29				Right
	05101277AA	1	Z	S	29				Right
7	05096707AA	1		S	29				SILENCER, B-Pillar
8	05096708AA	2		S	29				SILENCER, Fender to Hinge Pillar
9									SILENCER, Rear Shelf
	05097371AA	1		S	29				Left
	05097372AA	1		S	29				Right
10									SILENCER, Wheelhouse
	05096710AA	1		S	29				Left
	05096711AA	1		S	29				Right
11	05101274AA	1	C	S	29				SILENCER, Dash Engine Side
-12	05097059AA	11		S	29				FASTENER

CROSSFIRE (ZH)				
SERIES	LINE	BODY	ENGINE	TRANSMISSION
P = PREMIUM	C = CHRYSLER	27 = 2-DR CONVERTIBLE	EGX = Engine - 3.2L V6 SOHC 18 Valve	DGJ = Transmission-5-Spd. Automatic,W5A580
S = SPORT	Z = CHRYSLER	29 = SPECIALTY COUPE	EGZ = Engine - 3.2L V6 Supercharged	DED = Transmission - 6-Speed Manual
X = SPECIAL				DGU = Transmission - 5-Spd Automatic



Door Panel  
Figure IZH-410

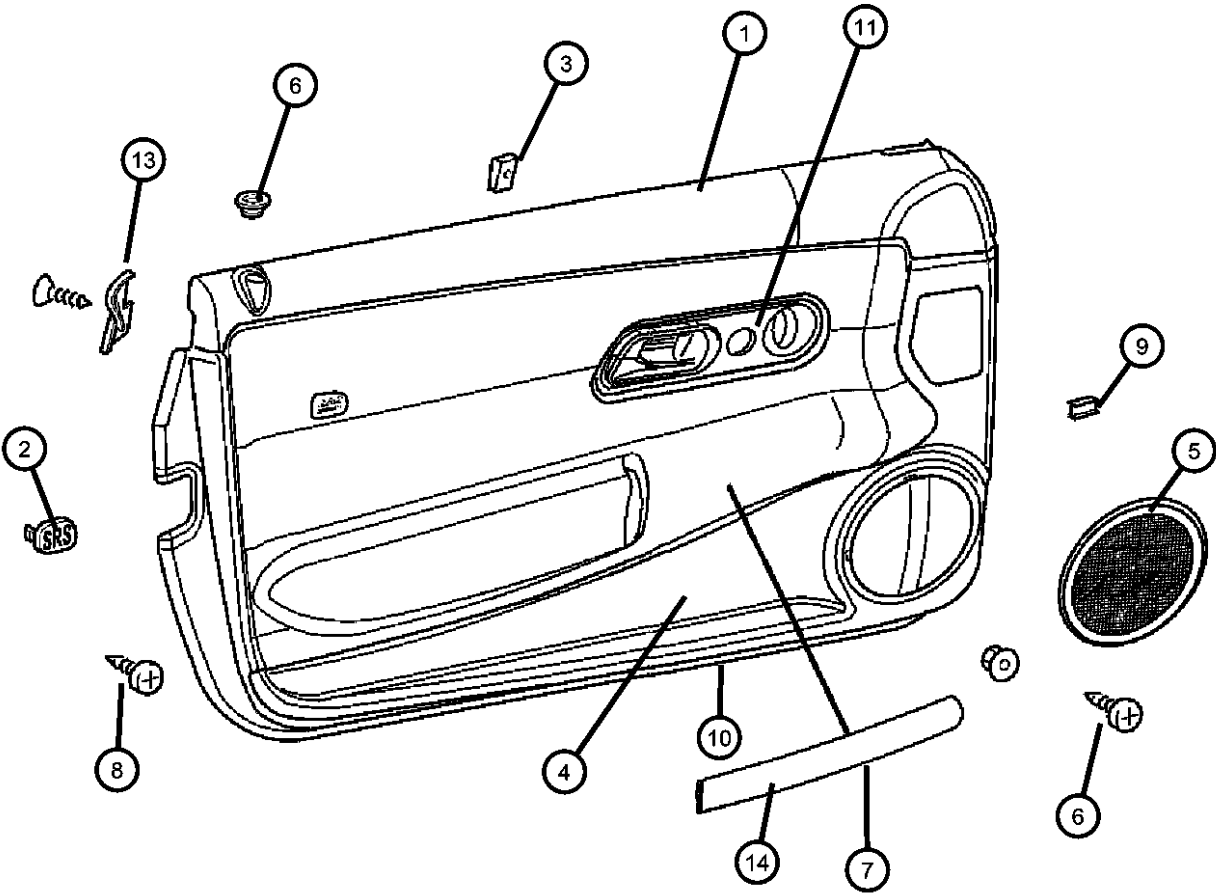


ITEM	PART NUMBER	QTY	LINE	SERIES	BODY	ENGINE	TRANS	TRIM	DESCRIPTION
1									PANEL, Door Trim, Door Handle service with Panel only
	0YA26ARKAA	1		S	29			*GJ	[DR], Right
	0YA26BD5AA	1		S	29			*GJ	[DD], Right
	0YA26XDVAA	1		S	29			*GJ	[DV], Right
	0YA27ARKAA	1		S	29			*GJ	[DR], Left
	0YA27BD5AA	1		S	29			*GJ	[DD], Left
	0YA27XDVAA	1		S	29			*GJ	[DV], Left
2									NAMEPLATE
	0XZ88ARKAA	1		S	29			*GJ	[DR]
	0XZ88BD5AA	1		S	29			*GJ	[DD]
	0XZ88XDVAA	1		S	29			*GJ	[DV]
3	05099204AA	4		S	29				CLIP
4									POCKET, Door Trim Panel
	0YU04XDVAA	1		S	29			*GJ	Right
	0YU05XDVAA	1		S	29			*GJ	Left
5									COVER, Speaker Opening
	05101338AA	1		S	29				Right
	05101339AA	1		S	29				Left
6	05098976AA	1		S	29				BUSHING
7									PULL, Door Interior, Strap
	0YA04401AA	1		S	29			*GJ	[DD], Right
		1		S	29			*GJ	[DR], Right
		1		S	29			*GJ	[DV], Right
	0YA05401AA	1		S	29			*GJ	[DD], Left
		1		S	29			*GJ	[DR], Left
		1		S	29			*GJ	[DV], Left
8	06104582AA	4		S	29				SCREW
9	06104897AA	6		S	29				CLIP, Trim
10									COVER, Door Panel, Plastic Frame to Attach Net
	0YT87ARKAA	1		S	29			*GJ	[DR], Left
	0YT87BD5AA	1		S	29			*GJ	[DD], Left
	0YT87XDVAA	1		S	29			*GJ	[DV], Left
	0YT98ARKAA	1		S	29			*GJ	[DR], Right

CROSSFIRE (ZH)		BODY		ENGINE	TRANSMISSION
SERIES	LINE				
P = PREMIUM	C = CHRYSLER	27 = 2-DR CONVERTIBLE		EGX = Engine - 3.2L V6 SOHC 18 Valve	DGJ = Transmission-5-Spd. Automatic,W5A580
S = SPORT	Z = CHRYSLER	29 = SPECIALTY COUPE		EGZ = Engine - 3.2L V6 Supercharged	DED = Transmission - 6-Speed Manual
X = SPECIAL					DGU = Transmission - 5-Spd Automatic

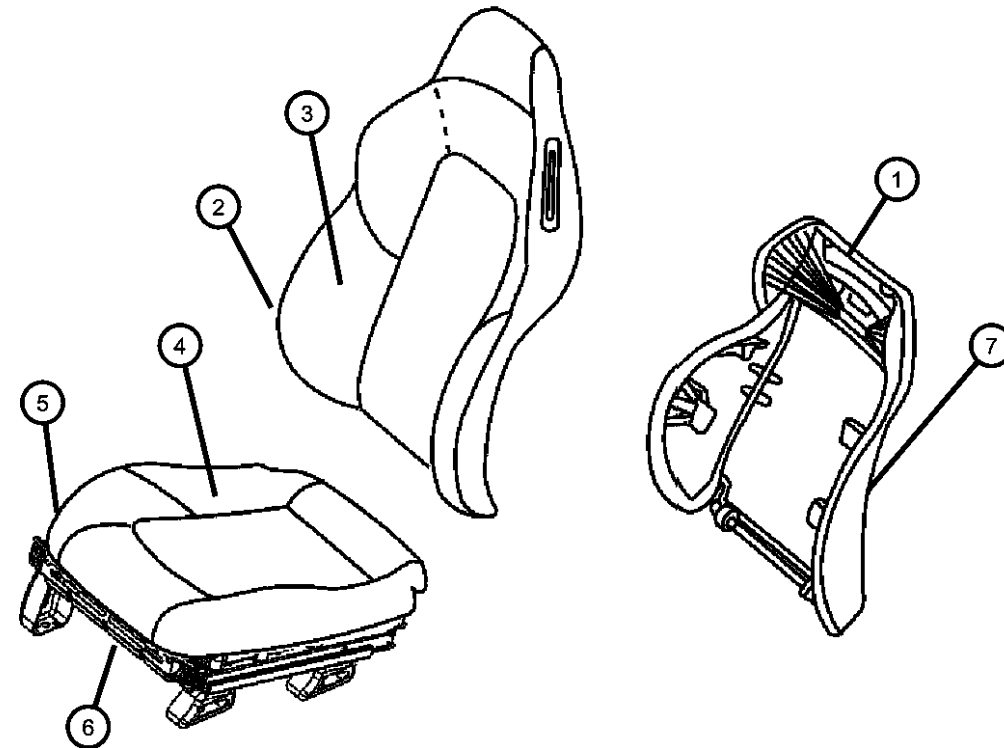
Door Panel  
Figure IZH-410

ITEM	PART NUMBER	QTY	LINE	SERIES	BODY	ENGINE	TRANS	TRIM	DESCRIPTION
11	0YT98BD5AA	1		S	29			*GJ	[DD], Right
	0YT98XDVAA	1		S	29			*GJ	[DV], Right
									BEZEL, Door Trim Panel
	0YA06ARKAA	1		S	29			*GJ	[DR], Right
	0YA06BD5AA	1		S	29			*GJ	[DD], Right
	0YA06XDVAA	1		S	29			*GJ	[DV], Right
	0YA07ARKAA	1		S	29			*GJ	[DR], Left
	0YA07BD5AA	1		S	29			*GJ	[DD], Left
-12	0YA07XDVAA	1		S	29			*GJ	[DV], Left
									COVER, Mirror Opening
	05098271AA	1		S	29				Left
13	05098272AA	1		S	29				Right
									COVER, Door
	05097504AA	1		S	29				Right
14	05097505AA	1		S	29				Left
									COVER, Pull Handle
	68003474AA	1		S	29			*GJ	Right
	68003475AA	1		S	29			*GJ	Left



CROSSFIRE (ZH)		BODY		ENGINE	TRANSMISSION
SERIES	LINE				
P = PREMIUM	C = CHRYSLER	27 = 2-DR CONVERTIBLE		EGX = Engine - 3.2L V6 SOHC 18 Valve	DGJ = Transmission-5-Spd. Automatic,W5A580
S = SPORT	Z = CHRYSLER	29 = SPECIALTY COUPE		EGZ = Engine - 3.2L V6 Supercharged	DED = Transmission - 6-Speed Manual
X = SPECIAL					DGU = Transmission - 5-Spd Automatic

Front Seat, Trim Code [GJ]  
Figure IZH-510



ITEM	PART NUMBER	QTY	LINE	SERIES	BODY	ENGINE	TRANS	TRIM	DESCRIPTION
1									FRAME, Front Seat Back
	05103033AA	1		S	29				Left
	05103101AA	1		S	29			*GJ	Right
2	05103242AA	1		S	29			*GJ	FOAM, Seat Back
3									COVER, Front Seat Back, The strap behind the headrest is serviced with the cover only
	0YQ74BD5AA	1	C	S	29			*GJ	[DD], Right
	0YQ74XDVAA	1	C	S	29			*GJ	[DV], Right
	0YQ75ARKAA	1	C	S	29			*GJ	[DR], Left
	0YQ75BD5AA	1	C	S	29			*GJ	[DD], Left
	0YQ74ARKAA	1	C	S	29			*GJ	[DR], Right
	0ZH09ARKAA	1	Z	S	29			*GJ	[DR], Left
	0ZH09BD5AA	1	Z	S	29			*GJ	[DD], Left
	0ZH09XDVAA	1	Z	S	29			*GJ	[DV], Left
	0ZH10ARKAA	1	Z	S	29			*GJ	[DR], Right
	0ZH10BD5AA	1	Z	S	29			*GJ	[DD], Right
	0YQ75XDVAA	1	C	S	29			*GJ	[DV], Left
	0ZH10XDVAA	1	Z	S	29			*GJ	[DV], Right
4									COVER, Front Seat Cushion, Include Center Heated Pad
	0YQ72ARKAA	1		S	29			*GJ	[DR], Right
	0YQ72BD5AA	1		S	29			*GJ	[DD], Right
	0YQ72XDVAA	1		S	29			*GJ	[DV], Right
	0YQ73ARKAA	1		S	29			*GJ	[DR], Left
	0YQ73BD5AA	1		S	29			*GJ	[DD], Left
	0YQ73XDVAA	1		S	29			*GJ	[DV], Left
5	05103241AA	1		S	29			*GJ	FOAM, Seat Cushion, Includes Side Heated Pads
6	05099076AA	1		S	29				FRAME, Seat cushion
7									SHIELD, Seat Back, Include Recliner Mechanism
	0ZV64XDVAA	1		S	29			*GJ	Right
	0ZV65XDVAA	1		S	29			*GJ	Left
-8	68000519AA	1		S	29			*GJ	HEATED SEAT ELEMENT KIT, Repair Kit
-9	05101123AA	1		S	29				CLIP, SB Cover to Frame

CROSSFIRE (ZH)

SERIES

P = PREMIUM

S = SPORT

X = SPECIAL

LINE

C = CHRYSLER

Z = CHRYSLER

BODY

27 = 2-DR CONVERTIBLE

29 = SPECIALTY COUPE

ENGINE

EGX = Engine - 3.2L V6 SOHC 18 Valve

EGZ = Engine - 3.2L V6 Supercharged

TRANSMISSION

DGJ = Transmission-5-Spd. Automatic, W5A580

DED = Transmission - 6-Speed Manual

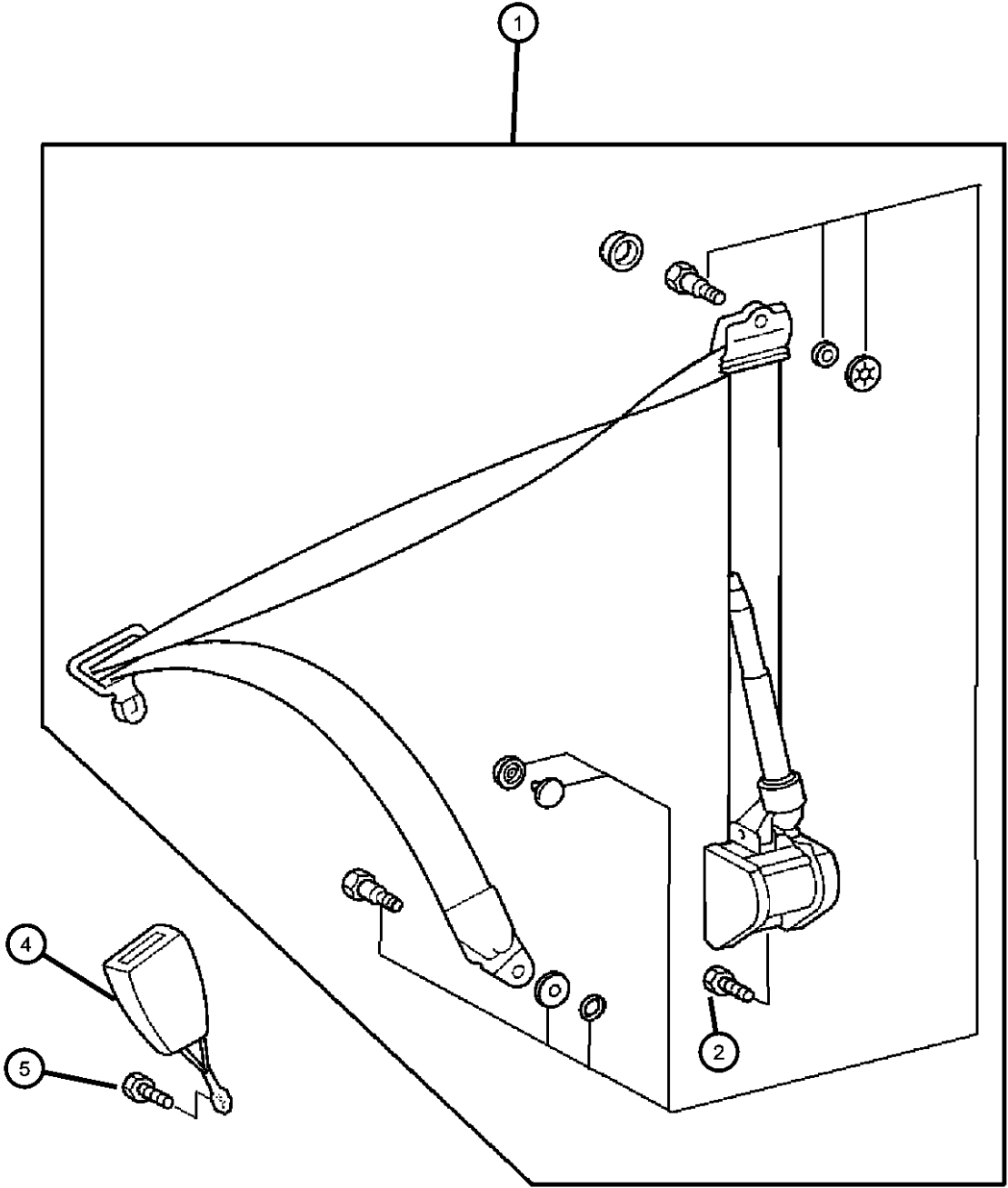
DGU = Transmission - 5-Spd Automatic

AR = use ase required - = Non illustrated part

2004 ZH

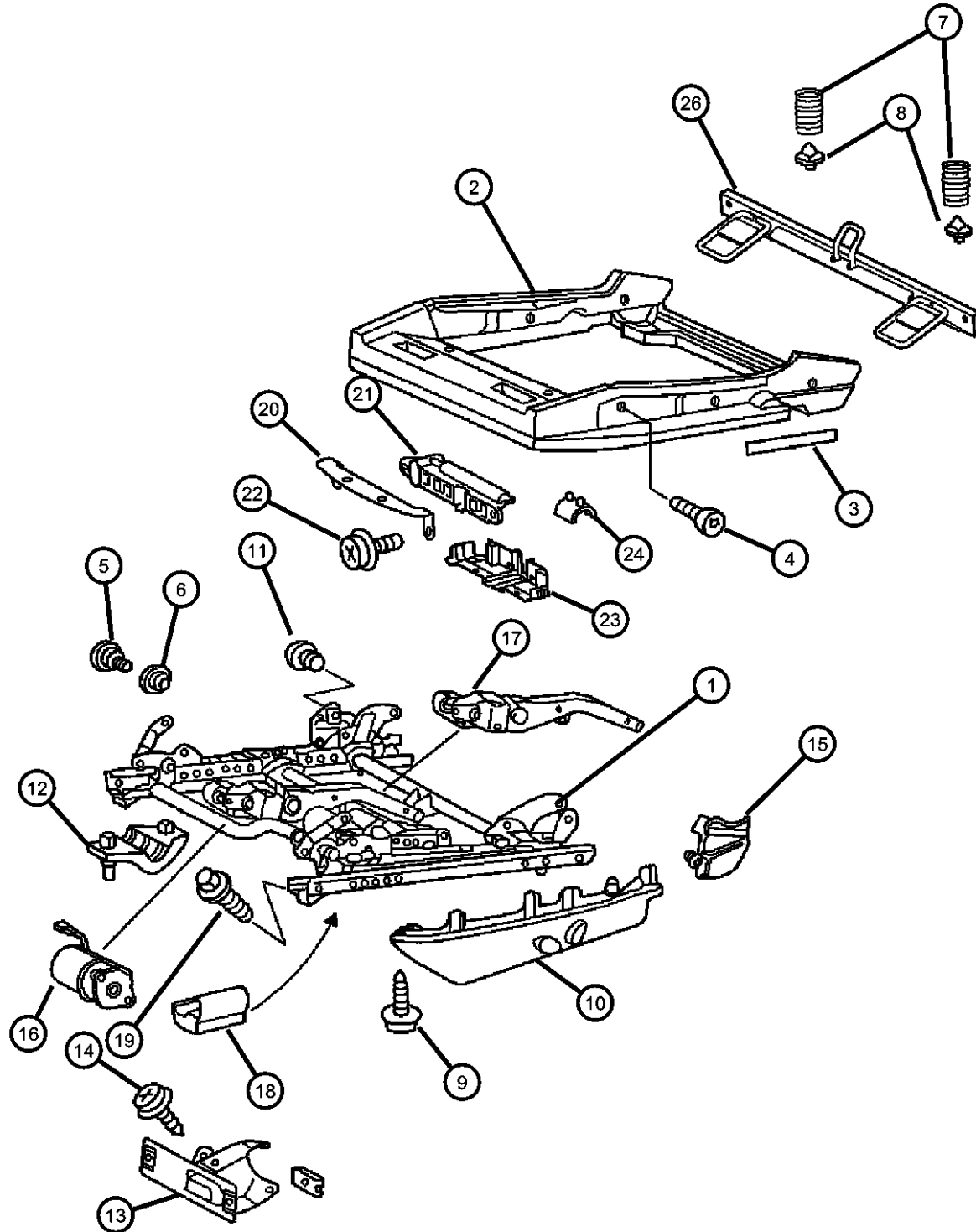
Front Seat Belt  
Figure IZH-710

ITEM	PART NUMBER	QTY	LINE	SERIES	BODY	ENGINE	TRANS	TRIM	DESCRIPTION
1									SEAT BELT
	05099073AA	1		S	29				With Child Restraint, Right
	05099074AA	1		S	29				, Right
	05099075AA	1		S	29				Left
2	05097581AA	1		S	29				SCREW
-3	0YA69XDVAA	1		S	29				CAP
4									SEAT BELT, Buckle Half
	05101650AA	1	Z	S	29				Right
	05101651AA	1		S	29				Left
	05101652AA	1		S	29				Right
5	05101498AA	1		S	29				SCREW
-6	05133178AA	1		S	29				EXTENDER, Seat Belt
-7	05093280AB	1		S	29				BUTTON, BELT WEBBING



CROSSFIRE (ZH)				
SERIES	LINE	BODY	ENGINE	TRANSMISSION
P = PREMIUM	C = CHRYSLER	27 = 2-DR CONVERTIBLE	EGX = Engine - 3.2L V6 SOHC 18 Valve	DGJ = Transmission-5-Spd. Automatic,W5A580
S = SPORT	Z = CHRYSLER	29 = SPECIALTY COUPE	EGZ = Engine - 3.2L V6 Supercharged	DED = Transmission - 6-Speed Manual
X = SPECIAL				DGU = Transmission - 5-Spd Automatic

# Adjusters and Side Shields Figure IZH-810



ITEM	PART NUMBER	QTY	LINE	SERIES	BODY	ENGINE	TRANS	TRIM	DESCRIPTION
1									ADJUSTER, Seat
	05099562AA	1		S	29				Left
	05104734AA	1		S	29				Right
	05114456AA	1	Z	S	29				Right
2	05099076AA	1		S	29				FRAME, Seat cushion
3	05099563AA	2		S	29				INSULATION, Seat
4	05101659AA	4		S	29				BOLT
5	05101659AA	4							BOLT, (NOT SERVICED)
6	05098842AA	1		S	29				BUSHING
7	05099975AA	2		S	29				SPRING
8	05098637AA	4		S	29				BRACKET, Seat
9	05101499AA	1		S	29				SCREW
10									SWITCH, Seat
	0XZ90XDVAA	1		S	29				Left
	0XZ91XDVAA	1		S	29				Right
11	05101498AA	1		S	29				SCREW
12	05097413AA	2		S	29				CLAMP
13	05097957AA	1	Z	S	29				BRACKET, Seat
14	05098131AA	4		S	29				SCREW, Self-Tapping
15									COVER, SEAT HINGE
	05096738AA	1		S	29				Right
	05096739AA	1		S	29				Left
16									MOTOR, Seat Adjuster
	05103245AA	1		S	29			*GJ	Driver Tilt
	05103243AA	1		S	29			*GJ	Right & Left
17	05103244AA	1		S	29			*GJ	MOTOR, Seat Adjuster, Height, Driver Only
18									CAP, Track Screw Cover
	05102740AA	1		S	29				Right
	05102741AA	1		S	29				Left
19	06104701AA	4		S	29				SCREW
20	05103335AA	2		S	29				BRACKET
21	05103329AA	2		S	29				BRACKET, Cushion Frame
22	05103329AA	2							SCREW, (NOT SERVICED)
23	05103333AA	2		S	29				COVER, Bracket

## CROSSFIRE (ZH)

SERIES LINE  
P = PREMIUM C = CHRYSLER  
S = SPORT Z = CHRYSLER  
X = SPECIAL

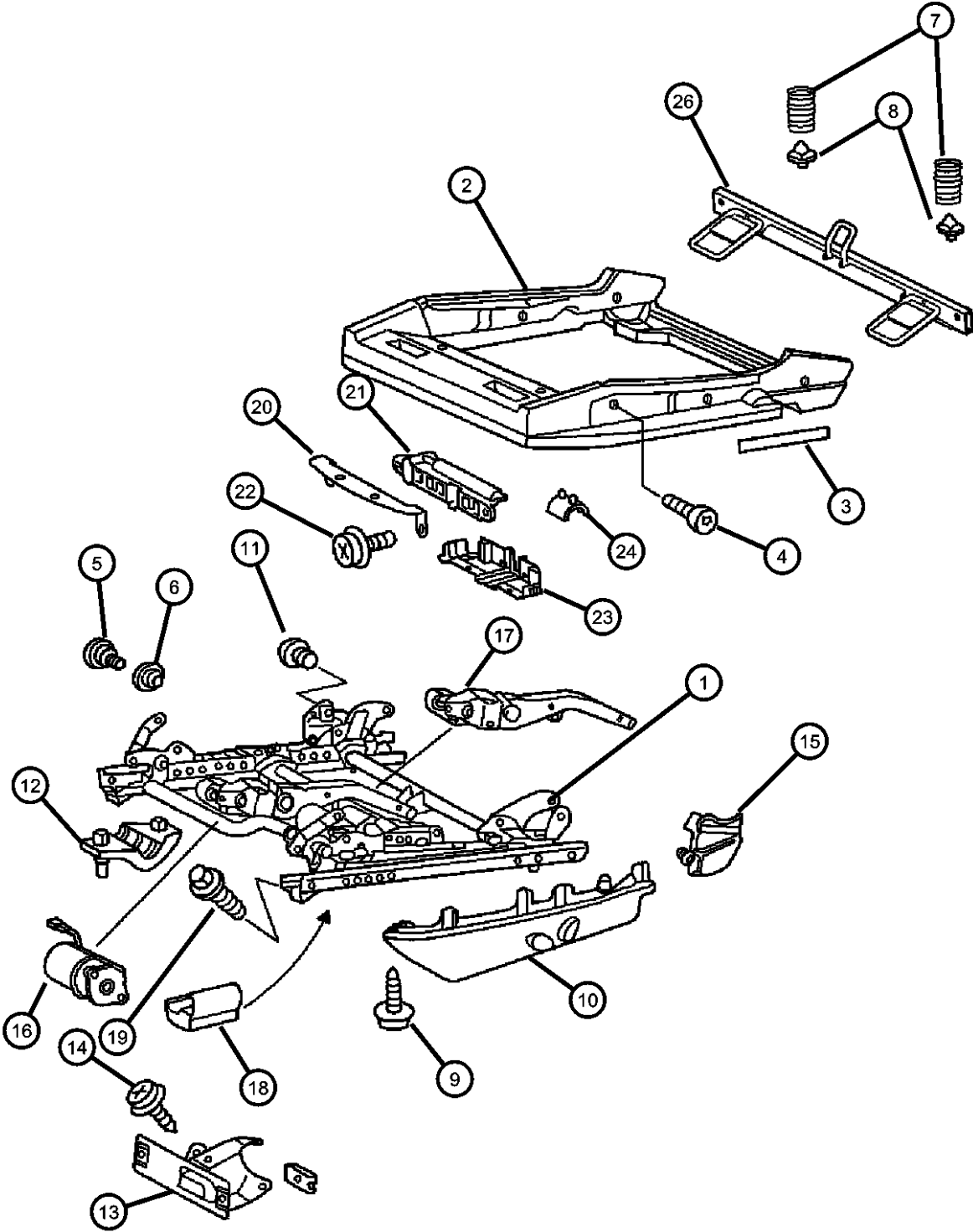
BODY  
27 = 2-DR CONVERTIBLE  
29 = SPECIALTY COUPE

ENGINE TRANSMISSION  
EGX = Engine - 3.2L V6 SOHC 18 Valve  
EGZ = Engine - 3.2L V6 Supercharged  
DGJ = Transmission-5-Spd. Automatic, W5A580  
DED = Transmission - 6-Speed Manual  
DGU = Transmission - 5-Spd Automatic

AR = use ase required - = Non illustrated part

2004 ZH

Adjusters and Side Shields  
Figure IZH-810

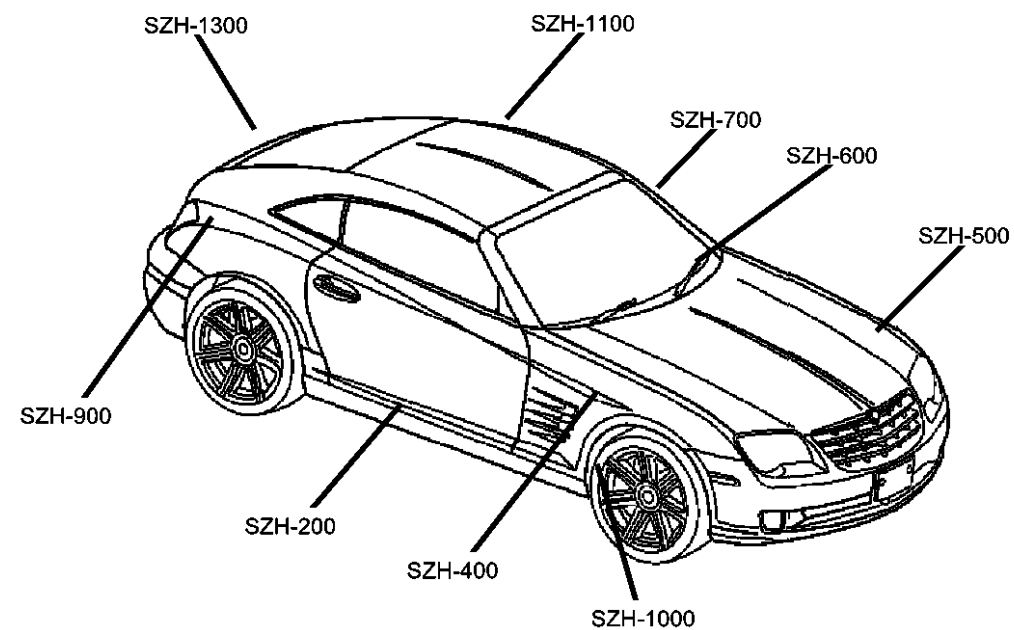


ITEM	PART NUMBER	QTY	LINE	SERIES	BODY	ENGINE	TRANS	TRIM	DESCRIPTION
24	05097960AA	2		S	29				BUSHING, Seat
-25									ADJUSTER, Seat Height
	0YA92XDVAA	1	C	S	29			*GJ	[DD]
	0YS82XDVAA	1	Z	S	29			*GJ	[DD]
26									ANCHOR, Child Seat
	05114080AA	1	Z	S	29				
		1	C	S	29				
-27									CAP, Track Screw Cover
	05102740AA	1		S	29				Attaches To Front of Power Seat Track (Plastic), Right
	05102741AA	1		S	29				Attaches To Front of Power Seat Track (Plastic), Left

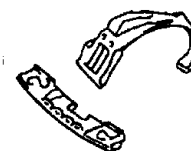
<b>CROSSFIRE (ZH)</b>					
SERIES	LINE	BODY	ENGINE	TRANSMISSION	
P = PREMIUM	C = CHRYSLER	27 = 2-DR CONVERTIBLE	EGX = Engine - 3.2L V6 SOHC 18 Valve	DGJ = Transmission-5-Spd. Automatic,W5A580	
S = SPORT	Z = CHRYSLER	29 = SPECIALTY COUPE	EGZ = Engine - 3.2L V6 Supercharged	DED = Transmission - 6-Speed Manual	
X = SPECIAL				DGU = Transmission - 5-Spd Automatic	

# Group - SZH

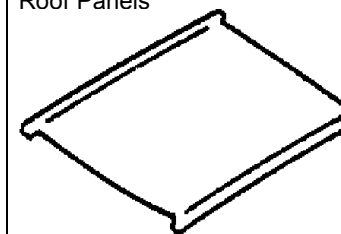
## Body Sheet Metal Except Doors



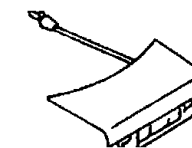
**SZH-1000**  
Splash Shields and  
Weatherstrips



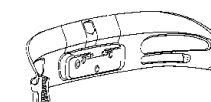
**SZH-1100**  
Roof Panels




**SZH-1300**  
Deck Lid



**SZH-1400**  
Rear Shelf Panel




**SZH-200**  
Floor Pan



**SZH-300**  
Plugs



**SZH-400**  
Fender



**SZH-500**  
Hood & Hood Release



**SZH-600**  
Cowl and Dash Panel



**SZH-700**  
Glass, Windshield, Backlite,  
Mirror



**SZH-800**  
Aperture Panel



**SZH-900**  
Quarter Panel

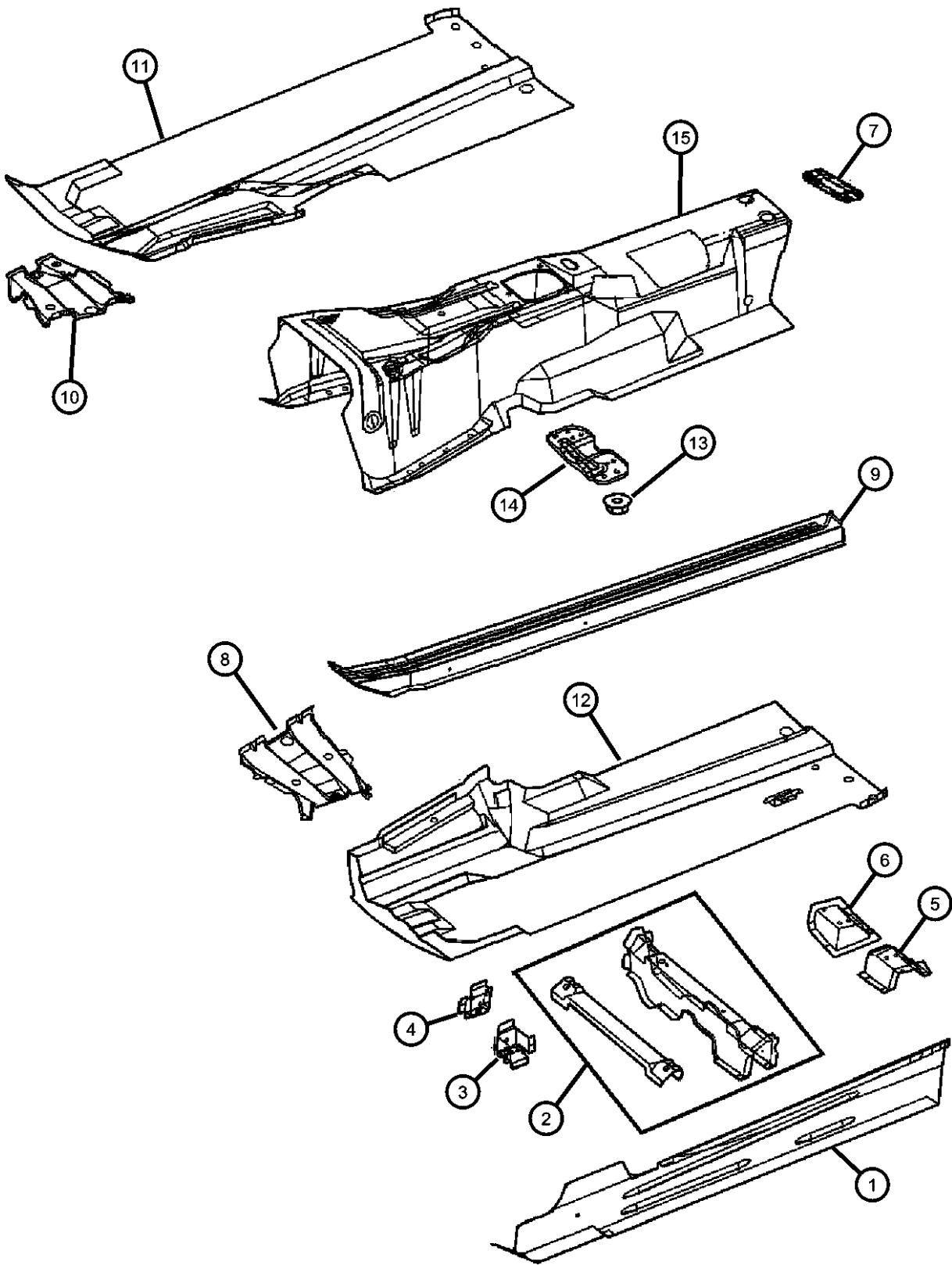


Group - SZH Body Sheet Metal Except Doors

Illustration Title	Group-Fig. No.
<b>Floor Pan</b>	
Floor Pan, Front.....	Fig. SZH - 210
Rear Floor Pan .....	Fig. SZH - 220
<b>Plugs</b>	
Plugs .....	Fig. SZH - 310
<b>Fender</b>	
Front Fender.....	Fig. SZH - 410
Wheelhouse, Right Side.....	Fig. SZH - 420
Wheelhouse, Left Side.....	Fig. SZH - 430
<b>Hood &amp; Hood Release</b>	
Hood .....	Fig. SZH - 510
<b>Cowl and Dash Panel</b>	
Cowl and Dash Panel.....	Fig. SZH - 610
<b>Glass, Windshield, Backlite, Mirror</b>	
Glass, Windshield, Backlite, Quarter and Rear View Mirror .....	Fig. SZH - 710
<b>Aperture Panel</b>	
Front Aperture .....	Fig. SZH - 810
<b>Quarter Panel</b>	
Rear Quarter.....	Fig. SZH - 910
<b>Splash Shields and Weatherstrips</b>	
Splash Shields.....	Fig. SZH - 1010
<b>Roof Panels</b>	
Roof Panel.....	Fig. SZH - 1110
<b>Deck Lid</b>	
Liftgate, Latch and Hinges.....	Fig. SZH - 1310
<b>Rear Shelf Panel</b>	
Rear Wall .....	Fig. SZH - 1410
Rear Closure Panel .....	Fig. SZH - 1420



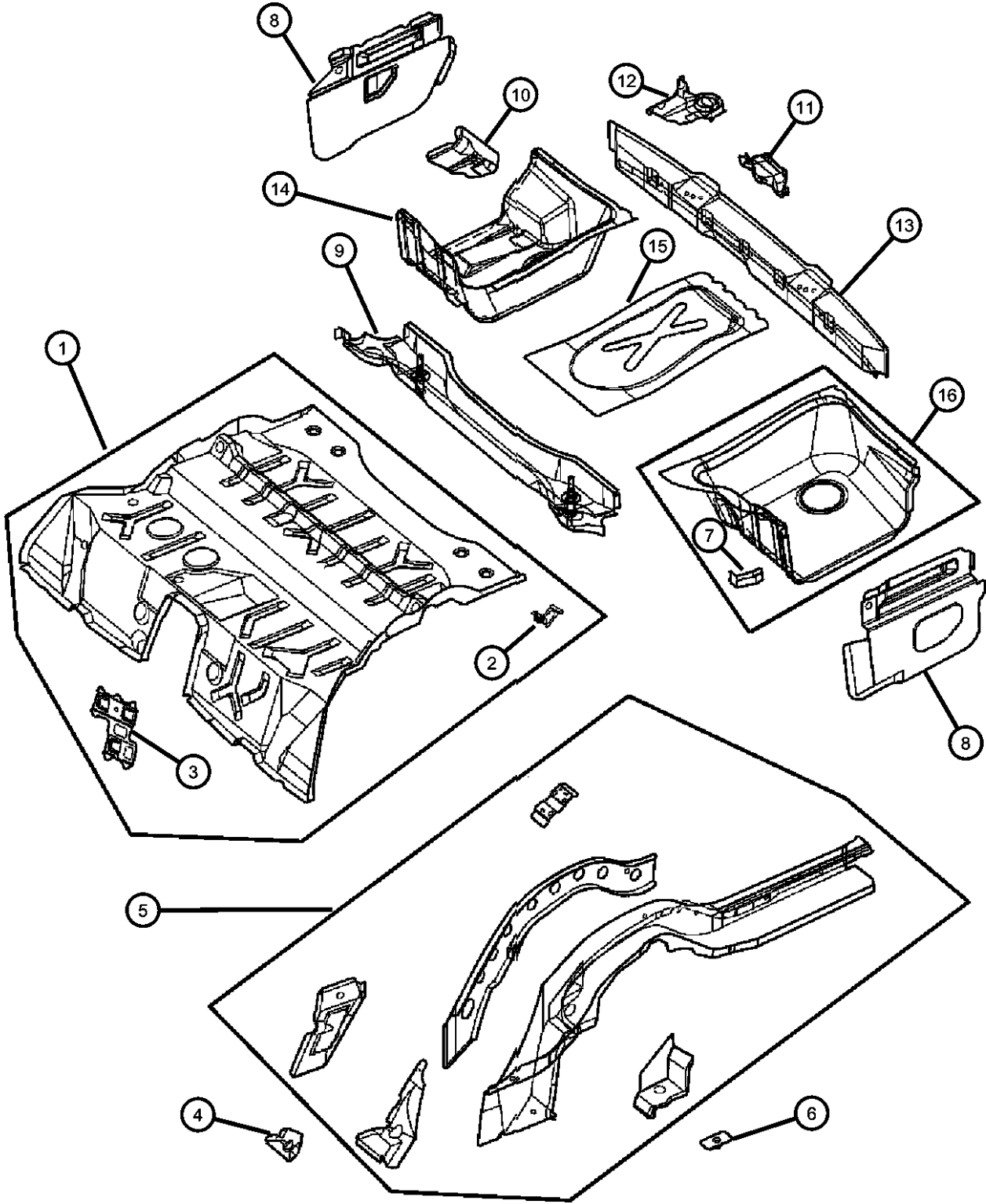
Floor Pan, Front  
Figure SZH-210



ITEM	PART NUMBER	QTY	LINE	SERIES	BODY	ENGINE	TRANS	TRIM	DESCRIPTION
1	05098230AA	1			29				PANEL, Body Side Sill Inner Right
	05098231AA	1			29				Left
2	05096668AA	1			29				CROSSMEMBER, Front Floor Right
	05096669AA	1			29				Left
3	05097904AA	1			29				BRACKET, Drive Shaft Bearing
4	05099926AA	1			29				BRACKET, Drive Shaft Bearing Left
	05099927AA	1			29				Right
5	05134841AA	1			29				REINFORCEMENT, Seat Console Outer, Left
	05134844AA	1			29				Console Outer, Right
6	05134845AA	1			29				REINFORCEMENT, Seat Console Inner Lower Seat Attach, Left
	05134848AA	1			29				Console Inner Lower Seat Attach, Right
7	05099014AA	1			29				PLATE
8	05099433AA	1			29				BRACKET, Floor PanLeft
9	05097906AA	1			29				RAIL, Front Floor Pan Right
	05097907AA	1			29				Left
10	05099434AA	1			29				BRACKET, Floor PanRight
11	05103156AB	1			29				PAN, Front Floor
12	05103157AB	1			29				PAN, Front Floor
13	05099013AA	1			29				REINFORCEMENT, Front Seat Crossmember
14	06104716AA	4			29				NUT
15	06104716AA	4							PANEL, Tunnel, Center Floor Pan, Tunnel, (NOT SERVICED)

CROSSFIRE (ZH)					
SERIES	LINE	BODY	ENGINE	TRANSMISSION	
P = PREMIUM	C = CHRYSLER	27 = 2-DR CONVERTIBLE	EGX = Engine - 3.2L V6 SOHC 18 Valve	DGJ = Transmission-5-Spd. Automatic,W5A580	
S = SPORT	Z = CHRYSLER	29 = SPECIALTY COUPE	EGZ = Engine - 3.2L V6 Supercharged	DED = Transmission - 6-Speed Manual	
X = SPECIAL				DGU = Transmission - 5-Spd Automatic	

Rear Floor Pan  
Figure SZH-220

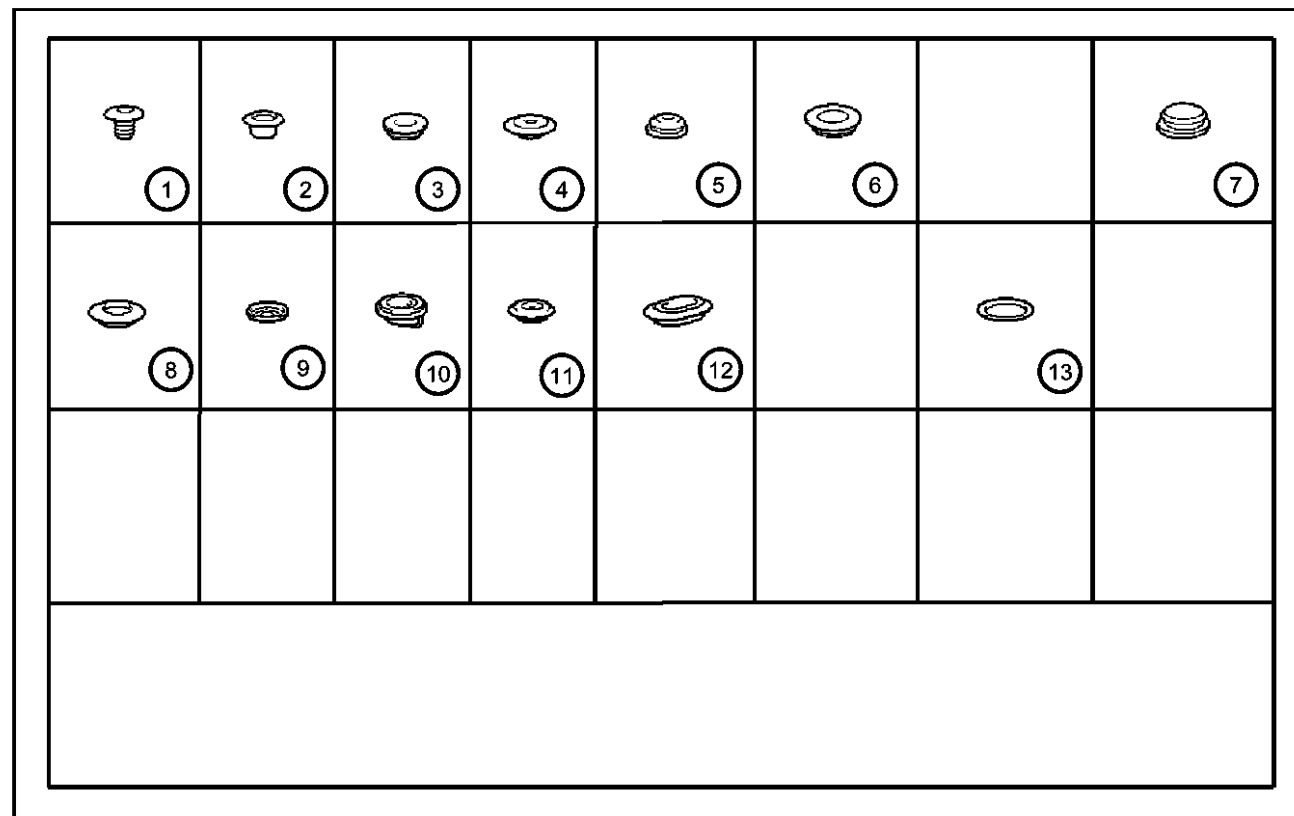


ITEM	PART NUMBER	QTY	LINE	SERIES	BODY	ENGINE	TRANS	TRIM	DESCRIPTION
1	05097441AB	1			29				PAN, Rear Floor
2	05098525AA	2			29				BRACKET, Hand Brake
3	05098772AA	1			29				BRACKET, Charcoal Filter
4	05098772AA	1							REINFORCEMENT, Floor Pan, (NOT SERVICED)
5									SIDEMEMBER
	05139029AA	1			29				Right
	05139030AA	1			29				Left
6	05097543AA	2			29				PLATE
7	05097972AA	1			29				REINFORCEMENT, Rear Floor Pan Closure To Spare Tire Closure EXTENSION, Quarter Panel
8									Right
	05101616AA	1			29				Left
	05101662AA	1			29				
9	05099752AA	1			29				CROSSMEMBER, Rear Suspension
10	05099572AA	1			29				REINFORCEMENT, Vehicle Tow
11	05098528AA	1			29				BRACKET, Muffler
12	05127424AA	1			29				CLAMP
13	05101256AA	1			29				REINFORCEMENT, Rear Bumper
14	05099119AA	1			29				PANEL, Spare Tire, Right
15	05099117AA	1			29				PANEL, Spare Tire, Center
16	05099116AB	1			29				PANEL, Spare Tire, Left

CROSSFIRE (ZH)				
SERIES	LINE	BODY	ENGINE	TRANSMISSION
P = PREMIUM	C = CHRYSLER	27 = 2-DR CONVERTIBLE	EGX = Engine - 3.2L V6 SOHC 18 Valve	DGJ = Transmission-5-Spd. Automatic,W5A580
S = SPORT	Z = CHRYSLER	29 = SPECIALTY COUPE	EGZ = Engine - 3.2L V6 Supercharged	DED = Transmission - 6-Speed Manual
X = SPECIAL				DGU = Transmission - 5-Spd Automatic

AR = use ase required - = Non illustrated part

**Plugs**  
**Figure SZH-310**



ITEM	PART NUMBER	QTY	LINE	SERIES	BODY	ENGINE	TRANS	TRIM	DESCRIPTION
1	05099298AA	1			29				PLUG, 8.5mm, Tunnel, Front
2	05096370AA	1			29				PLUG, Body, 10mm, Right Rear Side Member
3	05098417AA	1			29				PLUG, 15mm, Side Member Covering
4									PLUG, 20mm
	05096369AA	2			29				Rear Side Member
		1			29				Left Rear Floor
		4			29				Rear Cross Member
		8			29				Side Panel, Bottom
		6			29				Rear Wheelhouse, Outside
5	05098439AA	2			29				PLUG, 20mm, Side Member Covering, Front
6	05099769AA	1			29				PLUG, 22.5mm, Rear Axle, Left Front
7	05098416AA	3			29				PLUG, 26.5mm, At Front Wheelhouse
8	05104766AA	1			29				PLUG, Body, 30mm, Body Side Front
9	05096372AA	3			29				PLUG, Body, 32mm, Round
10	05097196AA	1			29				GROMMET, 32mm, Side Panel Water Drain
11	05098443AA	1			29				PLUG, 32mm, Rear Wheelhouse
12	05099362AA	2			29				PLUG, 36x15mm
13	05096544AA	1			29				COVER, 103mm, Water Drain in Spare Wheel Well
-14	05098377AA	1			29				PLUG, Body
-15	05098415AA	1			29				PLUG, Body
-16	05097041AA	5			29				PLUG, Button, Body Side Front
-17	05098378AA	1			29				PLUG, Expansion
-18	05099715AA	4			29				PLUG, Sill, Button, Pads For Floor Jack

**CROSSFIRE (ZH)**

SERIES

LINE

BODY

ENGINE

TRANSMISSION

P = PREMIUM

C = CHRYSLER

27 = 2-DR CONVERTIBLE

EGX = Engine - 3.2L V6 SOHC

DGJ = Transmission-5-Spd.

S = SPORT

Z = CHRYSLER

29 = SPECIALTY COUPE

18 Valve

Automatic, W5A580

X = SPECIAL

EGZ = Engine - 3.2L V6

DED = Transmission - 6-Speed

Supercharged

Manual

DGU = Transmission - 5-Spd

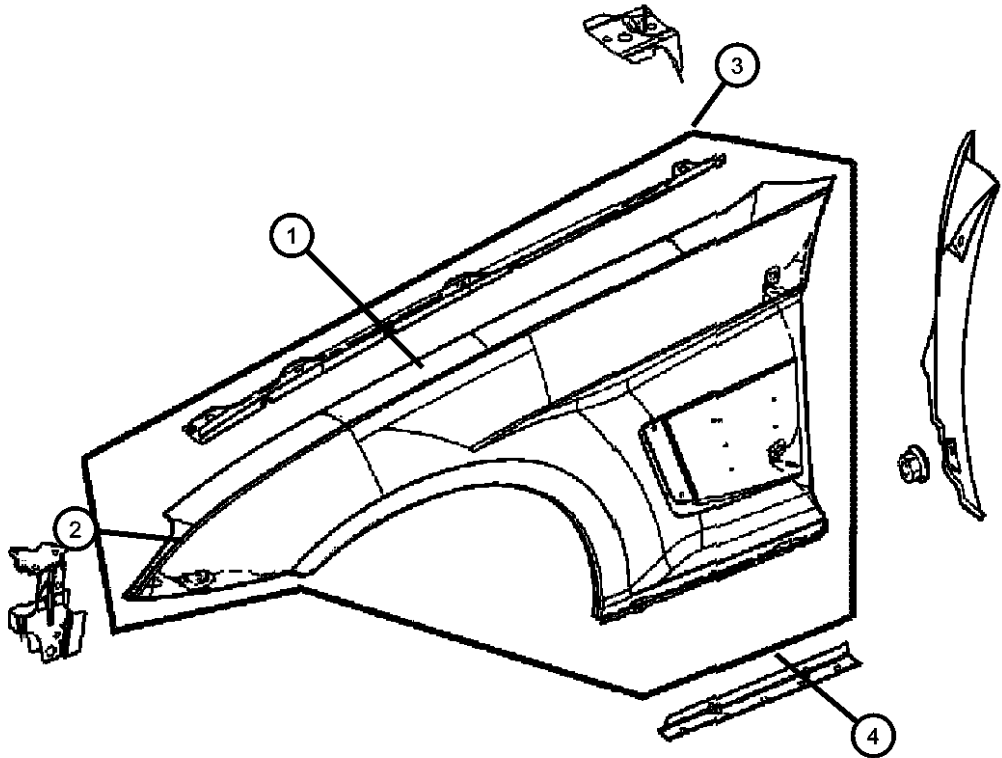
Automatic

AR = use ase required - = Non illustrated part

2004 ZH

<< RETURN TO GROUP INDEX

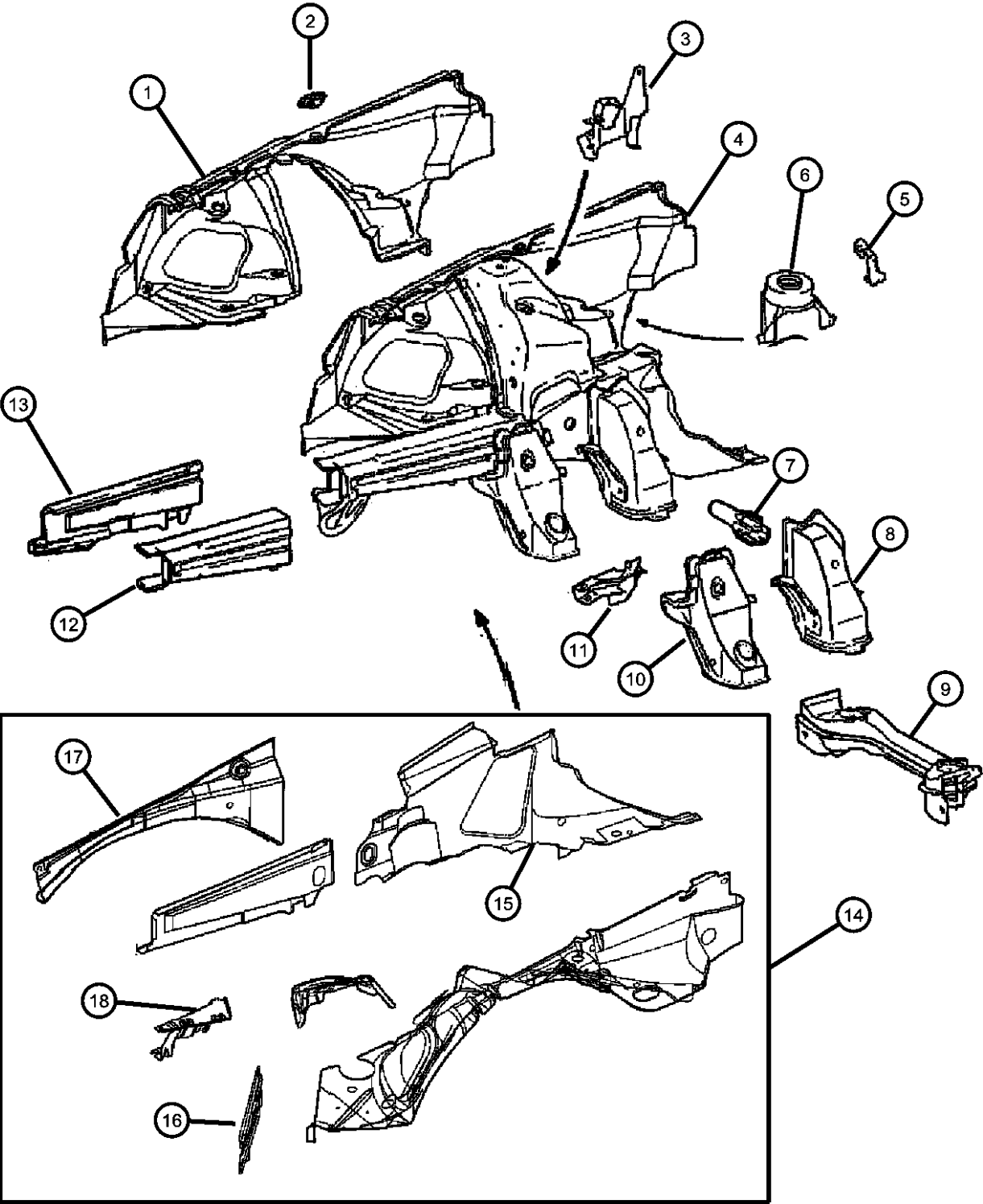
Front Fender  
Figure SZH-410



ITEM	PART NUMBER	QTY	LINE	SERIES	BODY	ENGINE	TRANS	TRIM	DESCRIPTION
1									FENDER, Front
	05099706AA	1			29				Right
	05099707AA	1			29				Left
2									SUPPORT, Front
	05099578AA	1			29				Right
	05099579AA	1			29				Left
3									BRACKET, Battery Tray
	05098544AA	1	Z		29				
	0VU01205								Repair Battery Terminal End Top Post ( Ten Per Box)
	0VU01207								Repair Battery Terminal End Side Post ( Ten Per Box)
	05098545AA	1	C		29				
4									BRACKET, Fender Mounting
	05098259AA	1			29				Left
	05098260AA	1			29				Right
-5	05136800AA	2			29				PIN, Push, Yellow , Squire Shank
6									SEAL, Fender To Cowl
	05098264AA	1			29				Right
	05098265AA	1			29				Left

CROSSFIRE (ZH)				
SERIES	LINE	BODY	ENGINE	TRANSMISSION
P = PREMIUM	C = CHRYSLER	27 = 2-DR CONVERTIBLE	EGX = Engine - 3.2L V6 SOHC 18 Valve	DGJ = Transmission-5-Spd. Automatic,W5A580
S = SPORT	Z = CHRYSLER	29 = SPECIALTY COUPE	EGZ = Engine - 3.2L V6 Supercharged	DED = Transmission - 6-Speed Manual
X = SPECIAL				DGU = Transmission - 5-Spd Automatic

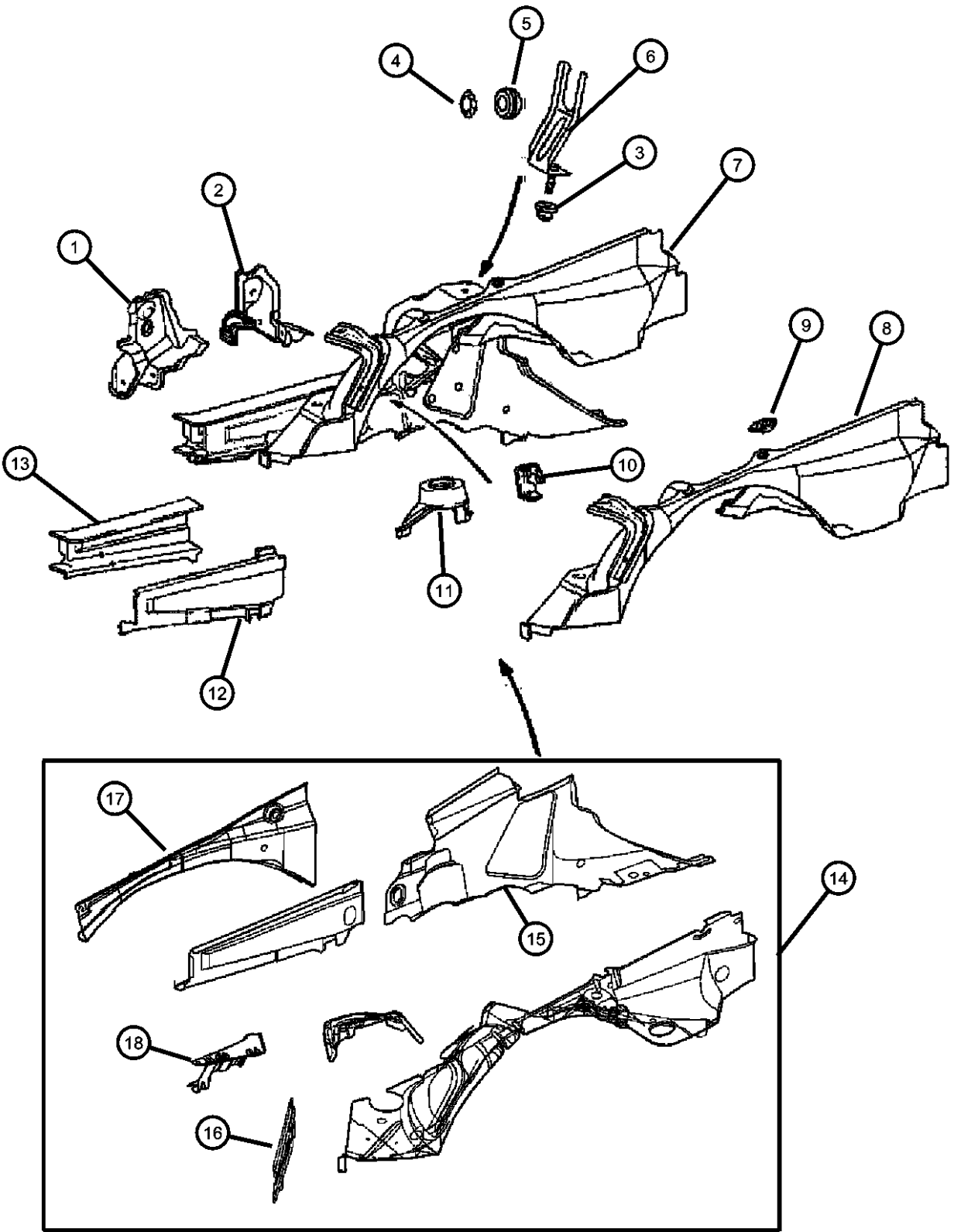
Wheelhouse, Right Side  
Figure SZH-420



ITEM	PART NUMBER	QTY	LINE	SERIES	BODY	ENGINE	TRANS	TRIM	DESCRIPTION
1									PANEL, Wheelhouse
	05142527AA	1	C		29				LHD
	05175784AA	1	Z		29				RHD
2	05097214AA	4			29				PLATE
3	05098587AA	1			29				BRACKET, Water Valve
4	05140809AA	1	C		29				PANEL, Wheelhouse, Complete
5	05098770AA	1			29				BRACKET, Brake Tube
6	05101712AA	1			29				BRACKET, SpringFront Suspension
7									BRACKET, Frame
	05096840AA	1	Z		29				
	05096840AB	1	C		29				
8	05142530AA	1			29				BRACKET, Suspension Crossmember
9	05099025AB	1			29				CROSSMEMBER, Front Suspension
10	05142534AA	1			29				BRACKET, Suspension Crossmember, Forward Front
11	05142532AA	1			29				BRACKET, Crossmember
12	05134252AA	1			29				RAIL, Frame Front
13	05142536AA	1			29				PANEL, Wheelhouse
14									PANEL, Wheelhouse
	05097446AB	1	C		29				
	05097448AA	1	Z		29				
15									COVER, Rear
	05096688AA	1	C		29				
	05096690AA	1	Z		29				
16	05099466AA	1			29				REINFORCEMENT, Strut
17	05099576AA	1			29				REINFORCEMENT, Wheelhouse-Inner
18	05098642AA	1			29				BRACKET, Bumper

CROSSFIRE (ZH)		BODY		ENGINE	TRANSMISSION
SERIES	LINE				
P = PREMIUM	C = CHRYSLER	27 = 2-DR CONVERTIBLE		EGX = Engine - 3.2L V6 SOHC 18 Valve	DGJ = Transmission-5-Spd. Automatic,W5A580
S = SPORT	Z = CHRYSLER	29 = SPECIALTY COUPE		EGZ = Engine - 3.2L V6 Supercharged	DED = Transmission - 6-Speed Manual
X = SPECIAL					DGU = Transmission - 5-Spd Automatic

Wheelhouse, Left Side  
Figure SZH-430

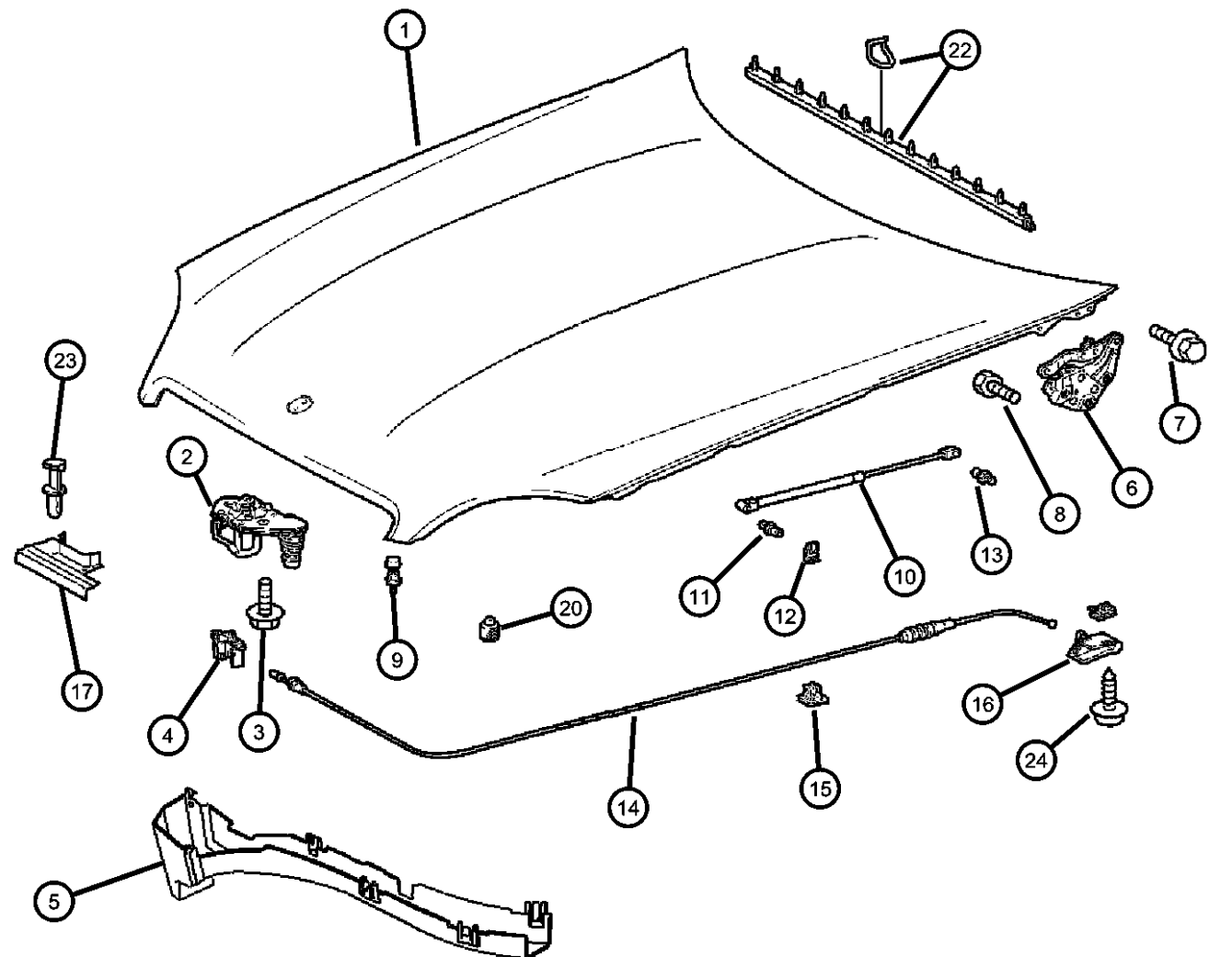


ITEM	PART NUMBER	QTY	LINE	SERIES	BODY	ENGINE	TRANS	TRIM	DESCRIPTION
1	05142535AA	1			29				BRACKET, Suspension Crossmember
2	05142531AA	1			29				BRACKET, Suspension Crossmember
3	05097548AA	1			29				GROMMET
4									NUT, Lock
	05098870AA	1	C		29				
		1	Z		29				
5	05097040AA	1			29				GROMMET
6									BRACKET, Brake master cylinder
	05098563AA	1	C		29				
	05098564AA	1	Z		29				
7	05140810AA	1	C		29				PANEL, Wheelhouse
8									PANEL, Wheelhouse
	05142526AA	1	C		29				
	05175785AA	1	Z		29				
9	05097214AA	4			29				PLATE
10	05098771AA	1			29				BRACKET, Brake Tube
11	05101713AA	1			29				BRACKET, Spring
12	05142537AA	1			29				PANEL, Wheelhouse
13	05134248AA	1			29				RAIL, Frame Front
14									PANEL, Wheelhouse
	05097445AB	1	C		29				
	05097447AB	1	Z		29				
15									COVER, Rear
	05096687AA	1	C		29				
	05096690AA	1	Z		29				
16	05099454AA	1			29				REINFORCEMENT, Strut
17	05099575AA	1			29				REINFORCEMENT, Wheelhouse
18	05098643AA	1			29				BRACKET, Bumper

CROSSFIRE (ZH)		BODY		ENGINE	TRANSMISSION
SERIES	LINE				
P = PREMIUM	C = CHRYSLER	27 = 2-DR CONVERTIBLE		EGX = Engine - 3.2L V6 SOHC 18 Valve	DGJ = Transmission-5-Spd. Automatic,W5A580
S = SPORT	Z = CHRYSLER	29 = SPECIALTY COUPE		EGZ = Engine - 3.2L V6 Supercharged	DED = Transmission - 6-Speed Manual
X = SPECIAL					DGU = Transmission - 5-Spd Automatic

AR = use ase required - = Non illustrated part

Hood  
Figure SZH-510

	ITEM	PART NUMBER	QTY	LINE	SERIES	BODY	ENGINE	TRANS	TRIM	DESCRIPTION
	1	05101006AA	1			29				HOOD
	2									CATCH, Hood
		05096731AA	1	C		29				
		05114134AA	1	Z		29				
	3	05096995AA	2			29				BOLT
	4	05096730AA	1			29				LATCH, Hood
	5	05099943AA	1	C		29				SHIELD, Hood Latch
	6									HINGE, Hood
		05101304AA	1			29				Right
		05101305AA	1			29				Left
	7	05097583AA	6			29				BOLT, Hinge to Hood
	8	05097088AA	6			29				SCREW, Hex Flange Head, Hinge to Wheelhouse
	9	05097546AA	2			29				BUMPER, Rubber
	10	05101653AA	1			29				PROP, Gas
	11	05096819AA	1			29				PIVOT, Prop Rod
	12	05096972AA	1			29				RETAINER, Hood Prop
	13	05098840AA	1			29				PIVOT, Prop Rod
	14	05101654AA	1			29				CABLE, Hood Release
	15	05101102AA	2			29				CLIP, Cable Routing
	16	05096557AA	1			29				RELEASE, Hood Latch
	17	05099945AA	1			29				PLATE, Hood Lock
	-18	05097483AA	1			29				SILENCER, Hood
	-19	06104900AB	13			29				RIVET, Insulation To Hood
	20	05101655AA	2			29				BUMPER, Rubber
	-21	05114354AA	2			29				SCREW, Hex Flange Head
	-22	05099253AA	2			29				FOIL, Insulator
	23	05101306AA	1			29				SEAL, Hood
	24	05097736AA	2			29				RIVET
	25	06104567AA	2			29				SCREW
	-26	05097545AA	2			29				BUMPER, Rubber

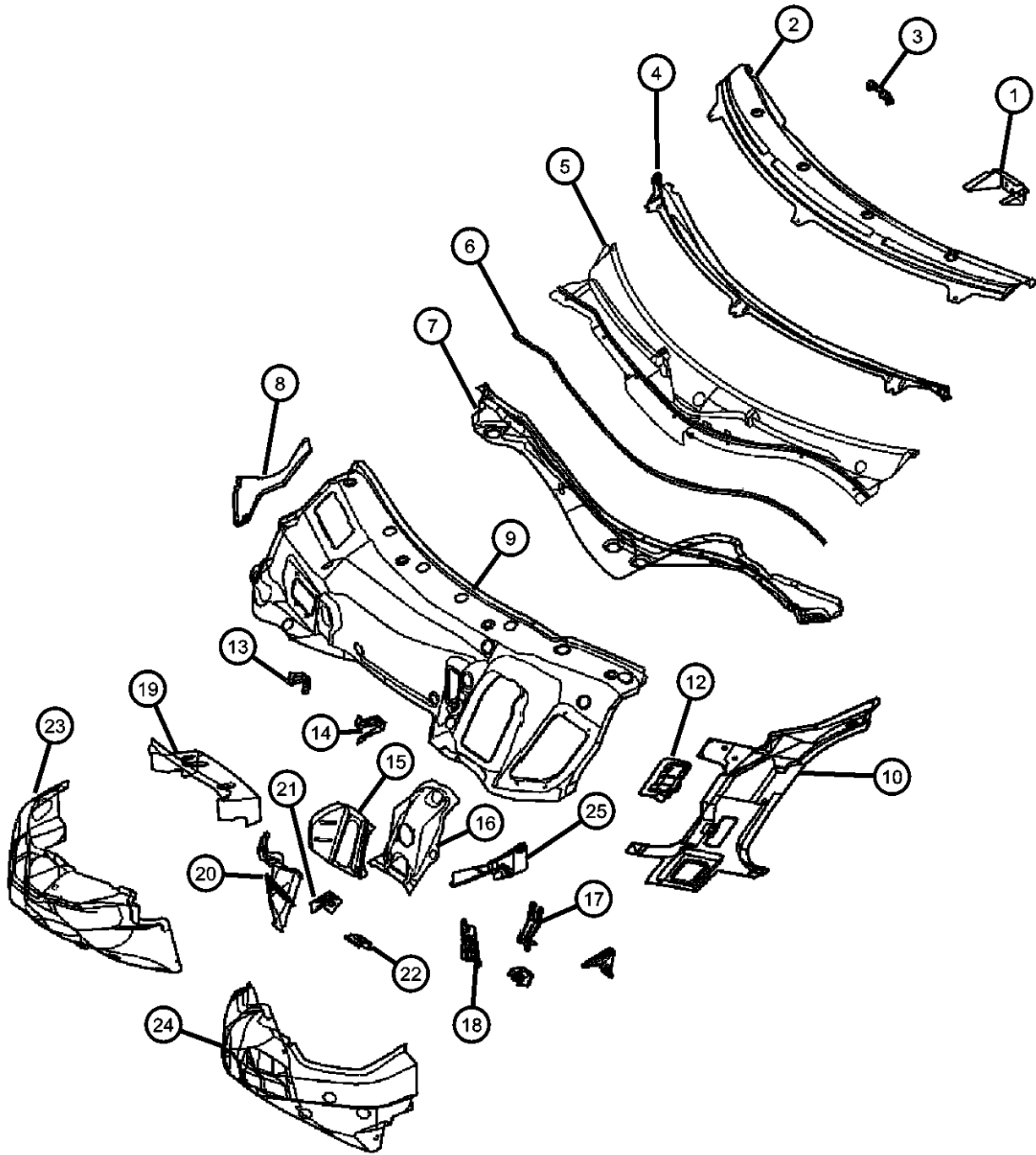
**CROSSFIRE (ZH)**

SERIES	LINE	BODY	ENGINE	TRANSMISSION
P = PREMIUM	C = CHRYSLER	27 = 2-DR CONVERTIBLE	EGX = Engine - 3.2L V6 SOHC 18 Valve	DGJ = Transmission-5-Spd. Automatic, W5A580
S = SPORT	Z = CHRYSLER	29 = SPECIALTY COUPE	EGZ = Engine - 3.2L V6 Supercharged	DED = Transmission - 6-Speed Manual
X = SPECIAL				DGU = Transmission - 5-Spd Automatic

AR = use ase required - = Non illustrated part

2004 ZH

Cowl and Dash Panel  
Figure SZH-610

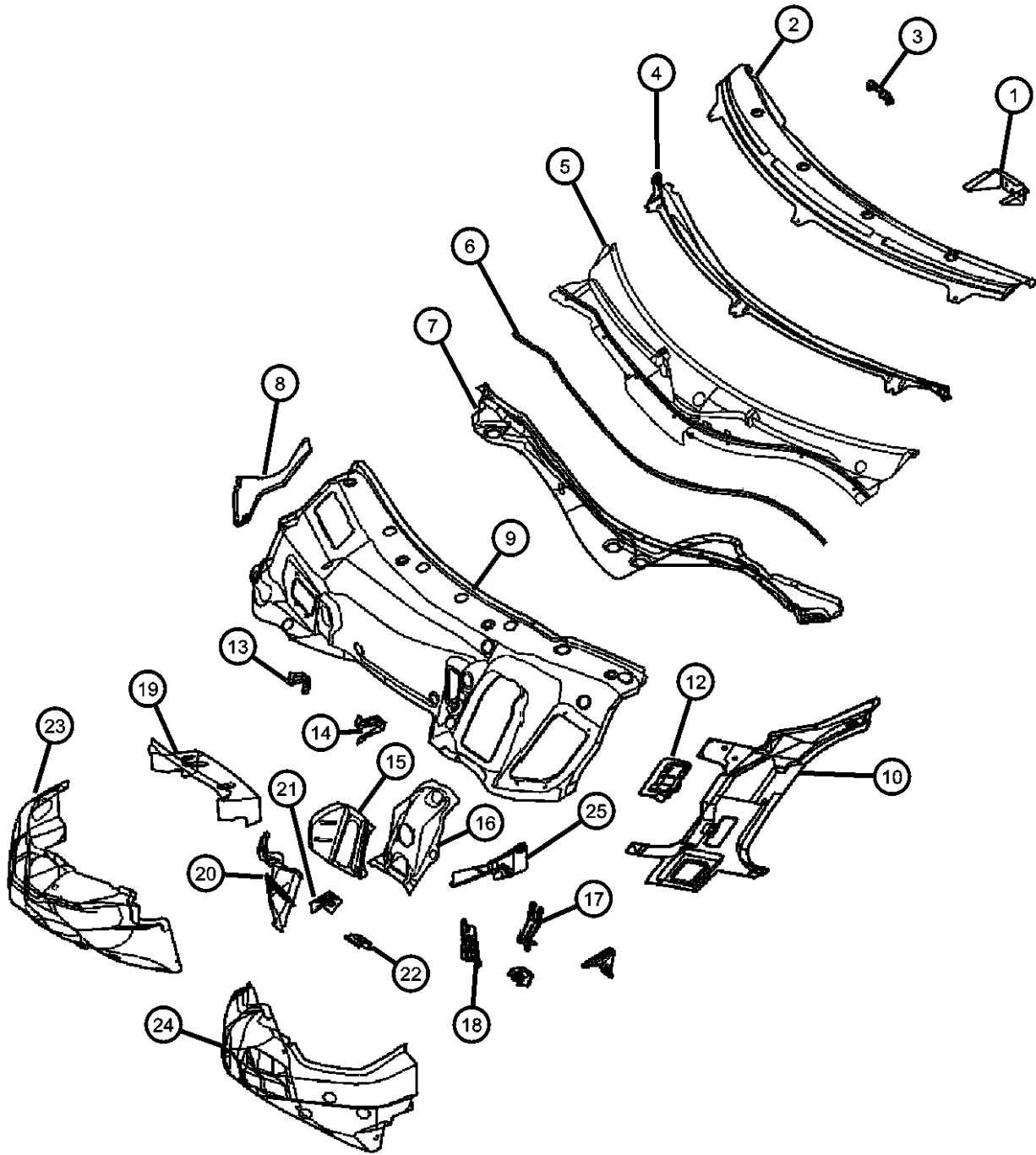


ITEM	PART NUMBER	QTY	LINE	SERIES	BODY	ENGINE	TRANS	TRIM	DESCRIPTION
1	05097339AA	1	C		29				BRACKET, Steering Column
2	05099021AA	1			29				GRILLE, Cowl Panel
3	05097345AA	1			29				BRACKET, Steering Column
4	05099022AA	1	C		29				PANEL, Cowl Screen to Windshield
5									PANEL, Cowl Top
	05098627AA	1	C		29				
	05098628AA	1	Z		29				
6	05101296AA	1			29				SEAL, Cowl Screen To Plenum
7									DUCT, Fresh Air
	05098232AA	1	C		29				
	05098233AA	1	Z		29				
8									DIVIDER, A/C and Heater
	05101618AA	1	C		29				
	05101619AA	1	Z		29				
9									PANEL, Dash Upper
	05096673AA	1	C		29				
	05096675AA	1	Z		29				
10									PILLAR, Hinge Inner
	05096692AA	1			29				Right
	05096693AA	1			29				Left
-11									TUBE, Drain, Cowl
	05099064AA	1	Z		29				
	05103138AA	1	C		29				
12									BRACKET, Instrument Panel
	05097354AA	1			29				Right
	05097355AA	1			29				Left
13	05098565AA	1	C		29				BRACKET, Heater Core TubesRight
14	05098566AA	1	C		29				BRACKET, Heater Core TubesLeft
15									BRACKET, Pedal
	05101623AA	1	C		29				
	05101624AA	1	Z		29				
16									REINFORCEMENT, Foot Control
	05099931AA	1	C		29				
	05099932AA	1	Z		29				

CROSSFIRE (ZH)		BODY		ENGINE	TRANSMISSION
SERIES	LINE				
P = PREMIUM	C = CHRYSLER	27 = 2-DR CONVERTIBLE		EGX = Engine - 3.2L V6 SOHC 18 Valve	DGJ = Transmission-5-Spd. Automatic,W5A580
S = SPORT	Z = CHRYSLER	29 = SPECIALTY COUPE		EGZ = Engine - 3.2L V6 Supercharged	DED = Transmission - 6-Speed Manual
X = SPECIAL					DGU = Transmission - 5-Spd Automatic



Cowl and Dash Panel  
Figure SZH-610

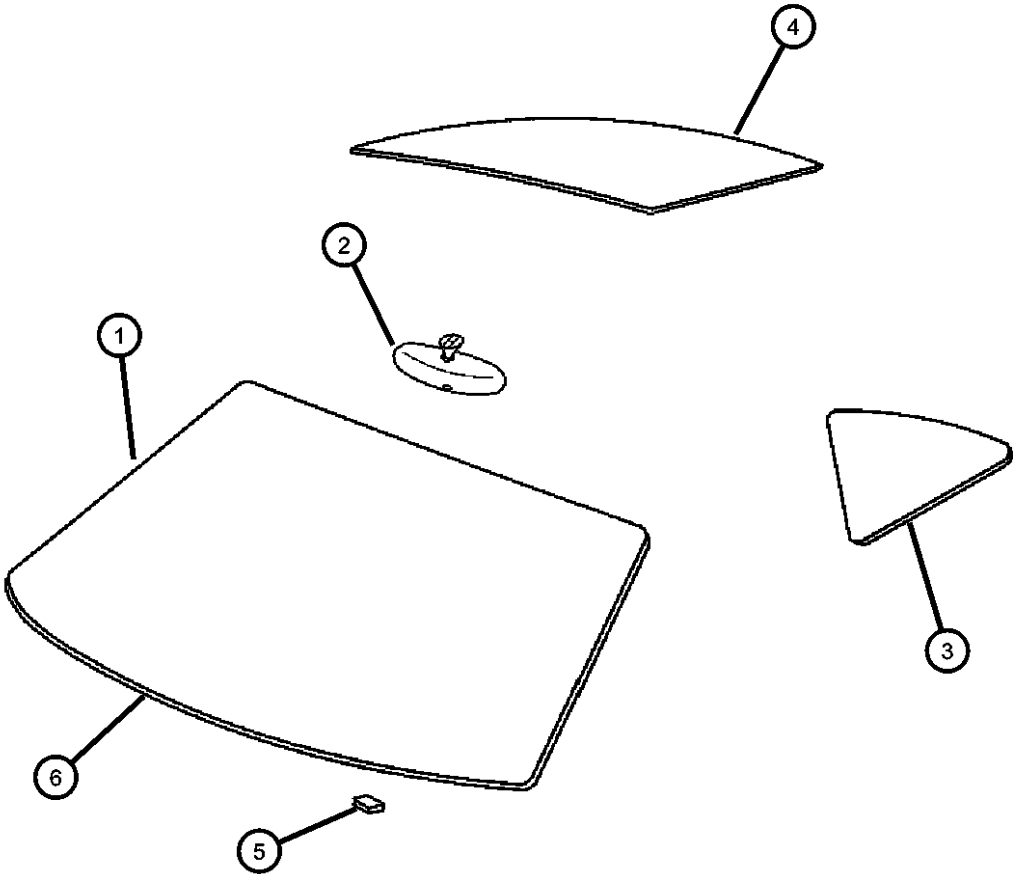


ITEM	PART NUMBER	QTY	LINE	SERIES	BODY	ENGINE	TRANS	TRIM	DESCRIPTION
17									BRACKET, Brake master cylinder
	05098563AA	1	C		29				
	05098564AA	1	Z		29				
18	05098594AA	1			29				BRACKET, Fuel purging valve
19	05097917AA	1			29				PANEL, Tunnel Top Reinforcement
20	05097917AA	1							REINFORCEMENT, Firewall, (NOT SERVICED)
21	05098574AA	1	C		29				BRACKET, Sensor Mounting
22	05098573AA	1	C		29				BRACKET, Pedal
23									SHIELD, Isolator
	05096677AA	1	C		29				Lower Right
	05096679AA	1	Z		29				Lower Right
24									SHIELD, Isolator
	05096674AA	1	C		29				Lower Left
	05096676AA	1	Z		29				Lower Left
25									REINFORCEMENT, Front Side Rail to Dash
	05099573AA	1			29				Left
	05099574AA	1			29				Right

CROSSFIRE (ZH)					
SERIES	LINE	BODY	ENGINE	TRANSMISSION	
P = PREMIUM	C = CHRYSLER	27 = 2-DR CONVERTIBLE	EGX = Engine - 3.2L V6 SOHC 18 Valve	DGJ = Transmission-5-Spd. Automatic,W5A580	
S = SPORT	Z = CHRYSLER	29 = SPECIALTY COUPE	EGZ = Engine - 3.2L V6 Supercharged	DED = Transmission - 6-Speed Manual	
X = SPECIAL				DGU = Transmission - 5-Spd Automatic	

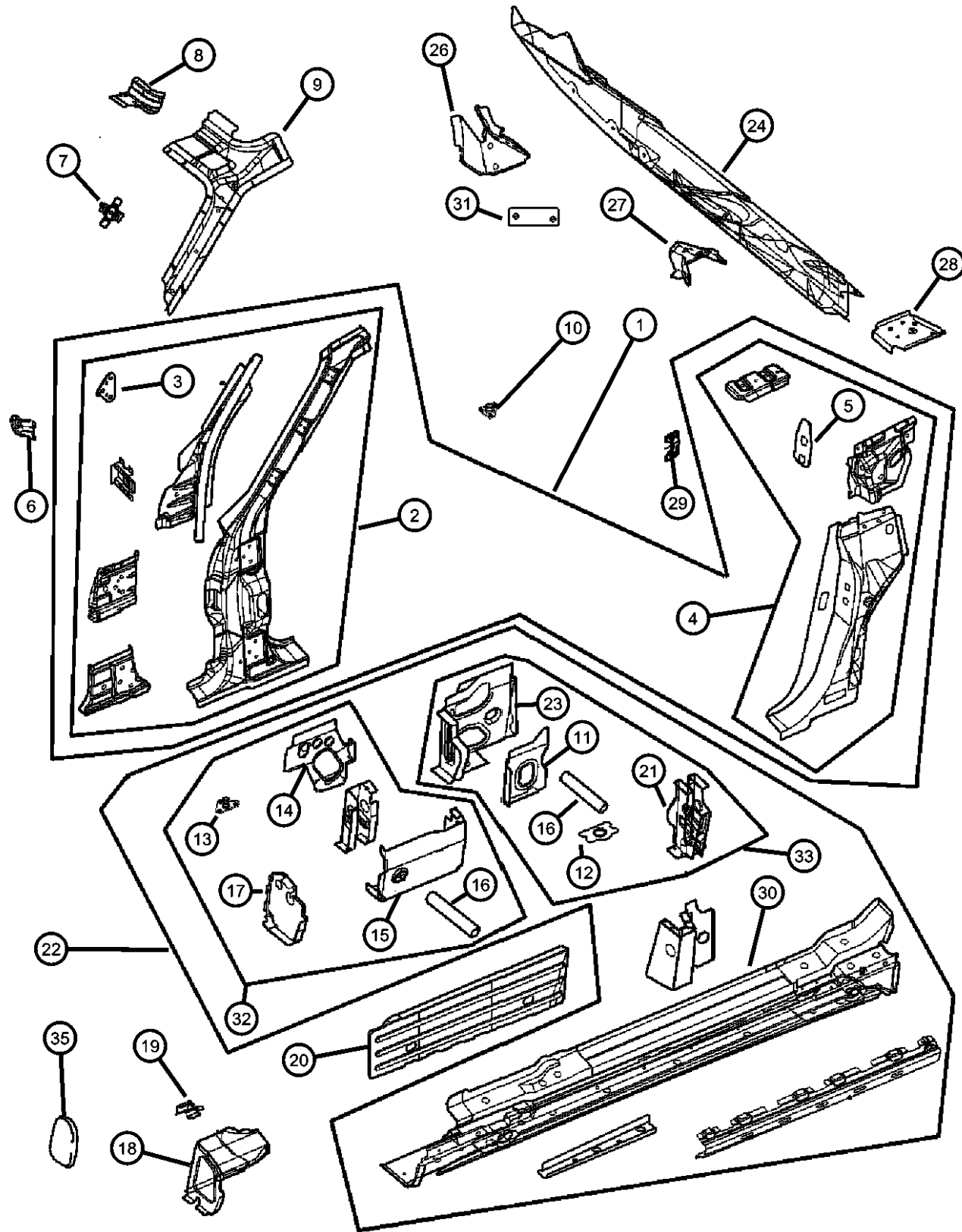
Glass, Windshield, Backlite, Quarter and Rear View Mirror  
Figure SZH-710

ITEM	PART NUMBER	QTY	LINE	SERIES	BODY	ENGINE	TRANS	TRIM	DESCRIPTION
1	05097475AA	1			29				WINDSHIELD
2	05099961AA	1			29				MIRROR, Inside Rear View
3									GLASS, Quarter
	05096777AA	1			29				Left
	05096778AA	1			29				Right
4									BACKLITE
	05096779AA	1			29				
	05114329AA	1			29				Export
5	05101068AA	3			29				PAD
6	05101297AA	1			29				SEAL, Windshield, Lower



<b>CROSSFIRE (ZH)</b>				
SERIES	LINE	BODY	ENGINE	TRANSMISSION
P = PREMIUM	C = CHRYSLER	27 = 2-DR CONVERTIBLE	EGX = Engine - 3.2L V6 SOHC 18 Valve	DGJ = Transmission-5-Spd. Automatic,W5A580
S = SPORT	Z = CHRYSLER	29 = SPECIALTY COUPE	EGZ = Engine - 3.2L V6 Supercharged	DED = Transmission - 6-Speed Manual
X = SPECIAL				DGU = Transmission - 5-Spd Automatic

# Front Aperture Figure SZH-810



ITEM	PART NUMBER	QTY	LINE	SERIES	BODY	ENGINE	TRANS	TRIM	DESCRIPTION
1									PANEL, Body Side Aperture, (See Illustration 910 for other components of this part)
	05097462AA	1			29				Right
		1	Z		29				Right
	05097463AA	1			29				Left
2									PILLAR, Front
	05096764AA	1			29				Right
	05096765AA	1			29				Left
3	05101668AA	1			29				BRACKET, Hinge Reinforcement
4									PILLAR, Center
	05097458AA	1			29				Right
	05097459AA	1			29				Left
5	05098695AA	1			29				BRACKET, Threaded Plate
6	05098597AA	1			29				BRACKET, A-PillarLower
7	05098645AA	1			29				BRACKET, A-PillarUpper
8									REINFORCEMENT, Front Pillar
	05101317AA	1			29				Left
	05101318AA	1			29				Right
9									FRAME, Windshield Side
	05097464AA	1			29				Right
	05097465AA	1			29				Left
10	05097961AA	1			29				NUT, Flange
11									REINFORCEMENT, Jacking
	05099490AA	1			29				Right
	05099491AA	1			29				Left
12	05101549AA	1			29				REINFORCEMENT, Side Panel
13	05097961AA	1			29				NUT, Flange
14									REINFORCEMENT, Jacking
	05099482AA	1			29				Right
	05099483AA	1			29				Left
15									REINFORCEMENT, Jacking
	05101634AA	1			29				Right
	05101635AA	1			29				Left
16	05098928AA	1			29				REINFORCEMENT, Sill

## CROSSFIRE (ZH)

SERIES LINE  
P = PREMIUM C = CHRYSLER  
S = SPORT Z = CHRYSLER  
X = SPECIAL

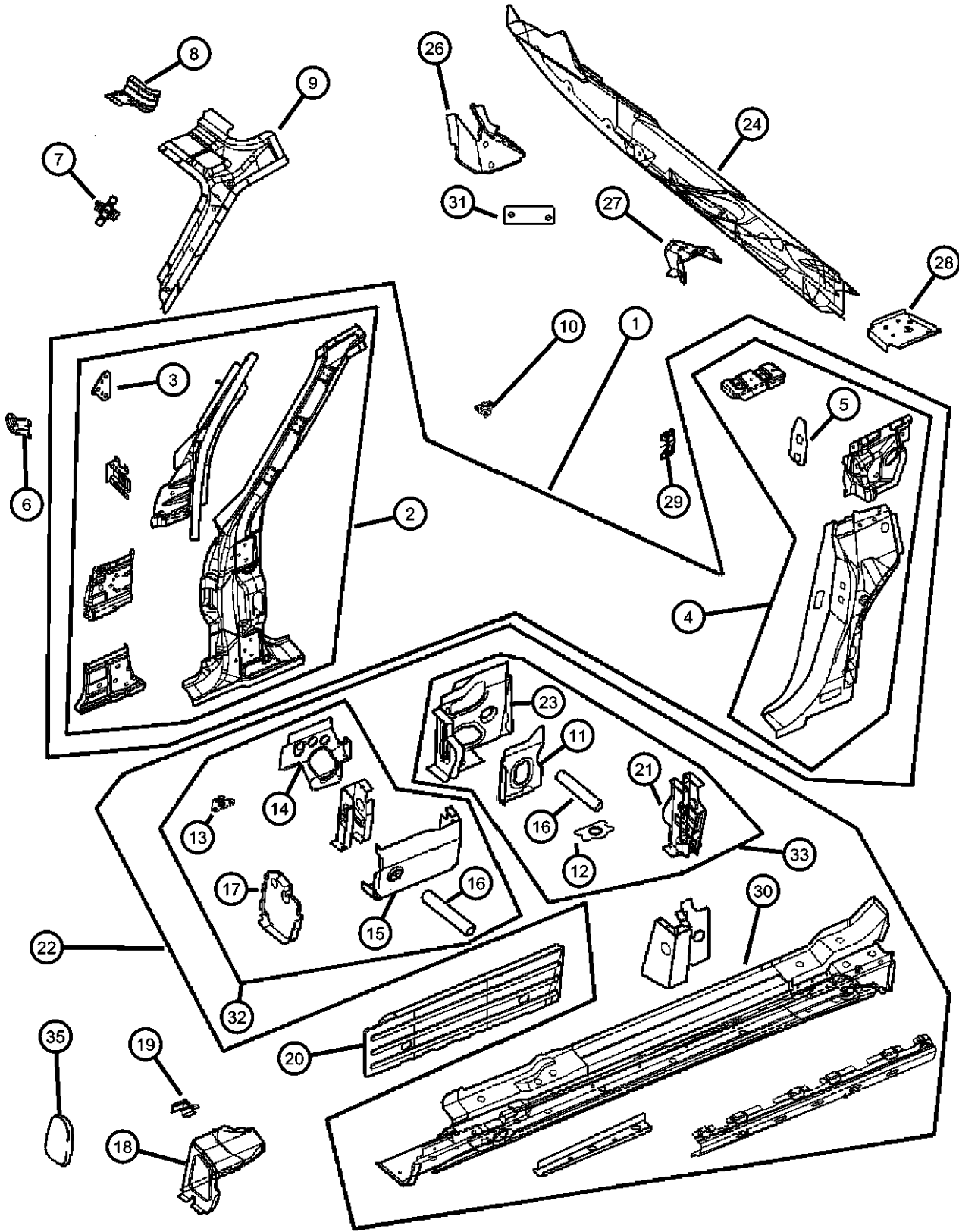
BODY  
27 = 2-DR CONVERTIBLE  
29 = SPECIALTY COUPE

ENGINE  
EGX = Engine - 3.2L V6 SOHC  
18 Valve  
EGZ = Engine - 3.2L V6  
Supercharged  
TRANSMISSION  
DGJ = Transmission-5-Spd.  
Automatic,W5A580  
DED = Transmission - 6-Speed  
Manual  
DGU = Transmission - 5-Spd  
Automatic

AR = use ase required - = Non illustrated part

2004 ZH

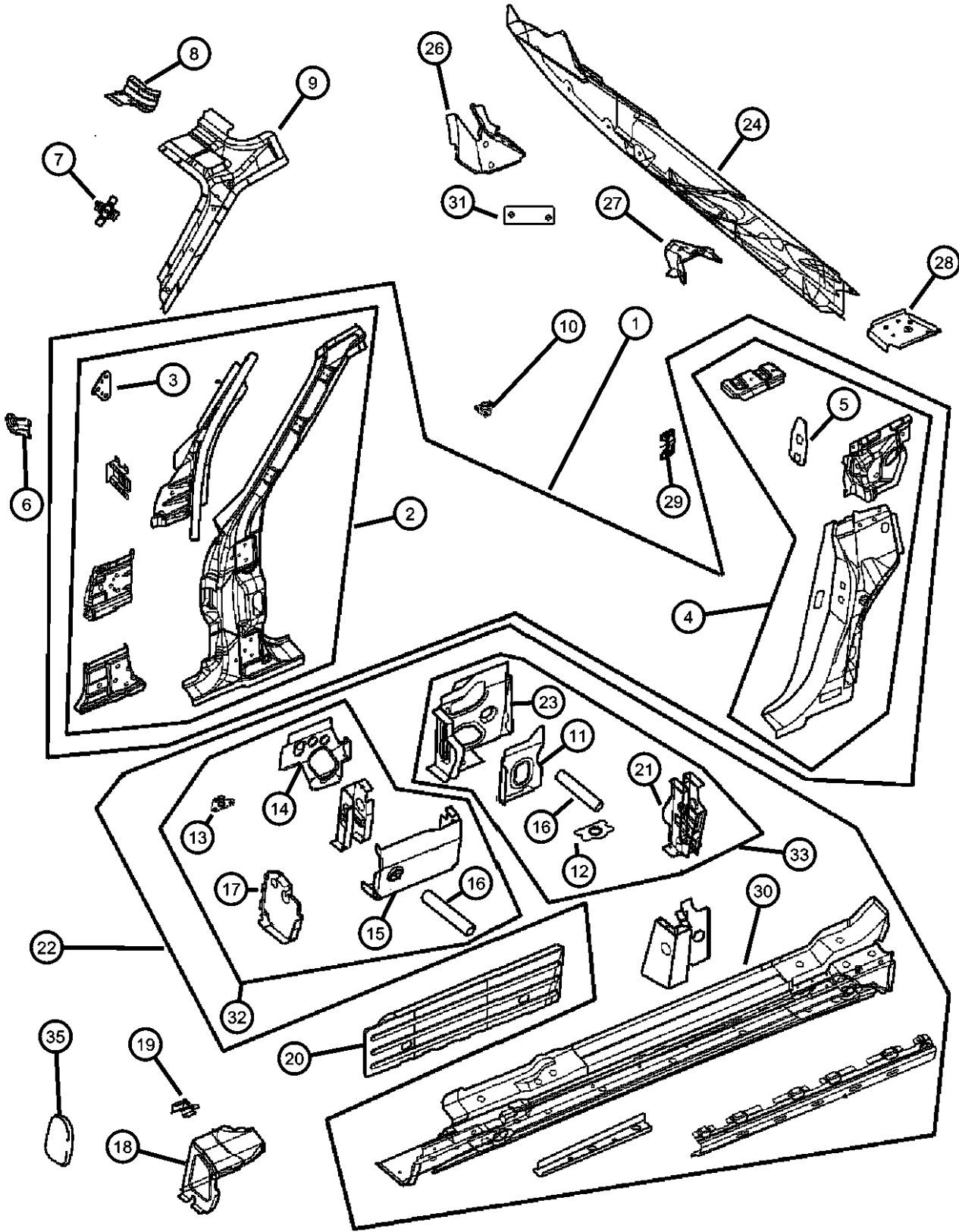
Front Aperture  
Figure SZH-810



ITEM	PART NUMBER	QTY	LINE	SERIES	BODY	ENGINE	TRANS	TRIM	DESCRIPTION
17									COVER
	05096696AA	1			29				Right
	05096697AA	1			29				Left
18									REINFORCEMENT, Side Rail
	05099496AA	1			29				Right
	05099497AA	1			29				Left
19	05098596AA	1			29				BRACKET, Side Rail
20									PANEL, Side Sill
	05099504AA	1			29				Right
	05099505AA	1			29				Left
21									REINFORCEMENT, Jacking
	05099486AA	1			29				Right
	05099487AA	1			29				Left
22									SILL, Body Side
	05096767AA	1			29				Left
	05096768AA	1			29				Right
23									REINFORCEMENT, Crossmember
	05099488AA	1			29				Right
	05099489AA	1			29				Left
24	05099947AA	1			29				PANEL, Fuel Tank Service
-25	05097020AA	2			29				RIVET
26	05097359AA	1			29				BRACKET, Wheel HouseLower Rear
27	05097358AA	1			29				BRACKET, Wheel HouseLeft Rear
28									BRACKET, B-Pillar
	05101266AA	1			29				Right
	05101267AA	1			29				Left
29	05097544AA	1			29				PLATE, Tapping
30									SIDEMEMBER, Floor
	05099034AA	1			29				Right
	05099035AA	1			29				Left
31	05102735AA	1			29				PLATE, Rear Apron Lower
32									REINFORCEMENT, Jacking
	05101631AA	1			29				Left

CROSSFIRE (ZH)		BODY		ENGINE	TRANSMISSION
SERIES	LINE				
P = PREMIUM	C = CHRYSLER	27 = 2-DR CONVERTIBLE		EGX = Engine - 3.2L V6 SOHC 18 Valve	DGJ = Transmission-5-Spd. Automatic,W5A580
S = SPORT	Z = CHRYSLER	29 = SPECIALTY COUPE		EGZ = Engine - 3.2L V6 Supercharged	DED = Transmission - 6-Speed Manual
X = SPECIAL					DGU = Transmission - 5-Spd Automatic

Front Aperture  
Figure SZH-810

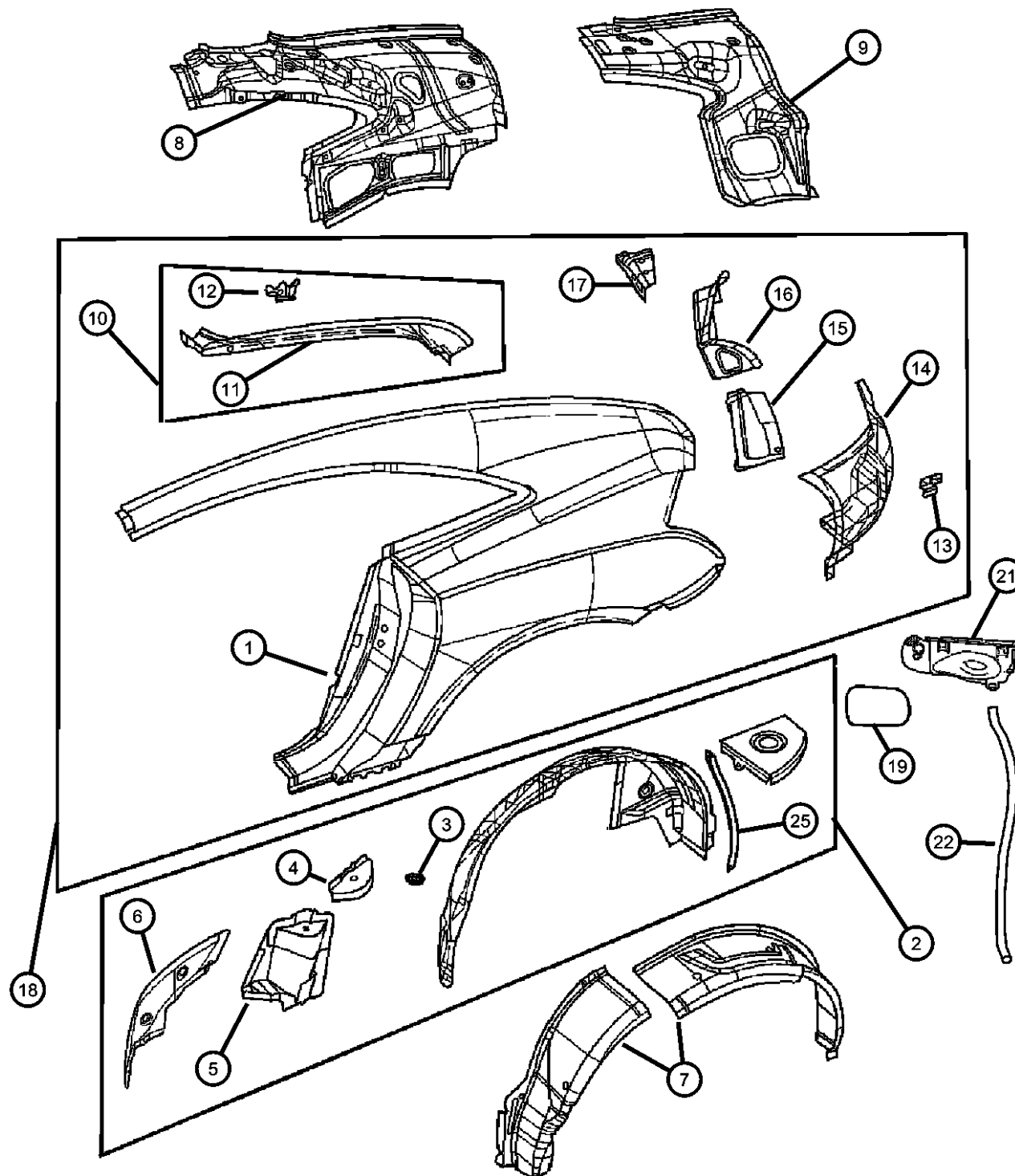


ITEM	PART NUMBER	QTY	LINE	SERIES	BODY	ENGINE	TRANS	TRIM	DESCRIPTION
	05101632AA	1			29				Right
33	05104765AA	1			29				REINFORCEMENT, Jacking
	05104767AA	1			29				Left
-34									Right
	05097454AA	1			29				PANEL, Body Side Aperture, Skin Only
	05097455AA	1			29				Complete, Right
35	05101265AA	1			29				Complete, Left
									COVER, Floor Brace

CROSSFIRE (ZH)					
SERIES	LINE	BODY	ENGINE	TRANSMISSION	
P = PREMIUM	C = CHRYSLER	27 = 2-DR CONVERTIBLE	EGX = Engine - 3.2L V6 SOHC 18 Valve	DGJ = Transmission-5-Spd. Automatic,W5A580	
S = SPORT	Z = CHRYSLER	29 = SPECIALTY COUPE	EGZ = Engine - 3.2L V6 Supercharged	DED = Transmission - 6-Speed Manual	
X = SPECIAL				DGU = Transmission - 5-Spd Automatic	

AR = use ase required - = Non illustrated part

# Rear Quarter Figure SZH-910



ITEM	PART NUMBER	QTY	LINE	SERIES	BODY	ENGINE	TRANS	TRIM	DESCRIPTION
1	05101670AA	1			29				PANEL, Quarter Right
	05101671AA	1			29				Left
2	05099570AA	1			29				WHEELHOUSE, Rear Inner Right
	05099571AA	1			29				Left
3	05098026AA	1			29				RETAINER, Rear Floor Body Support
4	05099428AA	1			29				REINFORCEMENT, Strut, Rear Suspension Right
	05099429AA	1			29				Left
5	05099924AA	1			29				SUPPORT, Shock Absorber Right
	05099925AA	1			29				Left
6	05096700AA	1			29				REINFORCEMENT, Side Rail Right
	05096701AA	1			29				Left
7	05103034AA	1							WHEELHOUSE, Rear Outer Right
	05103035AA	1							Left
8	05096770AA	1			29				PANEL, Quarter Inner Right
	05096771AA	1			29				Left
9	05101324AA	1			29				PANEL, C Pillar Outer Right
	05101325AA	1			29				Left
10	05097976AA	1			29				TROUGH Right
	05097977AA	1			29				Left
11	05099622AA	1			29				CHANNEL, Roof Drip Right
	05099623AA	1			29				Left
12	05099592AA	1			29				REINFORCEMENT, Gas Spring Right

## CROSSFIRE (ZH)

SERIES LINE  
P = PREMIUM C = CHRYSLER  
S = SPORT Z = CHRYSLER  
X = SPECIAL

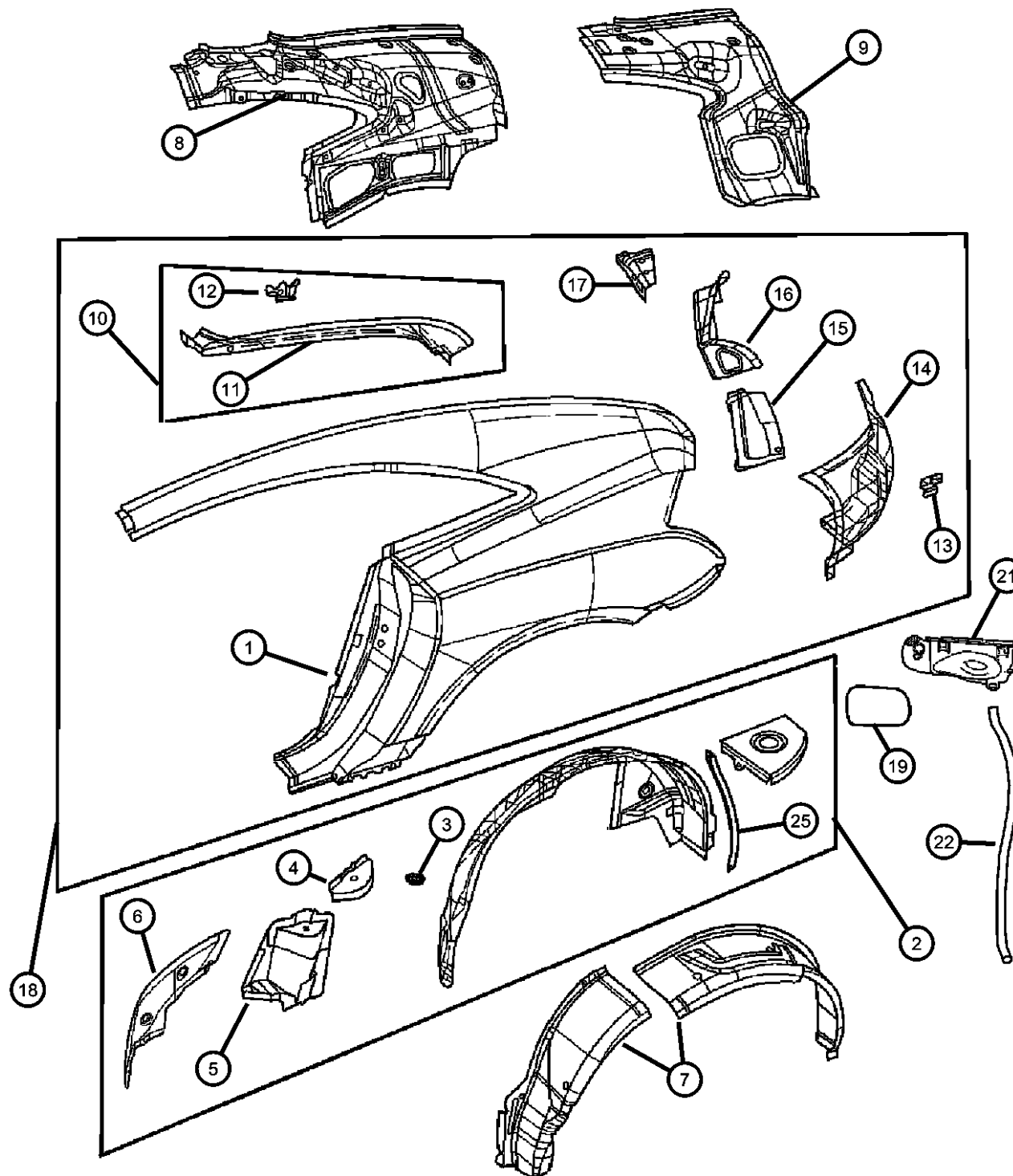
BODY  
27 = 2-DR CONVERTIBLE  
29 = SPECIALTY COUPE

ENGINE TRANSMISSION  
EGX = Engine - 3.2L V6 SOHC 18 Valve  
EGZ = Engine - 3.2L V6 Supercharged  
DGJ = Transmission-5-Spd. Automatic, W5A580  
DED = Transmission - 6-Speed Manual  
DGU = Transmission - 5-Spd Automatic

AR = use ase required - = Non illustrated part

2004 ZH

# Rear Quarter Figure SZH-910



ITEM	PART NUMBER	QTY	LINE	SERIES	BODY	ENGINE	TRANS	TRIM	DESCRIPTION
	05099593AA	1			29				Left
13	05098595AA	1			29				BRACKET, Bumper
14									EXTENSION, Rear Floor Pan
	05101664AA	1			29				Right
	05101665AA	1			29				Left
15									PANEL, Taillamp Mounting
	05098652AA	1			29				Right
	05098653AA	1			29				Left
16									PANEL, Taillamp Mounting
	05098650AA	1			29				Right
	05098651AA	1			29				Left
17									BRACKET, Tail Lamp
	05099616AA	1			29				Right
	05099617AA	1			29				Left
18									PANEL, Body Side Aperture, (See Illustration 810 for other components of this part)
	05097462AA	1			29				Right
	05097463AA	1			29				Left
19	05099677AA	1			29				DOOR, Fuel Fill
-20									PANEL, Body Side Aperture, Skin Only
	05097454AA	1			29				Complete, Right
	05097455AA	1			29				Complete, Left
21	05099987AA	1			29				HOUSING, Fuel Filler, Includes Latch, Hinge and Seal
22	05098654AA	1			29				HOSE, Drain
-23	05099251AA	1			29				MOTOR, Fuel Filler Door
-24	05102812AA	1			29				LATCH, Fuel Filler Door
25	05099988AA	1			29				SEAL, SEAL

## CROSSFIRE (ZH)

SERIES LINE  
P = PREMIUM C = CHRYSLER  
S = SPORT Z = CHRYSLER  
X = SPECIAL

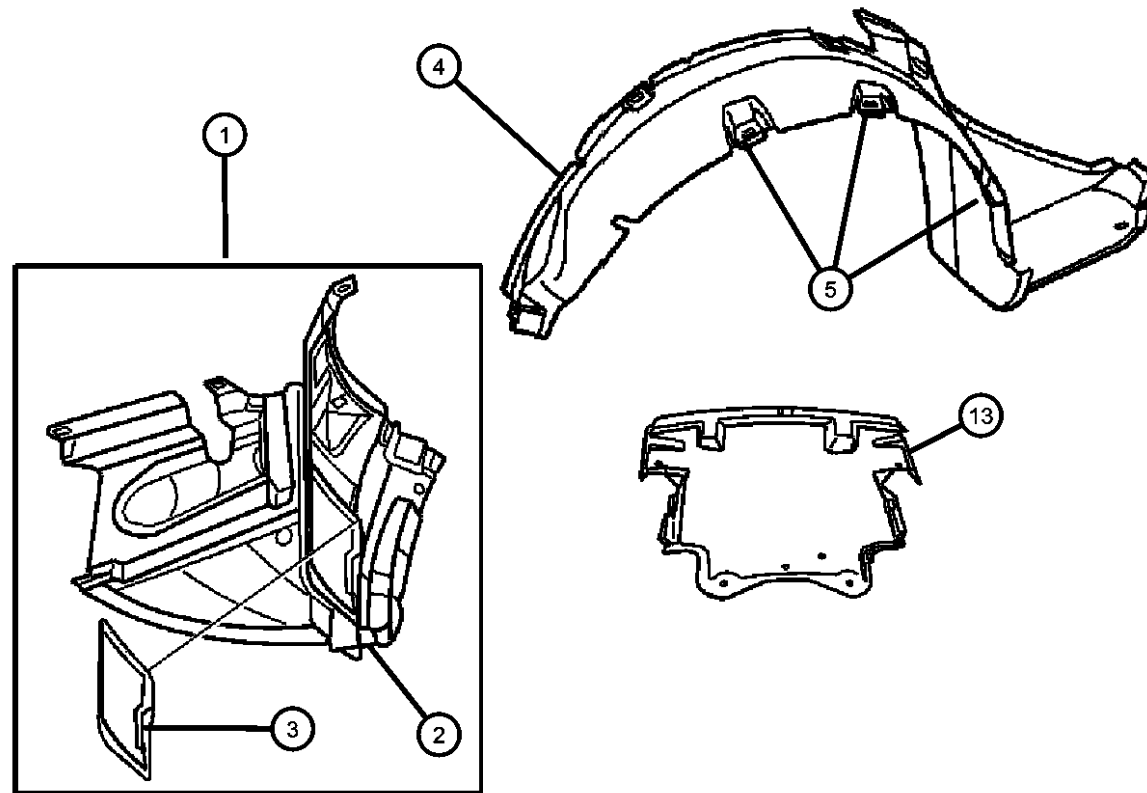
BODY  
27 = 2-DR CONVERTIBLE  
29 = SPECIALTY COUPE

ENGINE TRANSMISSION  
EGX = Engine - 3.2L V6 SOHC 18 Valve  
EGZ = Engine - 3.2L V6 Supercharged  
DGJ = Transmission-5-Spd. Automatic, W5A580  
DED = Transmission - 6-Speed Manual  
DGU = Transmission - 5-Spd Automatic

AR = use ase required - = Non illustrated part

2004 ZH

**Splash Shields  
Figure SZH-1010**



ITEM	PART NUMBER	QTY	LINE	SERIES	BODY	ENGINE	TRANS	TRIM	DESCRIPTION
1									SHIELD, Wheel House, Front Assembly
	05098681AA	1			29				Left
	05098682AA	1			29				Right
2									SHIELD, Splash, Front Section
	05097997AA	1			29				Left
	05097998AA	1			29				Right
3									SHIELD, Splash, Access Door
	05097958AA	1			29				Access Doors For Fog Lamps, Right
	05097959AA	1			29				Access Doors For Fog Lamps, Left
4									SHIELD, Splash, Front Rear Section
	05097999AA	1			29				Left
	05098000AA	1			29				Right
5	05102606AA	3			29				NUT
-6	06104575AA	3			29				SCREW
-7	05099356AA	4			29				SCREW
-8	06104914AA	4			29				NUT, Plastic
-9	06104914AA	4			29				NUT, Plastic
-10	05102650AA	2			29				SCREW, Hex Head
-11	05098844AB	1			29				NUT, Clip-On
-12	05099725AA	2			29				SCREW
13	05096759AA	1			29				SHIELD, Engine Lower
-14	05098854AA	2			29				NUT, Square
-15	05098858AA	2			29				NUT, Square
-16	05073725AA	2			29				SCREW
-17									SHIELD, Accessory Drive
	05096650AA	1	C		29				Left
	05096652AA	1	C		29				Right

**CROSSFIRE (ZH)**

SERIES	LINE
P = PREMIUM	C = CHRYSLER
S = SPORT	Z = CHRYSLER
X = SPECIAL	

BODY
27 = 2-DR CONVERTIBLE
29 = SPECIALTY COUPE

ENGINE
EGX = Engine - 3.2L V6 SOHC 18 Valve
EGZ = Engine - 3.2L V6 Supercharged

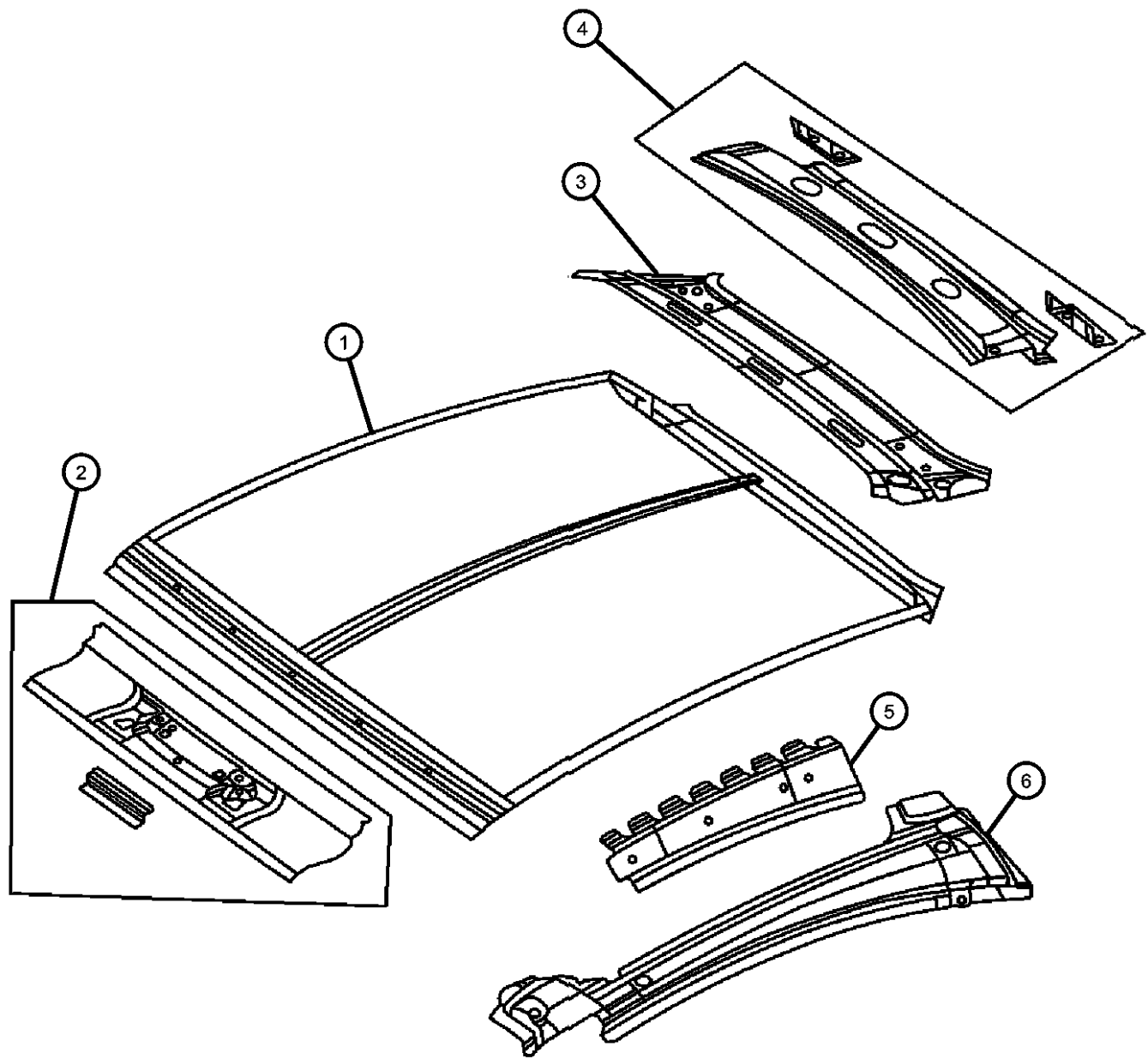
TRANSMISSION
DGJ = Transmission-5-Spd. Automatic, W5A580
DED = Transmission - 6-Speed Manual
DGU = Transmission - 5-Spd Automatic

AR = use ase required - = Non illustrated part

2004 ZH



Roof Panel  
Figure SZH-1110



ITEM	PART NUMBER	QTY	LINE	SERIES	BODY	ENGINE	TRANS	TRIM	DESCRIPTION
1	05101672AA	1			29				ROOF
2	05097470AA	1			29				FRAME, Windshield
3	05097474AA	1			29				FRAME, Liftgate Opening, Lower
4	05097471AA	1			29				FRAME, Liftgate Opening, Upper
5									PANEL, Roof Side Rail, Inner
	05099626AA	1			29				Right
	05099627AA	1			29				Left
6									RAIL, Roof, Outer
	05099126AA	1			29				Right
	05099127AA	1			29				Left

CROSSFIRE (ZH)				
SERIES	LINE	BODY	ENGINE	TRANSMISSION
P = PREMIUM	C = CHRYSLER	27 = 2-DR CONVERTIBLE	EGX = Engine - 3.2L V6 SOHC 18 Valve	DGJ = Transmission-5-Spd. Automatic,W5A580
S = SPORT	Z = CHRYSLER	29 = SPECIALTY COUPE	EGZ = Engine - 3.2L V6 Supercharged	DED = Transmission - 6-Speed Manual
X = SPECIAL				DGU = Transmission - 5-Spd Automatic

Liftgate, Latch and Hinges  
Figure SZH-1310

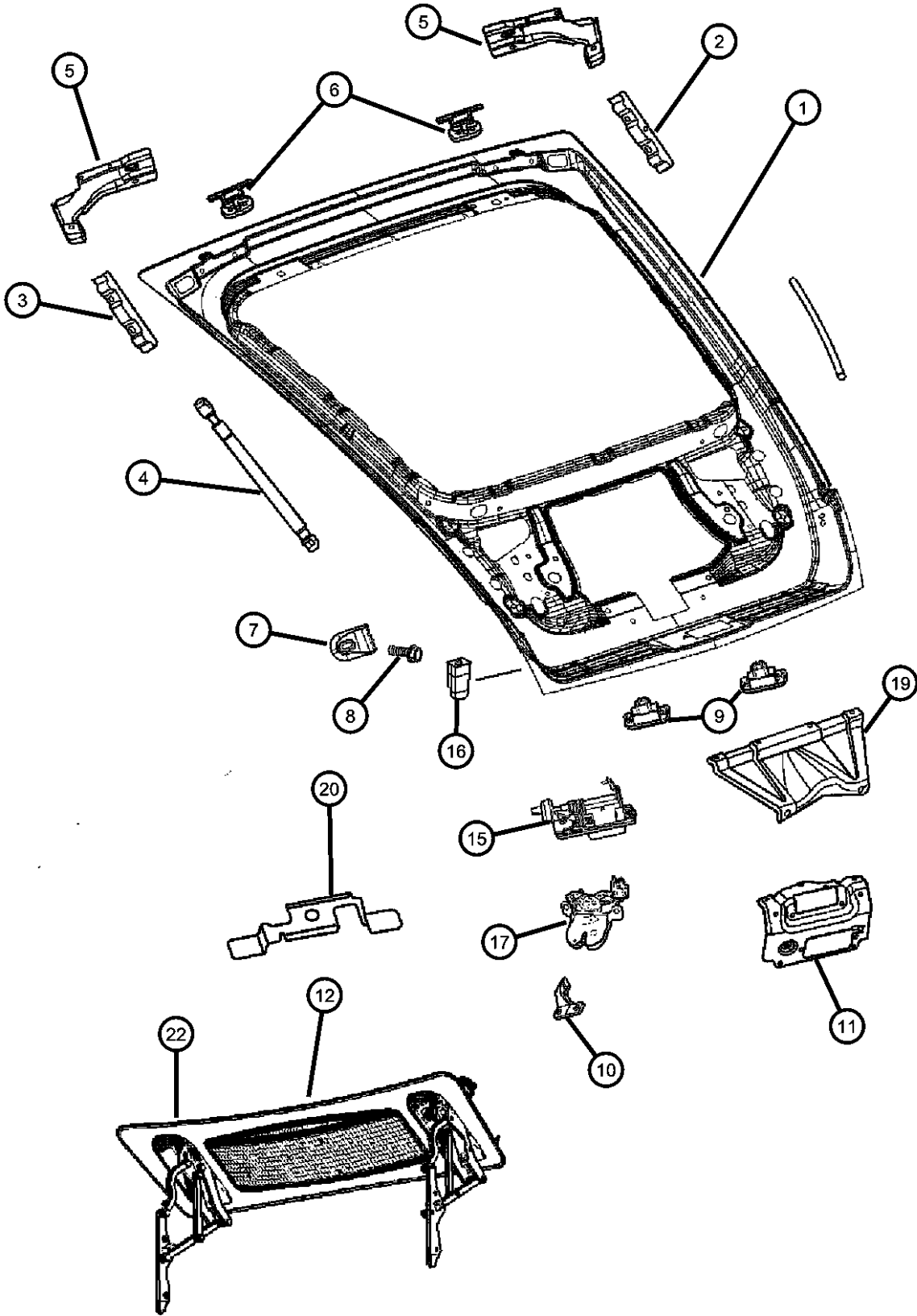
ITEM	PART NUMBER	QTY	LINE	SERIES	BODY	ENGINE	TRANS	TRIM	DESCRIPTION
1	05099150AA	1			29				LIFTGATE
2	05099672AA	1			29				REINFORCEMENT, Gas SpringLeft
3	05099674AA	1			29				REINFORCEMENT, Gas SpringRight
4	05099676AA	2			29				ROD
5									REINFORCEMENT, Liftgate Hinge
	05099678AA	1			29				Left
	05099679AA	1			29				Right
6									HINGE, Liftgate
	05097510AA	1			29				Left
	05097511AA	1			29				Right
7	05098675AA	1			29				BUMPER, Liftgate
8	06104142AA	2			29				SCREW
9	05099804AA	2			29				LAMP, License Plate
10	05103462AA	1			29				STRIKER, Decklid Latch
11	05099670AA	1			29				REINFORCEMENT, Deck Lid Lock
12	05096800AA	1			29				DRIVE, Spoiler
-13	05125765AA	16			29				NUT, Spoiler to Decklid mounting
-14	05127632AB	4			29				SCREW, Spoiler Motor Attaching, Motor to Spoiler mounting
15	05098273AA	1			29				LATCH, Liftgate, With Handle
16	05098837AA	1			29				NUT, Plastic Snap-in
17	05104725AA	1			29				REINFORCEMENT
-18	05114354AA	3			29				SCREW, Hex Flange Head, [M6X16-8.8]
19	05099681AA	1			29				REINFORCEMENT, Tailgate Striker
20	05102734AA	1			29				BRACKET, Tailgate Latch, Rear Apron Lower
-21	05101342AA	1			29				SEAL, Liftgate
22									PANEL, Outer Spoiler, Crossfire
	1BN35P41AA	1			29				[41, DD , DV]
	1BN35P61AA	1			29				[61]
	1BN35PDRAA	1			29				[DR]
	1BN35PRHAA	1			29				[RH]

CROSSFIRE (ZH)				
SERIES	LINE	BODY	ENGINE	TRANSMISSION
P = PREMIUM	C = CHRYSLER	27 = 2-DR CONVERTIBLE	EGX = Engine - 3.2L V6 SOHC 18 Valve	DGJ = Transmission-5-Spd. Automatic,W5A580
S = SPORT	Z = CHRYSLER	29 = SPECIALTY COUPE	EGZ = Engine - 3.2L V6 Supercharged	DED = Transmission - 6-Speed Manual
X = SPECIAL				DGU = Transmission - 5-Spd Automatic

Liftgate, Latch and Hinges  
Figure SZH-1310

ITEM	PART NUMBER	QTY	LINE	SERIES	BODY	ENGINE	TRANS	TRIM	DESCRIPTION
------	-------------	-----	------	--------	------	--------	-------	------	-------------

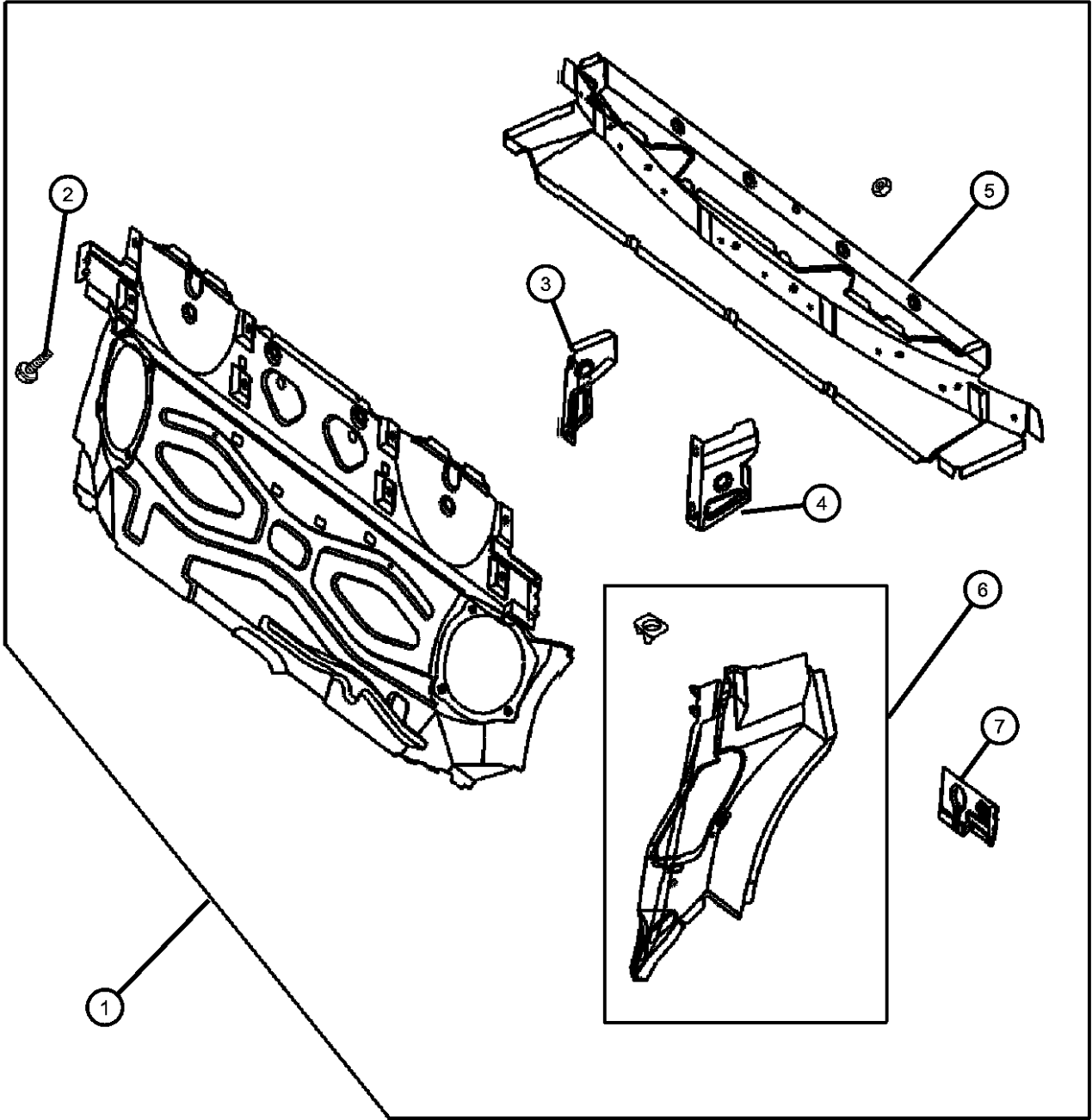
	1BN35PS3AA	1			29				[S3]
-23	05098840AA	2			29				PIVOT, Prop Rod



CROSSFIRE (ZH)		BODY		ENGINE	TRANSMISSION
SERIES	LINE	27 = 2-DR CONVERTIBLE	29 = SPECIALTY COUPE	EGX = Engine - 3.2L V6 SOHC 18 Valve	DGJ = Transmission-5-Spd. Automatic, W5A580
P = PREMIUM	C = CHRYSLER			EGZ = Engine - 3.2L V6 Supercharged	DED = Transmission - 6-Speed Manual
S = SPORT	Z = CHRYSLER				DGU = Transmission - 5-Spd Automatic
X = SPECIAL					

AR = use ase required - = Non illustrated part

Rear Wall  
Figure SZH-1410

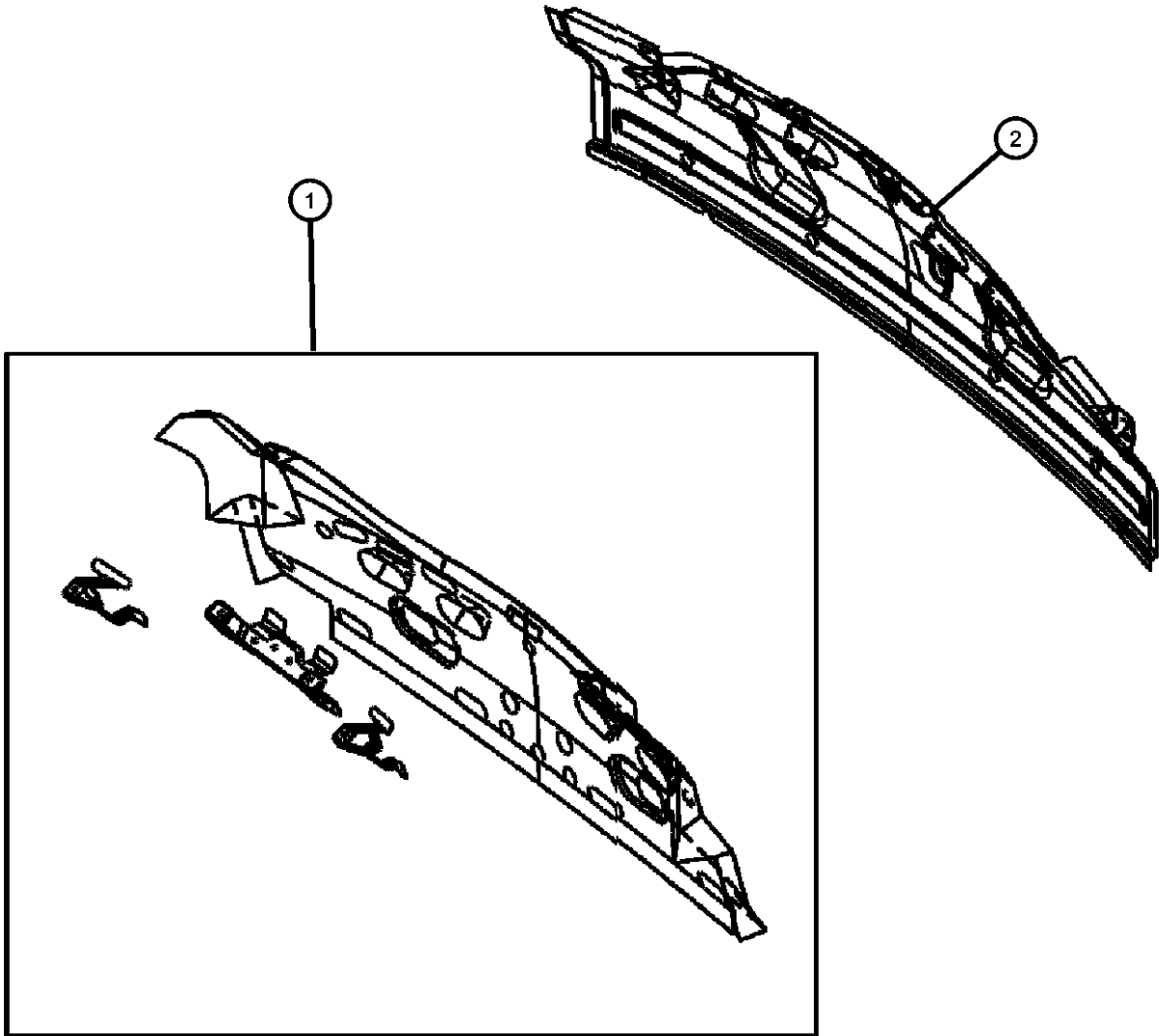


ITEM	PART NUMBER	QTY	LINE	SERIES	BODY	ENGINE	TRANS	TRIM	DESCRIPTION
1	05103108AA	1							PANEL, Rear Wall
2	05103108AA	1							SCREW, (NOT SERVICED)
3									REINFORCEMENT, Crossmember, Inner
	05099506AA	1			29				Right
	05099507AA	1			29				Left
4									REINFORCEMENT, Crossmember, Outer
	05099508AA	1			29				Right
	05099509AA	1			29				Left
5	05099948AA	1			29				CROSSMEMBER, Rear wall
6									PILLAR, Center
	05097458AA	1			29				Right
	05097459AA	1			29				Left
7	05099635AA	1			29				REINFORCEMENT, Body Rear Panel

CROSSFIRE (ZH)				
SERIES	LINE	BODY	ENGINE	TRANSMISSION
P = PREMIUM	C = CHRYSLER	27 = 2-DR CONVERTIBLE	EGX = Engine - 3.2L V6 SOHC 18 Valve	DGJ = Transmission-5-Spd. Automatic,W5A580
S = SPORT	Z = CHRYSLER	29 = SPECIALTY COUPE	EGZ = Engine - 3.2L V6 Supercharged	DED = Transmission - 6-Speed Manual
X = SPECIAL				DGU = Transmission - 5-Spd Automatic

Rear Closure Panel  
Figure SZH-1420

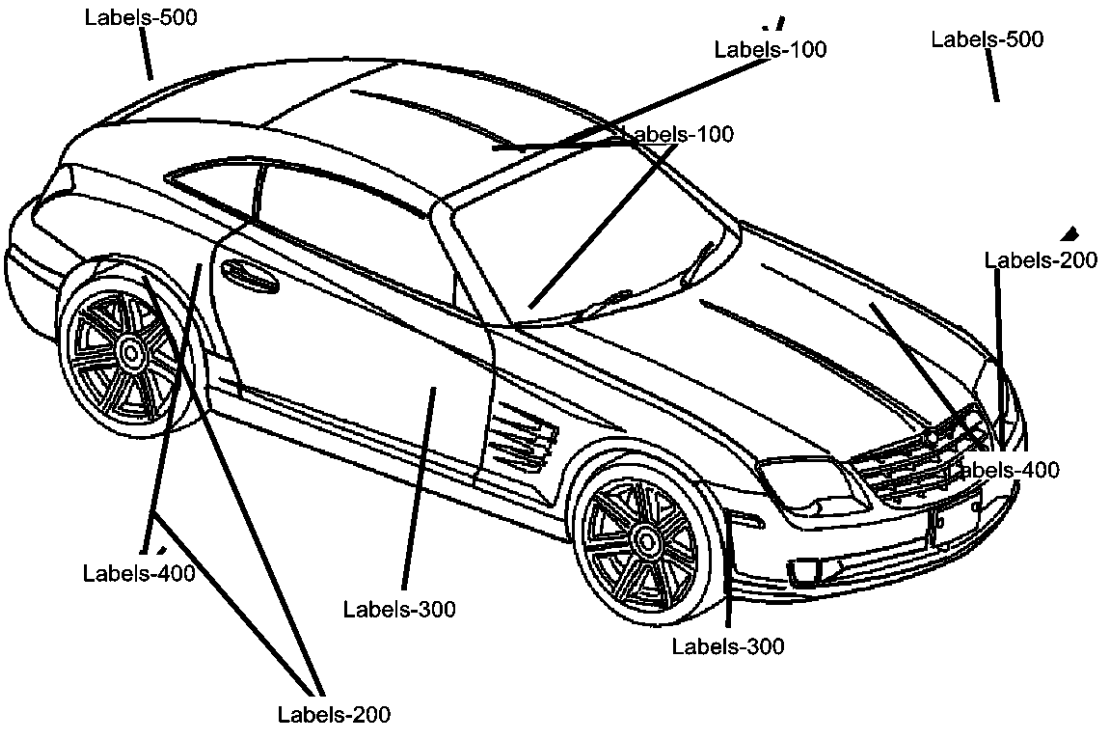
ITEM	PART NUMBER	QTY	LINE	SERIES	BODY	ENGINE	TRANS	TRIM	DESCRIPTION
1	05097468AA	1			29				PANEL, Rear ClosureInner
2	05097975AA	1			29				PANEL, Rear ClosureOuter



CROSSFIRE (ZH)				
SERIES	LINE	BODY	ENGINE	TRANSMISSION
P = PREMIUM	C = CHRYSLER	27 = 2-DR CONVERTIBLE	EGX = Engine - 3.2L V6 SOHC 18 Valve	DGJ = Transmission-5-Spd. Automatic,W5A580
S = SPORT	Z = CHRYSLER	29 = SPECIALTY COUPE	EGZ = Engine - 3.2L V6 Supercharged	DED = Transmission - 6-Speed Manual
X = SPECIAL				DGU = Transmission - 5-Spd Automatic

# Group - LBLS

## Labels All Vehicle Locations



### Group - LBLS Labels All Vehicle Locations

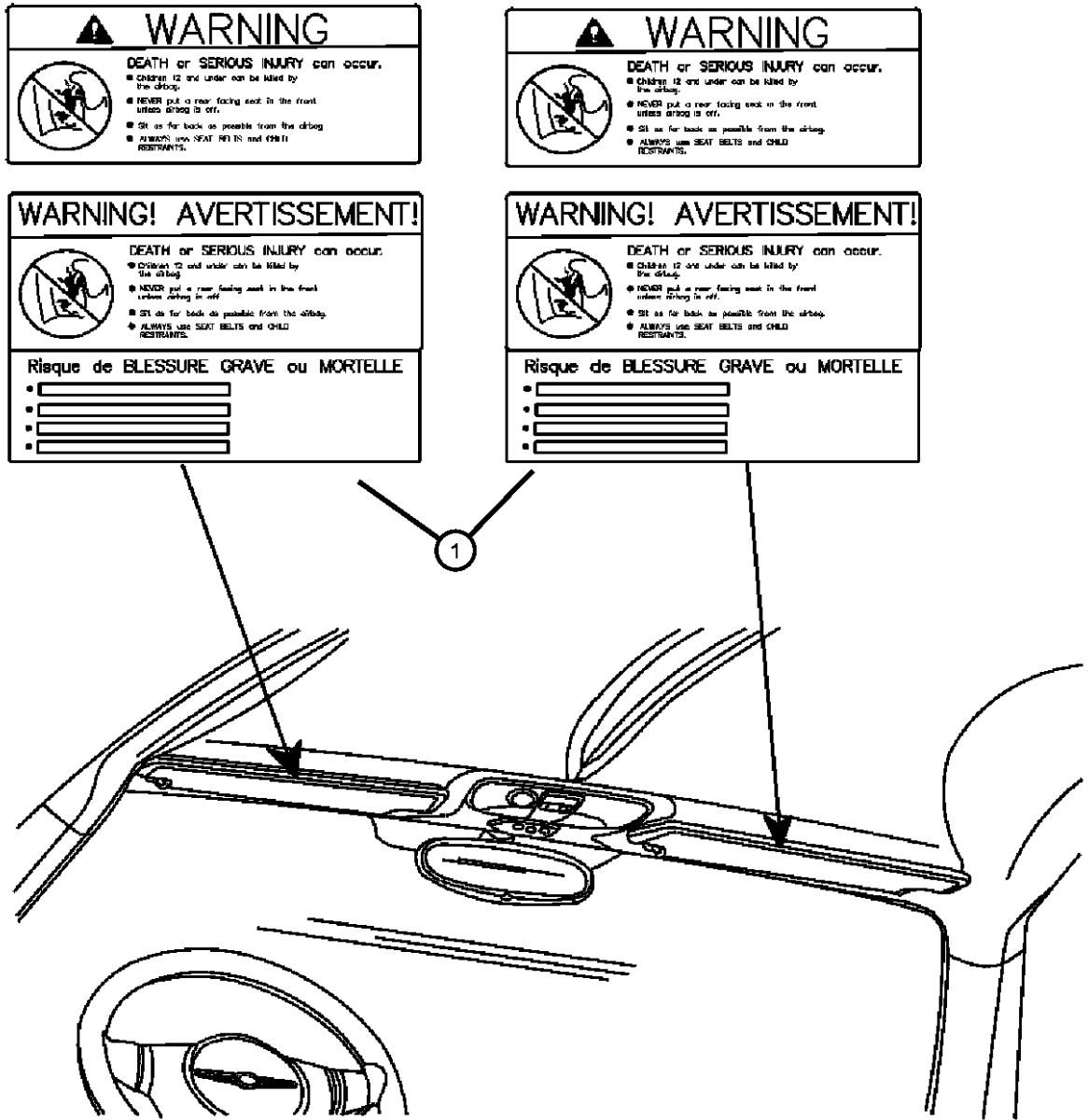
Illustration Title	Group-Fig. No.
<b>Interior</b>	
Visor.....	Fig. LBLS - 105
Instrument Panel.....	Fig. LBLS - 110
Rear Interior.....	Fig. LBLS - 115
<b>Under Hood</b>	
Dash Panel.....	Fig. LBLS - 205
Core Support.....	Fig. LBLS - 210
Power Distribution Center.....	Fig. LBLS - 215
Reservoir.....	Fig. LBLS - 220
<b>Doors</b>	
Door.....	Fig. LBLS - 305
Door Opening.....	Fig. LBLS - 310
<b>Exterior</b>	
Fuel Door.....	Fig. LBLS - 405
Bumper.....	Fig. LBLS - 410
<b>Trunk</b>	
Trunk Area.....	Fig. LBLS - 505
Liftgate.....	Fig. LBLS - 510

<b>LBLS-100</b> Interior	<b>LBLS-200</b> Under Hood	<b>LBLS-300</b> Doors	<b>LBLS-400</b> Exterior
<b>LBLS-500</b> Trunk			

Visor  
Figure LBL5-105

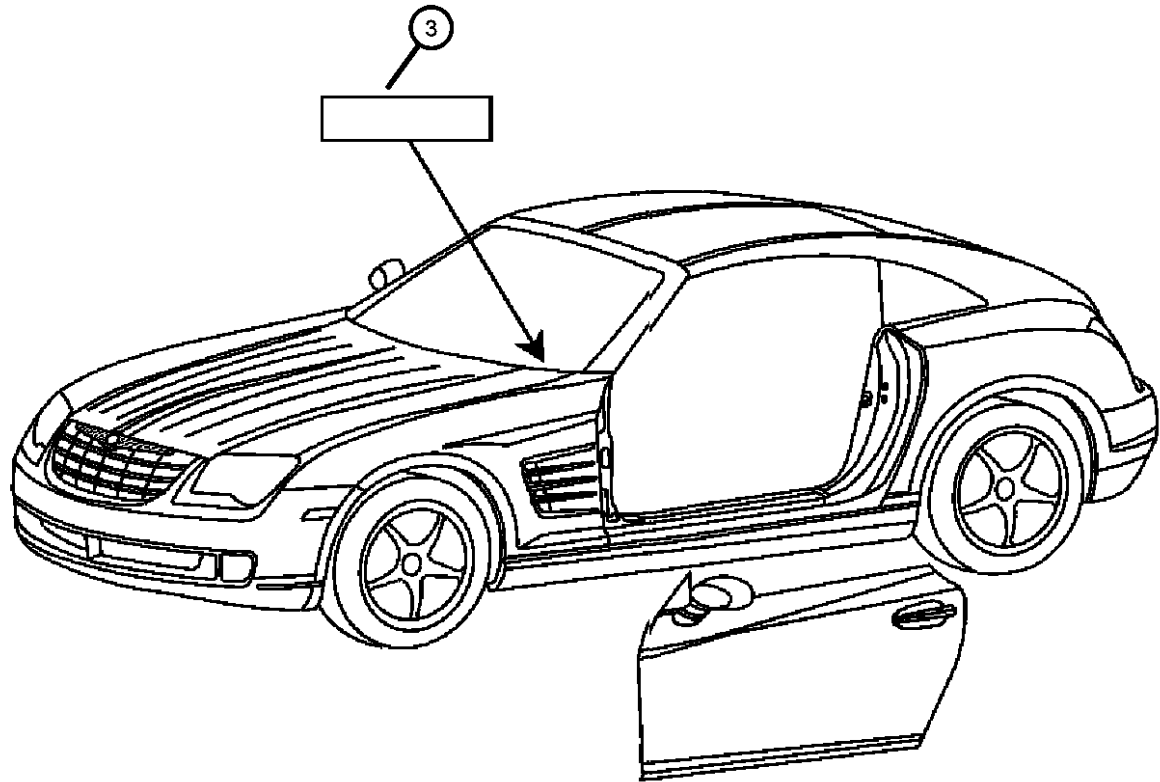
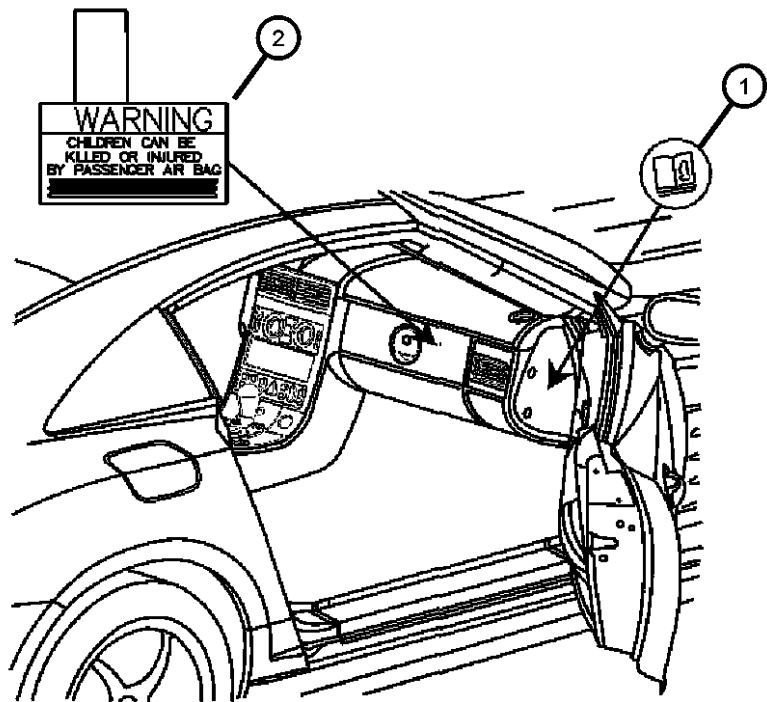
ITEM	PART NUMBER	QTY	LINE	SERIES	BODY	ENGINE	TRANS	TRIM	DESCRIPTION
------	-------------	-----	------	--------	------	--------	-------	------	-------------

1									LABEL, Air Bag Warning
	05103220AA	2		S	29				
	05104825AA	1		S	29				Canada



<b>CROSSFIRE (ZH)</b>				
SERIES	LINE	BODY	ENGINE	TRANSMISSION
P = PREMIUM	C = CHRYSLER	27 = 2-DR CONVERTIBLE	EGX = Engine - 3.2L V6 SOHC 18 Valve	DGJ = Transmission-5-Spd. Automatic,W5A580
S = SPORT	Z = CHRYSLER	29 = SPECIALTY COUPE	EGZ = Engine - 3.2L V6 Supercharged	DED = Transmission - 6-Speed Manual
X = SPECIAL				DGU = Transmission - 5-Spd Automatic

Instrument Panel  
Figure LBLS-110



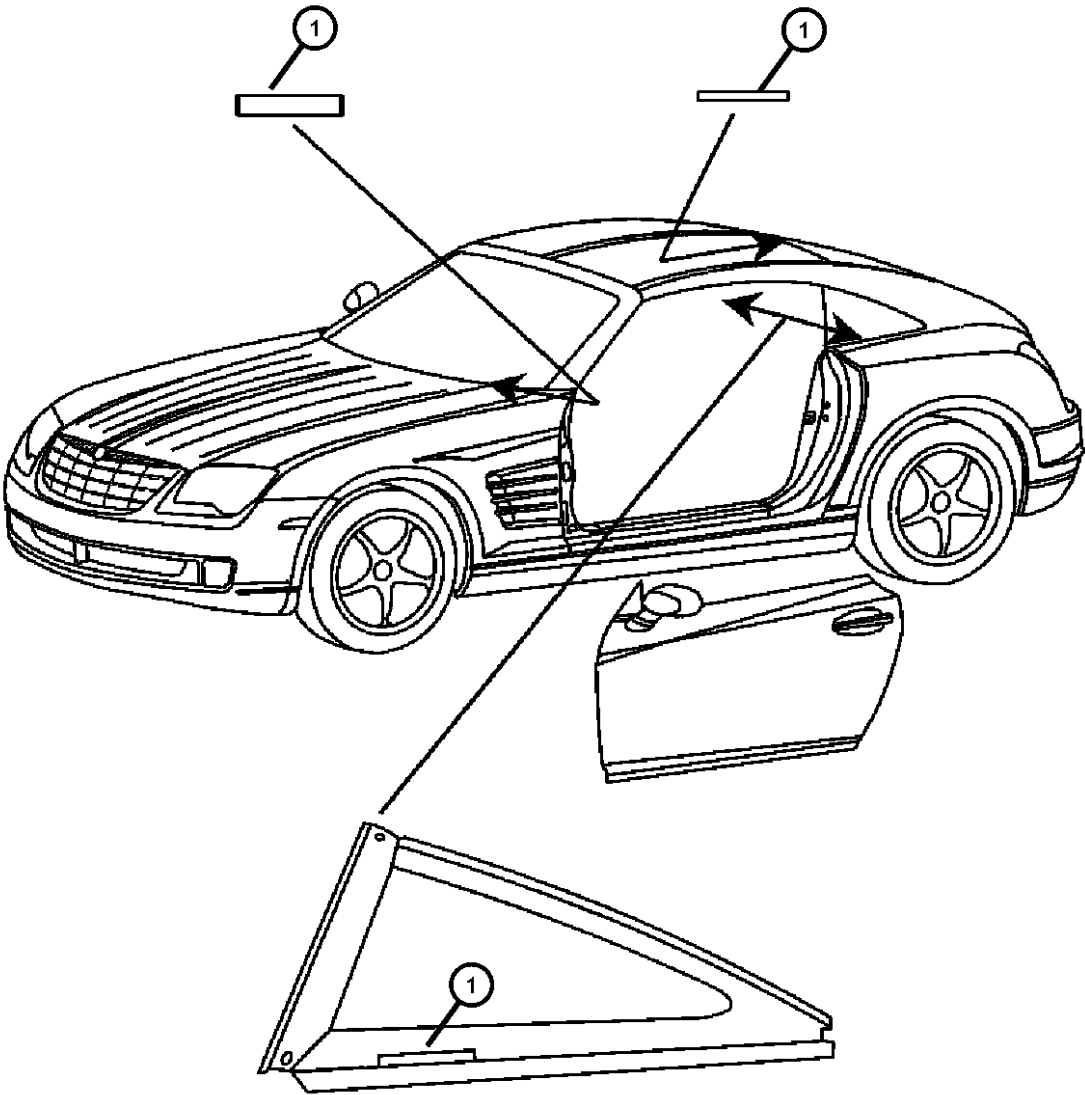
ITEM	PART NUMBER	QTY	LINE	SERIES	BODY	ENGINE	TRANS	TRIM	DESCRIPTION
1	05104825AA	1							LABEL, (NOT SERVICED),
2	05114035AA	1		S	29				LABEL, Air Bag Warning
3	05114035AA	1							PLATE, Identification, VIN, (NOT SERVICED)

CROSSFIRE (ZH)				
SERIES	LINE	BODY	ENGINE	TRANSMISSION
P = PREMIUM	C = CHRYSLER	27 = 2-DR CONVERTIBLE	EGX = Engine - 3.2L V6 SOHC 18 Valve	DGJ = Transmission-5-Spd. Automatic,W5A580
S = SPORT	Z = CHRYSLER	29 = SPECIALTY COUPE	EGZ = Engine - 3.2L V6 Supercharged	DED = Transmission - 6-Speed Manual
X = SPECIAL				DGU = Transmission - 5-Spd Automatic



Rear Interior  
Figure LBLS-115

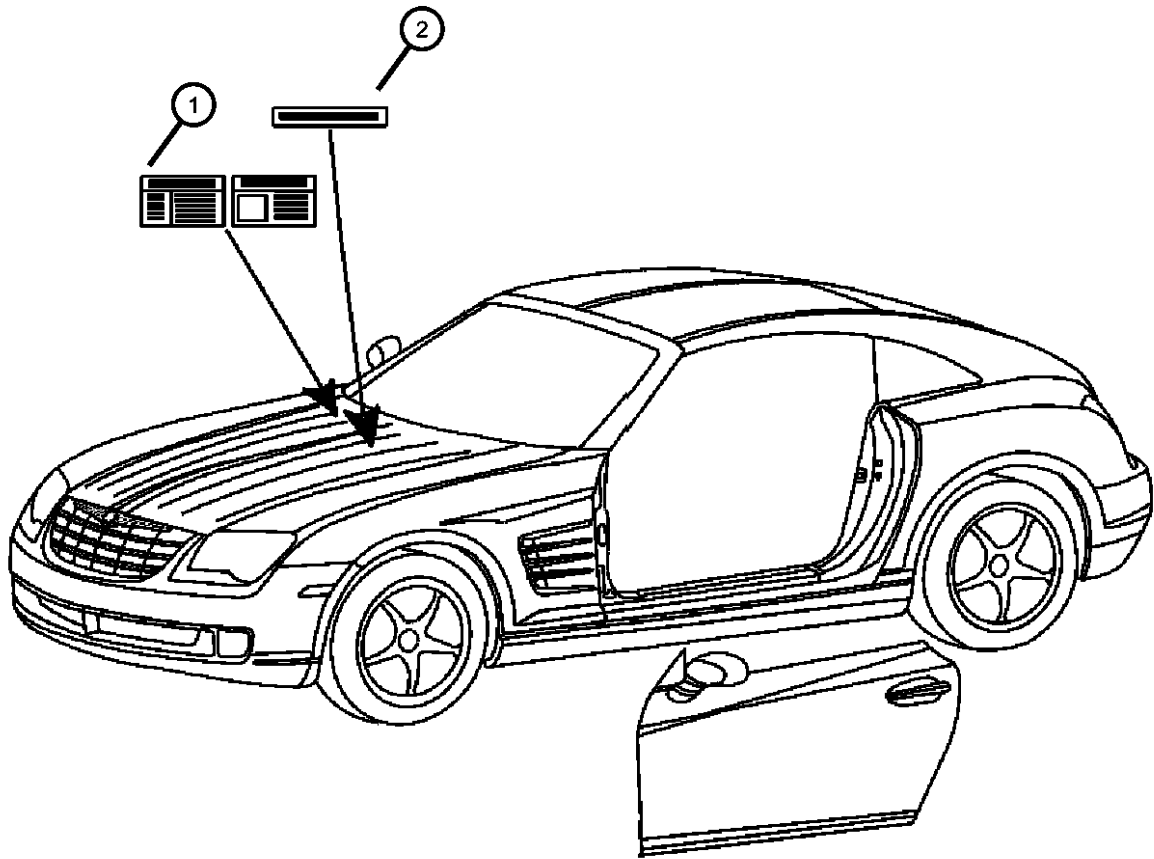
ITEM	PART NUMBER	QTY	LINE	SERIES	BODY	ENGINE	TRANS	TRIM	DESCRIPTION
1	05114035AA	1							LABEL, (NOT SERVICED)



CROSSFIRE (ZH)				
SERIES	LINE	BODY	ENGINE	TRANSMISSION
P = PREMIUM	C = CHRYSLER	27 = 2-DR CONVERTIBLE	EGX = Engine - 3.2L V6 SOHC 18 Valve	DGJ = Transmission-5-Spd. Automatic,W5A580
S = SPORT	Z = CHRYSLER	29 = SPECIALTY COUPE	EGZ = Engine - 3.2L V6 Supercharged	DED = Transmission - 6-Speed Manual
X = SPECIAL				DGU = Transmission - 5-Spd Automatic

Dash Panel  
Figure LBLS-205

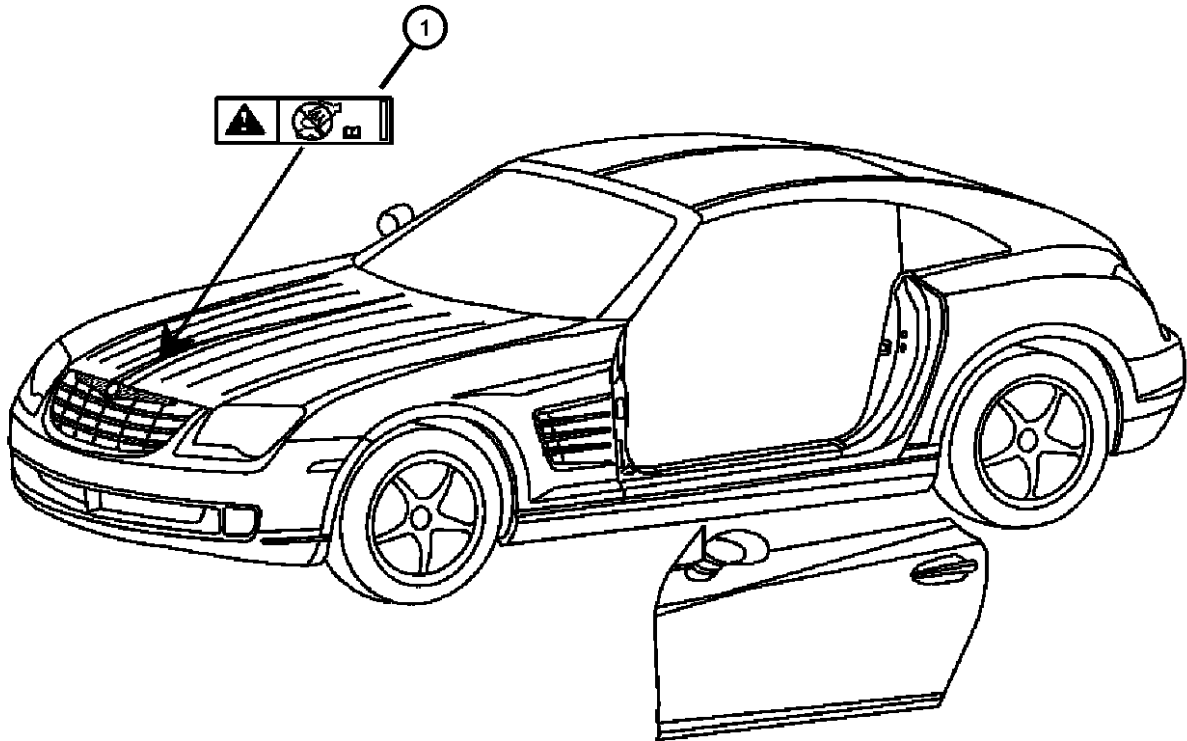
ITEM	PART NUMBER	QTY	LINE	SERIES	BODY	ENGINE	TRANS	TRIM	DESCRIPTION
1									LABEL, Emission
	05097630AA	1		S	29				Australia
	05099922AA	1		S	29				Rectangular Plate
	05101041AA	1		S	29				Vacuum Lines
	50010163AA	1		S	29				Catalyst on Hood
	50010164AA	1		S	29				Charted on Hood
2	50010164AA	1							PLATE, Identification, VIN, (NOT SERVICED),
-3	05134931AA	1		S	29				LABEL, Master Cylinder Reservoir, Brake fluid



CROSSFIRE (ZH)				
SERIES	LINE	BODY	ENGINE	TRANSMISSION
P = PREMIUM	C = CHRYSLER	27 = 2-DR CONVERTIBLE	EGX = Engine - 3.2L V6 SOHC 18 Valve	DGJ = Transmission-5-Spd. Automatic,W5A580
S = SPORT	Z = CHRYSLER	29 = SPECIALTY COUPE	EGZ = Engine - 3.2L V6 Supercharged	DED = Transmission - 6-Speed Manual
X = SPECIAL				DGU = Transmission - 5-Spd Automatic

Core Support  
Figure LBL5-210

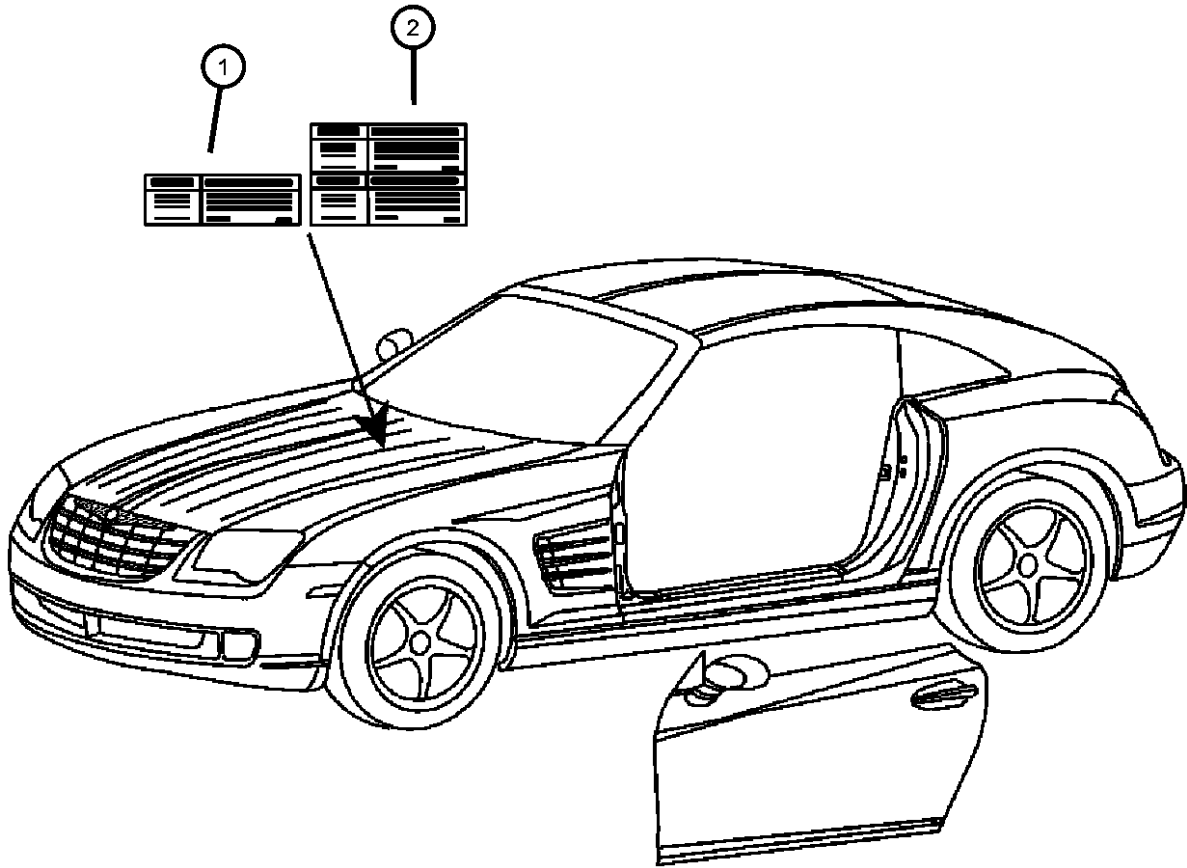
ITEM	PART NUMBER	QTY	LINE	SERIES	BODY	ENGINE	TRANS	TRIM	DESCRIPTION
1	05103221AA	1		S	29				LABEL, Fan Caution
-2	05099891AA	2		S	29				LABEL, Headlamp Adjusting



CROSSFIRE (ZH)				
SERIES	LINE	BODY	ENGINE	TRANSMISSION
P = PREMIUM	C = CHRYSLER	27 = 2-DR CONVERTIBLE	EGX = Engine - 3.2L V6 SOHC 18 Valve	DGJ = Transmission-5-Spd. Automatic,W5A580
S = SPORT	Z = CHRYSLER	29 = SPECIALTY COUPE	EGZ = Engine - 3.2L V6 Supercharged	DED = Transmission - 6-Speed Manual
X = SPECIAL				DGU = Transmission - 5-Spd Automatic

Power Distribution Center  
Figure LBLS-215

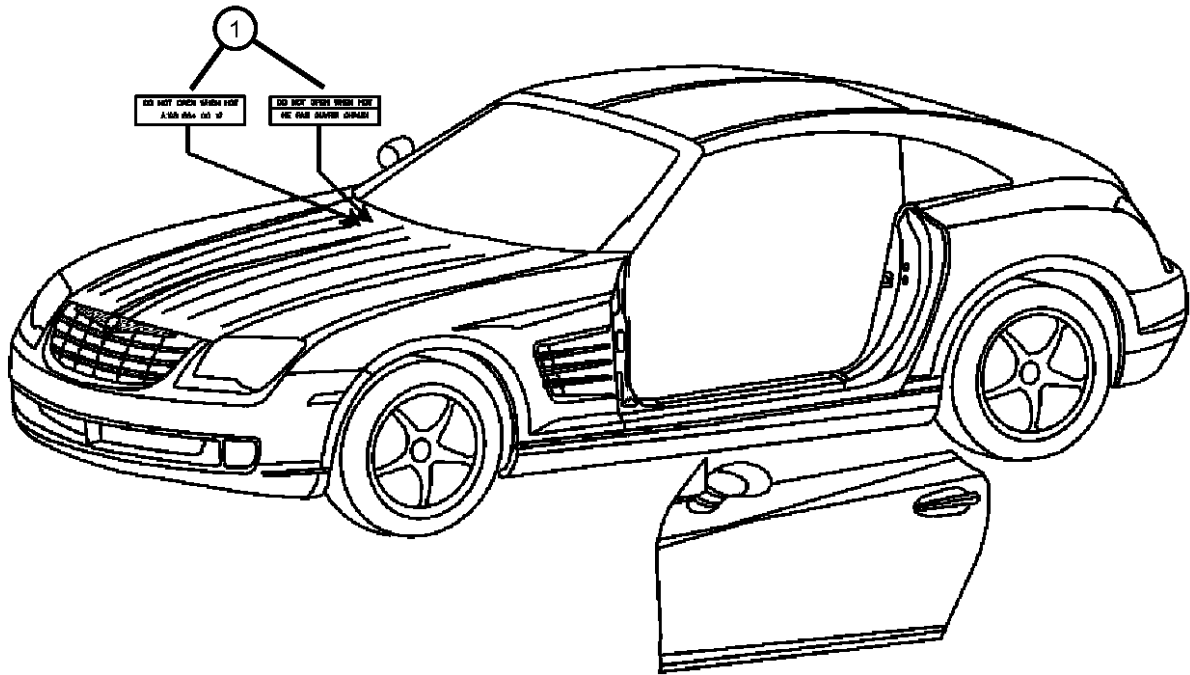
ITEM	PART NUMBER	QTY	LINE	SERIES	BODY	ENGINE	TRANS	TRIM	DESCRIPTION
1									DECAL, A/C System Specification
	05103217AA	1		S	29				On ECU Box
	05114033AA	1		S	29				On ECU Box Canada
2									LABEL, Fuse Block
	05096660AA	1		S	29				German
	05096661AA	1		S	29				French
	05102657AA	1		S	29				English



CROSSFIRE (ZH)				
SERIES	LINE	BODY	ENGINE	TRANSMISSION
P = PREMIUM	C = CHRYSLER	27 = 2-DR CONVERTIBLE	EGX = Engine - 3.2L V6 SOHC 18 Valve	DGJ = Transmission-5-Spd. Automatic,W5A580
S = SPORT	Z = CHRYSLER	29 = SPECIALTY COUPE	EGZ = Engine - 3.2L V6 Supercharged	DED = Transmission - 6-Speed Manual
X = SPECIAL				DGU = Transmission - 5-Spd Automatic

Reservoir  
Figure LBLS-220

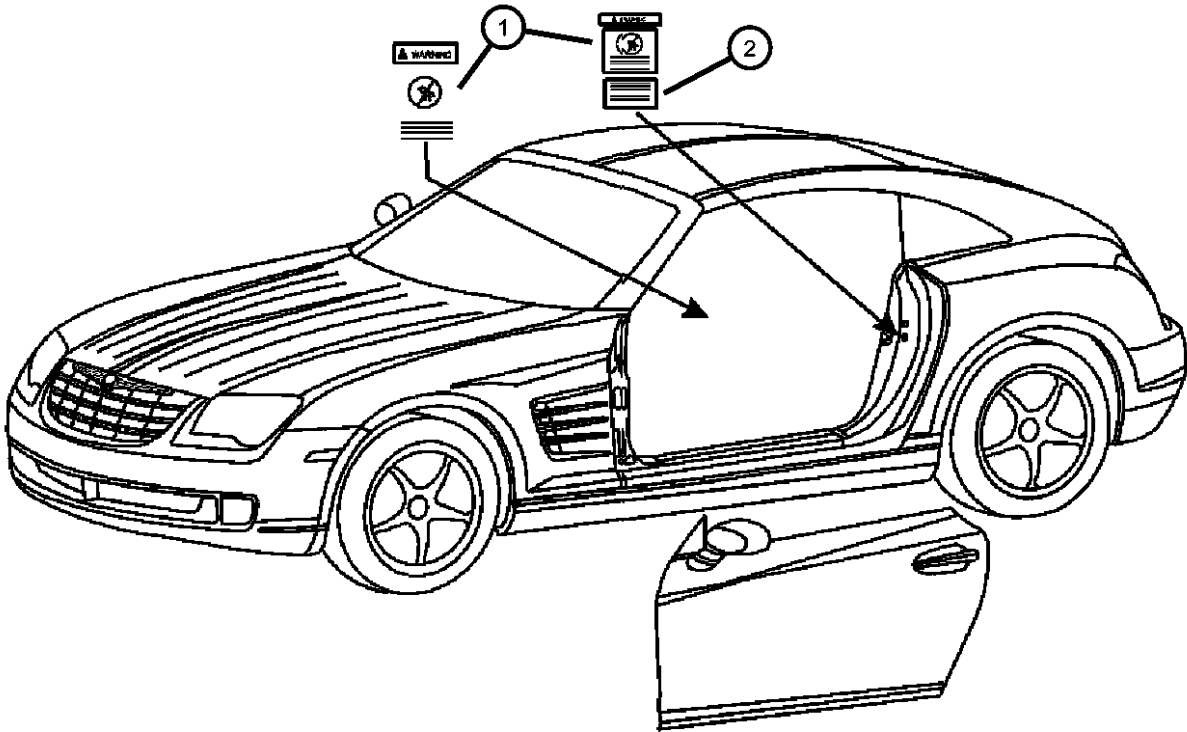
ITEM	PART NUMBER	QTY	LINE	SERIES	BODY	ENGINE	TRANS	TRIM	DESCRIPTION
1									LABEL, Coolant Warning, Coolant Reservoir
	05097628AA	1		S	29				SPANISH
	05097629AA	1		S	29				ARABIC
	05101066AA	1		S	29				PORTUGUESE
	05114132AA	1		S	29				Canada
	50010160AA	1		S	29				



CROSSFIRE (ZH)				
SERIES	LINE	BODY	ENGINE	TRANSMISSION
P = PREMIUM	C = CHRYSLER	27 = 2-DR CONVERTIBLE	EGX = Engine - 3.2L V6 SOHC 18 Valve	DGJ = Transmission-5-Spd. Automatic,W5A580
S = SPORT	Z = CHRYSLER	29 = SPECIALTY COUPE	EGZ = Engine - 3.2L V6 Supercharged	DED = Transmission - 6-Speed Manual
X = SPECIAL				DGU = Transmission - 5-Spd Automatic

Door  
Figure LBLS-305

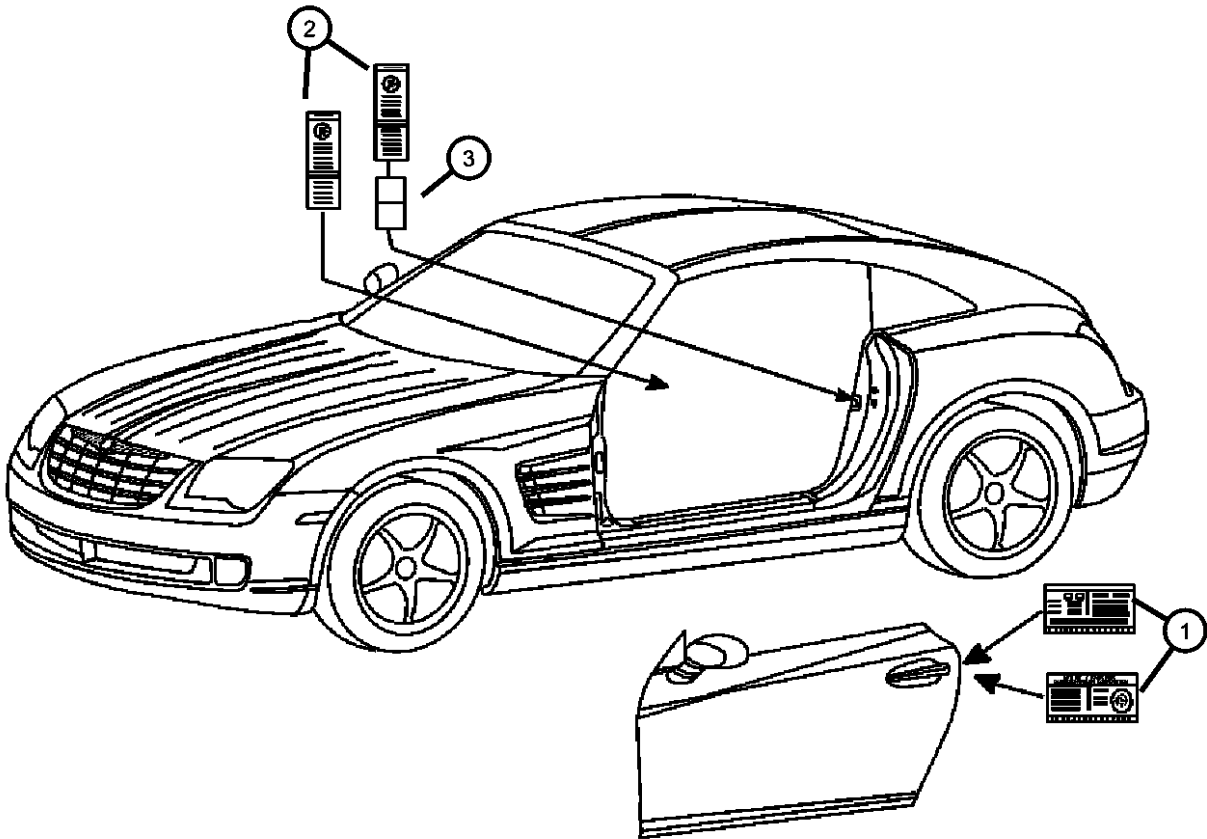
ITEM	PART NUMBER	QTY	LINE	SERIES	BODY	ENGINE	TRANS	TRIM	DESCRIPTION
1	50010162AA	1		S	29				LABEL, Tire Pressure
2	05096917AA	2		S	29				LABEL, Side Airbag



CROSSFIRE (ZH)				
SERIES	LINE	BODY	ENGINE	TRANSMISSION
P = PREMIUM	C = CHRYSLER	27 = 2-DR CONVERTIBLE	EGX = Engine - 3.2L V6 SOHC 18 Valve	DGJ = Transmission-5-Spd. Automatic,W5A580
S = SPORT	Z = CHRYSLER	29 = SPECIALTY COUPE	EGZ = Engine - 3.2L V6 Supercharged	DED = Transmission - 6-Speed Manual
X = SPECIAL				DGU = Transmission - 5-Spd Automatic

Door Opening  
Figure LBL5-310

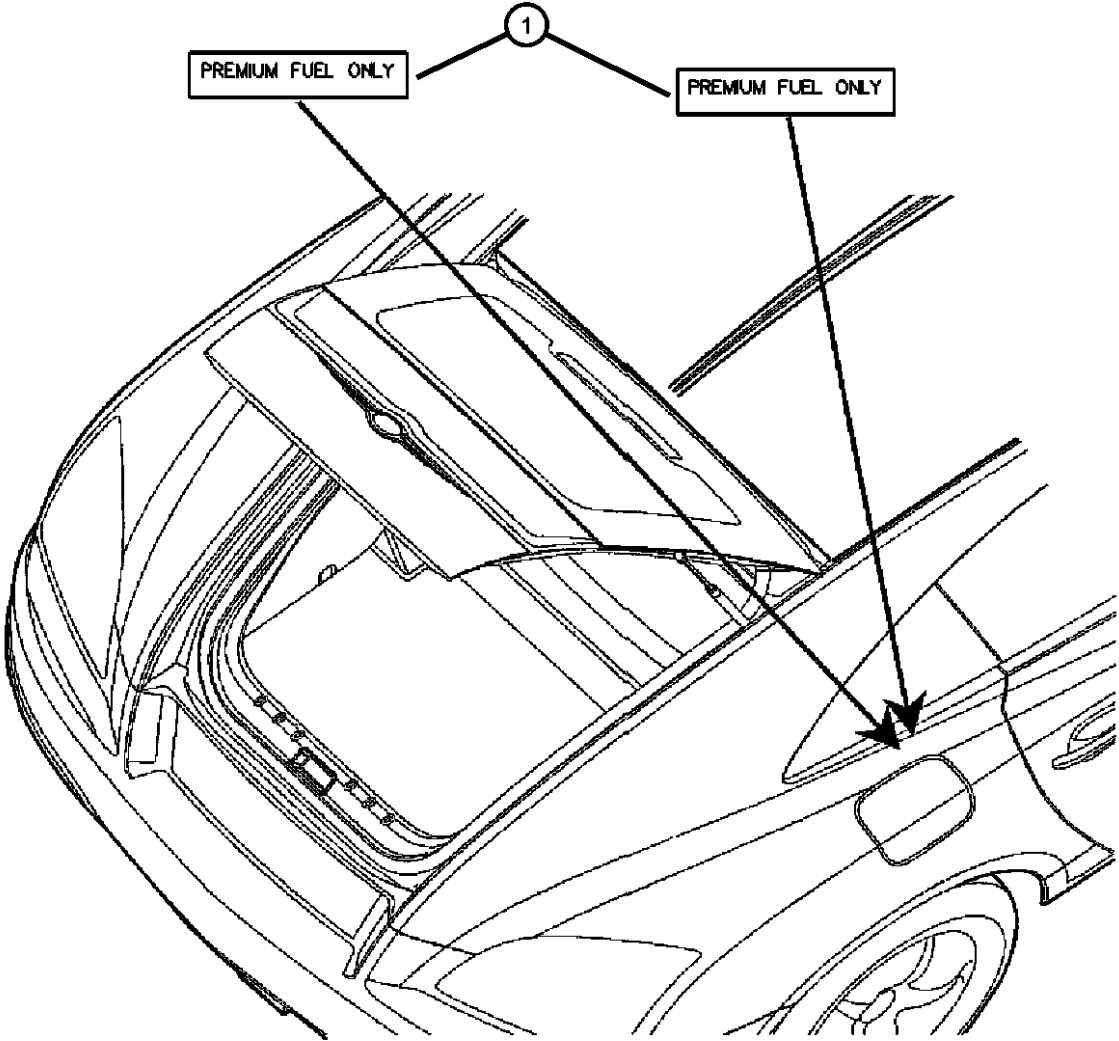
ITEM	PART NUMBER	QTY	LINE	SERIES	BODY	ENGINE	TRANS	TRIM	DESCRIPTION
1	05137522AA	1		S	29				LABEL, General Information
2	05114238AA	1		S	29				LABEL, Tire Pressure
3	05096917AA	2		S	29				LABEL, Side Airbag



CROSSFIRE (ZH)				
SERIES	LINE	BODY	ENGINE	TRANSMISSION
P = PREMIUM	C = CHRYSLER	27 = 2-DR CONVERTIBLE	EGX = Engine - 3.2L V6 SOHC 18 Valve	DGJ = Transmission-5-Spd. Automatic,W5A580
S = SPORT	Z = CHRYSLER	29 = SPECIALTY COUPE	EGZ = Engine - 3.2L V6 Supercharged	DED = Transmission - 6-Speed Manual
X = SPECIAL				DGU = Transmission - 5-Spd Automatic

Fuel Door  
Figure LBLS-405

ITEM	PART NUMBER	QTY	LINE	SERIES	BODY	ENGINE	TRANS	TRIM	DESCRIPTION
1									LABEL, Fuel
	05099876AA	1		S	29				French
	05101063AA	1		S	29				
	05101065AA	1		S	29				Insert Nozzle Properly warning
	05134932AA	1		S	29				[YAC]
	05136117AA	1		S	29				[YAB]

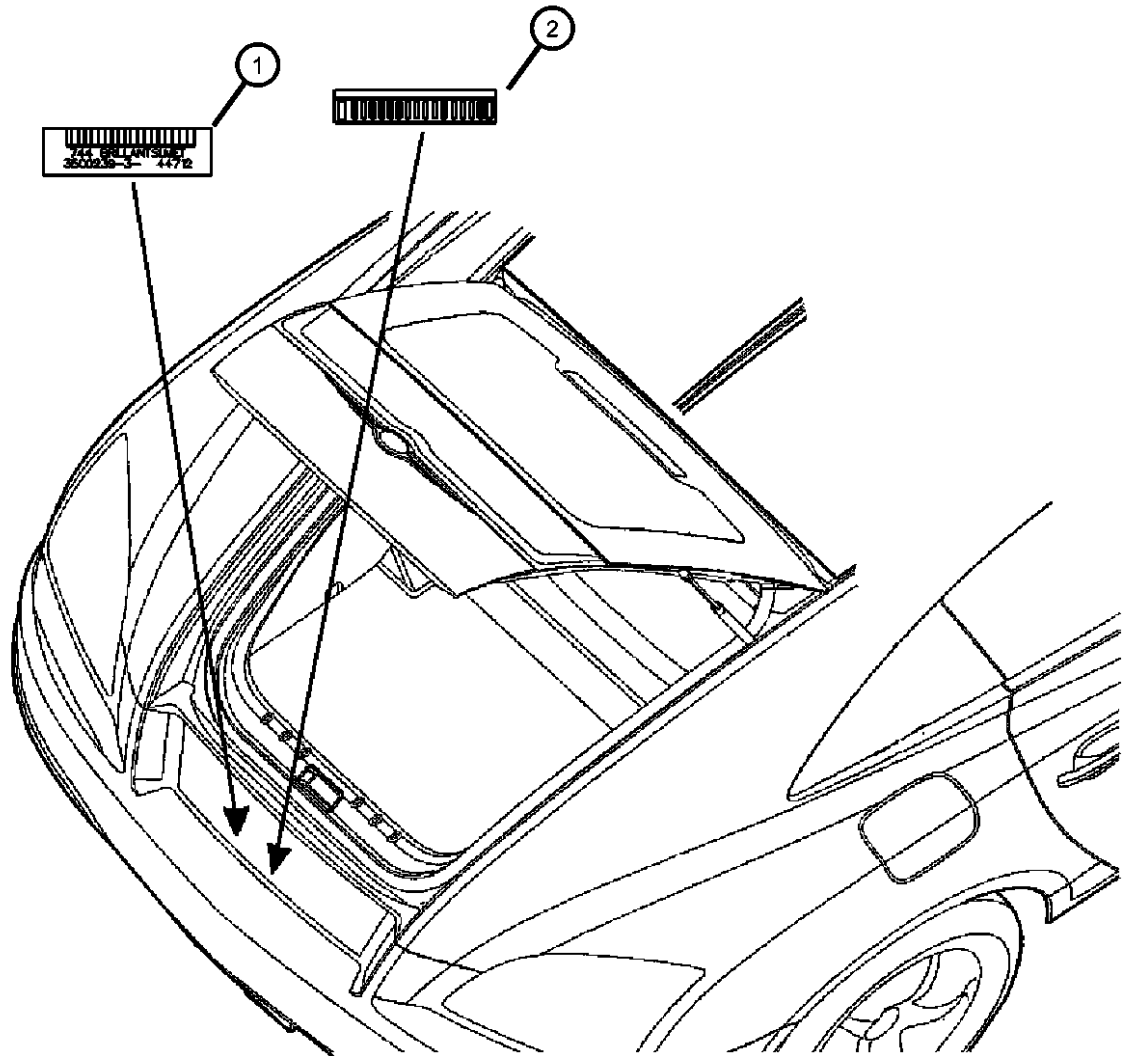


CROSSFIRE (ZH)				
SERIES	LINE	BODY	ENGINE	TRANSMISSION
P = PREMIUM	C = CHRYSLER	27 = 2-DR CONVERTIBLE	EGX = Engine - 3.2L V6 SOHC 18 Valve	DGJ = Transmission-5-Spd. Automatic,W5A580
S = SPORT	Z = CHRYSLER	29 = SPECIALTY COUPE	EGZ = Engine - 3.2L V6 Supercharged	DED = Transmission - 6-Speed Manual
X = SPECIAL				DGU = Transmission - 5-Spd Automatic



Bumper  
Figure LBLS-410

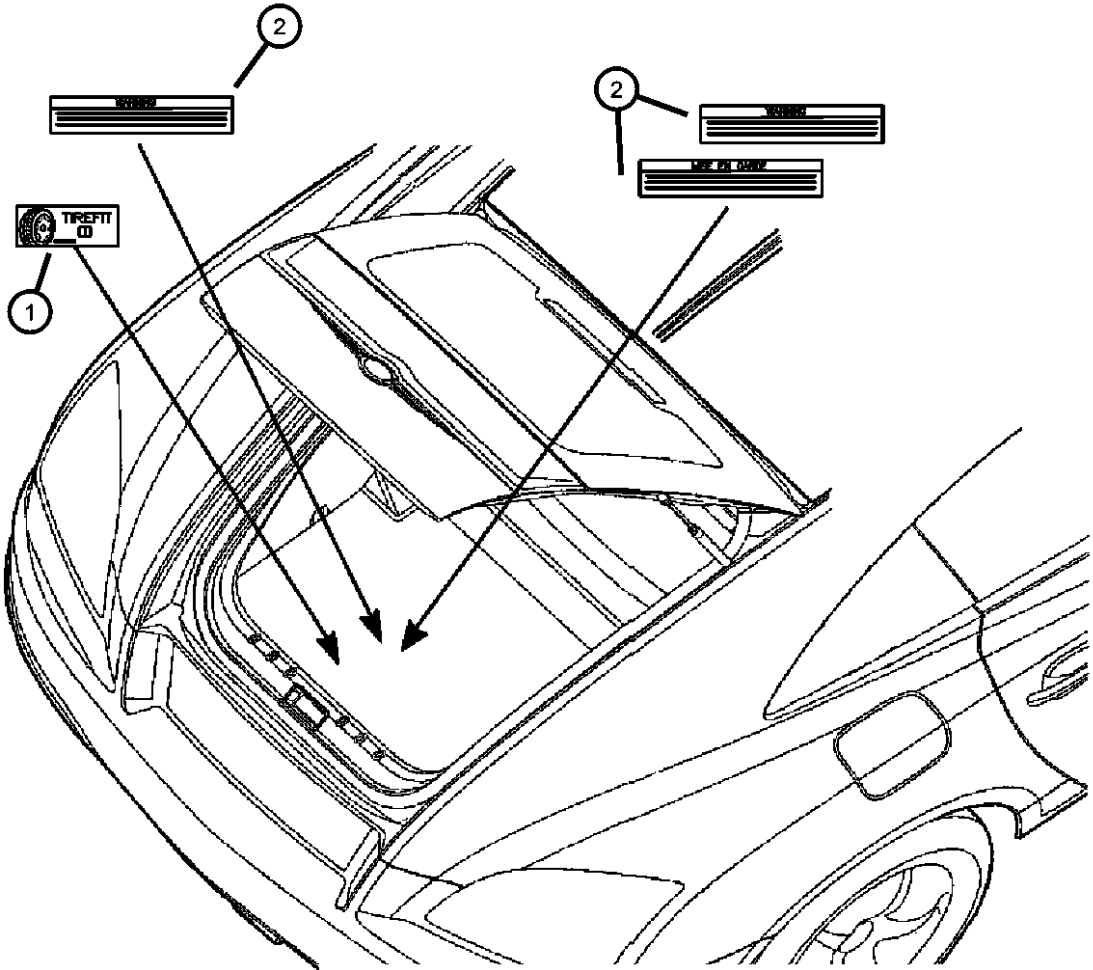
ITEM	PART NUMBER	QTY	LINE	SERIES	BODY	ENGINE	TRANS	TRIM	DESCRIPTION
1	05136117AA	1							PLATE, Identification, VIN, (NOT SERVICED), LABEL, VIN Chassis, (NOT SERVICED)
2	05136117AA	1							



CROSSFIRE (ZH)				
SERIES	LINE	BODY	ENGINE	TRANSMISSION
P = PREMIUM	C = CHRYSLER	27 = 2-DR CONVERTIBLE	EGX = Engine - 3.2L V6 SOHC 18 Valve	DGJ = Transmission-5-Spd. Automatic,W5A580
S = SPORT	Z = CHRYSLER	29 = SPECIALTY COUPE	EGZ = Engine - 3.2L V6 Supercharged	DED = Transmission - 6-Speed Manual
X = SPECIAL				DGU = Transmission - 5-Spd Automatic

Trunk Area  
Figure LBLS-505

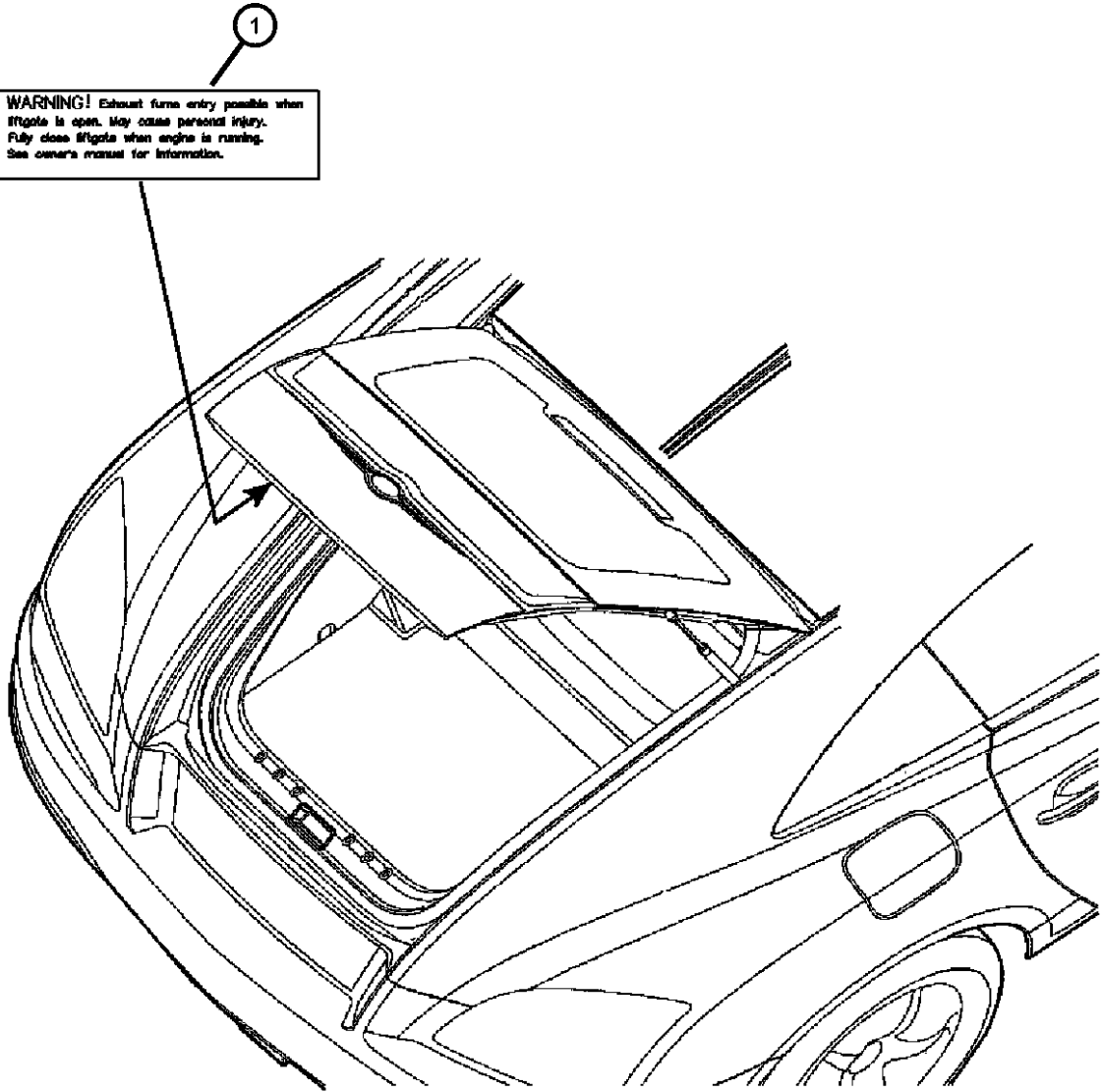
ITEM	PART NUMBER	QTY	LINE	SERIES	BODY	ENGINE	TRANS	TRIM	DESCRIPTION
1	50010158AA	1		S	29				LABEL, Warning, Compressor
2									LABEL, Jack Instructions
	05103216AA	1		S	29				
	05114032AA	1		S	29				Canada
	05114131AA	1	Z	S	29				



CROSSFIRE (ZH)				
SERIES	LINE	BODY	ENGINE	TRANSMISSION
P = PREMIUM	C = CHRYSLER	27 = 2-DR CONVERTIBLE	EGX = Engine - 3.2L V6 SOHC 18 Valve	DGJ = Transmission-5-Spd. Automatic,W5A580
S = SPORT	Z = CHRYSLER	29 = SPECIALTY COUPE	EGZ = Engine - 3.2L V6 Supercharged	DED = Transmission - 6-Speed Manual
X = SPECIAL				DGU = Transmission - 5-Spd Automatic

Liftgate  
Figure LBL5-510

ITEM	PART NUMBER	QTY	LINE	SERIES	BODY	ENGINE	TRANS	TRIM	DESCRIPTION
1	05103222AA	1		S	29				LABEL, Exhaust Warning
-2	05134926AA	1		S	29				LABEL, Exhaust Gas Warning



CROSSFIRE (ZH)				
SERIES	LINE	BODY	ENGINE	TRANSMISSION
P = PREMIUM	C = CHRYSLER	27 = 2-DR CONVERTIBLE	EGX = Engine - 3.2L V6 SOHC 18 Valve	DGJ = Transmission-5-Spd. Automatic,W5A580
S = SPORT	Z = CHRYSLER	29 = SPECIALTY COUPE	EGZ = Engine - 3.2L V6 Supercharged	DED = Transmission - 6-Speed Manual
X = SPECIAL				DGU = Transmission - 5-Spd Automatic