

VIN PLATE DECODING INFORMATION

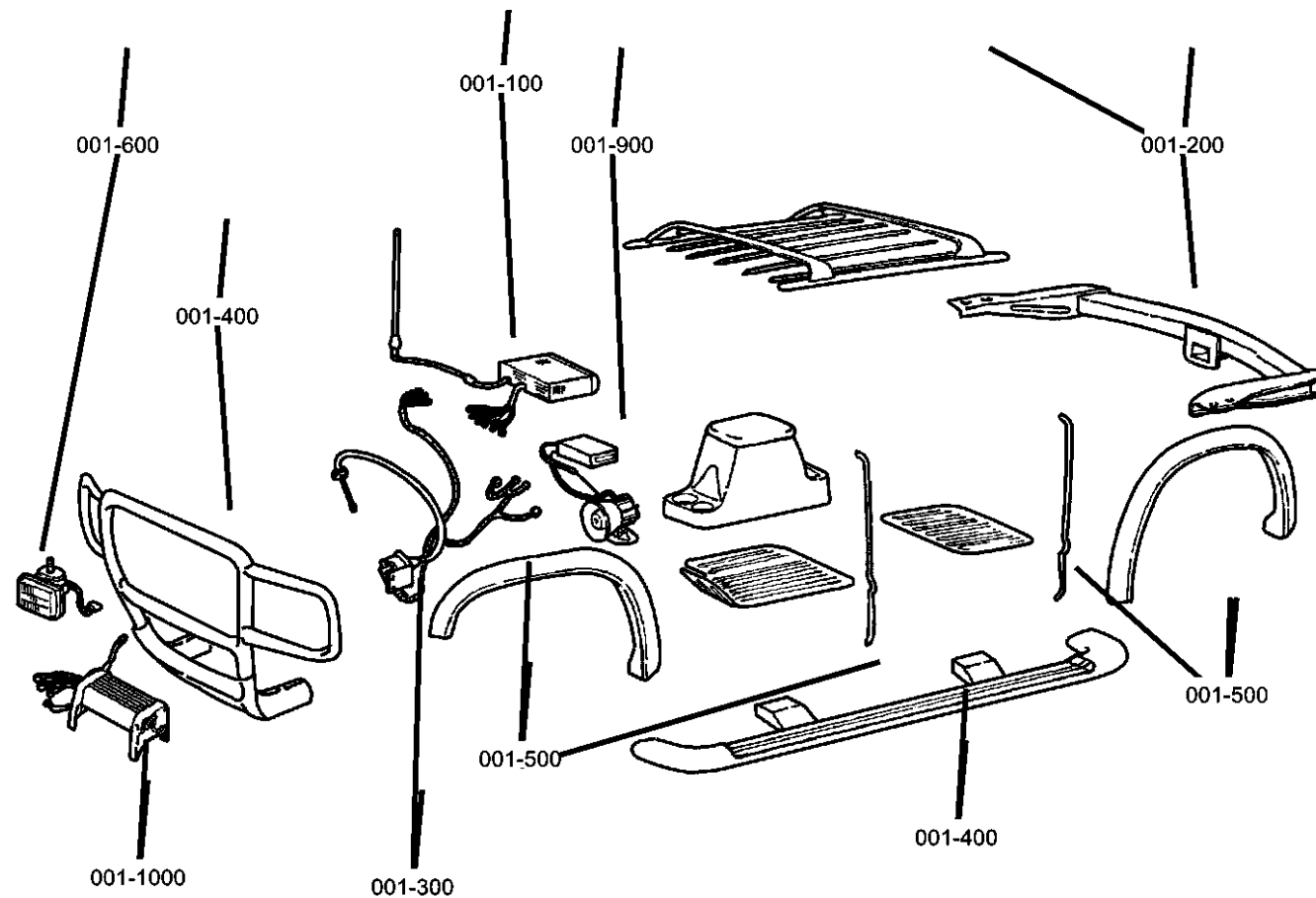
1	2	3	4	5	6	7	8	9	10	11	12 thru 17
Country	Make	Vehicle Type	Other	Line	Series	Body Style	Engine	Check Digit	Model Year	Assy. Plant	Sequence No.

The following table interprets the VIN Plate position shown above.

Position	Interpretation	Codes = Description
1	Country of Origin	2 = Manufactured By DaimlerChrysler Canada Inc.
2	Assembler	A = Chrysler
3	Vehicle Type	7 = Truck
4	GVWR & Pass. Safety	D = 0001-3000# (0 - 1360 KG) GVWR & Hyd. Brakes E = 3001-4000# (1361 - 1814 KG) GVWR & Hyd Brakes F = 4001-5000# (1815 - 2267 KG) GVWR & Hyd. Brakes G = 5001-6000# (2268 - 2721 KG) GVWR & Hyd. Brakes H = 6001-7000# (2722 - 3175 KG) GVWR & Hyd. Brakes J = 7001-8000# (3176 - 3628 KG) GVWR & Hyd. Brakes 7 = 8001-9000# (3629 - 4082 KG) GVWR & Hyd. Brakes L = 9001-10000# (4083 - 4535 KG) GVWR & Hyd. Brakes M = 10001-14000# (4536 - 6350 KG) GVWR & Hyd. Brakes
5	Vehicle Line	X = Touring/Limited (Line 1) (4x2) W = Touring/Limited (Line 5) (4x4)
6	Series	4 = Touring 5 = Limited
7	Body Style	8 = HG
8	Engine	N = 4.7L V8 CYL Magnum Gasoline (EVA) P = 4.7L V8 CYL Flex Fuel (EVD) 2 = 5.7L V8 CYL HEMI Multiple Displacement Gasoline (EZB)
9	Check Digit	0 = Check Digit
10	Model Year	7 = 2007
11	Assembly Plant	F = Newark
12 thru 17	Vehicle Build Sequence	Model Year Assembly Sequence

Group - 1

Component Parts for Mopar Accessories



Group - 1 Component Parts for Mopar Accessories

Illustration Title

Group-Fig. No.

Audio & Electronics

Receiver Kit, Satellite	Fig. 1 - 120
Install Kit Satellite Receiver	Fig. 1 - 125
iPod Adapter	Fig. 1 - 135
Media System - Rear Seat Video	Fig. 1 - 150
Navigation Kit	Fig. 1 - 160
Backup Camera Kit	Fig. 1 - 170

Carriers & Cargo Hauling

Bike Carrier - Hitch Mount Four Bikes	Fig. 1 - 210
Bike Carrier, Hitch Mount Two Bikes	Fig. 1 - 215
Bike Carrier - Roof Mount- Fork	Fig. 1 - 220
Bike Carrier- Roof Mount -Upright	Fig. 1 - 225
Carrier Kit - Canoe	Fig. 1 - 230
Carrier Kit - Watersports	Fig. 1 - 232
Carrier Kit, Snowboard or Ski	Fig. 1 - 235
Luggage Carrier Roof Vinyl	Fig. 1 - 264
Carrier Kit / Luggage	Fig. 1 - 266

Driving Convenience

Remote Start	Fig. 1 - 310
Sensor Package Park/Distance	Fig. 1 - 320
Hands Free Kit, Cellular Phone	Fig. 1 - 330
Hands-Free Kit, Cellular Phone	Fig. 1 - 335

Exterior Protection

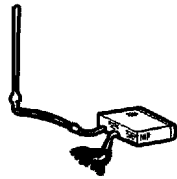
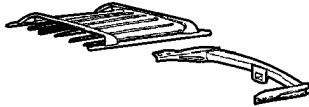

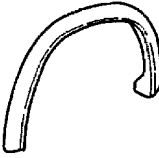


Body Side Molding Assy.	Fig. 1 - 505
------------------------------	--------------

Fog Lights & Electrical

Engine Block Heater	Fig. 1 - 620
---------------------------	--------------

Security

Alarm Kit	Fig. 1 - 910
-----------------	--------------

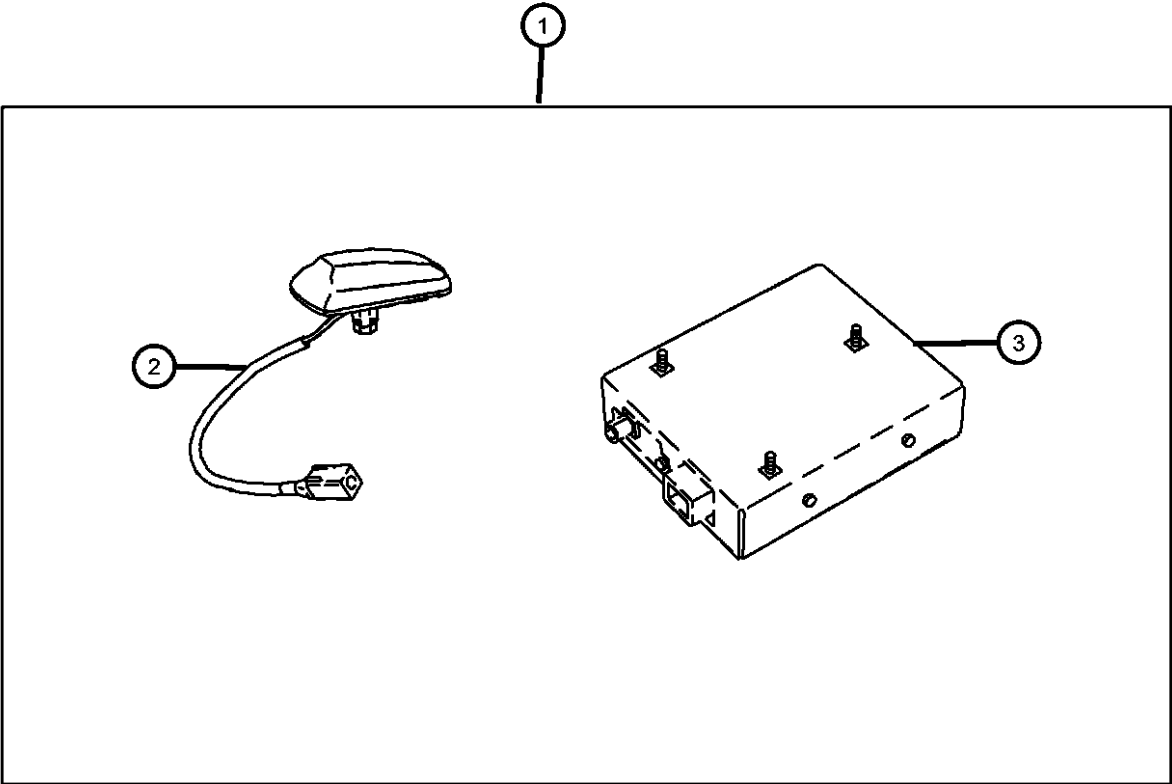
001-100 Audio & Electronics 	001-200 Carriers & Cargo Hauling 	001-300 Driving Convenience 	001-500 Exterior Protection 
001-600 Fog Lights & Electrical 	001-900 Security 		

Receiver Kit, Satellite
Figure 1-120

ITEM	PART NUMBER	QTY	LINE	SERIES	BODY	ENGINE	TRANS	TRIM	DESCRIPTION
------	----------------	-----	------	--------	------	--------	-------	------	-------------

Note: For Warranty Repair On Item 3, Order Using Z Prefix

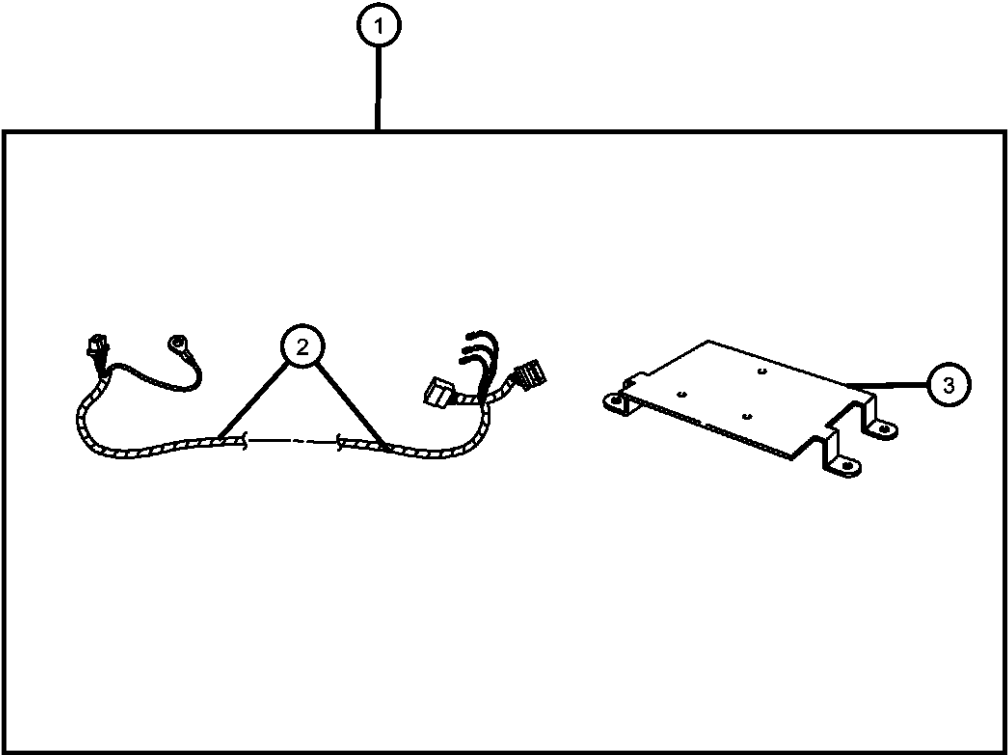
1	82210430	1							RECEIVER, Satellite
2	05064214AB	1	1, 5		74				ANTENNA, Satellite
3	68015147AD	1							RECEIVER, Satellite



ASPEN (HG)				
SERIES	LINE	BODY	ENGINE	TRANSMISSION
P = PREMIUM	1 = Lt. Duty DODGE 2WD 5 = Lt. Duty DODGE 4WD	74 = SPORT UTILITY 4-DR TYPE #4	EVA = 4.7L V8 MPI Engine EVD = 4.7L V8 FFV Engine EZB = 5.7L Hemi Multi Displacement Engine	DGQ = 5-Spd Automatic 545RFE Transmission

Install Kit Satellite Receiver
Figure 1-125

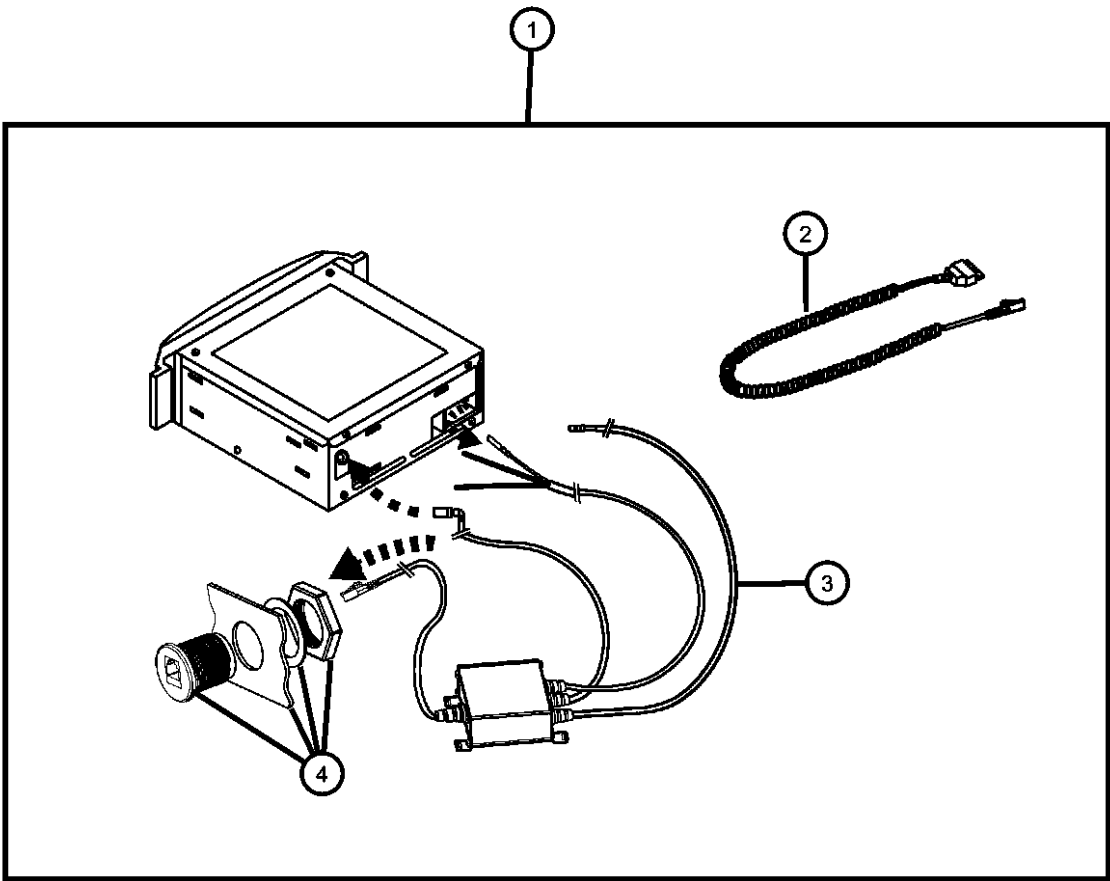
ITEM	PART NUMBER	QTY	LINE	SERIES	BODY	ENGINE	TRANS	TRIM	DESCRIPTION
1	82210431	1							INSTALL KIT, Satelite Receiver
2	05159035AA	1							HARNESS, Overlay
3	56043299AA	1							BRACKET, Satellite Receiver



ASPEN (HG)				
SERIES	LINE	BODY	ENGINE	TRANSMISSION
P = PREMIUM	1 = Lt. Duty DODGE 2WD 5 = Lt. Duty DODGE 4WD	74 = SPORT UTILITY 4-DR TYPE #4	EVA = 4.7L V8 MPI Engine EVD = 4.7L V8 FFV Engine EZB = 5.7L Hemi Multi Displacement Engine	DGQ = 5-Spd Automatic 545RFE Transmission

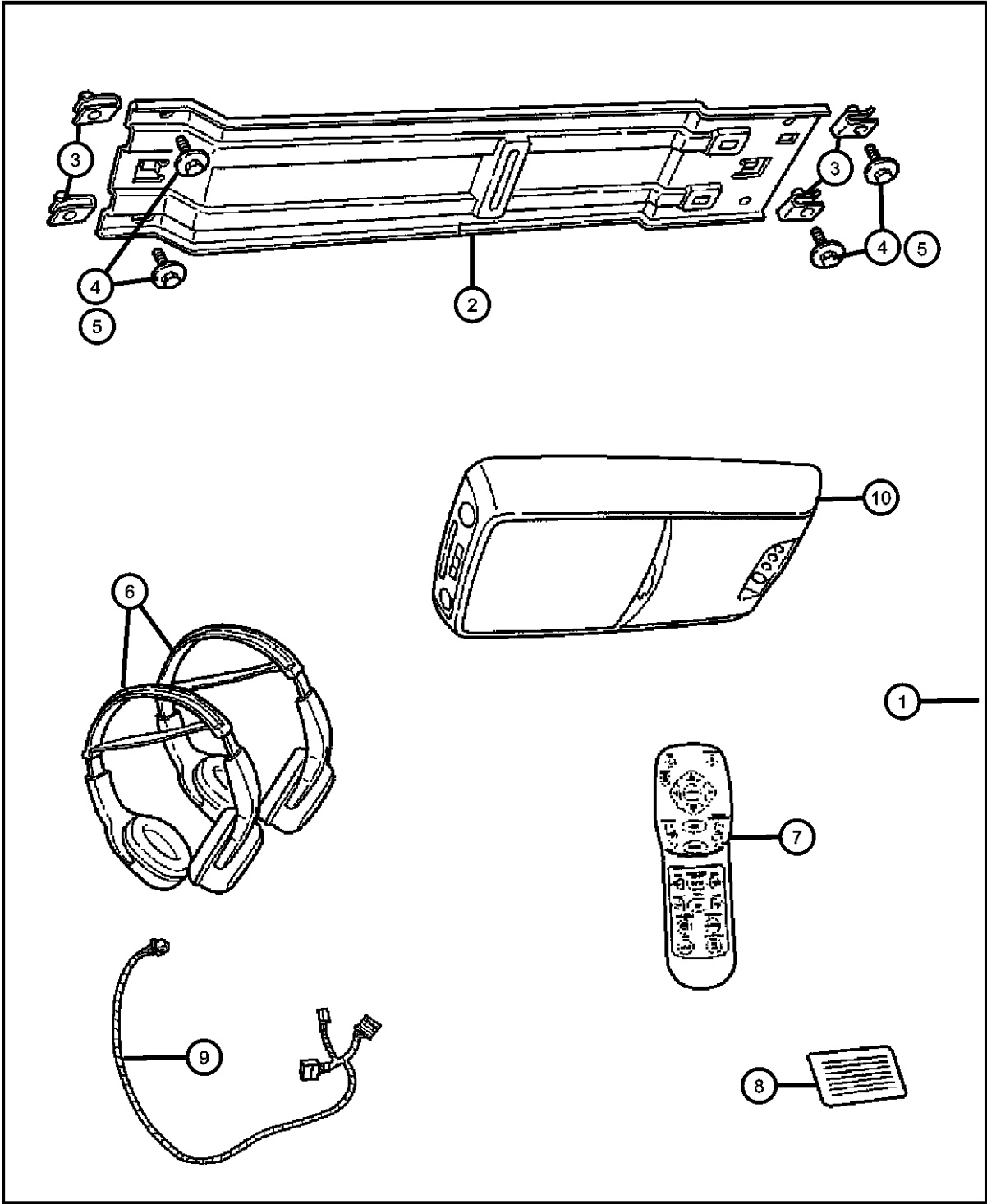
IPod Adapter
Figure 1-135

ITEM	PART NUMBER	QTY	LINE	SERIES	BODY	ENGINE	TRANS	TRIM	DESCRIPTION
1	82210181	1							MODULE KIT, IPOD Interface
2	68001396AA	1							HARNESS, Jumper
3	68001396AA	1							MODULE, (NOT SERVICED)
4	68024675AA	1							HARDWARE



ASPEN (HG)	LINE	BODY	ENGINE	TRANSMISSION
SERIES	LINE			
P = PREMIUM	1 = Lt. Duty DODGE 2WD 5 = Lt. Duty DODGE 4WD	74 = SPORT UTILITY 4-DR TYPE #4	EVA = 4.7L V8 MPI Engine EVD = 4.7L V8 FFV Engine EZB = 5.7L Hemi Multi Displacement Engine	DGQ = 5-Spd Automatic 545RFE Transmission

Media System - Rear Seat Video
Figure 1-150



ITEM	PART NUMBER	QTY	LINE	SERIES	BODY	ENGINE	TRANS	TRIM	DESCRIPTION
1	82210051AB	1							MEDIA SYSTEM, Monitor with DVD
2									BRACKET
	55364088AA	1							Without Power Moonroof
	55364115AA	1							With Power Moonroof
3	06101308	1							NUT, U, M6x1.00
4	06503384	4	1, 5		74				SCREW AND WASHER, Hex Head, M5x.8x12
5	06101651	1							SCREW, Hex Head, M6x1x16
6	05064037AA	1							HEADPHONES, Wireless
7	05064041AA	1							REMOTE, Wireless Infrared
8	05020533AA	1							LABEL, Mercury Warning
9	05135247AA	1							HARNESS, Wiring
10	05064049AC	1							MEDIA SYSTEM, Monitor with DVD

ASPEN (HG)				
SERIES	LINE	BODY	ENGINE	TRANSMISSION
P = PREMIUM	1 = Lt. Duty DODGE 2WD 5 = Lt. Duty DODGE 4WD	74 = SPORT UTILITY 4-DR TYPE #4	EVA = 4.7L V8 MPI Engine EVD = 4.7L V8 FFV Engine EZB = 5.7L Hemi Multi Displacement Engine	DGQ = 5-Spd Automatic 545RFE Transmission

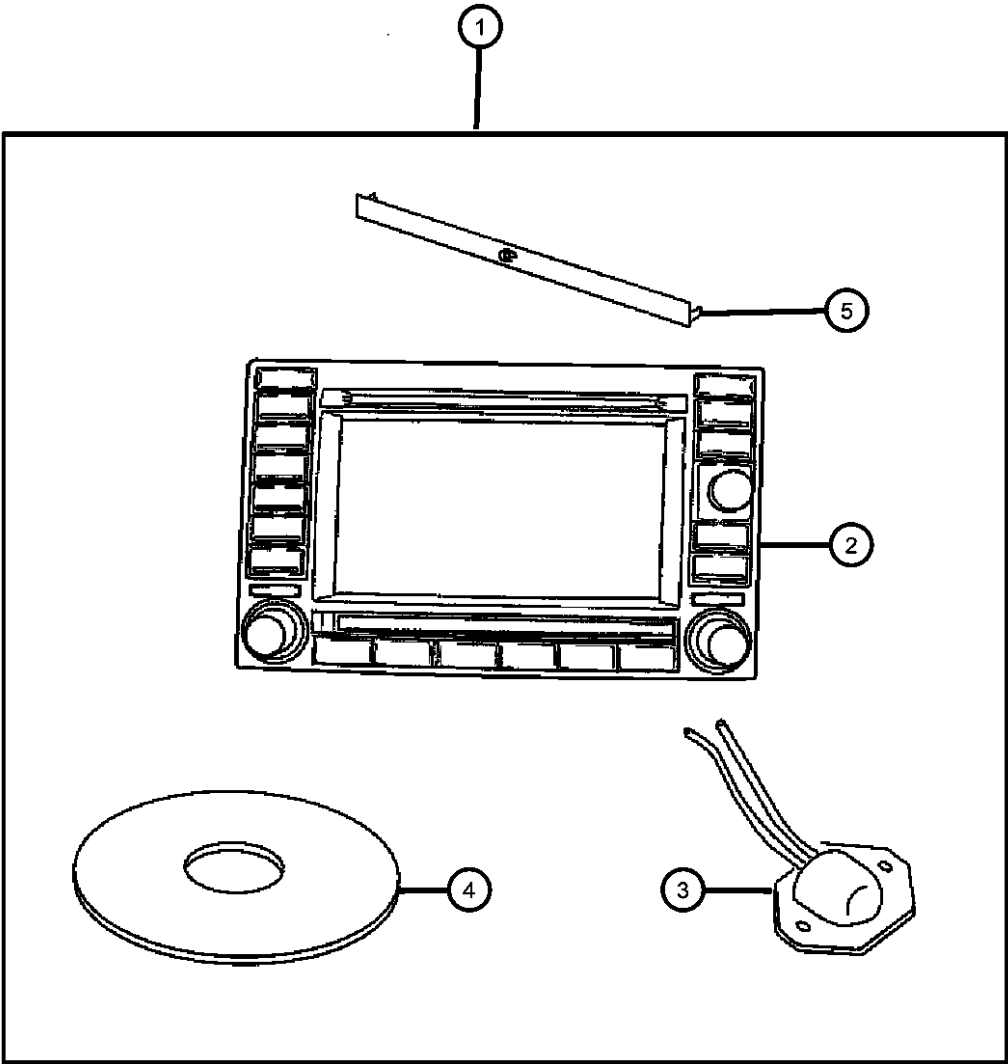
AR = use ase required - = Non illustrated part

Navigation Kit
Figure 1-160

ITEM	PART NUMBER	QTY	LINE	SERIES	BODY	ENGINE	TRANS	TRIM	DESCRIPTION
------	----------------	-----	------	--------	------	--------	-------	------	-------------

Note: For Warranty Repair on Item 2, Order Using Z Prefix

1	82208653AH	1							RADIO, AM/FM CD W/NAV/DVD & CD-CTRL
2	05064184AD	1	1, 5		74				RADIO, AM/FM CD W/NAV/DVD & CD-CTRL
3	56038630AA	1							ANTENNA, GPS
4	05064033AE	1							DVD, Geographic Database
5	05161571AA	1							COVER, Radio

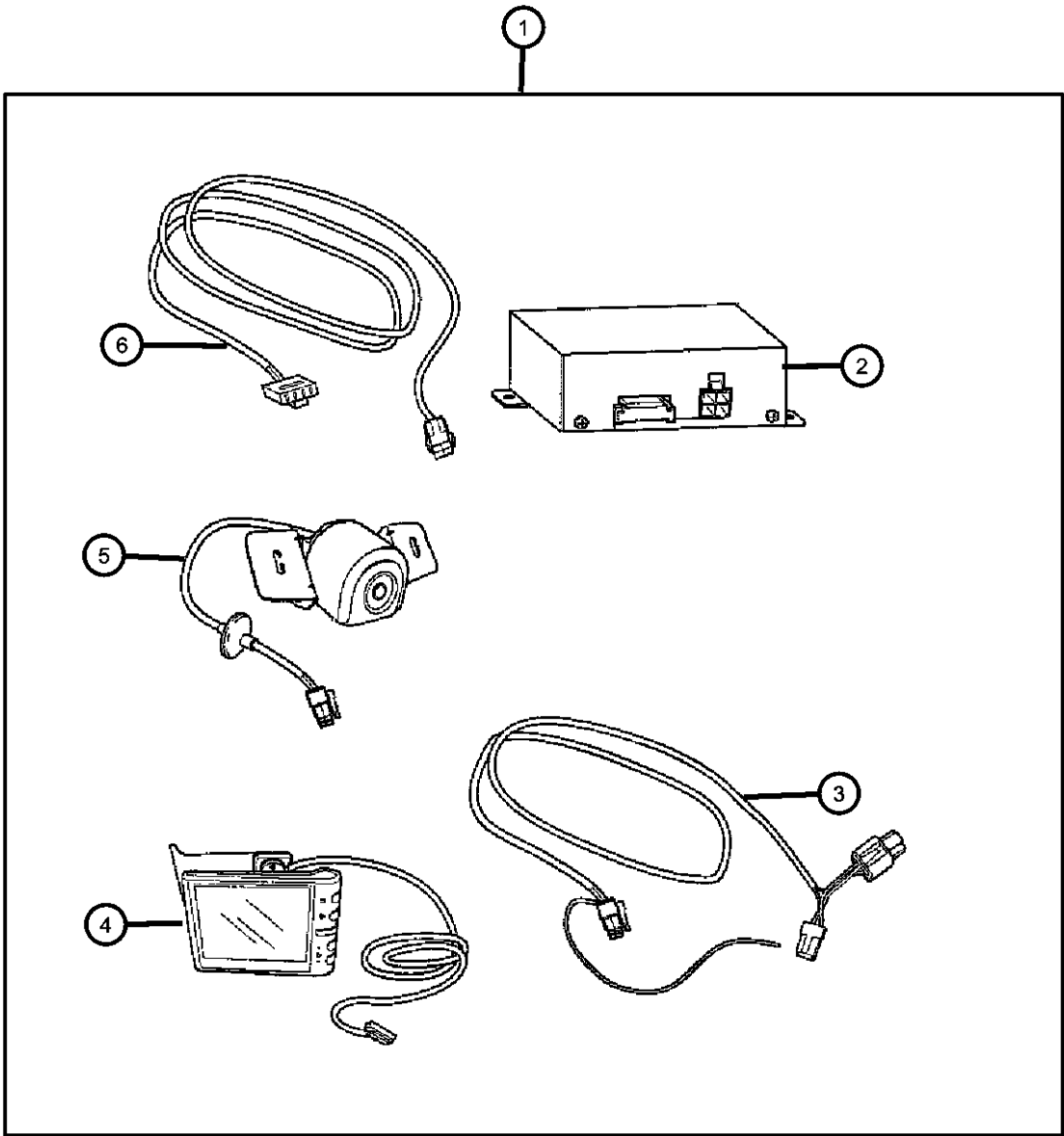


ASPEN (HG)				
SERIES	LINE	BODY	ENGINE	TRANSMISSION
P = PREMIUM	1 = Lt. Duty DODGE 2WD 5 = Lt. Duty DODGE 4WD	74 = SPORT UTILITY 4-DR TYPE #4	EVA = 4.7L V8 MPI Engine EVD = 4.7L V8 FFV Engine EZB = 5.7L Hemi Multi Displacement Engine	DGQ = 5-Spd Automatic 545RFE Transmission

AR = use ase required - = Non illustrated part

Backup Camera Kit
Figure 1-170

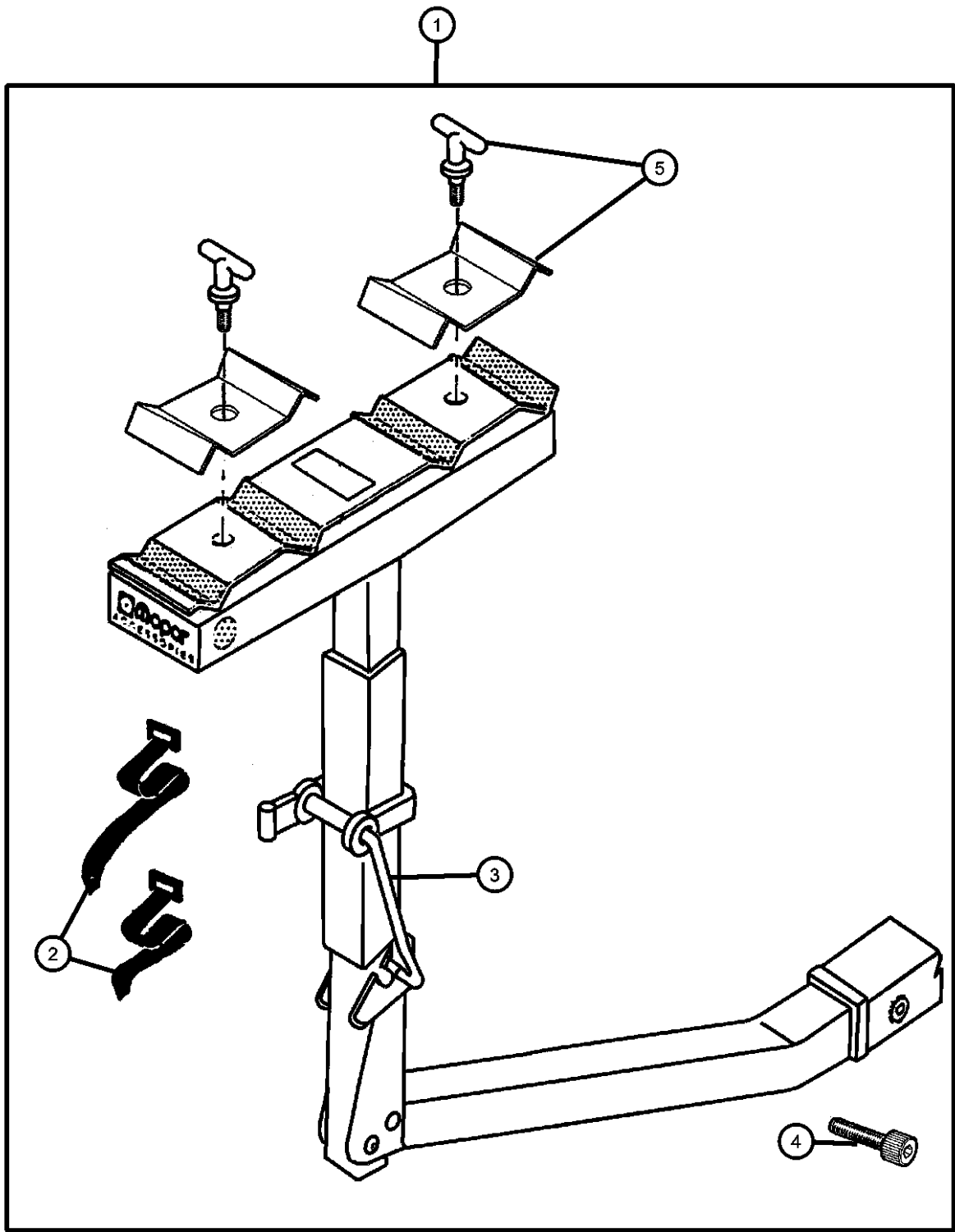
ITEM	PART NUMBER	QTY	LINE	SERIES	BODY	ENGINE	TRANS	TRIM	DESCRIPTION
1	82210146AB	1							CAMERA KIT, Back Up
2	05191903AA	1							CONTROL MODULE, Receiver
3	05191905AA	1							HARNESS, Wiring
4	05191965AA	1							MONITOR, Back Up Camera
5	05191906AA	1							CAMERA
6	05191904AA	1							HARNESS, Wiring



ASPEN (HG)				
SERIES	LINE	BODY	ENGINE	TRANSMISSION
P = PREMIUM	1 = Lt. Duty DODGE 2WD 5 = Lt. Duty DODGE 4WD	74 = SPORT UTILITY 4-DR TYPE #4	EVA = 4.7L V8 MPI Engine EVD = 4.7L V8 FFV Engine EZB = 5.7L Hemi Multi Displacement Engine	DGQ = 5-Spd Automatic 545RFE Transmission

AR = use ase required - = Non illustrated part

Bike Carrier - Hitch Mount Four Bikes
Figure 1-210



ITEM	PART NUMBER	QTY	LINE	SERIES	BODY	ENGINE	TRANS	TRIM	DESCRIPTION
------	-------------	-----	------	--------	------	--------	-------	------	-------------

Note; Requires 2 Inch Hitch Receiver

1	82204328	1							CARRIER KIT, Bike
2	04762880	1							STRAP KIT, Velcro
3	05016775AA	1							STRAP KIT, Bike Carrier Latch
4	05016776AA	1							BOLT KIT, Security
5	05018825AA	1							HARDWARE KIT, Bike Carrier

ASPEN (HG)				
SERIES	LINE	BODY	ENGINE	TRANSMISSION
P = PREMIUM	1 = Lt. Duty DODGE 2WD 5 = Lt. Duty DODGE 4WD	74 = SPORT UTILITY 4-DR TYPE #4	EVA = 4.7L V8 MPI Engine EVD = 4.7L V8 FFV Engine EZB = 5.7L Hemi Multi Displacement Engine	DGQ = 5-Spd Automatic 545RFE Transmission

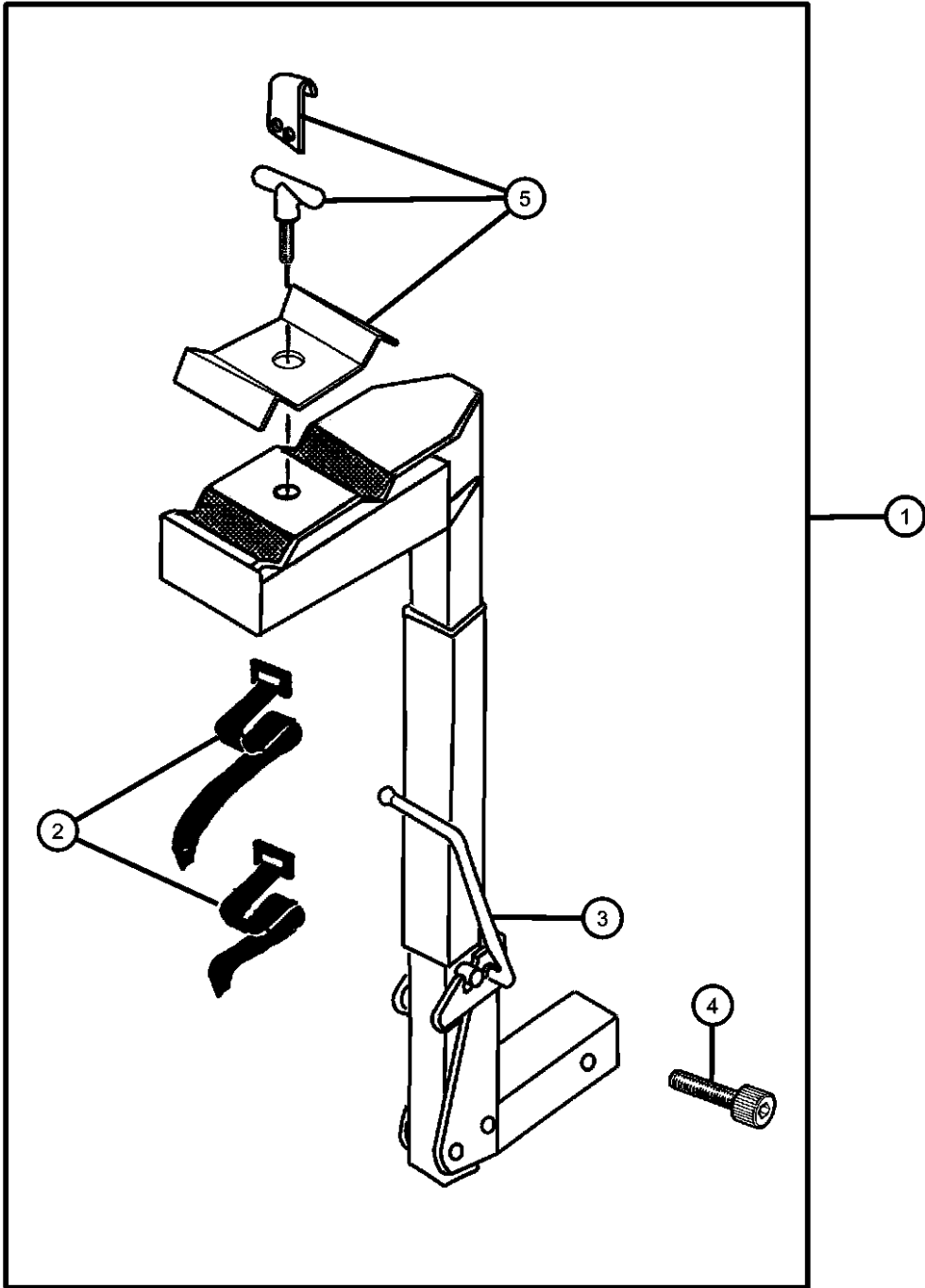
AR = use ase required - = Non illustrated part

Bike Carrier, Hitch Mount Two Bikes
Figure 1-215

ITEM	PART NUMBER	QTY	LINE	SERIES	BODY	ENGINE	TRANS	TRIM	DESCRIPTION
------	-------------	-----	------	--------	------	--------	-------	------	-------------

Note; Requires 2 Inch Hitch Receiver

1	82204453	1							CARRIER KIT, Bike
2	04762880	1							STRAP KIT, Velcro
3	05016775AA	1							STRAP KIT, Bike Carrier Latch
4	05016776AA	1							BOLT KIT, Security
5	05018825AA	1							HARDWARE KIT, Bike Carrier

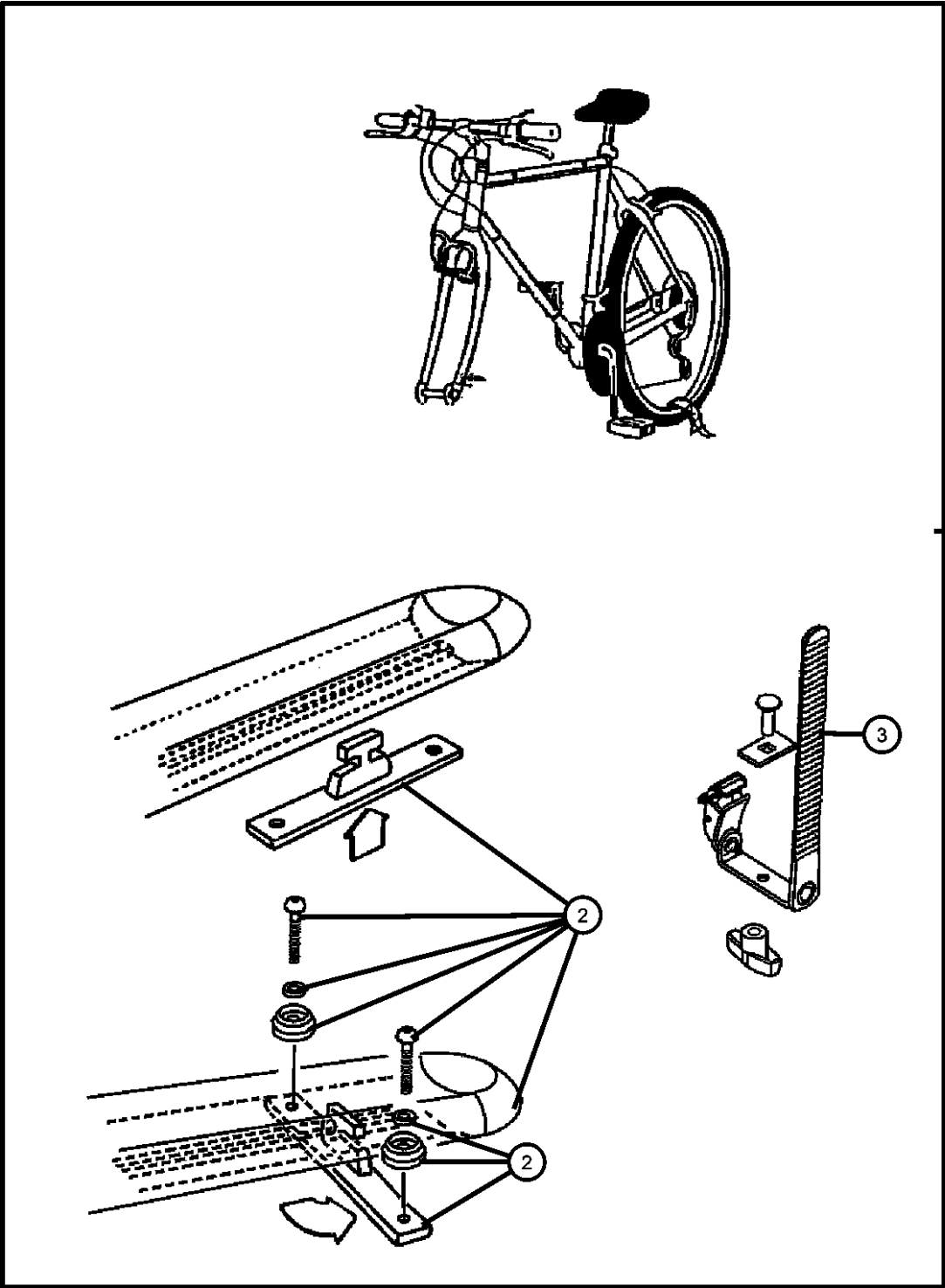


ASPEN (HG)				
SERIES	LINE	BODY	ENGINE	TRANSMISSION
P = PREMIUM	1 = Lt. Duty DODGE 2WD 5 = Lt. Duty DODGE 4WD	74 = SPORT UTILITY 4-DR TYPE #4	EVA = 4.7L V8 MPI Engine EVD = 4.7L V8 FFV Engine EZB = 5.7L Hemi Multi Displacement Engine	DGQ = 5-Spd Automatic 545RFE Transmission

AR = use ase required - = Non illustrated part

Bike Carrier - Roof Mount- Fork
Figure 1-220

ITEM	PART NUMBER	QTY	LINE	SERIES	BODY	ENGINE	TRANS	TRIM	DESCRIPTION
1	82207943	1							CARRIER KIT, Bike, Fork - Mount
2	05093779AA	1							HARDWARE KIT, Accessory
3	05114532AA	1							STRAP, Cargo Tie Down

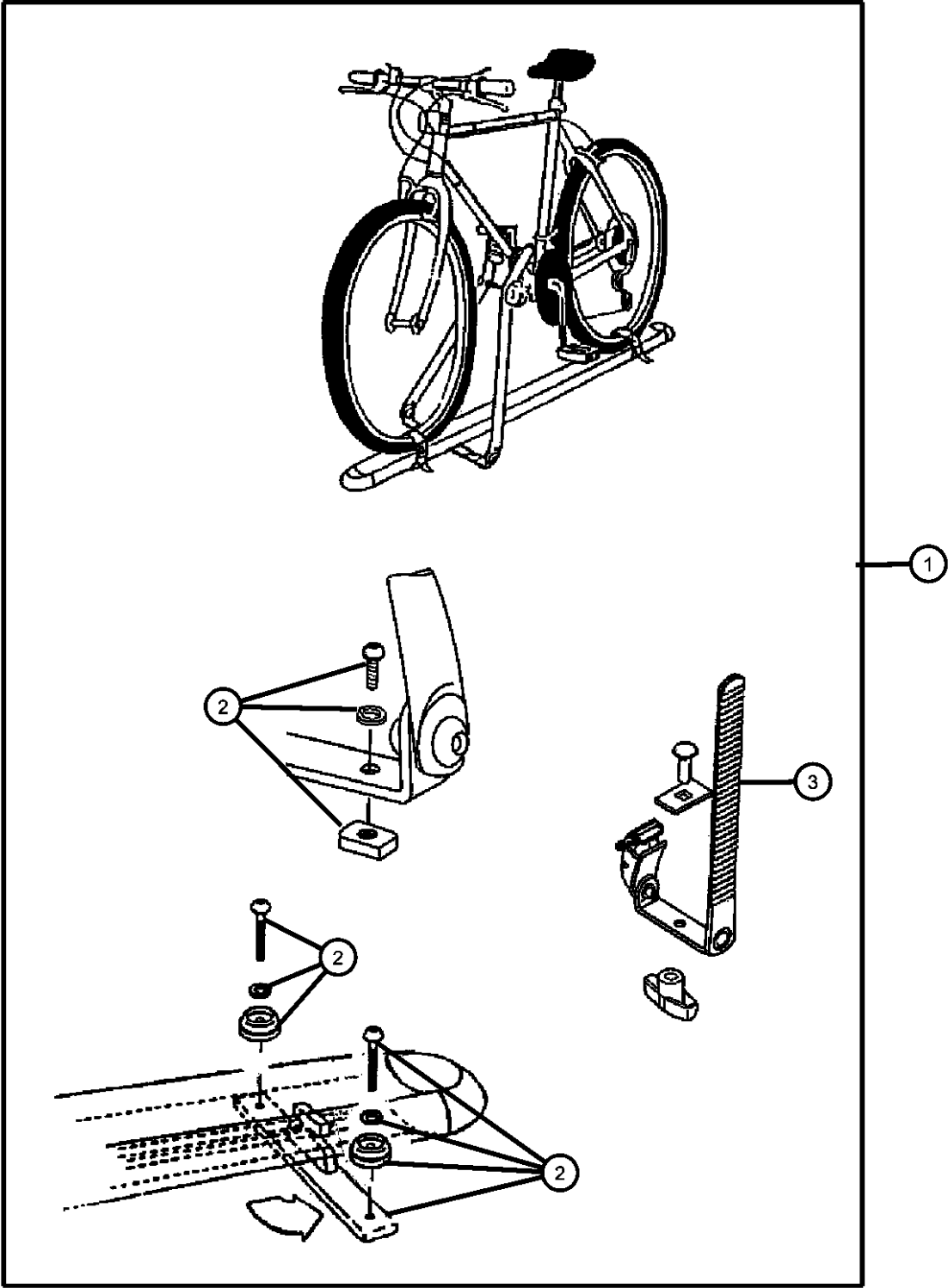


ASPEN (HG)				
SERIES	LINE	BODY	ENGINE	TRANSMISSION
P = PREMIUM	1 = Lt. Duty DODGE 2WD 5 = Lt. Duty DODGE 4WD	74 = SPORT UTILITY 4-DR TYPE #4	EVA = 4.7L V8 MPI Engine EVD = 4.7L V8 FFV Engine EZB = 5.7L Hemi Multi Displacement Engine	DGQ = 5-Spd Automatic 545RFE Transmission

AR = use ase required - = Non illustrated part

Bike Carrier- Roof Mount -Upright
Figure 1-225

ITEM	PART NUMBER	QTY	LINE	SERIES	BODY	ENGINE	TRANS	TRIM	DESCRIPTION
1	82207942	1							CARRIER KIT, Bike, Upright - Mount
2	05093779AA	1							HARDWARE KIT, Accessory
3	05114532AA	1							STRAP, Cargo Tie Down



ASPEN (HG)				
SERIES	LINE	BODY	ENGINE	TRANSMISSION
P = PREMIUM	1 = Lt. Duty DODGE 2WD 5 = Lt. Duty DODGE 4WD	74 = SPORT UTILITY 4-DR TYPE #4	EVA = 4.7L V8 MPI Engine EVD = 4.7L V8 FFV Engine EZB = 5.7L Hemi Multi Displacement Engine	DGQ = 5-Spd Automatic 545RFE Transmission

AR = use ase required - = Non illustrated part

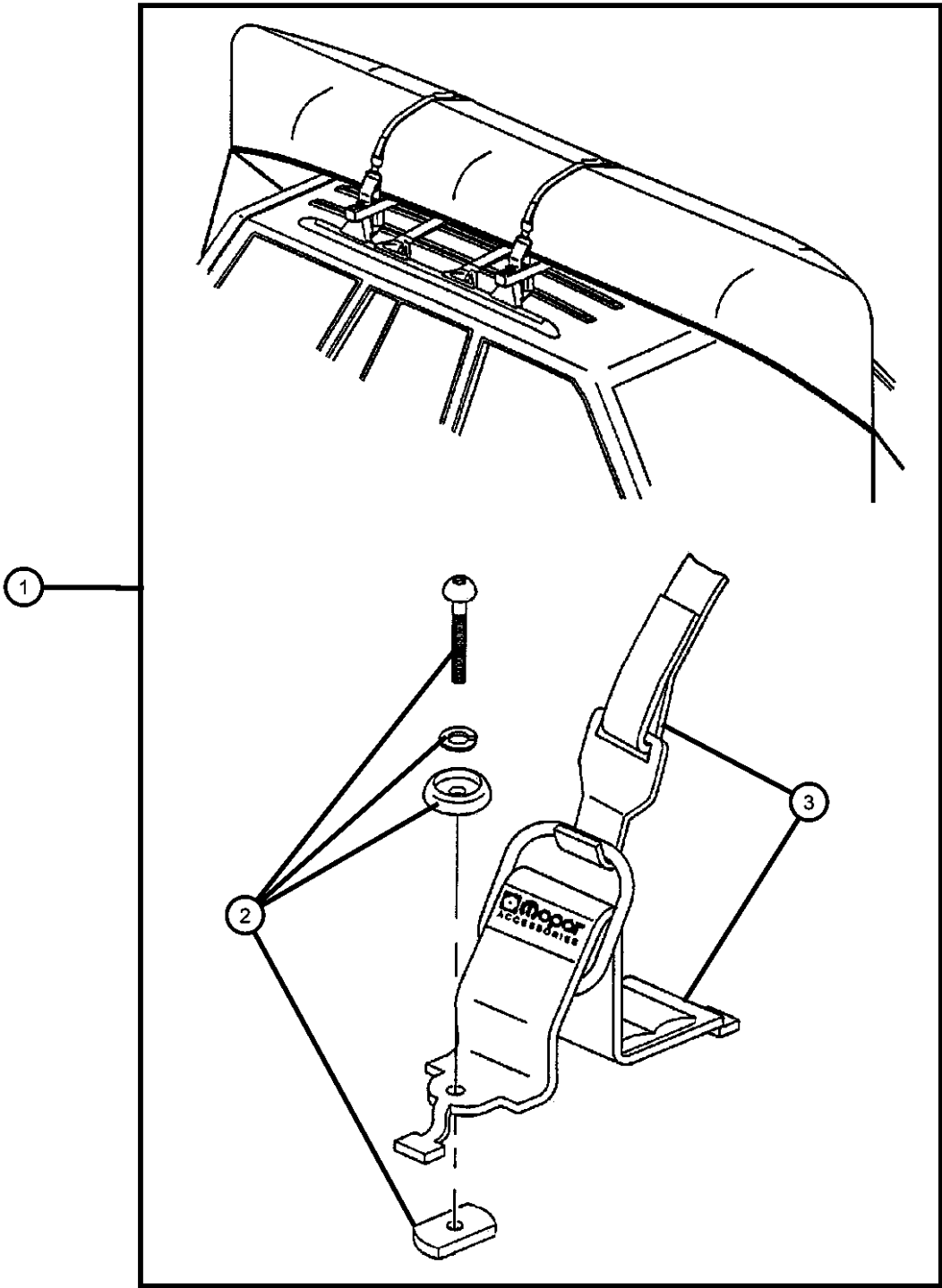
Carrier Kit - Canoe
Figure 1-230

ITEM	PART NUMBER	QTY	LINE	SERIES	BODY	ENGINE	TRANS	TRIM	DESCRIPTION
------	----------------	-----	------	--------	------	--------	-------	------	-------------

Note; Requires Sport Utility Bar

1	82204700	1
2	05016389AA	1
3	05016511AA	1

CARRIER KIT, Canoe
HARDWARE KIT, Accessory
STRAP, Cargo Tie Down



ASPEN (HG)				
SERIES	LINE	BODY	ENGINE	TRANSMISSION
P = PREMIUM	1 = Lt. Duty DODGE 2WD 5 = Lt. Duty DODGE 4WD	74 = SPORT UTILITY 4-DR TYPE #4	EVA = 4.7L V8 MPI Engine EVD = 4.7L V8 FFV Engine EZB = 5.7L Hemi Multi Displacement Engine	DGQ = 5-Spd Automatic 545RFE Transmission

AR = use ase required - = Non illustrated part

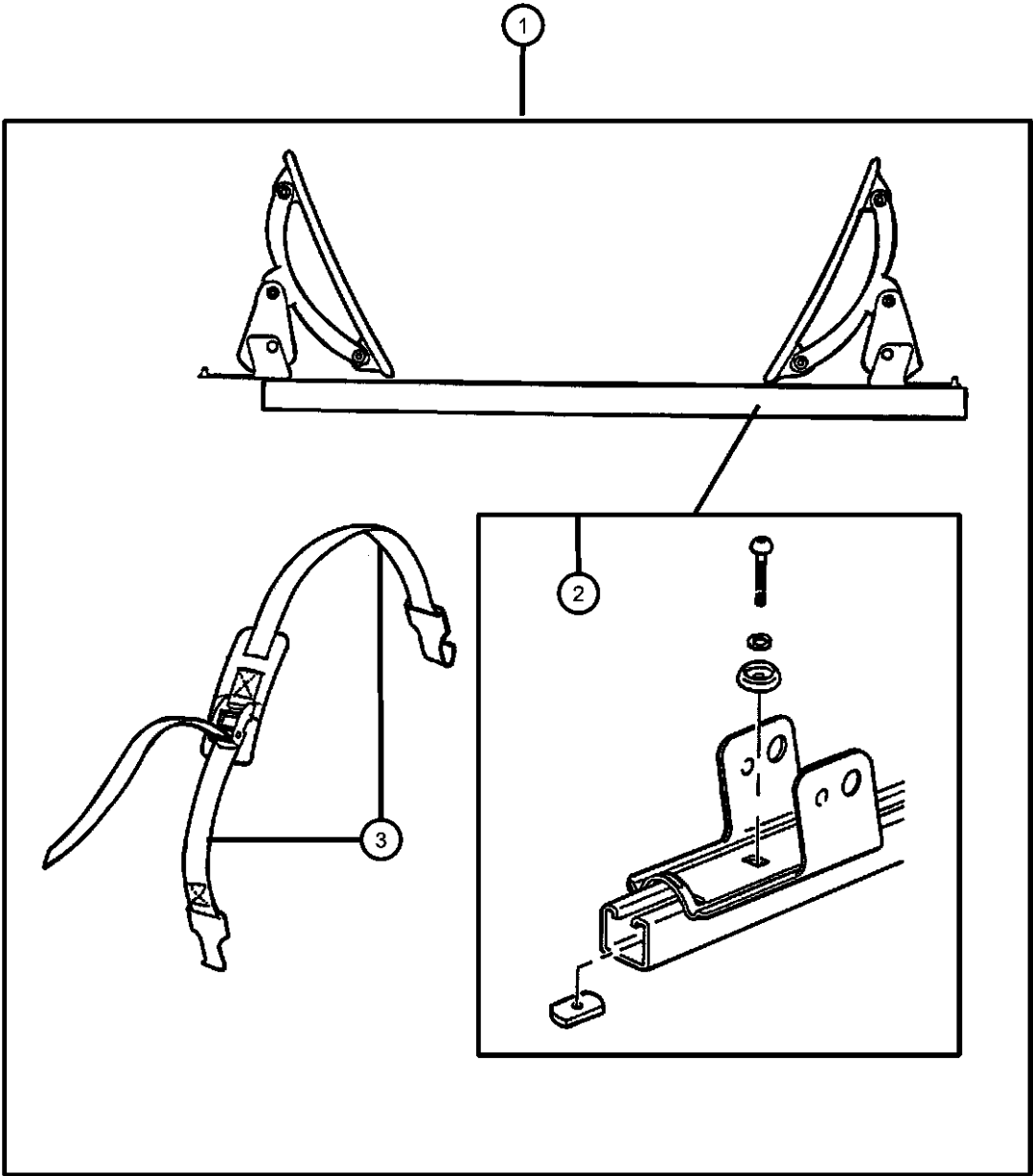
Carrier Kit - Watersports
Figure 1-232

ITEM	PART NUMBER	QTY	LINE	SERIES	BODY	ENGINE	TRANS	TRIM	DESCRIPTION
------	----------------	-----	------	--------	------	--------	-------	------	-------------

Note; Requires T-Slot Crossbar

1	82205416	1
2	05016389AA	1
3	05016511AA	1

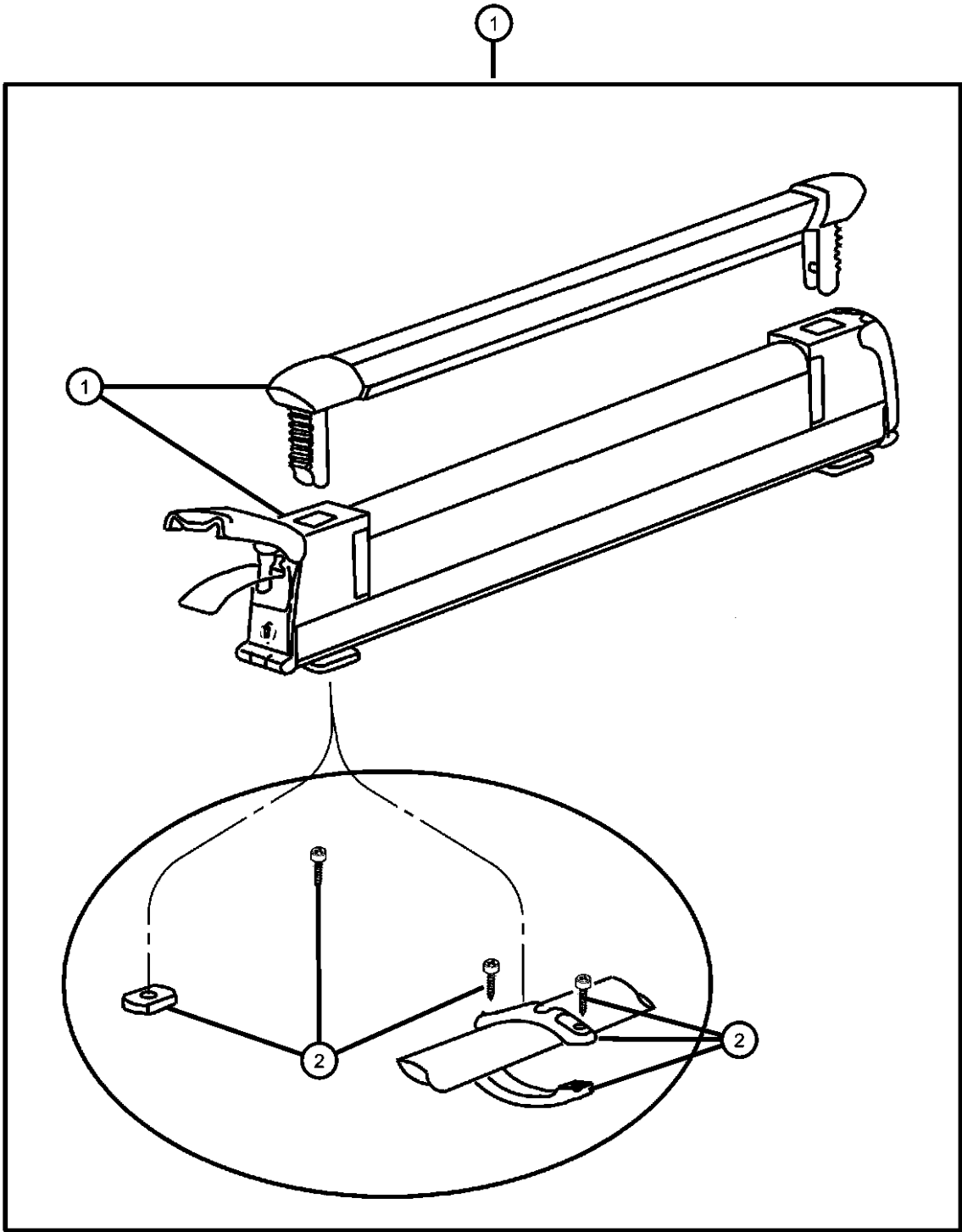
CARRIER KIT, Water Sports,
Kayak, Surfboard, Sail Board
HARDWARE KIT, Accessory
STRAP, Cargo Tie Down



ASPEN (HG)	LINE	BODY	ENGINE	TRANSMISSION
SERIES				
P = PREMIUM	1 = Lt. Duty DODGE 2WD 5 = Lt. Duty DODGE 4WD	74 = SPORT UTILITY 4-DR TYPE #4	EVA = 4.7L V8 MPI Engine EVD = 4.7L V8 FFV Engine EZB = 5.7L Hemi Multi Displacement Engine	DGQ = 5-Spd Automatic 545RFE Transmission

AR = use ase required - = Non illustrated part

Carrier Kit, Snowboard or Ski
Figure 1-235



ITEM	PART NUMBER	QTY	LINE	SERIES	BODY	ENGINE	TRANS	TRIM	DESCRIPTION
1	82207308	1							CARRIER KIT, Ski
2	05086158AA	1							HARDWARE KIT, Accessory
-3	05066632AA	1							TOOL, Screw Driver

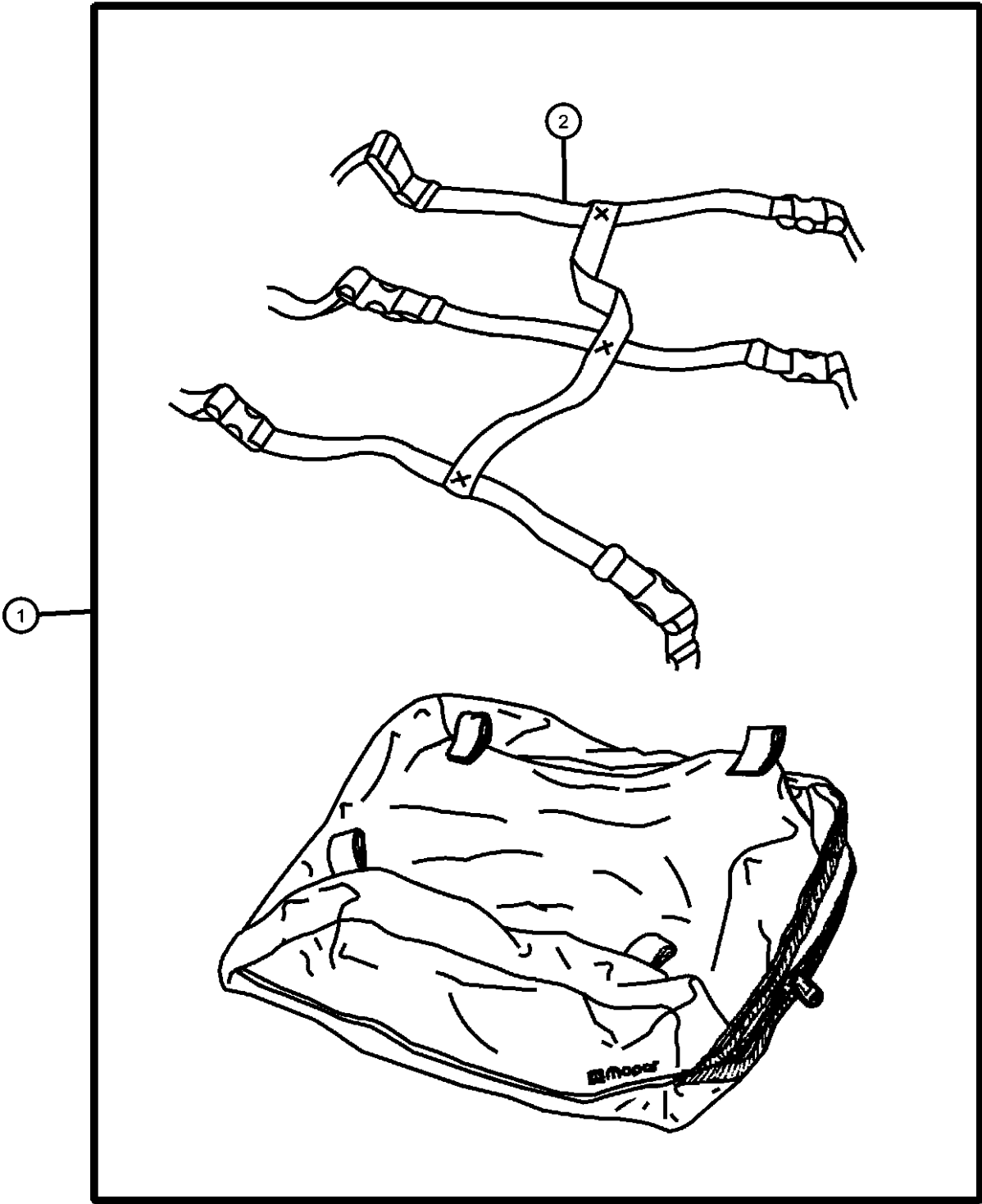
ASPEN (HG)				
SERIES	LINE	BODY	ENGINE	TRANSMISSION
P = PREMIUM	1 = Lt. Duty DODGE 2WD 5 = Lt. Duty DODGE 4WD	74 = SPORT UTILITY 4-DR TYPE #4	EVA = 4.7L V8 MPI Engine EVD = 4.7L V8 FFV Engine EZB = 5.7L Hemi Multi Displacement Engine	DGQ = 5-Spd Automatic 545RFE Transmission

Luggage Carrier Roof Vinyl
Figure 1-264

ITEM	PART NUMBER	QTY	LINE	SERIES	BODY	ENGINE	TRANS	TRIM	DESCRIPTION
------	----------------	-----	------	--------	------	--------	-------	------	-------------

NOTE: Requires Roof Rack.

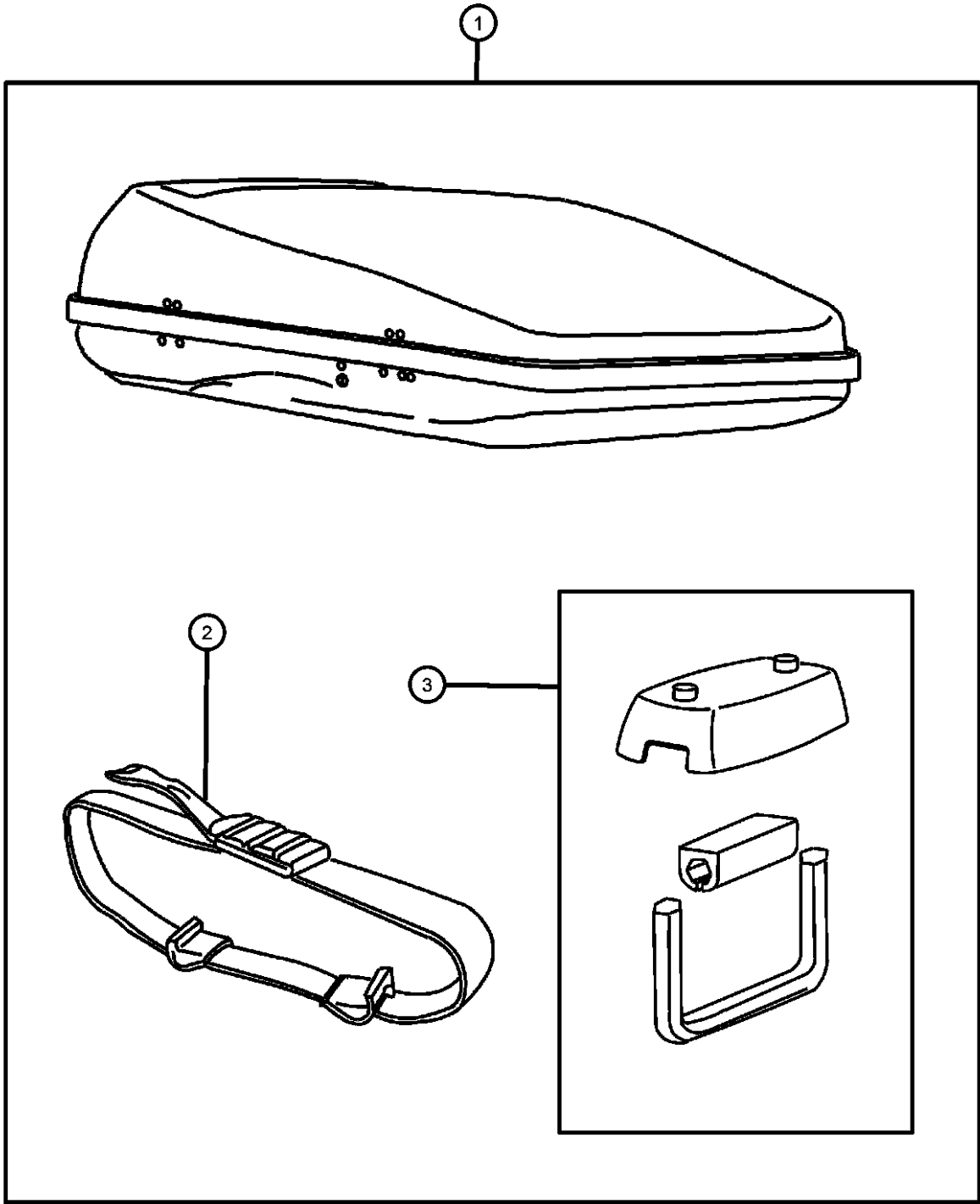
1	82207198	1							CARRIER KIT, Luggage
2	05066332AA	1							STRAP KIT, Luggage Carrier



ASPEN (HG)				
SERIES	LINE	BODY	ENGINE	TRANSMISSION
P = PREMIUM	1 = Lt. Duty DODGE 2WD 5 = Lt. Duty DODGE 4WD	74 = SPORT UTILITY 4-DR TYPE #4	EVA = 4.7L V8 MPI Engine EVD = 4.7L V8 FFV Engine EZB = 5.7L Hemi Multi Displacement Engine	DGQ = 5-Spd Automatic 545RFE Transmission

AR = use ase required - = Non illustrated part

Carrier Kit / Luggage
Figure 1-266



ITEM	PART NUMBER	QTY	LINE	SERIES	BODY	ENGINE	TRANS	TRIM	DESCRIPTION
------	-------------	-----	------	--------	------	--------	-------	------	-------------

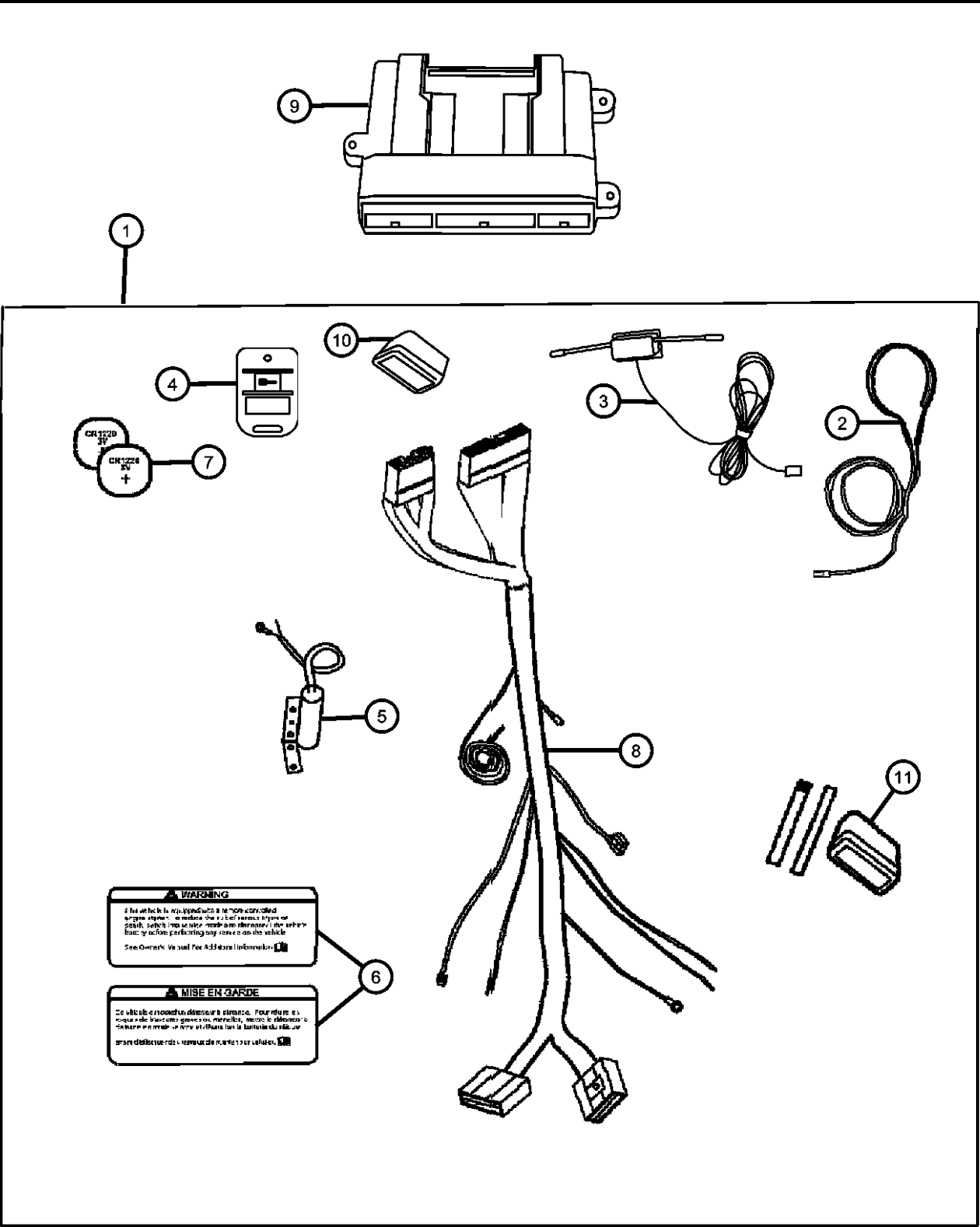
Note; Requires Roof Rack

1									CARRIER KIT, Luggage
	82207341AB	1							480 Liter Capacity
	82207353AB	1							440 Liter Capacity
2	05086160AA	1							STRAP, Cargo Tie Down
3	05086159AA	1							HARDWARE KIT

ASPEN (HG)									
SERIES	LINE								TRANSMISSION
P = PREMIUM	1 = Lt. Duty DODGE 2WD 5 = Lt. Duty DODGE 4WD				74 = SPORT UTILITY 4-DR TYPE #4	EVA = 4.7L V8 MPI Engine EVD = 4.7L V8 FFV Engine EZB = 5.7L Hemi Multi Displacement Engine			DGQ = 5-Spd Automatic 545RFE Transmission

AR = use ase required - = Non illustrated part

Remote Start
Figure 1-310

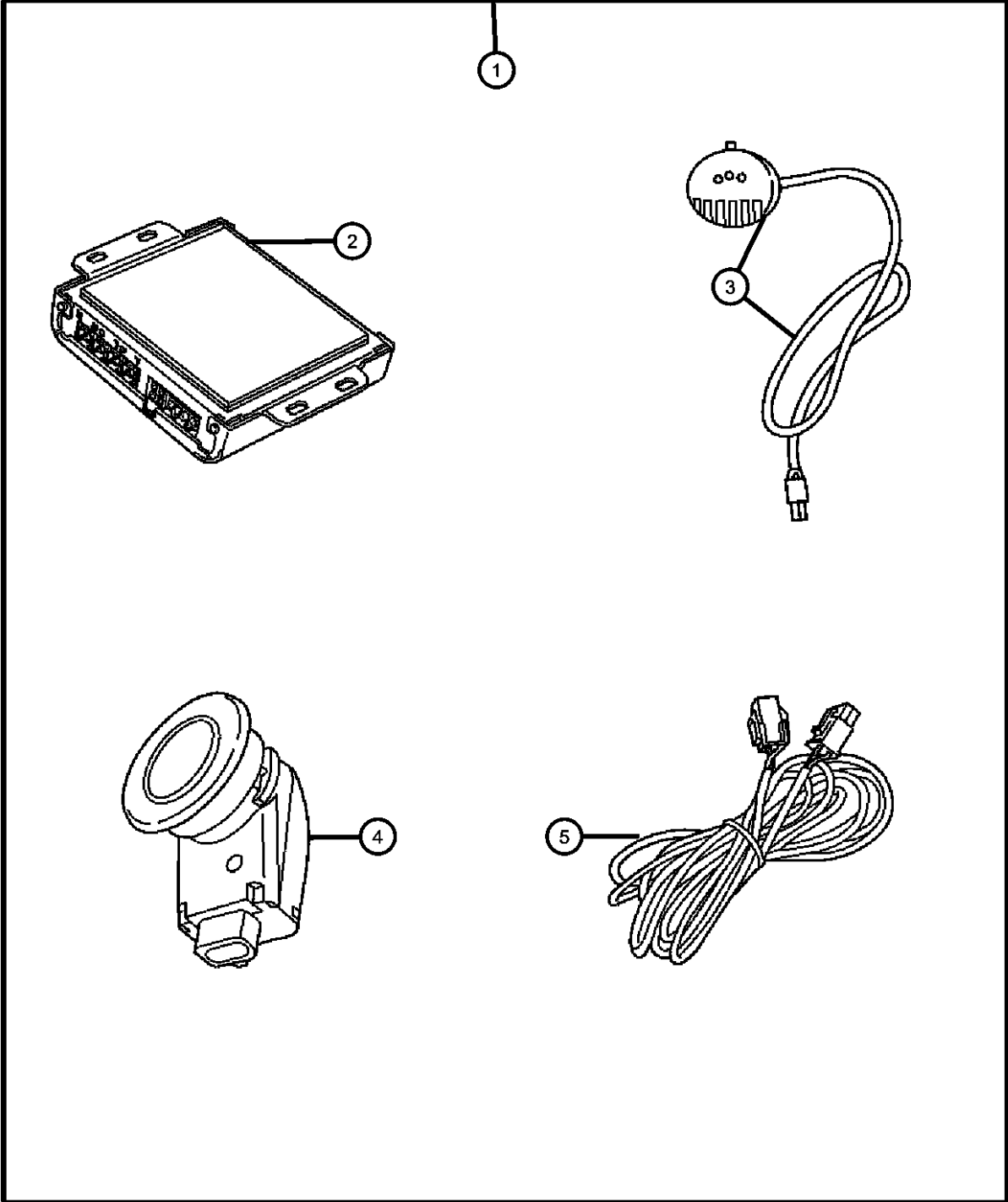


ITEM	PART NUMBER	QTY	LINE	SERIES	BODY	ENGINE	TRANS	TRIM	DESCRIPTION
NOTE: Module (Item # 9) not included in install kit, need to order separately.									
1	82210224AG	1							INSTALL KIT, REMOTE START
2	05140470AA	1							ANTENNA
3	05140471AA	1							ANTENNA
4	05140472AA	1							TRANSMITTER
5	68001331AA	1							SWITCH
6	05140474AA	1							LABEL
7	05140773AA	1							BATTERY, Transmitter, Contains: 12 Replacement Batteries
8	68021168AA	1							HARNESS, Wiring
9	82208859AB	1							MODULE KIT, REMOTE START
10	68021198AA	1							MODULE, Remote Start
11	05140468AA	1							MODULE

ASPEN (HG)				
SERIES	LINE	BODY	ENGINE	TRANSMISSION
P = PREMIUM	1 = Lt. Duty DODGE 2WD 5 = Lt. Duty DODGE 4WD	74 = SPORT UTILITY 4-DR TYPE #4	EVA = 4.7L V8 MPI Engine EVD = 4.7L V8 FFV Engine EZB = 5.7L Hemi Multi Displacement Engine	DGQ = 5-Spd Automatic 545RFE Transmission

AR = use ase required - = Non illustrated part

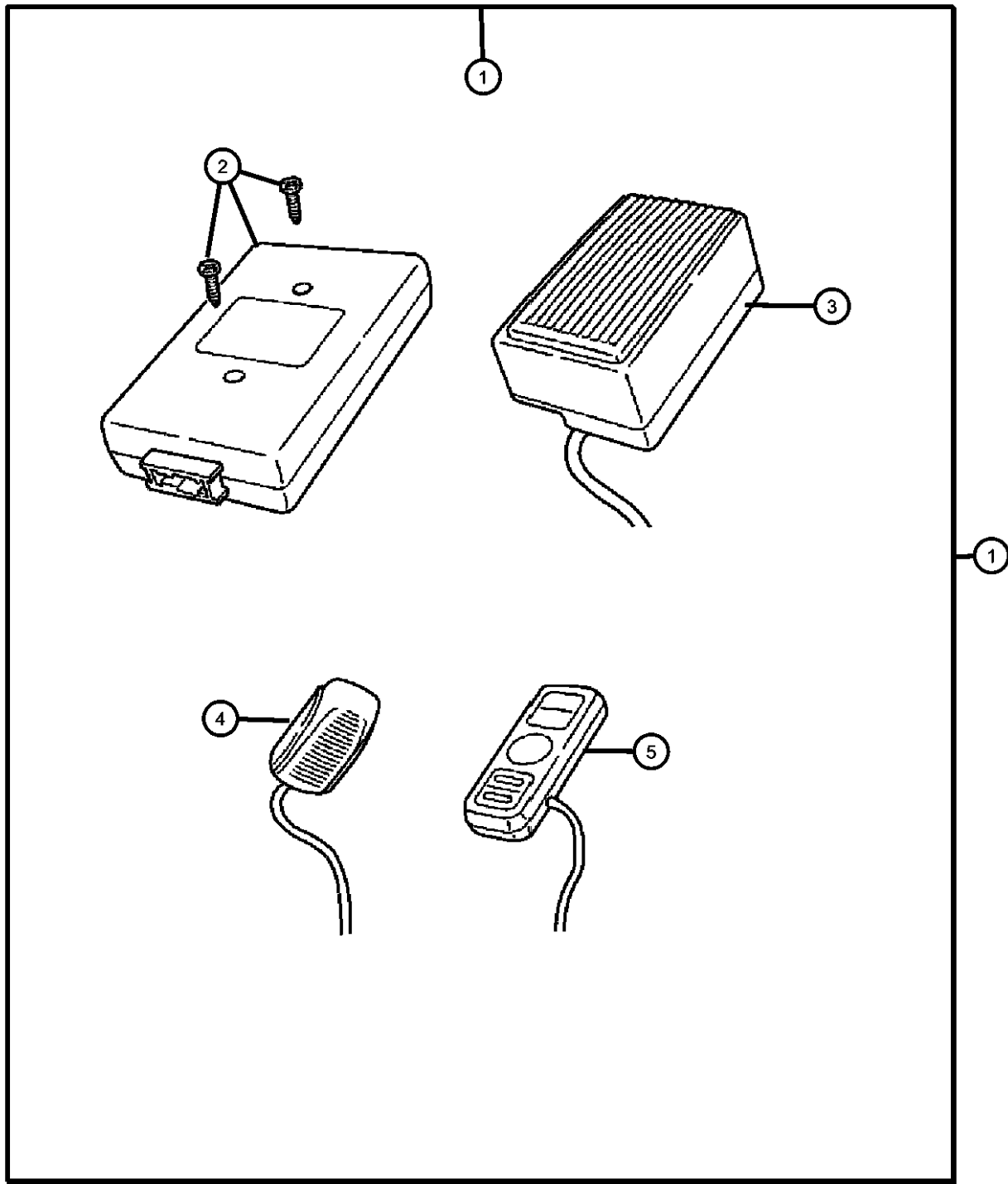
Sensor Package Park/Distance
Figure 1-320



ITEM	PART NUMBER	QTY	LINE	SERIES	BODY	ENGINE	TRANS	TRIM	DESCRIPTION
1	82208246AD	1							SENSOR KIT, Park Distance
2	05137541AA	1							MODULE, Parking Assist
3	05137539AA	1							DISPLAY, Parking Assist
4	05137536AA	1							SENSOR
5	05137540AA	1							WIRING, Distance Sensor

ASPEN (HG)					
SERIES	LINE	BODY	ENGINE	TRANSMISSION	
P = PREMIUM	1 = Lt. Duty DODGE 2WD 5 = Lt. Duty DODGE 4WD	74 = SPORT UTILITY 4-DR TYPE #4	EVA = 4.7L V8 MPI Engine EVD = 4.7L V8 FFV Engine EZB = 5.7L Hemi Multi Displacement Engine	DGQ = 5-Spd Automatic 545RFE Transmission	

Hands Free Kit,Cellular Phone
Figure 1-330

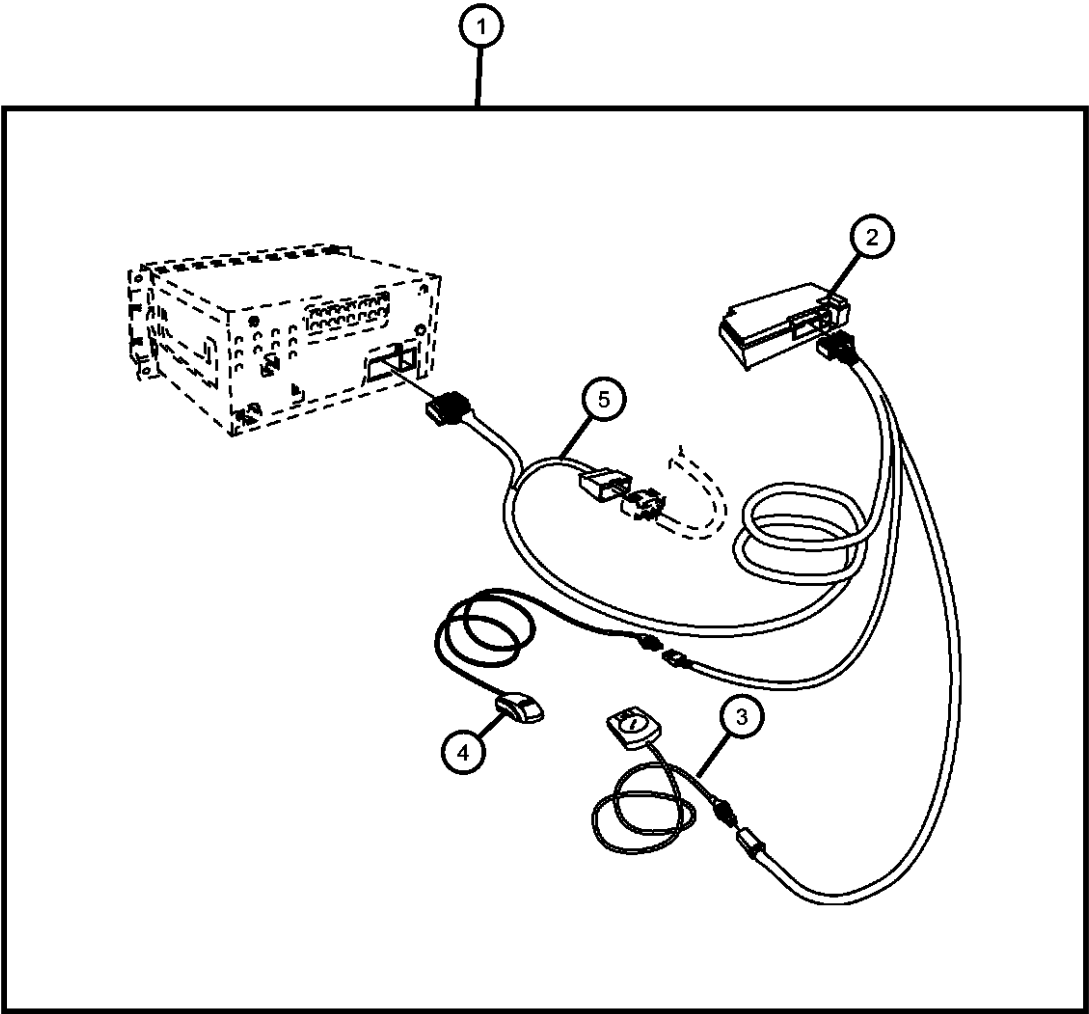


ITEM	PART NUMBER	QTY	LINE	SERIES	BODY	ENGINE	TRANS	TRIM	DESCRIPTION
1	82207853AE	1							HANDS FREE KIT, Cellular Phone
2	05114359AE	1							MODULE, U Connect
3	05102026AA	1							SPEAKER, Front
4	05102025AA	1							MICROPHONE, Audio
5	05102027AA	1							CONTROLLER, Audio
-6	05191830AA	1							HARNESS

ASPEN (HG)				
SERIES	LINE	BODY	ENGINE	TRANSMISSION
P = PREMIUM	1 = Lt. Duty DODGE 2WD 5 = Lt. Duty DODGE 4WD	74 = SPORT UTILITY 4-DR TYPE #4	EVA = 4.7L V8 MPI Engine EVD = 4.7L V8 FFV Engine EZB = 5.7L Hemi Multi Displacement Engine	DGQ = 5-Spd Automatic 545RFE Transmission

Hands-Free Kit, Cellular Phone
Figure 1-335

ITEM	PART NUMBER	QTY	LINE	SERIES	BODY	ENGINE	TRANS	TRIM	DESCRIPTION
1	82210081	1							HANDS FREE KIT, Cellular Phone
2	82210081	1							MODULE, (NOT SERVICED)
3	68002645AA	1							CONTROLLER, Audio
4	68002646AA	1							MICROPHONE, Audio
5	68002647AA	1							HARNESS

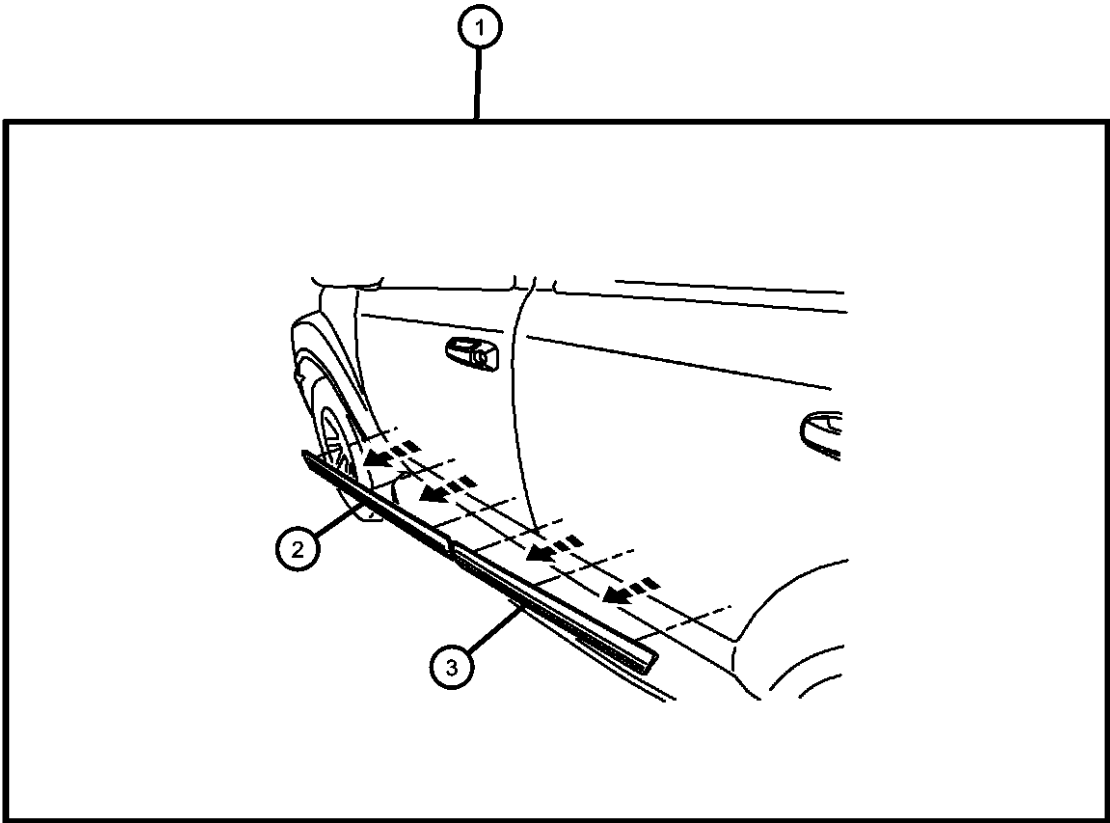


ASPEN (HG)				
SERIES	LINE	BODY	ENGINE	TRANSMISSION
P = PREMIUM	1 = Lt. Duty DODGE 2WD 5 = Lt. Duty DODGE 4WD	74 = SPORT UTILITY 4-DR TYPE #4	EVA = 4.7L V8 MPI Engine EVD = 4.7L V8 FFV Engine EZB = 5.7L Hemi Multi Displacement Engine	DGQ = 5-Spd Automatic 545RFE Transmission

AR = use ase required - = Non illustrated part

Body Side Molding Assy.
Figure 1-505

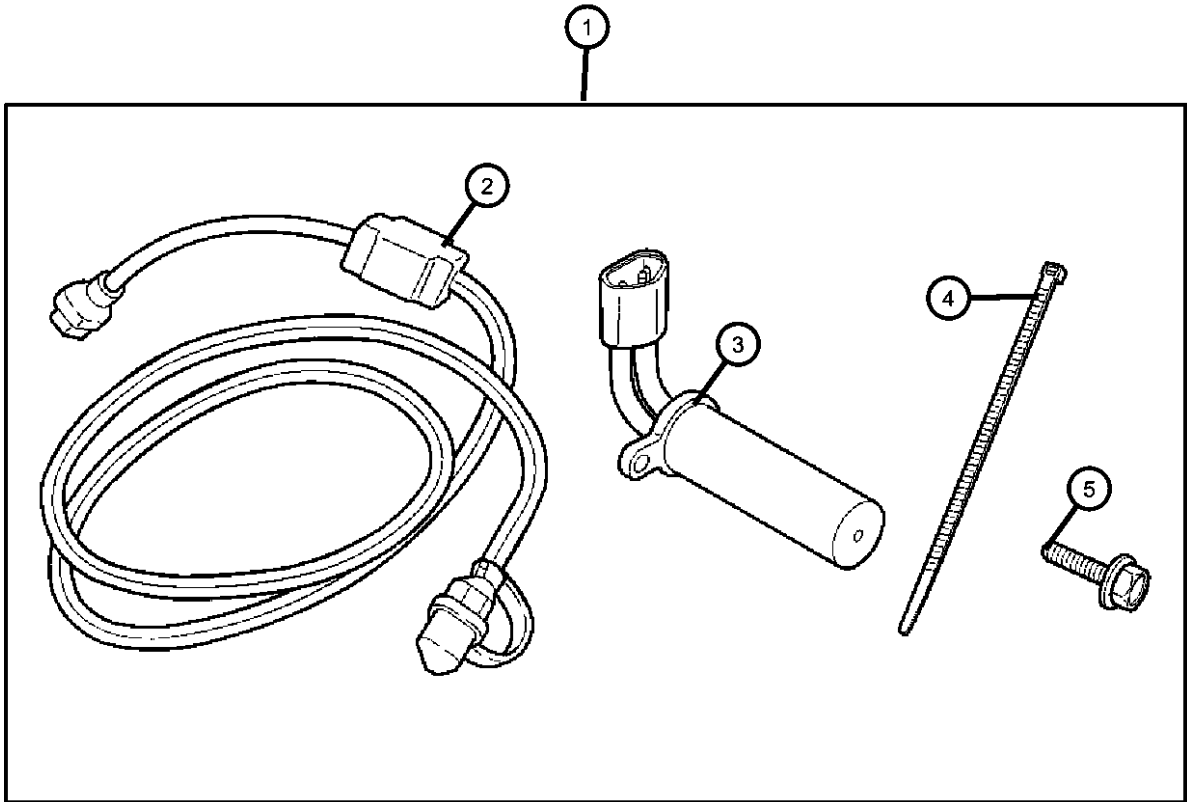
ITEM	PART NUMBER	QTY	LINE	SERIES	BODY	ENGINE	TRANS	TRIM	DESCRIPTION
1	82210282	1							DECOR KIT, Bodyside
2									MOLDING, Front Door
	55078066AB	1	1, 5		74				Right Front Door
	55078067AB	1	1, 5		74				Left Front Door
3									MOLDING, Rear Door
	55078068AB	1	1, 5		74				Right Rear Door
	55078069AB	1	1, 5		74				Door, Left Rear



ASPEN (HG)	LINE	BODY	ENGINE	TRANSMISSION
SERIES	LINE			
P = PREMIUM	1 = Lt. Duty DODGE 2WD 5 = Lt. Duty DODGE 4WD	74 = SPORT UTILITY 4-DR TYPE #4	EVA = 4.7L V8 MPI Engine EVD = 4.7L V8 FFV Engine EZB = 5.7L Hemi Multi Displacement Engine	DGQ = 5-Spd Automatic 545RFE Transmission

Engine Block Heater
Figure 1-620

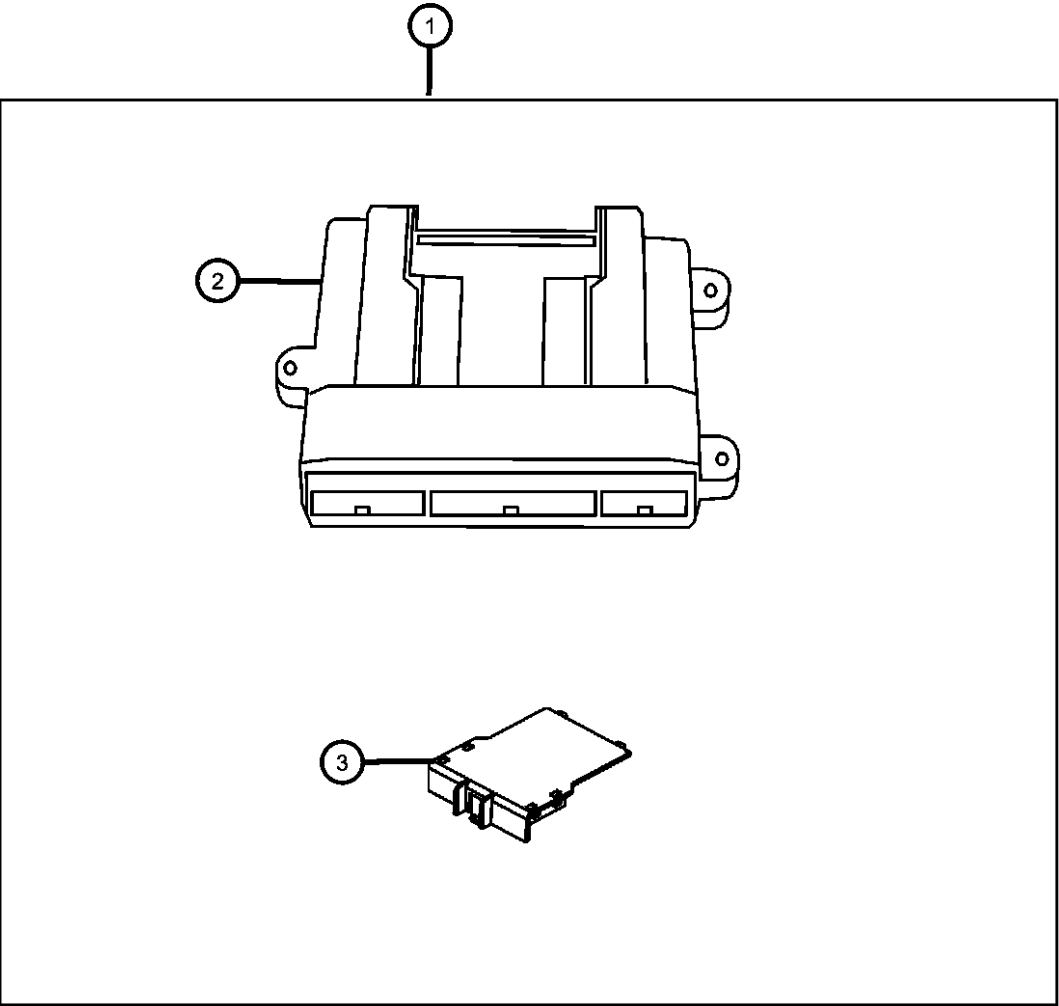
ITEM	PART NUMBER	QTY	LINE	SERIES	BODY	ENGINE	TRANS	TRIM	DESCRIPTION
1	82208937	1							HEATER PACKAGE, Engine Block
2	04608805AC	1							CORD, Engine Block Heater
3	56044359AA	1							HEATER, Engine Block
4	06015756	1	1, 5		74				STRAP, Tie
5	06102001	1							BOLT AND WASHER, M6x12



ASPEN (HG) SERIES	LINE	BODY	ENGINE	TRANSMISSION
P = PREMIUM	1 = Lt. Duty DODGE 2WD 5 = Lt. Duty DODGE 4WD	74 = SPORT UTILITY 4-DR TYPE #4	EVA = 4.7L V8 MPI Engine EVD = 4.7L V8 FFV Engine EZB = 5.7L Hemi Multi Displacement Engine	DGQ = 5-Spd Automatic 545RFE Transmission

Alarm Kit
Figure 1-910

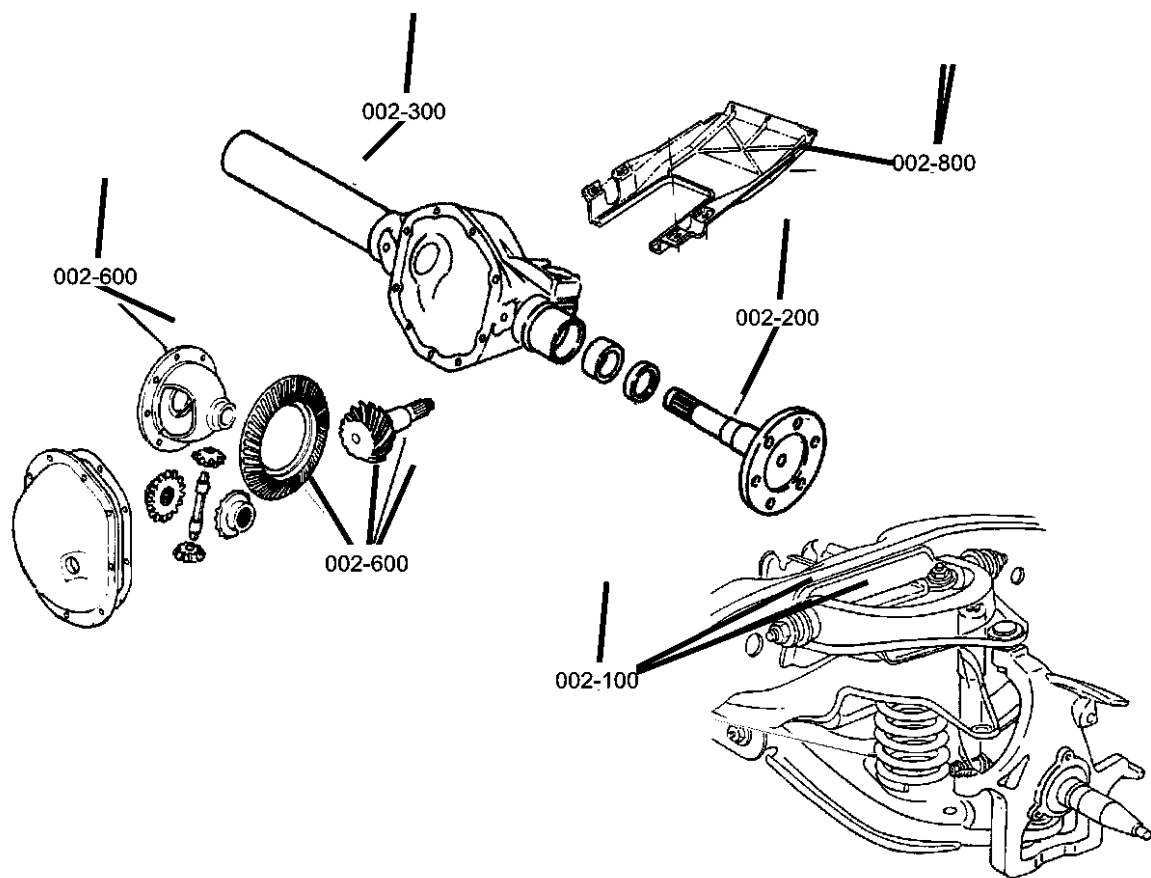
ITEM	PART NUMBER	QTY	LINE	SERIES	BODY	ENGINE	TRANS	TRIM	DESCRIPTION
1	82210227	1							ALARM KIT, Security with Keyless
2	05140464AA	1							MODULE, Remote Start
3	05189810AA	1							MODULE, Security Alarm



ASPEN (HG)	LINE	BODY	ENGINE	TRANSMISSION
SERIES	LINE			
P = PREMIUM	1 = Lt. Duty DODGE 2WD 5 = Lt. Duty DODGE 4WD	74 = SPORT UTILITY 4-DR TYPE #4	EVA = 4.7L V8 MPI Engine EVD = 4.7L V8 FFV Engine EZB = 5.7L Hemi Multi Displacement Engine	DGQ = 5-Spd Automatic 545RFE Transmission

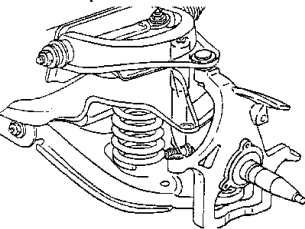
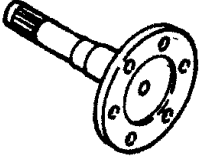
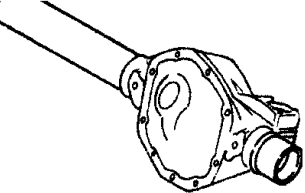
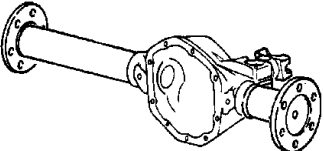
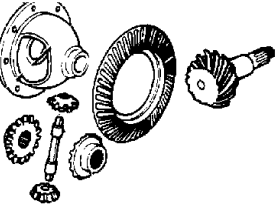
Group - 2

Front Suspension & Drive

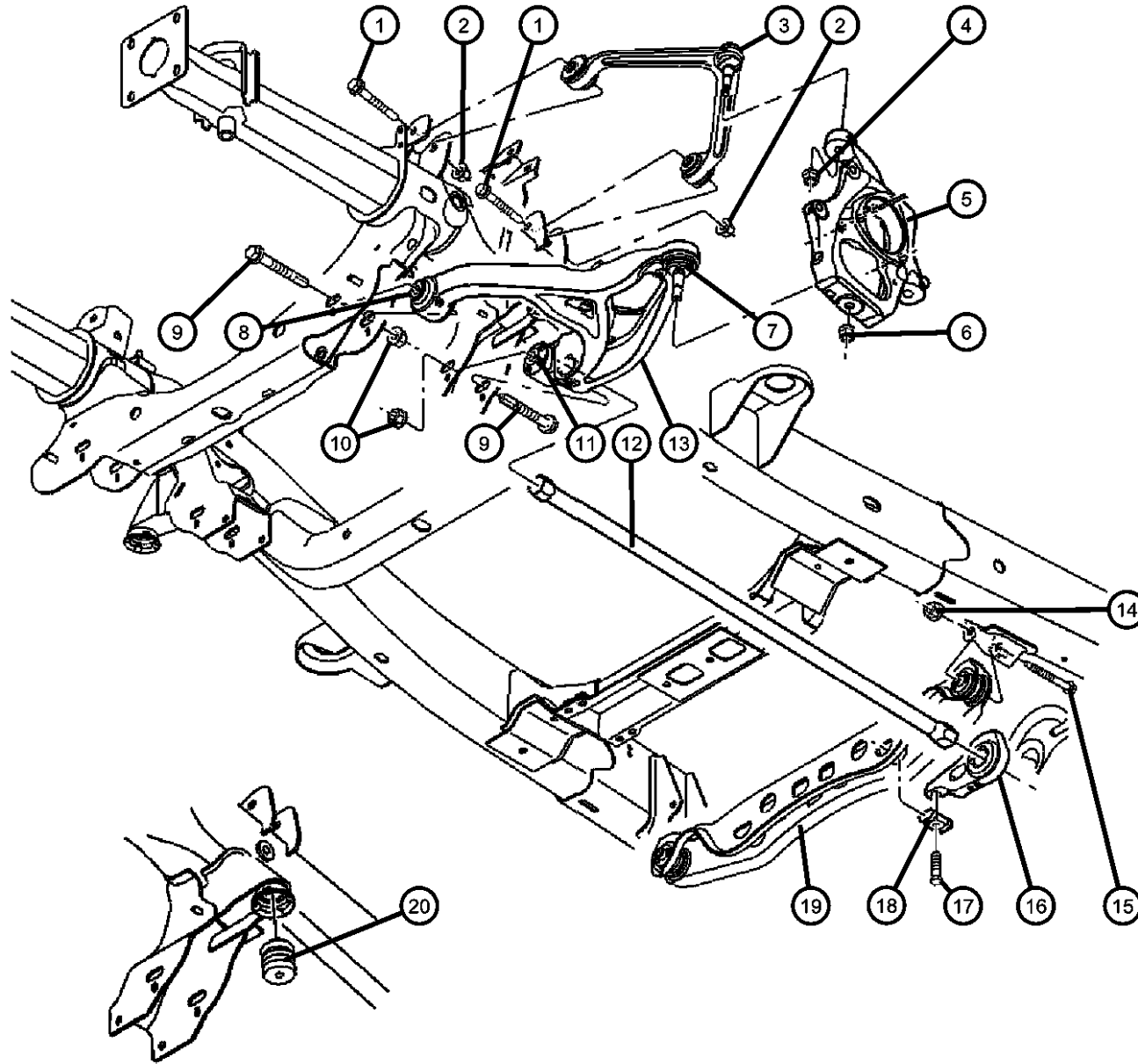


Group - 2 Front Suspension & Drive

Illustration Title	Group-Fig. No.
Front Suspension	
Suspension, Control Arms, Knuckle, Torsion Bar.....	Fig. 2 - 110
Stabilizer Bar and Shock Absorber	Fig. 2 - 120
Front Axle Drive Shafts	
Shaft, Front Drive Axle.....	Fig. 2 - 210
Front Axle Housing	
Housing,Front Axle.....	Fig. 2 - 310
Front Axle Assembly	
Axle Assembly, Front	Fig. 2 - 410
Front Axle Differential	
Differential,Front Axle	Fig. 2 - 610

002-100 Front Suspension 	002-200 Front Axle Drive Shafts 	002-300 Front Axle Housing 	002-400 Front Axle Assembly 
002-600 Front Axle Differential 			

Suspension, Control Arms, Knuckle, Torsion Bar
Figure 2-110



ITEM	PART NUMBER	QTY	LINE	SERIES	BODY	ENGINE	TRANS	TRIM	DESCRIPTION
Note: Sales Codes: [ZAA] Through [ZPA] = Spring Sales Codes will be found on Vehicle Identification Number [VIN] Sales Code Listing									
1	06508044AA	4	1, 5		74				BOLT, Hex Flange Head, UCA to Frame, Mounting
2	06502835	4	1, 5		74				NUT, Hex Flange, M12x1.75, UCA to Frame, Mounting
3	52106577AF	2	1, 5		74				ARM, Upper Control, Front, Includes Bushings,Ball Joint
4	06506557AA	2	1, 5		74				NUT AND WASHER, UCA Ball Joint, Mounting
5									KNUCKLE, Front
	52113228AD	1	1, 5		74				Right
	52113229AD	1	1, 5		74				Left
6	06505682AA	2							NUT, Hex Flange Lock, M16x1.5, LCA Ball Joint, Mounting
7	05143570AA	1	1, 5		74				BALL JOINT PACKAGE, Lower Control Arm
8	52855292AA	1	1, 5		74				BUSHING, Control ArmFront
9	06507949AA	4	1, 5		74				BOLT, Hex Flange Head, LCA to Frame, Mounting
10	06102252AA	4	1, 5		74				NUT, Hex Flange Lock, LCA to Frame, Mounting
11	52113214AA	1	1, 5		74				BUSHING, Control ArmRear
12									BAR, Torsion
	52113302AA	1	1, 5		74				[ZNK]
	52113160AA	1	1, 5		74				[ZPA]
	52113161AA	1	1, 5		74				[ZBA]
	52855407AA	1	1, 5		74				[ZAA]
	52113305AA	1	1, 5		74				[ZAK]
	52855406AA	1	1, 5		74				[ZNA]
13									ARM, Lower Control, Front
	52855528AA	1	1, 5		74				Includes 6,7,8,11,21, Right
	52855529AA	1	1, 5		74				Includes 6,7,8,11,21, Left
14	06502835	2	1, 5		74				NUT, Hex Flange, M12x1.75, Crossmember to Frame, Mounting
15	06502809	2	1, 5		74				BOLT, Hex Flange Head, M12x1.75x110, Crossmember to Frame, Mounting
16									ANCHOR, Torsion Bar
	52005145AA	1	1, 5		74				Left
	52005144AA	1	1, 5		74				Right

ASPEN (HG)

SERIES

P = PREMIUM

LINE

1 = Lt. Duty DODGE 2WD
5 = Lt. Duty DODGE 4WD

BODY

74 = SPORT UTILITY 4-DR
TYPE #4

ENGINE

EVA = 4.7L V8 MPI Engine
EVD = 4.7L V8 FFV Engine
EZB = 5.7L Hemi Multi Displacement Engine

TRANSMISSION

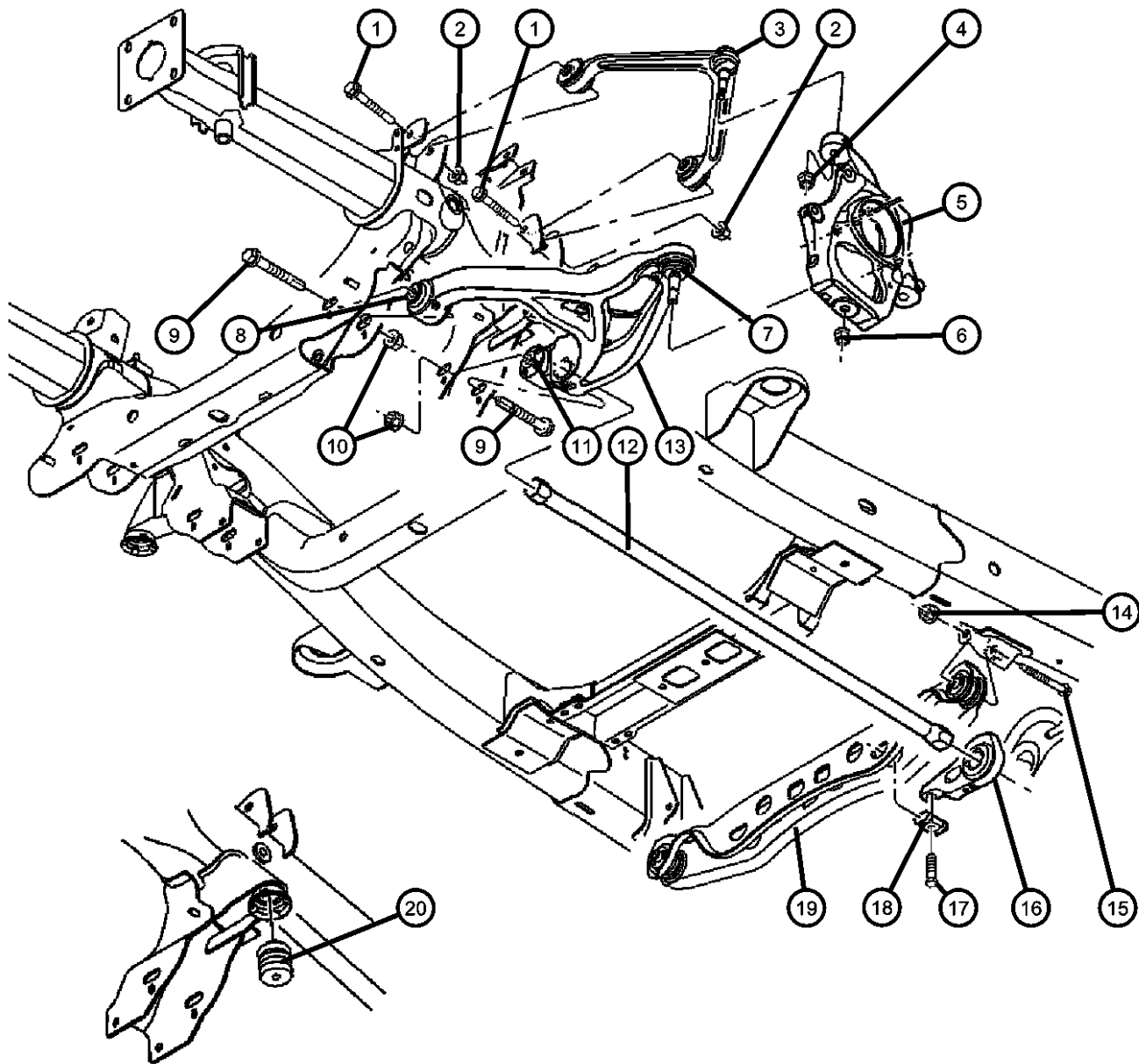
DGQ = 5-Spd Automatic 545RFE
Transmission

AR = use ase required - = Non illustrated part

2007 HG

<< RETURN TO GROUP INDEX

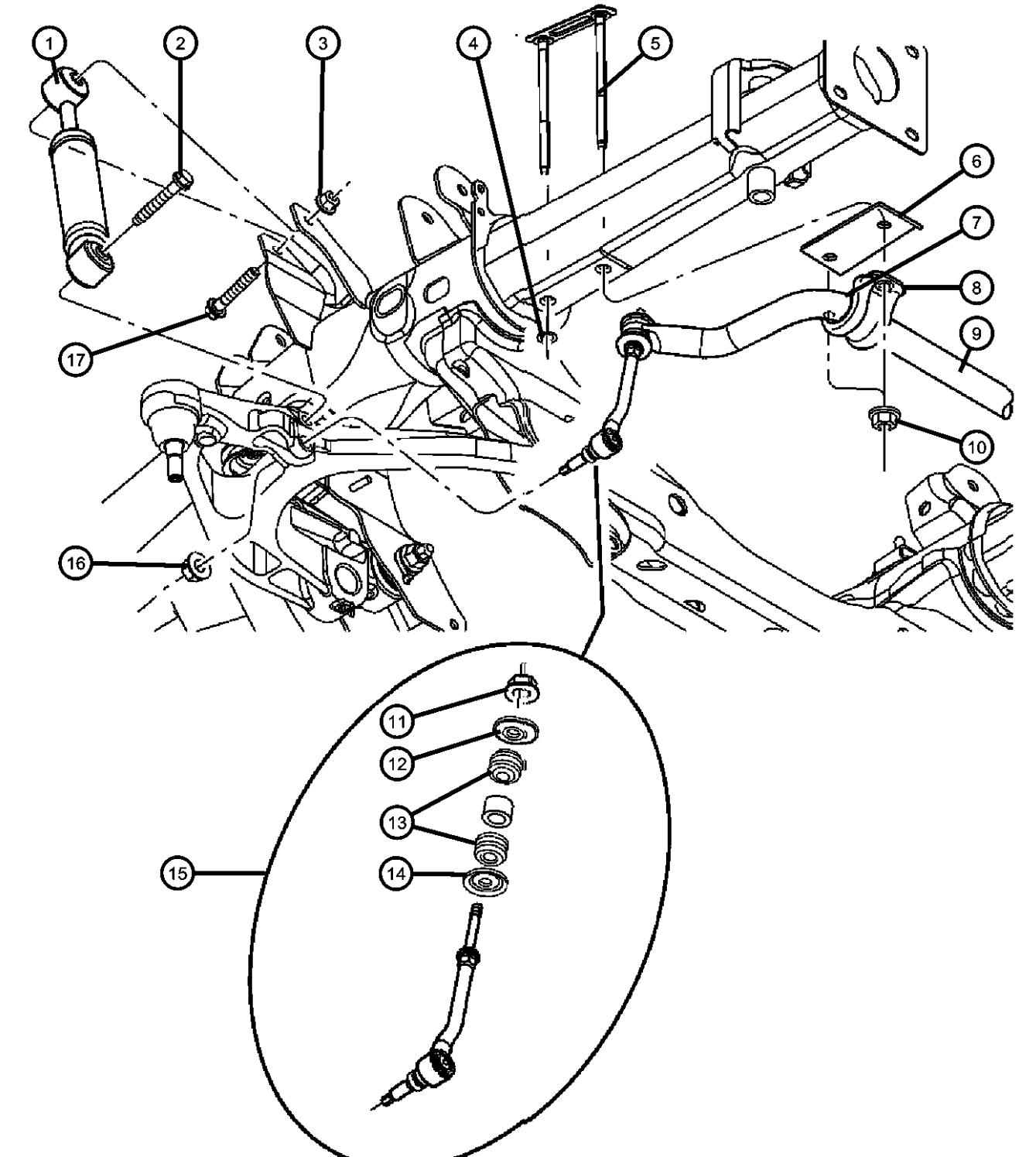
Suspension, Control Arms, Knuckle, Torsion Bar
Figure 2-110



ITEM	PART NUMBER	QTY	LINE	SERIES	BODY	ENGINE	TRANS	TRIM	DESCRIPTION
17	06507255AA	2	1, 5		74				SCREW, Hex Head, Torsion Bar Ride Height Adjusting
18	52106703AC	2	1, 5		74				SWIVEL, Torsion Bar
19	52113572AA	1	1, 5		74				CROSSMEMBER, Front Suspension
20	52113218AA	2							BUMPER, Jounce
-21	09412281	1	1, 5		74				PIN, Spring, .250 x 1.00, Torsion Bar Locator

ASPEN (HG)									
SERIES	LINE								
P = PREMIUM	1 = Lt. Duty DODGE 2WD 5 = Lt. Duty DODGE 4WD				74 = SPORT UTILITY 4-DR TYPE #4	EVA = 4.7L V8 MPI Engine EVD = 4.7L V8 FFV Engine EZB = 5.7L Hemi Multi Displacement Engine	DGQ = 5-Spd Automatic 545RFE Transmission		

Stabilizer Bar and Shock Absorber
Figure 2-120

ITEM	PART NUMBER	QTY	LINE	SERIES	BODY	ENGINE	TRANS	TRIM	DESCRIPTION
<div></div> <div><p>Note: Sales Codes: [EK0] = All 3.7L Engines [EV0] = All 4.7L Engines [EZ0] = All 5.7L 8 Cylinder Engines</p><p>1</p><p>SHOCK ABSORBER, Suspension, Front</p><p>[SFB+EZ0]</p><p>[SFB+TV9+EV0]</p><p>[SFB+TV9+EZ0]</p><p>[SFB+TV9+EV0]</p><p>[SFB+TV9+EZ0]</p><p>[SFB+EV0]</p><p>2</p><p>SCREW, Hex Flange Head, M12x1.75x80, Shock to LCA, Mounting</p><p>3</p><p>NUT, Hex Flange, M12x1.75, Shock to Frame, Mounting</p><p>4</p><p>NUT, Push, .375</p><p>5</p><p>BOLT, Sway Bar to Frame, Mounting</p><p>6</p><p>PLATE, Sway Bar, Mounting</p><p>7</p><p>BUSHING, Stabilizer Bar, Sway Bar, Mounting</p><p>8</p><p>RETAINER, Stabilizer Bar GrommetMounting</p><p>9</p><p>BAR, Front Sway</p><p>10</p><p>NUT, Hex Flange Lock, M14x1.50, Sway Bar Retainer to Frame, Mounting</p><p>11</p><p>NUT, Hex Flange Lock, M12x1.75, Sway Bar Link to Stabilizer</p><p>12</p><p>RETAINER, Stabilizer Bar Grommet, Grommet, Upper</p><p>13</p><p>GROMMET, Link, Sway Bar, Mounting</p><p>14</p><p>RETAINER, Stabilizer Bar Grommet, Grommet, Lower</p><p>15</p><p>LINK PACKAGE, Stabilizer Bar</p><p>16</p><p>NUT, Hex Flange Lock, Sway Bar Link to LCA, Mounting</p><p>17</p><p>SCREW AND WASHER, Shock to Frame, Mounting</p></div>									
	68000152AA	2	1, 5		74				
	68000153AA	2	1		74				
	68000154AA	2	1		74				
	68000155AA	2	5		74				
	68000156AA	2	5		74				
	68001151AA	2	1, 5		74				
	06506147AA	2	1, 5		74				
	06502835	2	1, 5		74				
	J4000235	2	5		74				
	06508141AA	2	1, 5		74				
	52855303AA	2	1, 5		74				
	5285534AA	2	1, 5		74				
	52110141AB	2							
	52855527AA	1							
	06502696	4	1, 5		74				
	06502697	2	1, 5		74				
	52855340AA	2	1, 5		74				
	52855338AA	4	1, 5		74				
	52855339AA	2	1, 5		74				
	05135751AB	2	1, 5		74				
	06502698	2	1, 5		74				
	06101971	2	1, 5		74				

ASPEN (HG)
SERIES

P = PREMIUM

LINE

1 = Lt. Duty DODGE 2WD
5 = Lt. Duty DODGE 4WD

BODY

74 = SPORT UTILITY 4-DR
TYPE #4

ENGINE

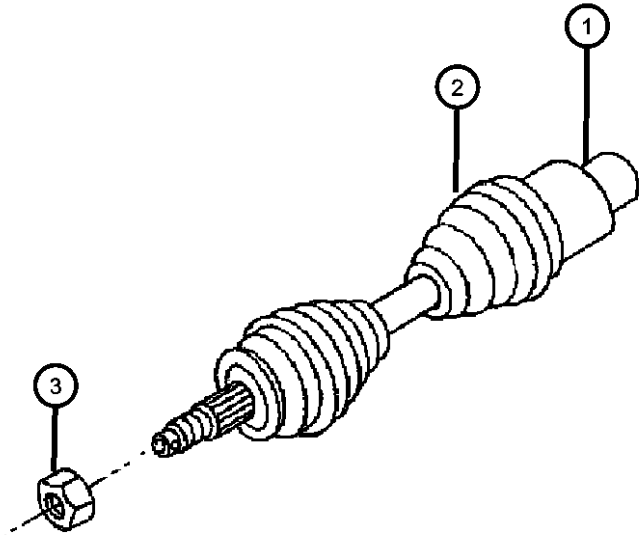
EVA = 4.7L V8 MPI Engine
EVD = 4.7L V8 FFV Engine
EZB = 5.7L Hemi Multi
Displacement Engine

TRANSMISSION

DGQ = 5-Spd Automatic 545RFE
Transmission

Shaft, Front Drive Axle
Figure 2-210

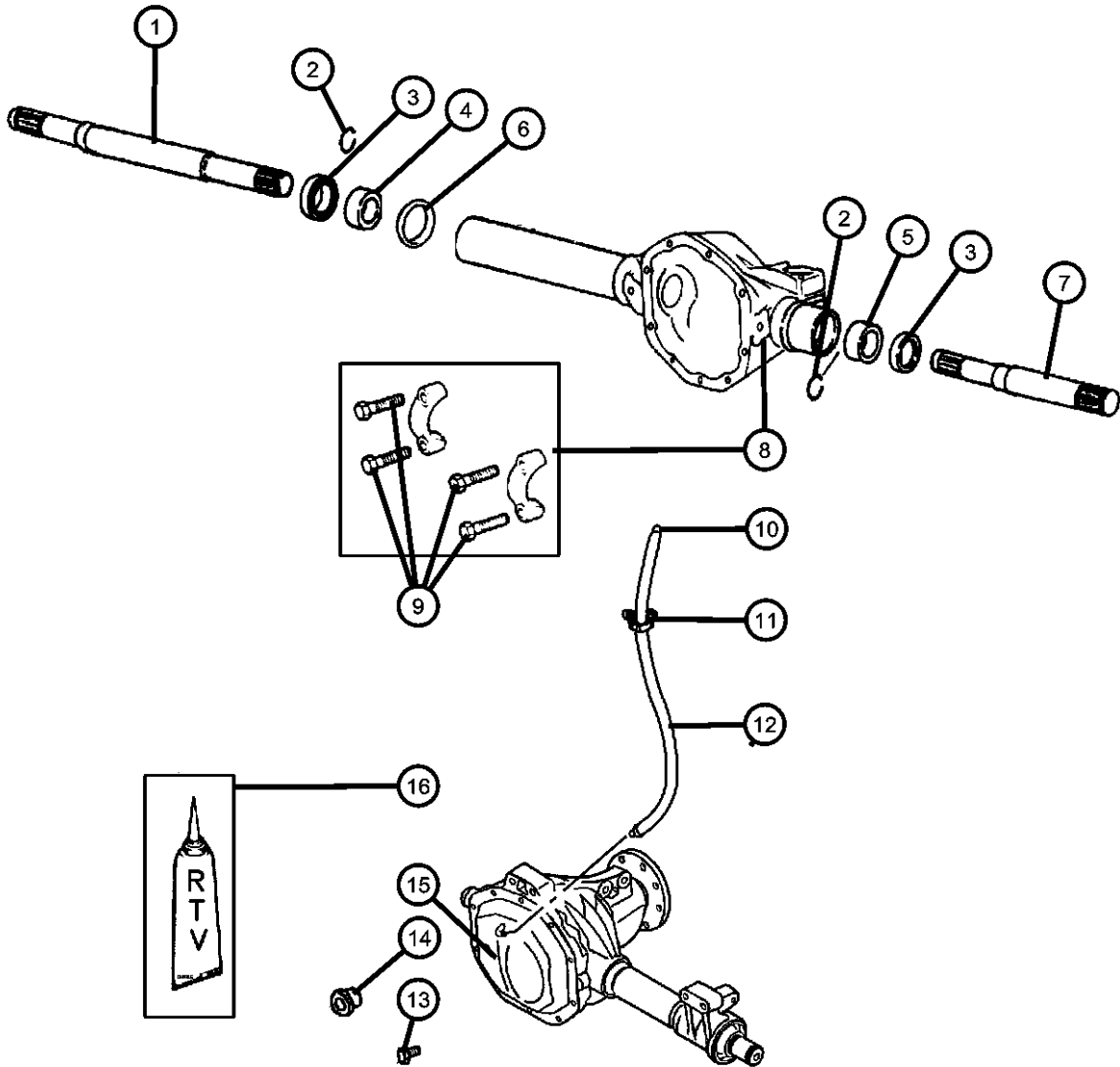
ITEM	PART NUMBER	QTY	LINE	SERIES	BODY	ENGINE	TRANS	TRIM	DESCRIPTION
1	52114390AB	2	5		74				SHAFT, Axle HalfRight or Left
2	05135014AA	2	5		74				BOOT KIT, Half Shaft, InnerRight or Left
3	06506454AA	2	5		74				NUT, Hex, Front Hub to Axle, Mounting



ASPEN (HG)				
SERIES	LINE	BODY	ENGINE	TRANSMISSION
P = PREMIUM	1 = Lt. Duty DODGE 2WD 5 = Lt. Duty DODGE 4WD	74 = SPORT UTILITY 4-DR TYPE #4	EVA = 4.7L V8 MPI Engine EVD = 4.7L V8 FFV Engine EZB = 5.7L Hemi Multi Displacement Engine	DGQ = 5-Spd Automatic 545RFE Transmission

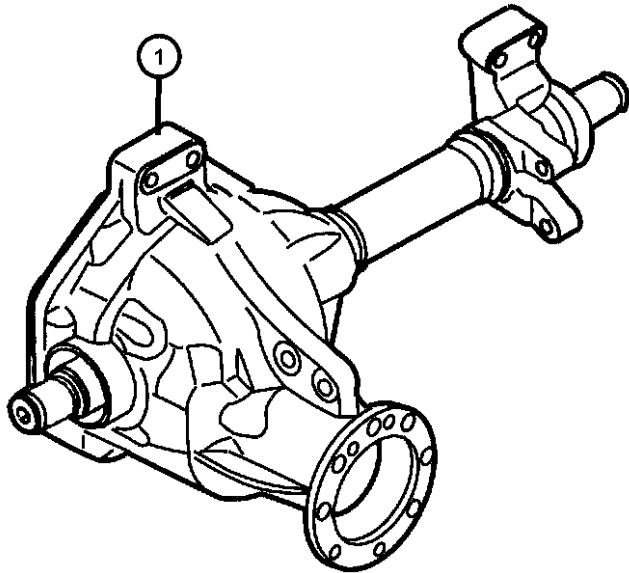
Housing,Front Axle
Figure 2-310

ITEM	PART NUMBER	QTY	LINE	SERIES	BODY	ENGINE	TRANS	TRIM	DESCRIPTION
1	52069886AE	1	5		74				SHAFT, AxleRight, Intermediate
2	52069710AB	2	5		74				SNAP RING, Axle Shaft
3	52069706AB	2	5		74				SEAL, Axle Drive Shaft
4	52111167AA	1	5		74				BUSHING, Axle ShaftRight
5	52069707	1	5		74				BEARING, Axle ShaftLeft
6	52069888AB	1	5		74				O RING, Shaft DisconnectRight or Left
7	52069887AE	1	5						SHAFT, AxleLeft, Intermediate
8	05102010AB	1	5		74				HOUSING, Axle
9	06100954	4	5		74				BOLT, Differential, Carrier Bearing Cap, Mounting
10	J5352955	1	5		74				VENT, Axle
11	06036291AA	1	5		74				CLIP, Vent Tube
12	52069960AC	1	5		74				HOSE, Axle Vent, Includes Item 10
13	06508331AA	12	5						BOLT, Differential CoverMounting
14	52070428AA	1	5						PLUG, Differential Cover
15	52069713AB	1	5		74				COVER, Differential
16	05013477AA	1	5		74				SEALANT, RTV



ASPEN (HG)				
SERIES	LINE	BODY	ENGINE	TRANSMISSION
P = PREMIUM	1 = Lt. Duty DODGE 2WD 5 = Lt. Duty DODGE 4WD	74 = SPORT UTILITY 4-DR TYPE #4	EVA = 4.7L V8 MPI Engine EVD = 4.7L V8 FFV Engine EZB = 5.7L Hemi Multi Displacement Engine	DGQ = 5-Spd Automatic 545RFE Transmission

Axle Assembly, Front
Figure 2-410



ITEM	PART NUMBER	QTY	LINE	SERIES	BODY	ENGINE	TRANS	TRIM	DESCRIPTION
------	----------------	-----	------	--------	------	--------	-------	------	-------------

Note:Sales Codes;
[DMD]=Axle Ratio - 3.55
[DMH]=Axle Ratio - 3.92

1									AXLE, Service Front
	52070461AD	1	5		74				[DMH]
	05010320AA								Mopar SAE 75W-90 Synthetic Gear Lube Quart
	68003056								Mopar SAE 75W-90 Synthetic Gear Lube 16 Gallon Keg
	P5007326								Performance Mobil 1, 75W - 90 Synthetic Gear Lube
	52070462AD	1	5		74				[DMD]
	05010320AA								Mopar SAE 75W-90 Synthetic Gear Lube Quart
	68003056								Mopar SAE 75W-90 Synthetic Gear Lube 16 Gallon Keg
	P5007326								Performance Mobil 1, 75W - 90 Synthetic Gear Lube

ASPEN (HG)									
SERIES	LINE								TRANSMISSION
P = PREMIUM	1 = Lt. Duty DODGE 2WD 5 = Lt. Duty DODGE 4WD				74 = SPORT UTILITY 4-DR TYPE #4	EVA = 4.7L V8 MPI Engine EVD = 4.7L V8 FFV Engine EZB = 5.7L Hemi Multi Displacement Engine			DGQ = 5-Spd Automatic 545RFE Transmission

Differential,Front Axle
Figure 2-610

ITEM	PART NUMBER	QTY	LINE	SERIES	BODY	ENGINE	TRANS	TRIM	DESCRIPTION
Note:Sales Codes; [DMD]=Axle Ratio - 3.55 [DMH]=Axle Ratio - 3.92									
1	06036572AA	1	5						NUT, Pinion Yoke
2	52111711AA	1	5		74				FLANGE, Driveshaft Yoke
3	52069700	1	5		74				SEAL, Drive Pinion
4	01820552	1	5		74				BEARING, Drive PinionFront
5	01820551	1	5		74				CUP, Pinion BearingFront
6	03507678	1	5		74				SPACER, Drive Pinion Bearing, Crush
7									SHIM PACKAGE, Pinion
	05015874AA	1	5		74				[0.64MM to 0.91MM]
	05015875AA	1	5		74				[0.94MM to 1.27MM]
	05015876AA	1	5		74				[01.30MM to 1.57MM]
8	05072493AA	1	5		74				BEARING PACKAGE, Drive Pinion, Bearing and Cup, Rear
9	05072496AA	1	5		74				BEARING PACKAGE, Differential, Consists of 2 Bearings and 2 Cups
10									SHIM PACKAGE, Differential
	05015884AA	1	5		74				[2.82MM to 3.05MM]
	05015885AA	1	5		74				[3.07MM to 3.35MM]
	05015888AA	1	5		74				[3.99MM to 4.27MM]
	05015889AA	1	5		74				[4.29MM to 4.57MM]
	05015886AA	1	5		74				[3.38MM to 3.66MM]
	05015887AA	1	5		74				[3.68MM to 3.96MM]
	05015890AA	1	5		74				[4.60MM to 4.88MM]
11	04443158	10	5						SCREW PACKAGE, Axle Drive GearMounting
12	52070437AA	1	5		74				CASE ASSEMBLY, Differential, Includes 13,15,16,17,18
13	05072492AB	1	5						GEAR PACKAGE, Differential, Includes 15,16,17,18
14									GEAR KIT, Ring And Pinion
	05102011AA	1	5		74				[DMH]
	05102024AA	1	5		74				[DMD]
15	05015864AA	1	5		74				WASHER PACKAGE, Side Gear Thrust
16	02852912	2	5		74				WASHER, Pinion GearThrust
17	52070338AA	1	5		74				PIN, Differential Shaft
18	52114600AA	1	5		74				SHAFT, Differential Pinion

ASPEN (HG)				
SERIES	LINE	BODY	ENGINE	TRANSMISSION
P = PREMIUM	1 = Lt. Duty DODGE 2WD 5 = Lt. Duty DODGE 4WD	74 = SPORT UTILITY 4-DR TYPE #4	EVA = 4.7L V8 MPI Engine EVD = 4.7L V8 FFV Engine EZB = 5.7L Hemi Multi Displacement Engine	DGQ = 5-Spd Automatic 545RFE Transmission

AR = use ase required - = Non illustrated part

Group - 3

Rear Axle

Group - 3 Rear Axle

Illustration Title

Group-Fig. No.

Rear Axle

Axle Assembly,Rear,Corporate 8.25 [DRA] Fig. 3 - 110

Axle Assembly,Rear,Corporate 9.25LD [DRB] Fig. 3 - 120

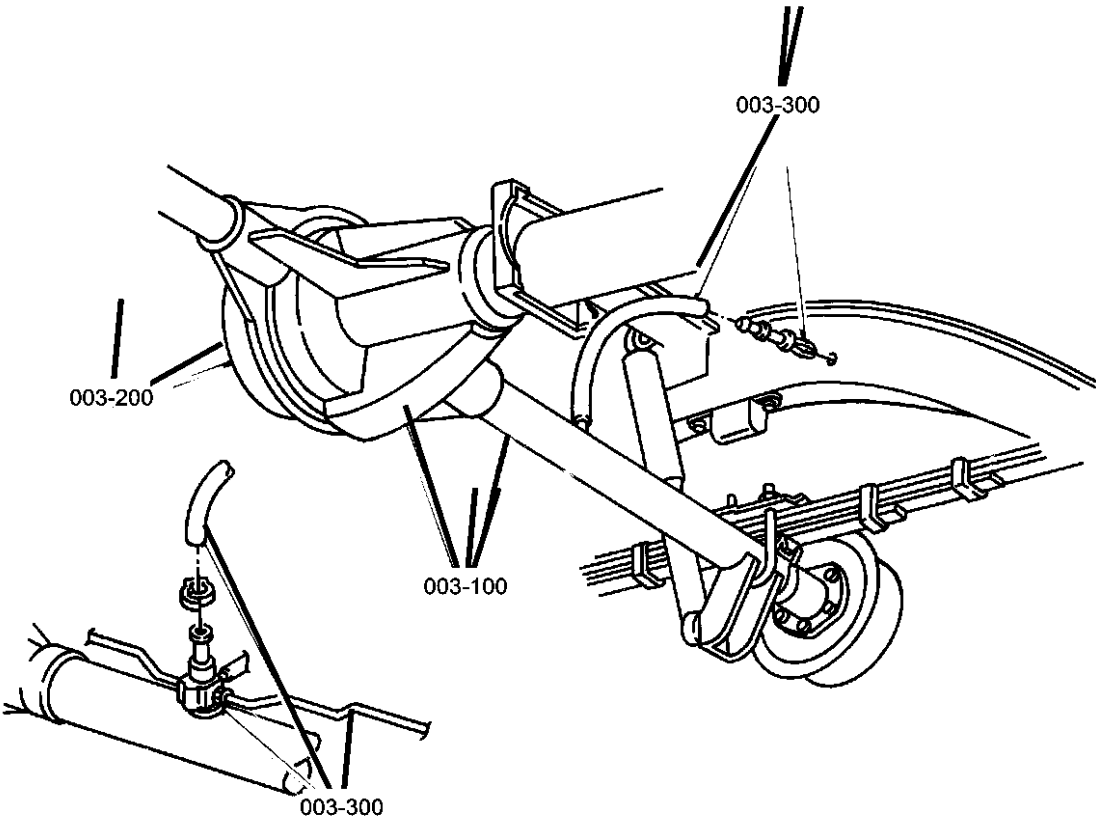
Differential and Housing


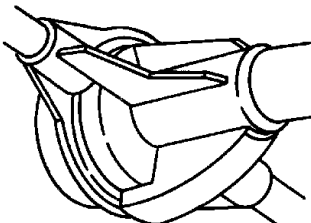
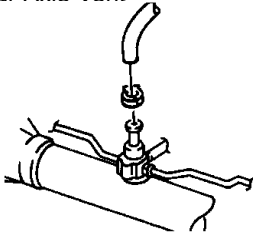
Axle,Rear,with Differential and Carrier,Corporate 8.25 [DRA] Fig. 3 - 210

Axle,Rear,with Differential and Carrier,Corporate 9.25 [DRB] Fig. 3 - 220

Rear Axle Vent

Vent, Axle Fig. 3 - 310



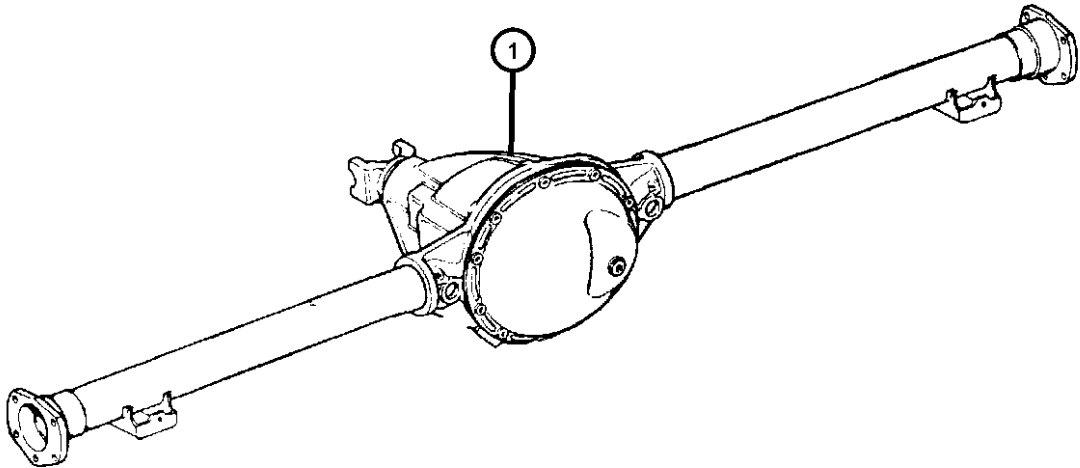
<div>003-100</div> <div>Rear Axle</div> <div></div>	<div>003-200</div> <div>Differential and Housing</div> <div></div>	<div>003-300</div> <div>Rear Axle Vent</div> <div></div>	
---	---	--	--

Axle Assembly,Rear,Corporate 8.25 [DRA]
Figure 3-110

ITEM	PART NUMBER	QTY	LINE	SERIES	BODY	ENGINE	TRANS	TRIM	DESCRIPTION
------	----------------	-----	------	--------	------	--------	-------	------	-------------

Note:Sales Codes;
[DMD]=Axle Ratio - 3.55
[DMH]=Axle Ratio - 3.92
[DRA] = Axle - Rear, Corporate 8.25

1									AXLE, Service Rear
	68003635AA	1	1, 5		74				[DMD]
	68003657AA	1	1, 5		74				[DMH]



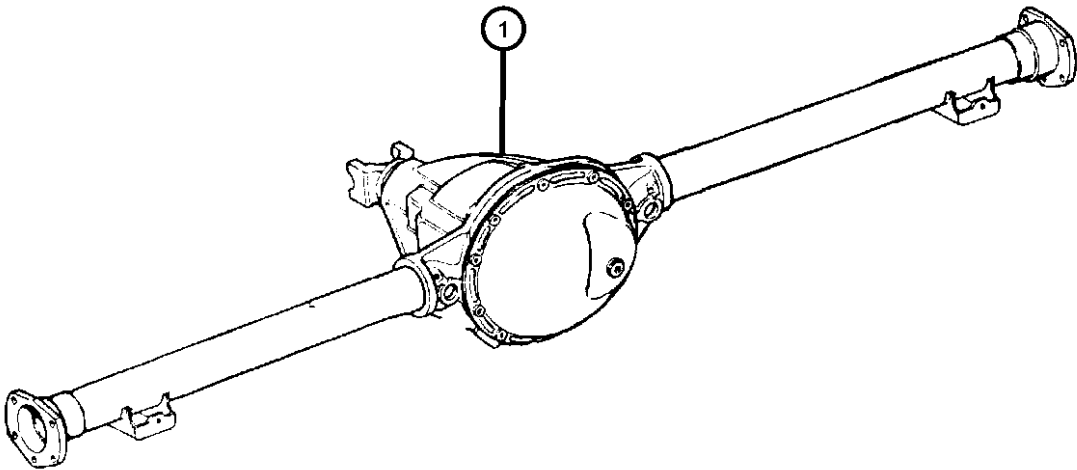
ASPEN (HG)									
SERIES	LINE			BODY		ENGINE		TRANSMISSION	
P = PREMIUM	1 = Lt. Duty DODGE 2WD 5 = Lt. Duty DODGE 4WD			74 = SPORT UTILITY 4-DR TYPE #4		EVA = 4.7L V8 MPI Engine EVD = 4.7L V8 FFV Engine EZB = 5.7L Hemi Multi Displacement Engine		DGQ = 5-Spd Automatic 545RFE Transmission	

Axle Assembly,Rear,Corporate 9.25LD [DRB]
Figure 3-120

ITEM	PART NUMBER	QTY	LINE	SERIES	BODY	ENGINE	TRANS	TRIM	DESCRIPTION
------	----------------	-----	------	--------	------	--------	-------	------	-------------

Note:Sales Codes;
[DMD]=Axle Ratio - 3.55
[DMH]=Axle Ratio - 3.92
[DRB] =Axle - Rear,Corporate 9.25LD

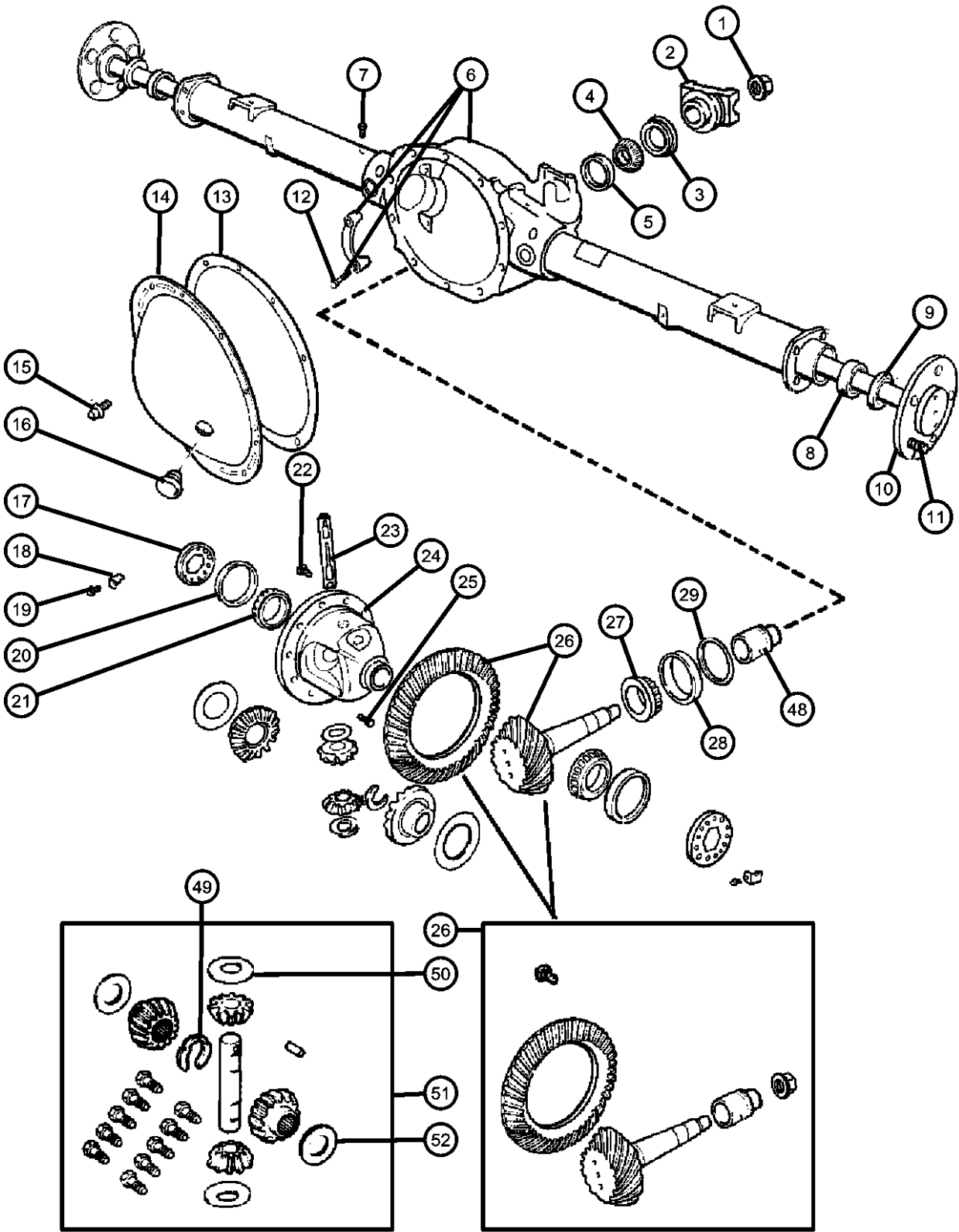
1									AXLE, Service Rear
	68003663AA	1	1, 5		74				[DMD]
	68003677AA	1	1, 5		74				[DMH]



ASPEN (HG) SERIES	LINE	BODY	ENGINE	TRANSMISSION
P = PREMIUM	1 = Lt. Duty DODGE 2WD 5 = Lt. Duty DODGE 4WD	74 = SPORT UTILITY 4-DR TYPE #4	EVA = 4.7L V8 MPI Engine EVD = 4.7L V8 FFV Engine EZB = 5.7L Hemi Multi Displacement Engine	DGQ = 5-Spd Automatic 545RFE Transmission

AR = use ase required - = Non illustrated part

Axle,Rear,with Differential and Carrier,Corporate 8.25 [DRA]
 Figure 3-210

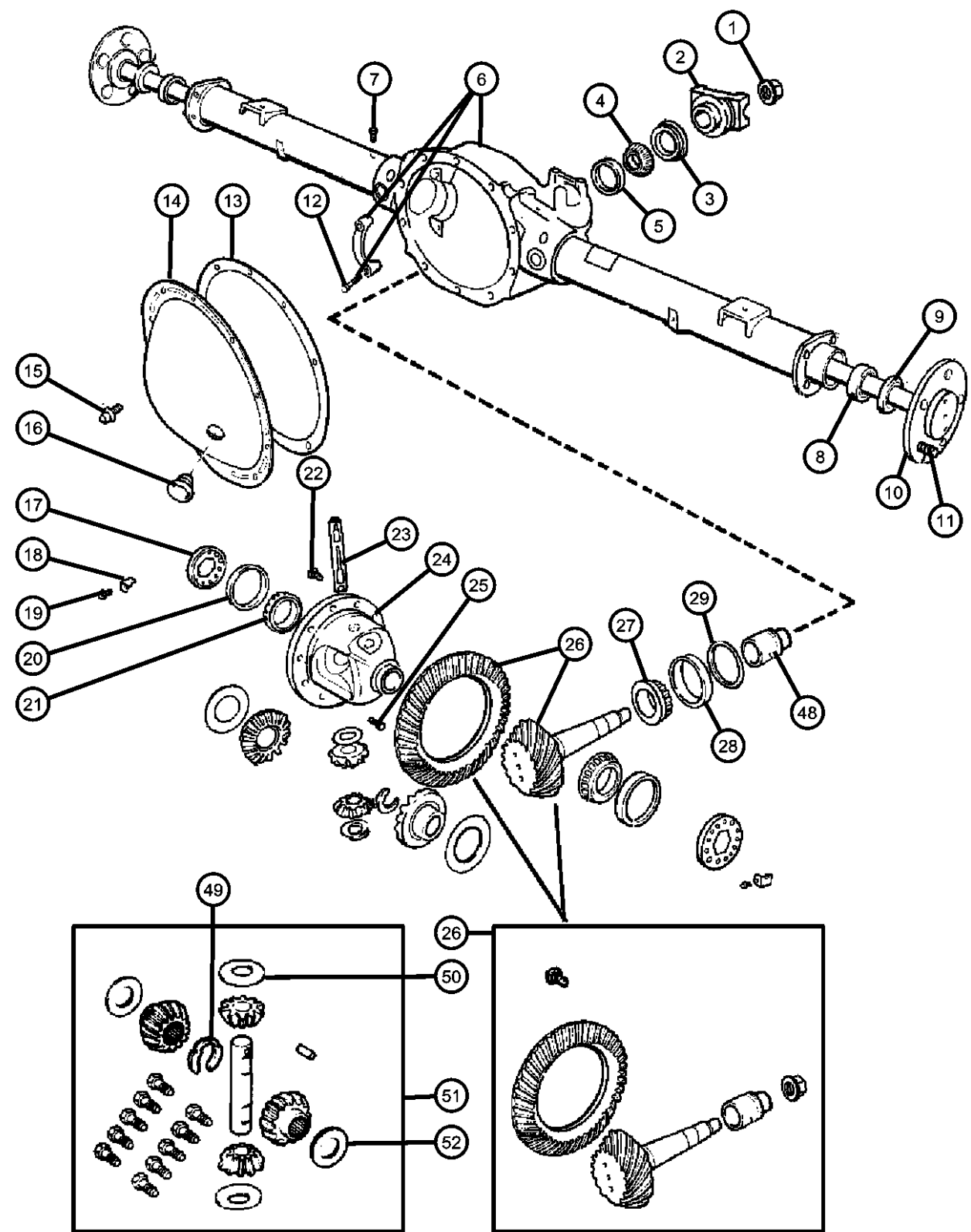


ITEM	PART NUMBER	QTY	LINE	SERIES	BODY	ENGINE	TRANS	TRIM	DESCRIPTION
Note:Sales Codes; [DMD]=Axle Ratio - 3.55 [DMH]=Axle Ratio - 3.92 [DRA] = Axle - Rear Corporate 8.25									
1	06028041	1	1, 5		74				NUT, Pinion Yoke, With Washer
2	52105065	1	1, 5		74				FLANGE, Driveshaft Yoke
3	52070339AB	1	1, 5		74				SEAL, Drive Pinion
4	02070316	1	1, 5		74				BEARING, Drive PinionFront
5	02070317	1	1, 5		74				CUP, Pinion BearingFront
6	68003634AA	1	1, 5		74				HOUSING, Axle
7	52069896AA	1	1, 5		74				VENT, Axle
8	52111197AA	2	1, 5		74				BEARING, Wheel
9	52111198AB	2	1, 5		74				SEAL, Axle Drive Shaft
10									SHAFT, Axle
	52111370AC	1	1, 5		74				Right
	52111371AC	1	1, 5		74				Left
11	06036659AA	10							STUD, Wheel
12	03432695	4	1, 5		74				SCREW, Hex Head, .50-13x2.38
13	05013477AA	1	1, 5		74				SEALANT, RTV
14	52111973AA	1	1, 5		74				COVER, Differential
15	06036541AA	8	1, 5		74				SCREW AND WASHER
16	52070428AA	1	1, 5		74				PLUG, Differential Cover
17	03507876AB	2	1, 5		74				ADJUSTER, Differential Bearing
18	03723859	2	1, 5		74				LOCK, Differential Bearing
19	06023092	2	1, 5		74				SCREW AND WASHER, Hex Head, .25-20x.50
20	03723569	2	1, 5		74				CUP, Differential Side
21	01790541	2	1, 5		74				BEARING, Differential
22									BOLT, Ring Gear
	06507634AA	10	1, 5		74				Hex Head
	06508058AA	10	1, 5		74				Torx Head
23	52114600AA	1	1, 5		74				SHAFT, Differential Pinion, Also Serviced In Differential Gear Package
24	52114057AA	1	1, 5		74				CASE, Differential, With Internal Parts
25	03507724	1	1, 5		74				SCREW, Hex Head, .312-18x1.80, Also Serviced in Differential Gear Package

ASPEN (HG)	LINE	BODY	ENGINE	TRANSMISSION
SERIES				
P = PREMIUM	1 = Lt. Duty DODGE 2WD 5 = Lt. Duty DODGE 4WD	74 = SPORT UTILITY 4-DR TYPE #4	EVA = 4.7L V8 MPI Engine EVD = 4.7L V8 FFV Engine EZB = 5.7L Hemi Multi Displacement Engine	DGQ = 5-Spd Automatic 545RFE Transmission

AR = use ase required - = Non illustrated part

Axle,Rear,with Differential and Carrier,Corporate 8.25 [DRA]
Figure 3-210

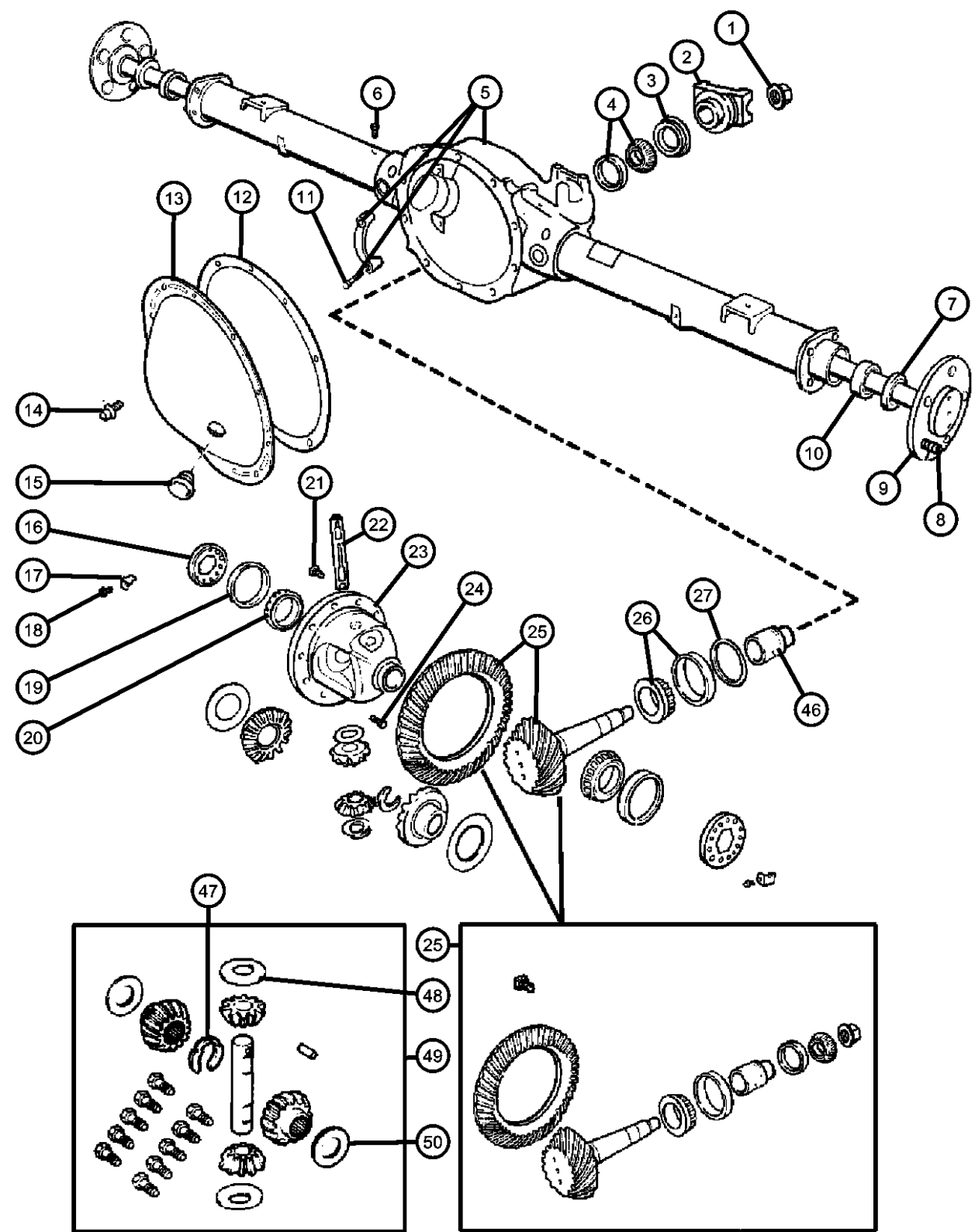


ITEM	PART NUMBER	QTY	LINE	SERIES	BODY	ENGINE	TRANS	TRIM	DESCRIPTION
26	05135943AB	1	1, 5		74				GEAR KIT, Ring And Pinion [DMD]
	05140875AB	1	1, 5		74				[DMH]
27	02800484	1	1, 5		74				BEARING, Drive PinionRear
28	02800485	1	1, 5		74				CUP, Pinion BearingRear
29	03723520	AR	1, 5		74				SHIM, Drive Pinion Bearing, 0.020
-30	03723521	AR	1, 5		74				SHIM, Drive Pinion Bearing, 0.021
-31	03723522	AR	1, 5		74				SHIM, Drive Pinion Bearing, 0.022
-32	03723523	AR	1, 5		74				SHIM, Drive Pinion Bearing, 0.023
-33	03723524	AR	1, 5		74				SHIM, Drive Pinion Bearing, 0.024
-34	03723525	AR	1, 5		74				SHIM, Drive Pinion Bearing, 0.025
-35	03723526	AR	1, 5		74				SHIM, Drive Pinion Bearing, 0.026
-36	03723527	AR	1, 5		74				SHIM, Drive Pinion Bearing, 0.027
-37	03723528	AR	1, 5		74				SHIM, Drive Pinion Bearing, 0.028
-38	03723529	AR	1, 5		74				SHIM, Drive Pinion Bearing, 0.029
-39	03723530	AR	1, 5		74				SHIM, Drive Pinion Bearing, 0.030
-40	03723531	AR	1, 5		74				SHIM, Drive Pinion Bearing, 0.031
-41	03723532	AR	1, 5		74				SHIM, Drive Pinion Bearing, 0.032
-42	03723533	AR	1, 5		74				SHIM, Drive Pinion Bearing, 0.033
-43	03723534	AR	1, 5		74				SHIM, Drive Pinion Bearing, 0.034
-44	03723535	AR	1, 5		74				SHIM, Drive Pinion Bearing, 0.035
-45	03723536	AR	1, 5		74				SHIM, Drive Pinion Bearing, 0.036
-46	03723537	AR	1, 5		74				SHIM, Drive Pinion Bearing, 0.037
-47	03723538	AR	1, 5		74				SHIM, Drive Pinion Bearing, 0.038
48	03507575	1	1, 5		74				SPACER, Drive Pinion Bearing, Crush
49	52069426	2	1, 5		74				RETAINER, Axle Shaft
50	02852912	2	1, 5		74				WASHER, Pinion GearThrust
51	04883087AC	1							GEAR PACKAGE, Differential
52	04883085	1	1, 5		74				WASHER PACKAGE, Side Gear Thrust

ASPEN (HG)	LINE	BODY	ENGINE	TRANSMISSION
SERIES				
P = PREMIUM	1 = Lt. Duty DODGE 2WD 5 = Lt. Duty DODGE 4WD	74 = SPORT UTILITY 4-DR TYPE #4	EVA = 4.7L V8 MPI Engine EVD = 4.7L V8 FFV Engine EZB = 5.7L Hemi Multi Displacement Engine	DGQ = 5-Spd Automatic 545RFE Transmission

AR = use ase required - = Non illustrated part

Axle,Rear,with Differential and Carrier,Corporate 9.25 [DRB]
Figure 3-220

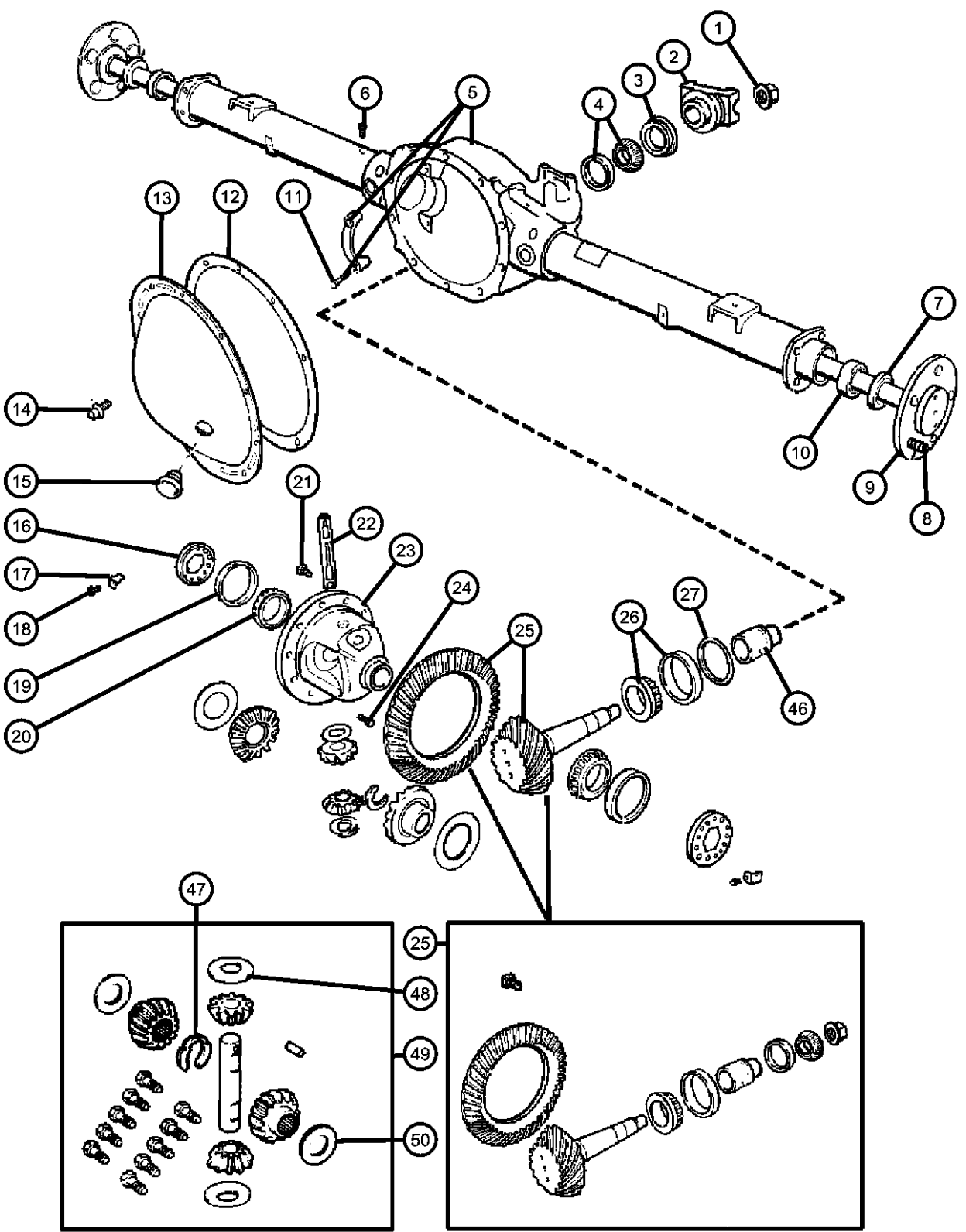


ITEM	PART NUMBER	QTY	LINE	SERIES	BODY	ENGINE	TRANS	TRIM	DESCRIPTION
Note:Sales Codes; [DMD]=Axle Ratio - 3.55 [DMH]=Axle Ratio - 3.92 [DRB] =Axle - Rear,Corporate 9.25LD									
1	06036572AA	1	1, 5		74				NUT, Pinion Yoke, With Washer
2	52105064	1	1, 5		74				FLANGE, Driveshaft Yoke
3	52070340AB	1	1, 5		74				SEAL, Drive Pinion
4	05072498AA	1	1, 5		74				BEARING PACKAGE, Drive Pinion, Bearing and Cup, Front
5	68003661AA	1	1, 5		74				HOUSING, Axle
6	52069896AA	1	1, 5		74				VENT, Axle
7	52111198AB	2	1, 5		74				SEAL, Axle Drive Shaft
8	06036659AA	10	1, 5		74				STUD, Wheel
9									SHAFT, Axle
	52111372AC	1	1, 5		74				Right
	52111373AC	1	1, 5		74				Left
10	52111197AA	2	1, 5		74				BEARING, Wheel
11	03432695	4	1, 5		74				SCREW, Hex Head, .50-13x2.38
12	05013477AA	1	1, 5		74				SEALANT, RTV
13	52111974AA	1	1, 5		74				COVER, Differential
14									SCREW AND WASHER
	06036540AA	2	1, 5		74				[.312-18x1.362] Differential Cover, Mounting
	06036541AA	10	1, 5		74				[.312-18x1.00] Differential Cover, Mounting
15	52070428AA	1	1, 5		74				PLUG, Differential Cover
16	52070443AA	2	1, 5		74				ADJUSTER, Differential Bearing
17	03723858	2	1, 5		74				LOCK, Differential Bearing
18	06023092	2	1, 5		74				SCREW AND WASHER, Hex Head, .25-20x.50
19	03723148	2	1, 5		74				CUP, Differential Side
20	03723149	2	1, 5		74				BEARING, Differential
21	06036054AA	12	1, 5		74				BOLT, Ring Gear
22	52114601AA	1							SHAFT, Differential Pinion, Also Serviced in Differential Gear Package
23									CASE, Differential
	04384222	1	1, 5		74				Without Internal Parts
	04384286	1	1, 5		74				With Internal Parts

ASPEN (HG)	LINE	BODY	ENGINE	TRANSMISSION
SERIES				
P = PREMIUM	1 = Lt. Duty DODGE 2WD 5 = Lt. Duty DODGE 4WD	74 = SPORT UTILITY 4-DR TYPE #4	EVA = 4.7L V8 MPI Engine EVD = 4.7L V8 FFV Engine EZB = 5.7L Hemi Multi Displacement Engine	DGQ = 5-Spd Automatic 545RFE Transmission

AR = use ase required - = Non illustrated part

Axle,Rear,with Differential and Carrier,Corporate 9.25 [DRB]
Figure 3-220



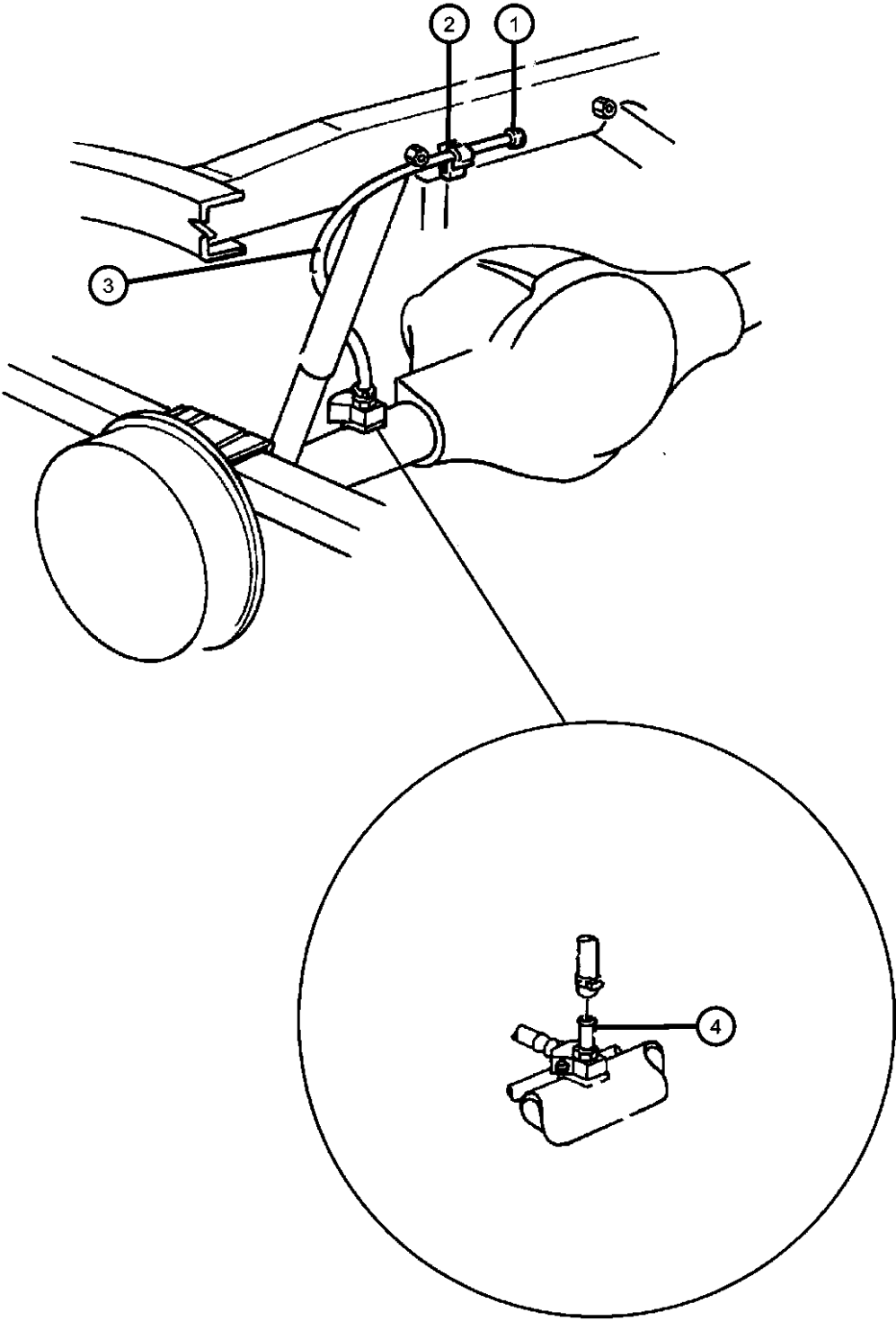
ITEM	PART NUMBER	QTY	LINE	SERIES	BODY	ENGINE	TRANS	TRIM	DESCRIPTION
24	03507724	2	1, 5		74				SCREW, Hex Head, .312-18x1.80, Also Serviced in Differential Gear Package
25									GEAR KIT, Ring And Pinion
	05010321AD	1	1, 5		74				[DMH]
	05010322AF	1	1, 5		74				[DMD]
26	05017438AA	1	1, 5		74				BEARING PACKAGE, Drive Pinion, Bearing and Cup, Rear
27	03432320	AR	1, 5		74				SHIM, Drive Pinion Bearing, 0.020
-28	03432321	AR	1, 5		74				SHIM, Drive Pinion Bearing, 0.021
-29	03432322	AR	1, 5		74				SHIM, Drive Pinion Bearing, 0.022
-30	03432323	AR	1, 5		74				SHIM, Drive Pinion Bearing, 0.023
-31	03432324	AR	1, 5		74				SHIM, Drive Pinion Bearing, 0.024
-32	03432325	AR	1, 5		74				SHIM, Drive Pinion Bearing, 0.025
-33	03432326	AR	1, 5		74				SHIM, Drive Pinion Bearing, 0.026
-34	03432327	AR	1, 5		74				SHIM, Drive Pinion Bearing, 0.027
-35	03432328	AR	1, 5		74				SHIM, Drive Pinion Bearing, 0.028
-36	03432329	AR	1, 5		74				SHIM, Drive Pinion Bearing, 0.029
-37	03432330	AR	1, 5		74				SHIM, Drive Pinion Bearing, 0.030
-38	03432331	AR	1, 5		74				SHIM, Drive Pinion Bearing, 0.031
-39	03432332	AR	1, 5		74				SHIM, Drive Pinion Bearing, 0.032
-40	03432333	AR	1, 5		74				SHIM, Drive Pinion Bearing, 0.033
-41	03432334	AR	1, 5		74				SHIM, Drive Pinion Bearing, 0.034
-42	03432335	AR	1, 5		74				SHIM, Drive Pinion Bearing, 0.035
-43	03432336	AR	1, 5		74				SHIM, Drive Pinion Bearing, 0.036
-44	03432337	AR	1, 5		74				SHIM, Drive Pinion Bearing, 0.037
-45	03432338	AR	1, 5		74				SHIM, Drive Pinion Bearing, 0.038
46	03507678	1	1, 5		74				SPACER, Drive Pinion Bearing, Crush
47	04137669	2	1, 5		74				LOCK, Drive Shaft
48	03507641	2	1, 5		74				WASHER, Pinion GearThrust
49	04798912AC	1							GEAR PACKAGE, Differential
50	04131294	1	1, 5		74				WASHER PACKAGE, Side Gear Thrust

ASPEN (HG)	LINE	BODY	ENGINE	TRANSMISSION
SERIES				
P = PREMIUM	1 = Lt. Duty DODGE 2WD 5 = Lt. Duty DODGE 4WD	74 = SPORT UTILITY 4-DR TYPE #4	EVA = 4.7L V8 MPI Engine EVD = 4.7L V8 FFV Engine EZB = 5.7L Hemi Multi Displacement Engine	DGQ = 5-Spd Automatic 545RFE Transmission

AR = use ase required - = Non illustrated part

Vent, Axle
Figure 3-310

ITEM	PART NUMBER	QTY	LINE	SERIES	BODY	ENGINE	TRANS	TRIM	DESCRIPTION
1	52067516	1	1, 5		74				CAP, Rear Axle Vent
2	34175327	1	1, 5		74				CLIP, Conduit Convoluted
3	52067972AD	1	1, 5		74				HOSE, Axle Vent
4	52069896AA	1	1, 5		74				VENT, Axle



ASPEN (HG)				
SERIES	LINE	BODY	ENGINE	TRANSMISSION
P = PREMIUM	1 = Lt. Duty DODGE 2WD 5 = Lt. Duty DODGE 4WD	74 = SPORT UTILITY 4-DR TYPE #4	EVA = 4.7L V8 MPI Engine EVD = 4.7L V8 FFV Engine EZB = 5.7L Hemi Multi Displacement Engine	DGQ = 5-Spd Automatic 545RFE Transmission

AR = use ase required - = Non illustrated part

Group - 4

Parking Brake

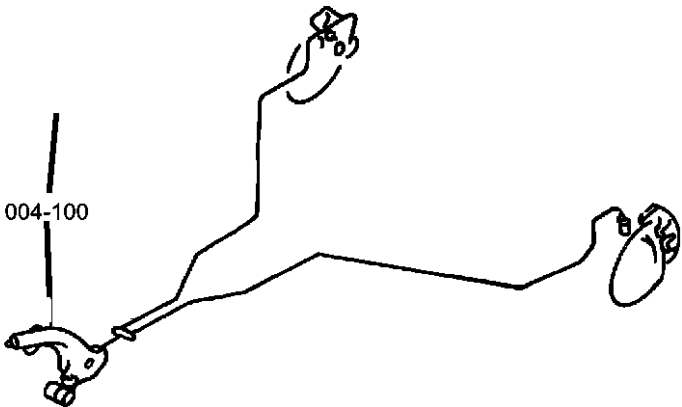
Group - 4 Parking Brake

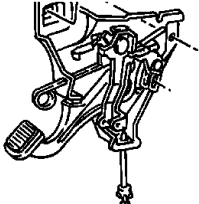
Illustration Title

Group-Fig. No.

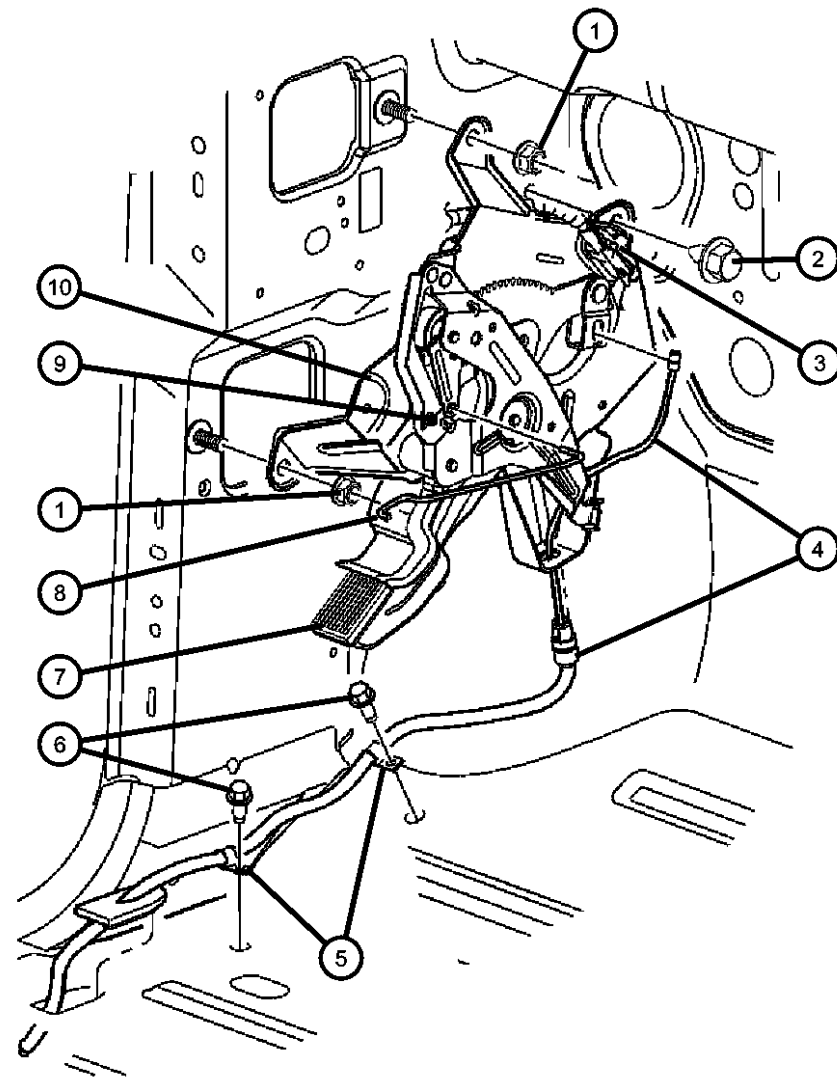
Parking Brake Lever and Cables

Parking Brake Lever	Fig. 4 - 110
Parking Brake Cables.....	Fig. 4 - 120
Parking Brake Assembly,Rear,Disc.....	Fig. 4 - 130



<div><div>004-100</div><div>Parking Brake Lever and Cables</div><div></div></div>			
--	--	--	--

Parking Brake Lever
Figure 4-110



ITEM	PART NUMBER	QTY	LINE	SERIES	BODY	ENGINE	TRANS	TRIM	DESCRIPTION
1	06501483	2	1, 5		74				NUT, Hex Flange, M8x1.25, Parking Brake Lever to Cowl, Mounting
2	06102153AA	1	1, 5		74				SCREW, Tapping, M8x20, Parking Brake Lever to Cowl, Mounting
3	04221463	1							SWITCH, Parking Brake
4	52013000AB	1	1, 5		74				CABLE, Parking BrakeFront
5	00120524	1	1, 5		74				CLIP, Cable, Parking Brake Cable to Floor Pan, Mounting
6	00120524	1							SCREW, .190-16x.500, (NOT SERVICED)
7	05102088AA	1	1, 5		74				PAD, Parking Brake Pedal
8	52113686AB	1	1, 5		74				ROD, Parking Brake Release
9	05102089AA	1	1, 5		74				CLIP, Release rod, Parking Brake, Mounting
10	52113485AC	1	1, 5		74				LEVER, Park Brake, Includes Items 3,5,7

ASPEN (HG)

SERIES

P = PREMIUM

LINE

1 = Lt. Duty DODGE 2WD
5 = Lt. Duty DODGE 4WD

BODY

74 = SPORT UTILITY 4-DR
TYPE #4

ENGINE

EVA = 4.7L V8 MPI Engine
EVD = 4.7L V8 FFV Engine
EZB = 5.7L Hemi Multi Displacement Engine

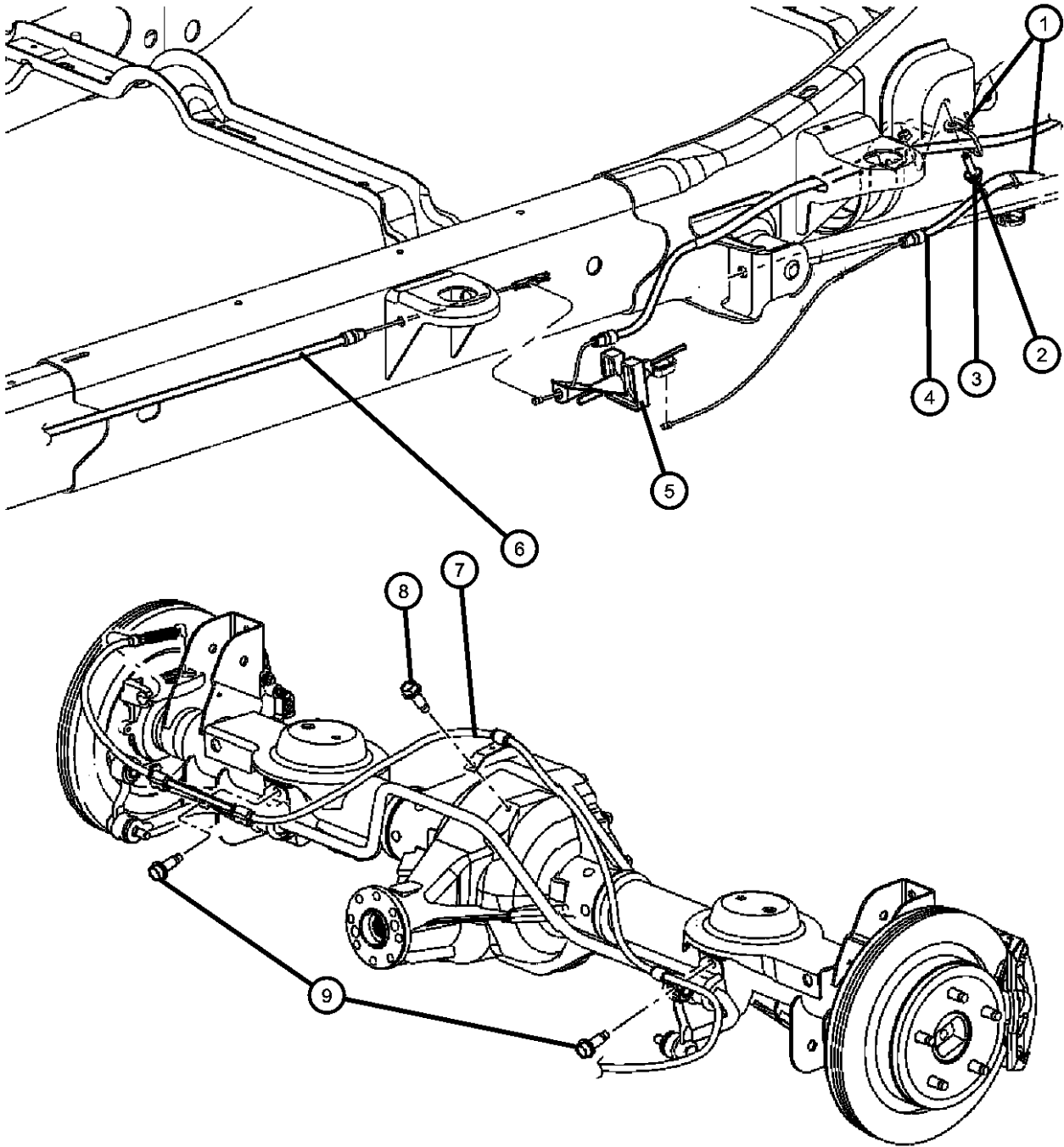
TRANSMISSION

DGQ = 5-Spd Automatic 545RFE
Transmission

AR = use ase required - = Non illustrated part

2007 HG

Parking Brake Cables
Figure 4-120

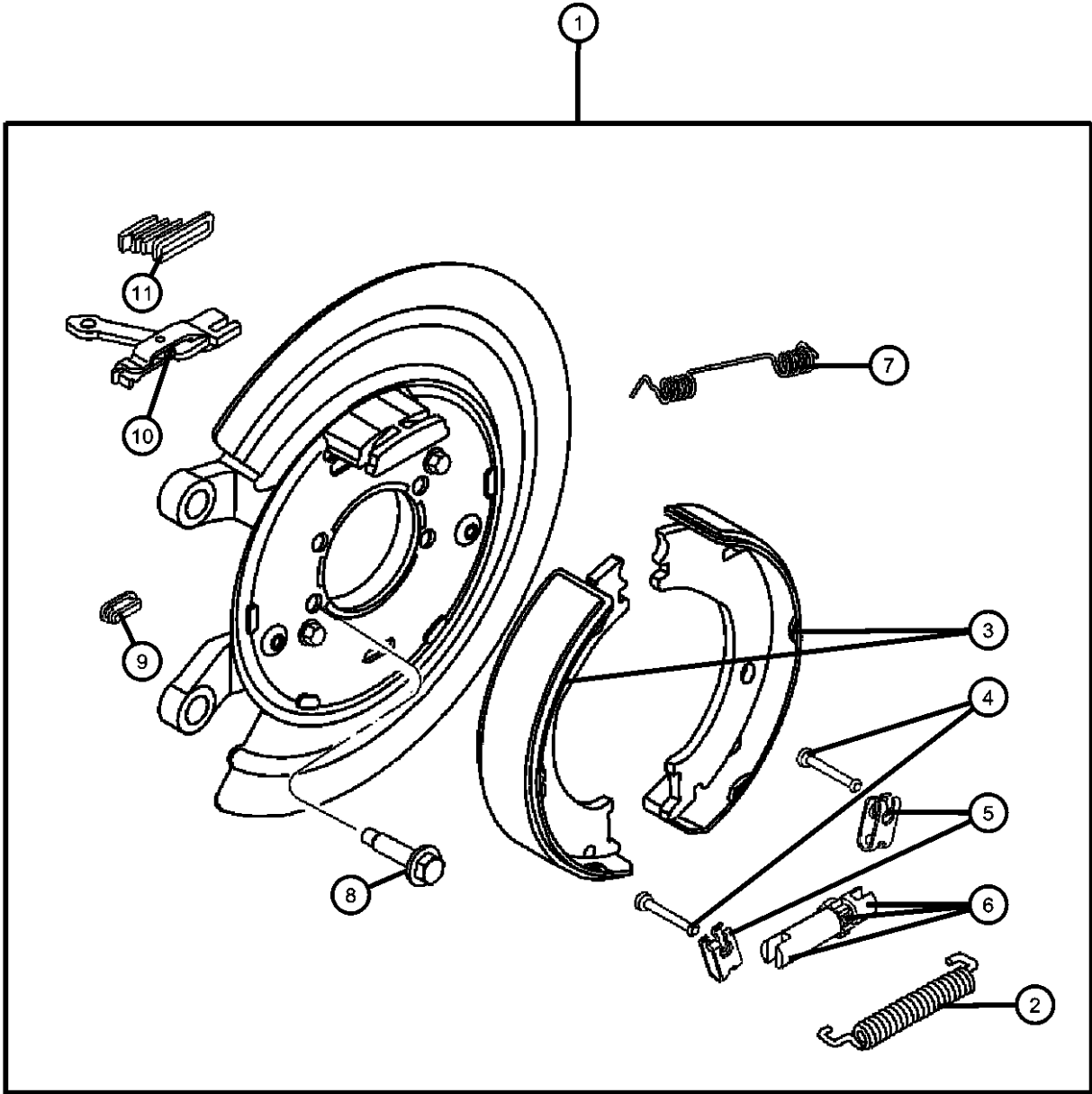


ITEM	PART NUMBER	QTY	LINE	SERIES	BODY	ENGINE	TRANS	TRIM	DESCRIPTION
1	52121314AB	1	1, 5		74				GUIDE, Parking Brake Cable
2	06505907AA	1	1, 5		74				SCREW, Self Tapping, M6x1x15, Cable Guide to LCA, Mounting
3	06102154AA	1	1, 5		74				SCREW, M8x1.25x25, Cable Guide to Cable, Mounting
4	52013003AC	1	1, 5		74				CABLE, Parking BrakeLeft Rear
5	52113687AA	1	1, 5		74				TENSIONER, Parking Brake Cable
6	52013000AB	1	1, 5		74				CABLE, Parking BrakeFront
7	52013002AC	1	1, 5		74				CABLE, Parking BrakeRight Rear
8	06035031	1	1, 5		74				SCREW AND WASHER, Hex Head, .312-18x.625, Cable Bracket to Axle, Mounting
9	06502467	4	1, 5		74				SCREW AND WASHER, Hex Head, M10x1.5x30, Cable/Sway Bar to Axle, Mounting
-10	52855830AA	1	1, 5		74				CLIP, Brake Tube, Cruise Cable Secondary Flex Line

ASPEN (HG)				
SERIES	LINE	BODY	ENGINE	TRANSMISSION
P = PREMIUM	1 = Lt. Duty DODGE 2WD 5 = Lt. Duty DODGE 4WD	74 = SPORT UTILITY 4-DR TYPE #4	EVA = 4.7L V8 MPI Engine EVD = 4.7L V8 FFV Engine EZB = 5.7L Hemi Multi Displacement Engine	DGQ = 5-Spd Automatic 545RFE Transmission

AR = use ase required - = Non illustrated part

Parking Brake Assembly,Rear,Disc
Figure 4-130



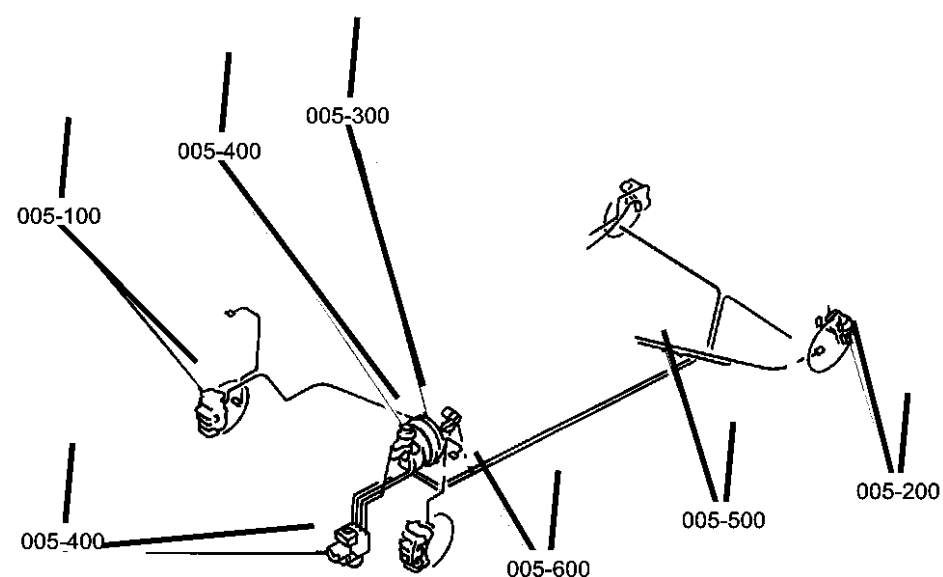
ITEM	PART NUMBER	QTY	LINE	SERIES	BODY	ENGINE	TRANS	TRIM	DESCRIPTION
1	52113468AE	2	1, 5		74				ADAPTER, Parking Brake
2	05018554AA	1	1, 5		74				SPRING, Parking Brake Adjuster
3	68001472AA	1	1, 5		74				SHOE AND LINING KIT, Parking Brake, For Both Wheels
4	05080570AB	2	1, 5		74				PIN, Brake Shoe Hold Down
5	05114192AA	2	1, 5		74				CLIP, Brake Shoe Hold Down
6	05018551AB	1	1, 5		74				ADJUSTER, Parking Brake
7	05093705AA	1	1, 5		74				SPRING, Park Brake Shoe Return
8	06508814AA	8	1, 5		74				SCREW, Hex Flange Head, Parking Brake Adapter to Axle Housing, Mounting
9	04238721	1	1, 5		74				PLUG, Brake Adjusting Hole
10	05080569AC	1	1, 5		74				LEVER, Park Brake
11	05018555AA	1	1, 5		74				BOOT, Parking Brake Lever

ASPEN (HG)				
SERIES	LINE	BODY	ENGINE	TRANSMISSION
P = PREMIUM	1 = Lt. Duty DODGE 2WD 5 = Lt. Duty DODGE 4WD	74 = SPORT UTILITY 4-DR TYPE #4	EVA = 4.7L V8 MPI Engine EVD = 4.7L V8 FFV Engine EZB = 5.7L Hemi Multi Displacement Engine	DGQ = 5-Spd Automatic 545RFE Transmission

AR = use ase required - = Non illustrated part

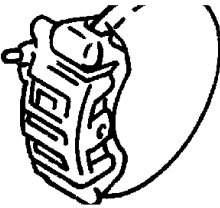
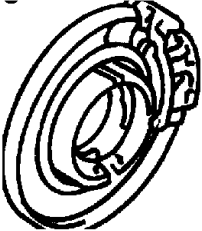
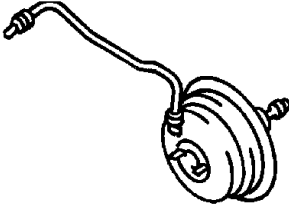
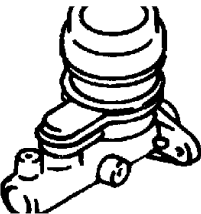


Group - 5

Service Brakes

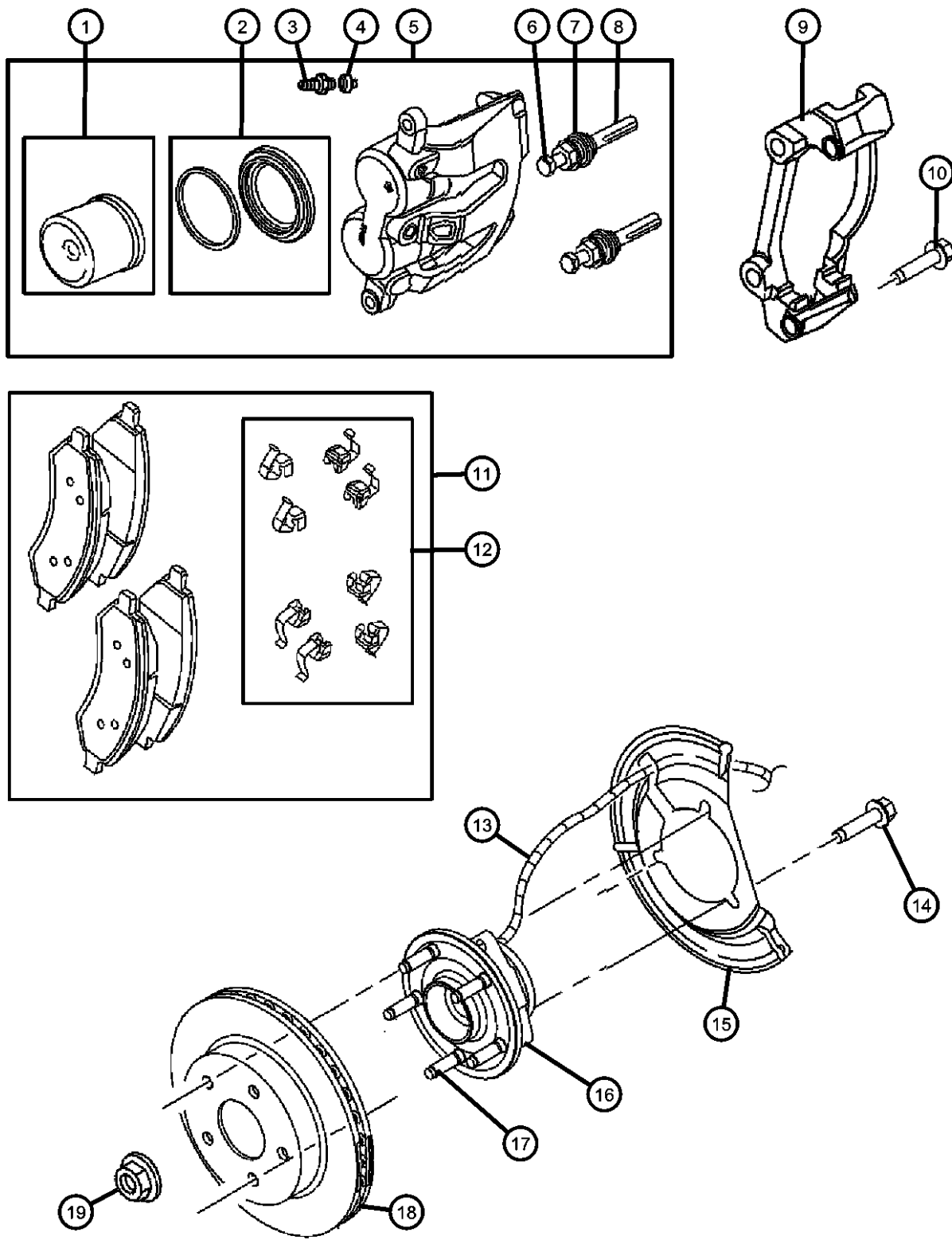


Group - 5 Service Brakes

Illustration Title	Group-Fig. No.
Front Brakes Brakes,Front.....	Fig. 5 - 110
Rear Brakes Brakes,Rear,Disc.....	Fig. 5 - 210
Power Brake Booster Booster,Power Brake	Fig. 5 - 310
Brake Master Cylinder Master Cylinder,Brake	Fig. 5 - 410
Brake Lines and Hoses HCU, Lines and Hoses, Front Brake..... Lines and Hoses, Rear and Chassis.....	Fig. 5 - 510 Fig. 5 - 520
Brake Pedals Pedal, Brake, Standard [XA8]..... Pedal, Brake, Power Adjustable [XAM,XAP].....	Fig. 5 - 610 Fig. 5 - 620

005-100 Front Brakes 	005-200 Rear Brakes 	005-300 Power Brake Booster 	005-400 Brake Master Cylinder 
005-500 Brake Lines and Hoses 	005-600 Brake Pedals 		

Brakes,Front
Figure 5-110



ITEM	PART NUMBER	QTY	LINE	SERIES	BODY	ENGINE	TRANS	TRIM	DESCRIPTION
Note: Sales Codes; [BRR]=Brakes - Rear Anti-Lock 4 Wheel Disc [BRT]=Brakes - Anti-Lock 4 Wheel Disc									
1	05143353AA	1	1, 5		74				PISTON, BrakeRight or Left
2	68027994AA	1	1, 5		74				BOOT AND SEAL, Disc BrakeRight or Left
3	05143354AA	1	1, 5		74				BLEEDER SCREW, BrakeRight or Left
4	04238717	1	1, 5		74				CAP, BleederRight or Left
5									CALIPER, Disc Brake
	68002702AA	1	1, 5		74				Right
	68002703AA	1	1, 5		74				Left
6	05143356AB	2	1, 5		74				BOLTRight or Left
7	05166198AA	2	1, 5		74				BOOTRight or Left
8	05166197AA	2	1, 5		74				PIN, CaliperRight or Left
9	05143351AB	1	1, 5		74				ADAPTER, Disc Brake CaliperRight or Left
10	06506599AA	4	1, 5		74				BOLT, Knuckle to Adapter, Mounting
11	05143350AC	1	1, 5		74				PAD KIT, Front Disc Brake
	V1013550AA								Mopar V-Line Alternative Part
12	05161765AA	1	1, 5		74				SPRING KIT, Brake Shoe Hold DownRight & Left
13	05175787AA	1							SENSOR KIT, Anti-Lock Brakes, Contains Sensor,O-Ring,Wiring and I-Sheet, Right or Left
14	06507649AA	6	1, 5		74				BOLT, Hub, Knuckle to Hub and Bearing, Mounting
15									SHIELD, Brake
	52010492AD	1	5, 1		74				Right
	52010493AD	1	1, 5		74				Left
16	52104499AE	2	1, 5		74				HUB AND BEARING, Brake
17	05114200AA	5							STUD, HubRight or Left
18	52010080AE	2	1, 5		74				ROTOR, Brake
	V5010080AB								Mopar V-Line Alternative Part
19	06506454AA	2	5		74				NUT, Hex

ASPEN (HG)	LINE	BODY	ENGINE	TRANSMISSION
SERIES				
P = PREMIUM	1 = Lt. Duty DODGE 2WD 5 = Lt. Duty DODGE 4WD	74 = SPORT UTILITY 4-DR TYPE #4	EVA = 4.7L V8 MPI Engine EVD = 4.7L V8 FFV Engine EZB = 5.7L Hemi Multi Displacement Engine	DGQ = 5-Spd Automatic 545RFE Transmission

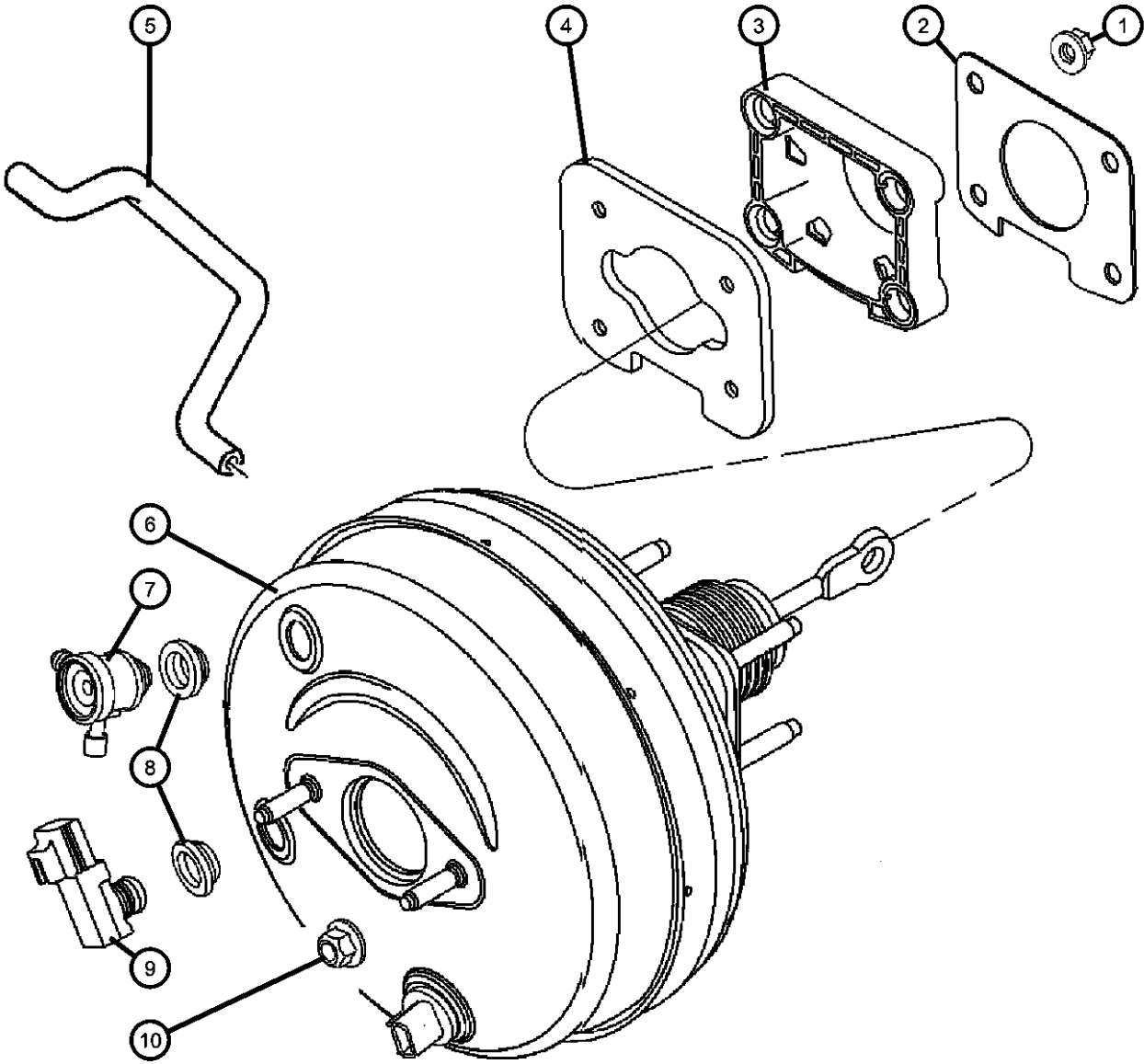
AR = use ase required - = Non illustrated part

Brakes,Rear,Disc
Figure 5-210

											ITEM	PART NUMBER	QTY	LINE	SERIES	BODY	ENGINE	TRANS	TRIM	DESCRIPTION
											1	05080567AA	2	1, 5		74				PIN, CaliperMounting
											2	05080566AA	1	1, 5		74				ADAPTER, Disc Brake CaliperRight or Left
											3	06505445AA	4	1, 5		74				BOLT, [M14x2.00x36.00], Caliper to Parking Brake, Mounting
											4	04238717	1	1, 5		74				CAP, BleederRight or Left
											5	05143401AA	1	1, 5		74				BLEEDER SCREW, BrakeRight or Left
											6									CALIPER, Disc Brake
												05179880AA	1	1, 5		74				Right
												05179881AA	1	1, 5		74				Left
											7	05066699AA	1	1, 5		74				PISTON KIT, DISC BRAKERight or Left
											8	05003896AA	2	1, 5		74				BUSHING, Disc Brake Caliper
											9	05018238AB	2	1, 5		74				SLEEVE, Disc Brake Caliper
											10	52009968AC	2	1, 5		74				ROTOR, Brake
												V5019968AA								Mopar V-Line Alternative Brake Rotors
											11	05179877AA	1	1, 5		74				CLIP, Brake Anti-RattleLeading
											12	05080563AD	1	1, 5		74				PAD KIT, Rear Disc Brake
												VK056062AA								Mopar Loaded Brake Caliper Kit (2 Calipers, Brake Friction)
												V2010563AB								Mopar V-Line Alternative Part
												V4010898								Mopar V-Line Alternative Part Ceramic
13	05179878AA	1	1, 5		74					CLIP, Brake Anti-RattleTrailing										
14	56029317AA	2	1, 5		74					SENSOR, Wheel Speed										
15	06507128AA	2	1, 5		74					SCREW AND WASHER, Hex Head, M6 x 1.00 x 26.5, [M6x1.00x25.00], Sensor to Brake Assembly, Mounting										
											ASPEN (HG)		LINE		BODY		ENGINE		TRANSMISSION	
											SERIES		1 = Lt. Duty DODGE 2WD		74 = SPORT UTILITY 4-DR		EVA = 4.7L V8 MPI Engine		DGQ = 5-Spd Automatic 545RFE	
											P = PREMIUM		5 = Lt. Duty DODGE 4WD		TYPE #4		EVD = 4.7L V8 FFV Engine		Transmission	
																	EZB = 5.7L Hemi Multi Displacement Engine			

AR = use ase required - = Non illustrated part

Booster,Power Brake
Figure 5-310



ITEM	PART NUMBER	QTY	LINE	SERIES	BODY	ENGINE	TRANS	TRIM	DESCRIPTION
------	----------------	-----	------	--------	------	--------	-------	------	-------------

Note: Sales Codes:
[EK0] = Engines - All 3.7L V6
[EV0] = Engines - All 4.7L
[EZ0] = Engines - All 5.7L 8 Cylinder

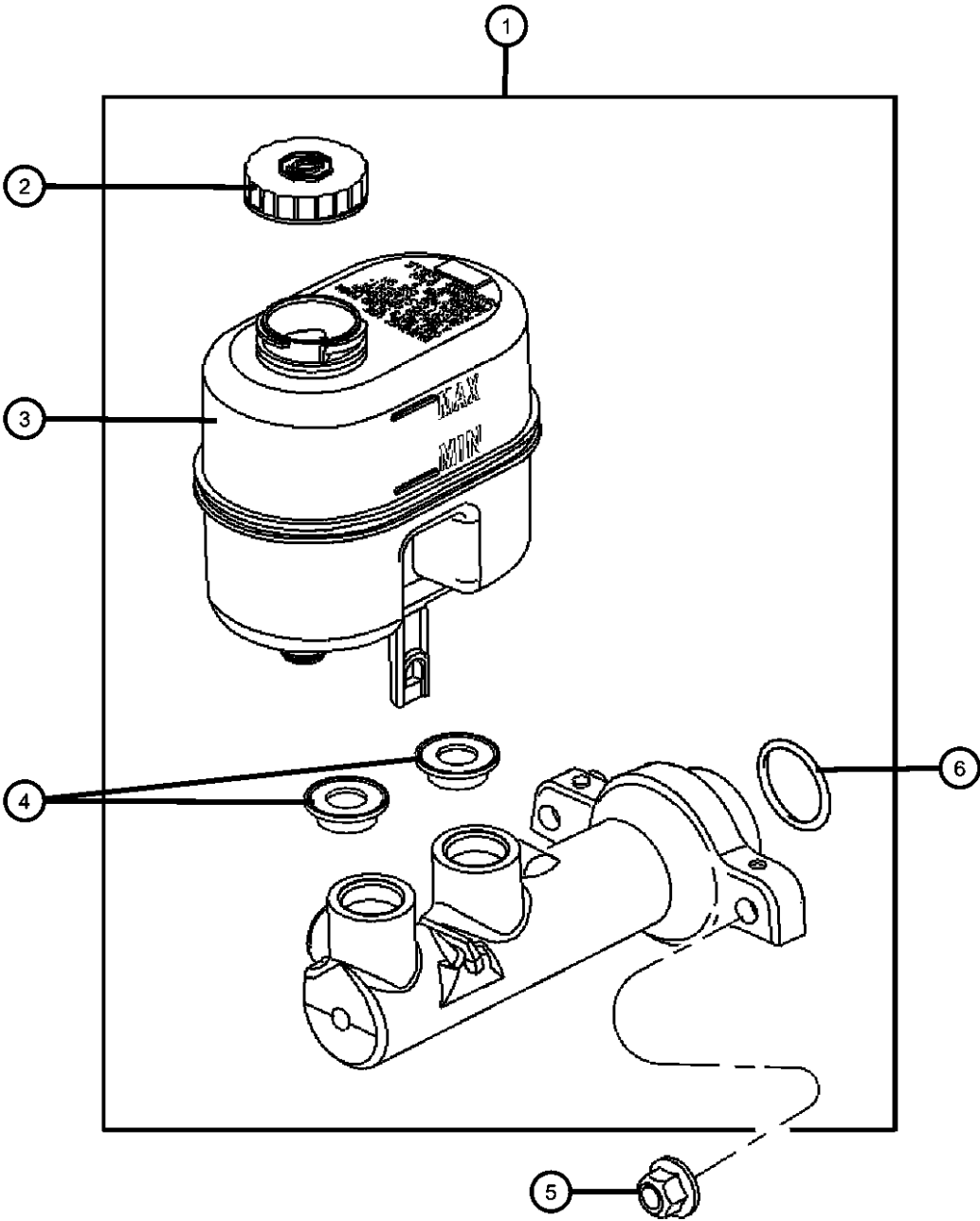
1	06506618AA	4							NUT, Hex, M10-1.5, Booster to Dash, Mounting
2	05179923AA	1	1, 5		74				GASKET
3	05179925AA	1	1, 5		74				SPACER
4	05179924AA	1	1, 5		74				GUARD, Valve
5									HOSE, Vacuum Supply
	52010498AB	1							[EZ0]
	52855170AB	1							[EV0]
6	68003623AA	1	1, 5		74				BOOSTER, Power Brake
7	05179920AA	1	1, 5		74				VALVE, Vacuum Check
8	05179921AA	2	1, 5		74				GROMMET
9	05179922AA	1	1, 5		74				SENSOR, Pressure
10	05189407AA	2	1, 5		74				NUT, Master Cylinder to Booster, Mounting

ASPEN (HG)	LINE	BODY	ENGINE	TRANSMISSION
SERIES				
P = PREMIUM	1 = Lt. Duty DODGE 2WD 5 = Lt. Duty DODGE 4WD	74 = SPORT UTILITY 4-DR TYPE #4	EVA = 4.7L V8 MPI Engine EVD = 4.7L V8 FFV Engine EZB = 5.7L Hemi Multi Displacement Engine	DGQ = 5-Spd Automatic 545RFE Transmission

AR = use ase required - = Non illustrated part

Master Cylinder,Brake
Figure 5-410

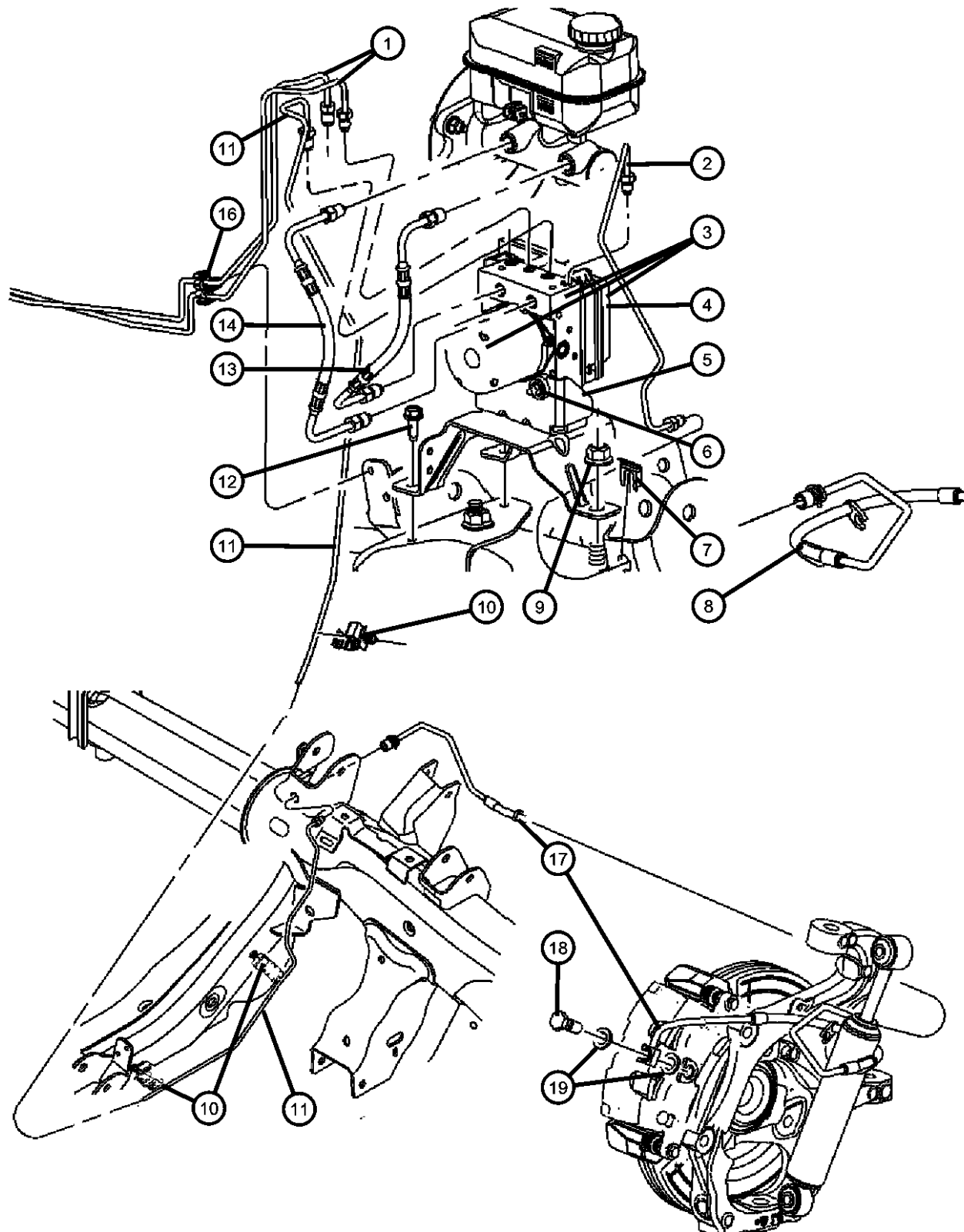
ITEM	PART NUMBER	QTY	LINE	SERIES	BODY	ENGINE	TRANS	TRIM	DESCRIPTION
1	68003625AA	1	1, 5		74				MASTER CYLINDER, Brake
2	04683656	1	1, 5		74				CAP, Master Cylinder Reservoir
3	05179927AA	1	1, 5		74				RESERVOIR, Brake Master Cylinder
4	04723389	2	1, 5		74				GROMMET, Master Cylinder ReservoirMounting
5	05189407AA	2	1, 5		74				NUT, Master Cylinder to Booster, Mounting
6	05191826AA	1	1, 5		74				O RING, Master Cylinder to Booster, Mounting



ASPEN (HG)	LINE	BODY	ENGINE	TRANSMISSION
SERIES				
P = PREMIUM	1 = Lt. Duty DODGE 2WD 5 = Lt. Duty DODGE 4WD	74 = SPORT UTILITY 4-DR TYPE #4	EVA = 4.7L V8 MPI Engine EVD = 4.7L V8 FFV Engine EZB = 5.7L Hemi Multi Displacement Engine	DGQ = 5-Spd Automatic 545RFE Transmission

AR = use ase required - = Non illustrated part

HCU, Lines and Hoses, Front Brake
Figure 5-510



ITEM	PART NUMBER	QTY	LINE	SERIES	BODY	ENGINE	TRANS	TRIM	DESCRIPTION
1									TUBE, Brake
	52855480AA	1	1, 5		74				HCU to Frame Rail Junction Block, Right
	52855481AA	1							HCU to Frame Rail Junction Block, Left
2	52121497AC	1	1, 5		74				TUBE, Brake, HCU to Brake Hose, Left
3	68018840AA	1	1, 5		74				CONTROL UNIT, Anti-Lock Brake
4	05183488AA	1	1, 5		74				MODULE, Anti-lock Brakes
5	05170931AB	1	1, 5		74				BRACKET, Hydraulic Control UnitMounting
6	05170930AB	1	1, 5		74				MOUNTING KIT, ABS Control, Consists of 3 Isolators,2 Lock Nuts,2 Bushings
7	02208893	2	1, 5		74				LOCK, Brake Hose, Hose to UCA Bracket
8	52010491AD	1	1, 5		74				HOSE, BrakeLeft
9	06100055	1	1, 5		74				NUT AND WASHER, Hex Nut-Coned Washer, M12 x 1.75, HCU to Frame, Mounting
10	04683449AC	3	1, 5		74				CLIP, Brake LineMounting
11	52121502AA	1	1, 5		74				TUBE, Brake, HCU to Brake Hose, Right
12	06508100AA	2	1, 5		74				SCREW, Hex Head, HCU to Frame, Mounting
13	52855482AB	1	1, 5		74				TUBE, Brake, Master Cylinder to HCU, Secondary
14	52121504AC	1	1, 5		74				TUBE, Brake, Master Cylinder to HCU, Primary
-15	52079789AB	1	1, 5		74				CLIP, Cooler Lines, Master Cylinder Flex Line Primary to Secondary, Mounting
16	52855245AA	3	1, 5		74				CLIP, Brake TubeMounting
17	52010484AD	1	1, 5		74				HOSE, BrakeRight
18	06505801AA	2	1, 5		74				BOLT, Banjo, Hose to Caliper, Mounting
19	06502114	4	1, 5		74				WASHER, Brake Hose, Hose to Caliper, Mounting

ASPEN (HG)

SERIES

P = PREMIUM

LINE

1 = Lt. Duty DODGE 2WD
5 = Lt. Duty DODGE 4WD

BODY

74 = SPORT UTILITY 4-DR
TYPE #4

ENGINE

EVA = 4.7L V8 MPI Engine
EVD = 4.7L V8 FFV Engine
EZB = 5.7L Hemi Multi Displacement Engine

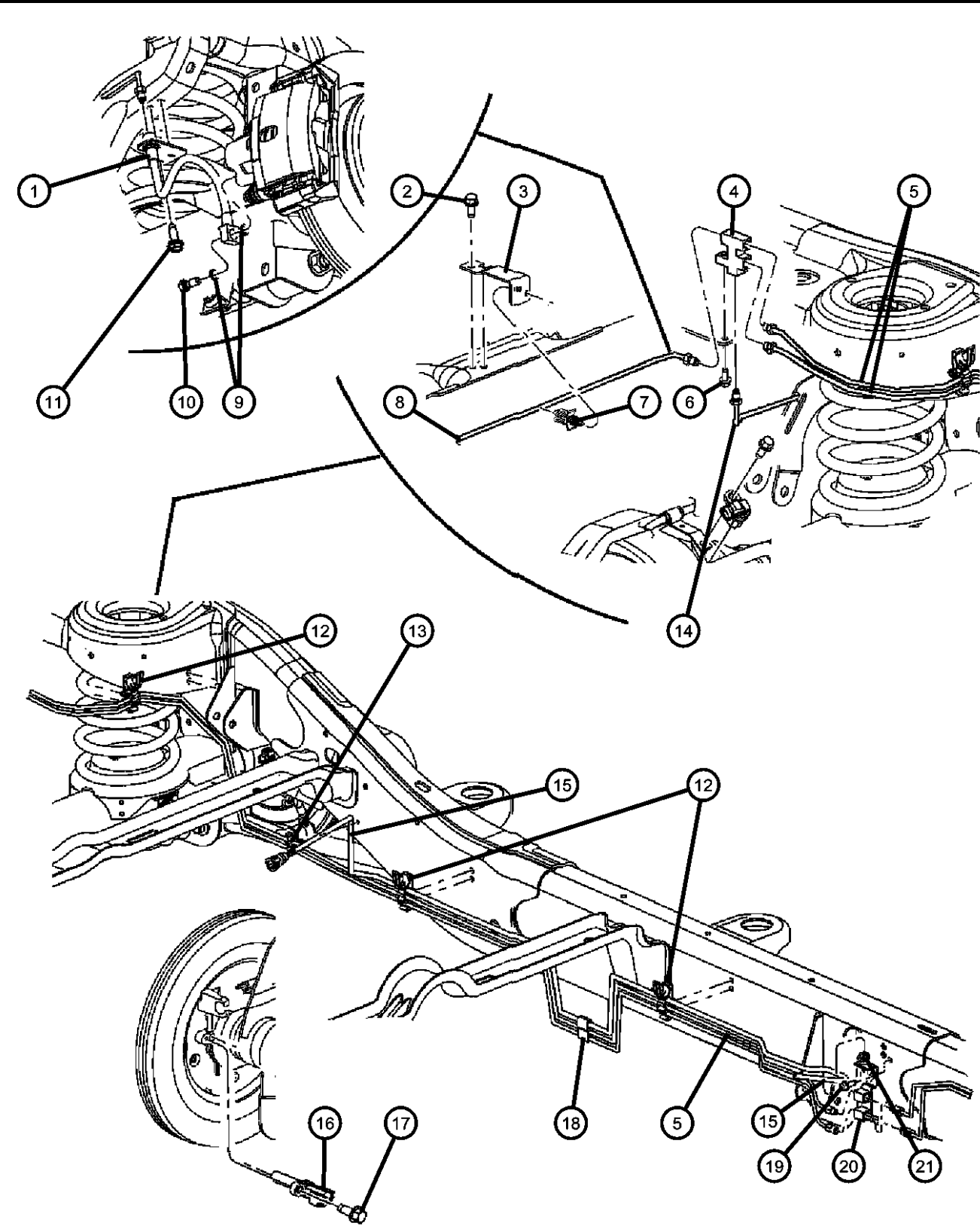
TRANSMISSION

DGQ = 5-Spd Automatic 545RFE
Transmission

AR = use ase required - = Non illustrated part

2007 HG

Lines and Hoses, Rear and Chassis
Figure 5-520

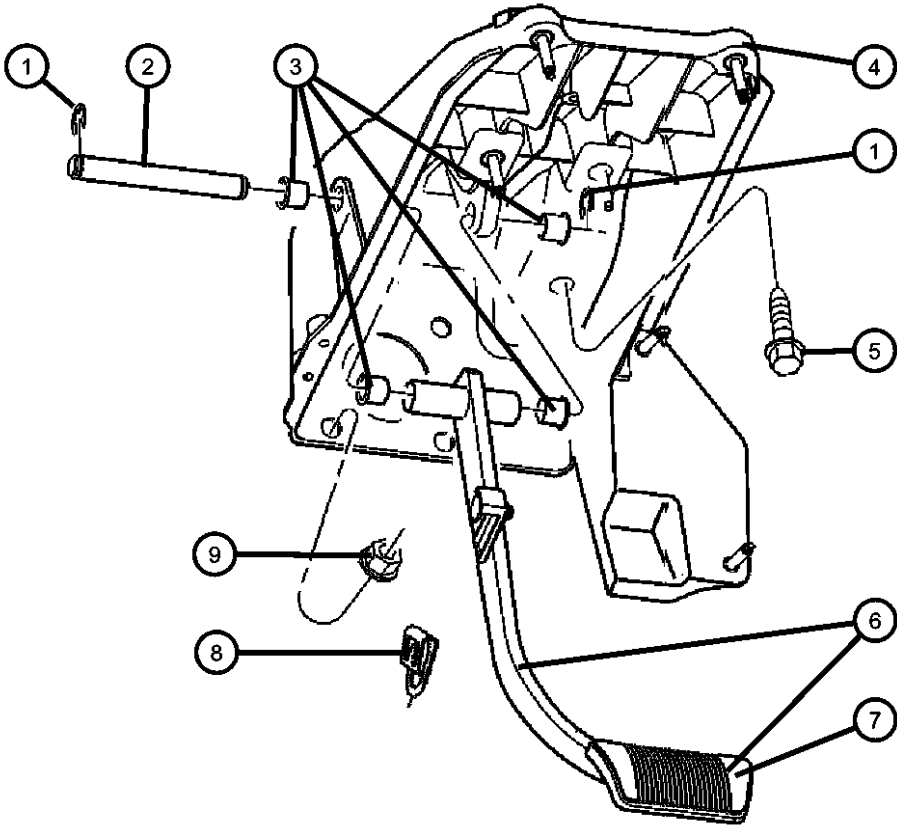


ITEM	PART NUMBER	QTY	LINE	SERIES	BODY	ENGINE	TRANS	TRIM	DESCRIPTION
1	52855381AA	2	1, 5		74				HOSE, BrakeRight or Left
2	06506080AA	1	1, 5		74				SCREW, Hex Head, Right Hand Brake Tube to Crossmember, Mounting
3	52855274AA	1	1, 5		74				BRACKET, Brake Line Crossover, Mounting
4	52855268AA	1	1, 5		74				BLOCK, Brake Line Junction, On Left Rear of Frame
5									TUBE, Brake
	52855445AB	1	1, 5		74				Frame Junction Block to Rear Frame Junction Block, Left
	52855444AB	1	1, 5		74				Frame Junction Block to Rear Frame Junction Block, Right
6	06505178AA	1	1, 5		74				SCREW, Hex Head, Union Block to Frame, Mounting
7	06506465AA	1	1, 5		74				CLIP, Brake Line, Right Brake Tube to Frame, Mounting
8	52855276AB	1	1, 5		74				TUBE, BrakeRight Rear
9	06502114	4	1, 5		74				WASHER, Brake Hose, Brake Hose to Caliper, Mounting
10	06505801AA	2	1, 5		74				BOLT, Banjo, Brake Hose to Caliper, Mounting
11	06505178AA	1	1, 5		74				SCREW, Hex Head, Brake Hose to Frame, Right or Left
12	52855244AA	4	1, 5		74				CLIP, Brake Tube, 4 Way, Mounting
13	52855245AA	1	1, 5		74				CLIP, Brake Tube, 2 Way, Mounting
14	52855277AC	1	1, 5		74				TUBE, BrakeLeft Rear
15	52855240AC	1	1, 5		74				TUBE, Fuel
16	56029317AA	2	1, 5		74				SENSOR, Wheel Speed
17	06507128AA	2	1, 5		74				SCREW AND WASHER, Hex Head, M6 x 1.00 x 26.5, Wheel Speed Sensor, Mounting
18	52855246AA	1	1, 5		74				CLIP, Brake Tube, 3-Way, Mounting
19	06506080AA	1	1, 5		74				SCREW, Hex Head, Junction Block to Frame Rail, Mounting
20	52121460AB	1	1, 5		74				BLOCK, Brake Line Junction, On Left Frame Rail
21	06506087AA	1	1, 5		74				CLIP, Brake Line, Junction Block to Frame Rail, Mounting

ASPEN (HG)				
SERIES	LINE	BODY	ENGINE	TRANSMISSION
P = PREMIUM	1 = Lt. Duty DODGE 2WD 5 = Lt. Duty DODGE 4WD	74 = SPORT UTILITY 4-DR TYPE #4	EVA = 4.7L V8 MPI Engine EVD = 4.7L V8 FFV Engine EZB = 5.7L Hemi Multi Displacement Engine	DGQ = 5-Spd Automatic 545RFE Transmission

AR = use ase required - = Non illustrated part

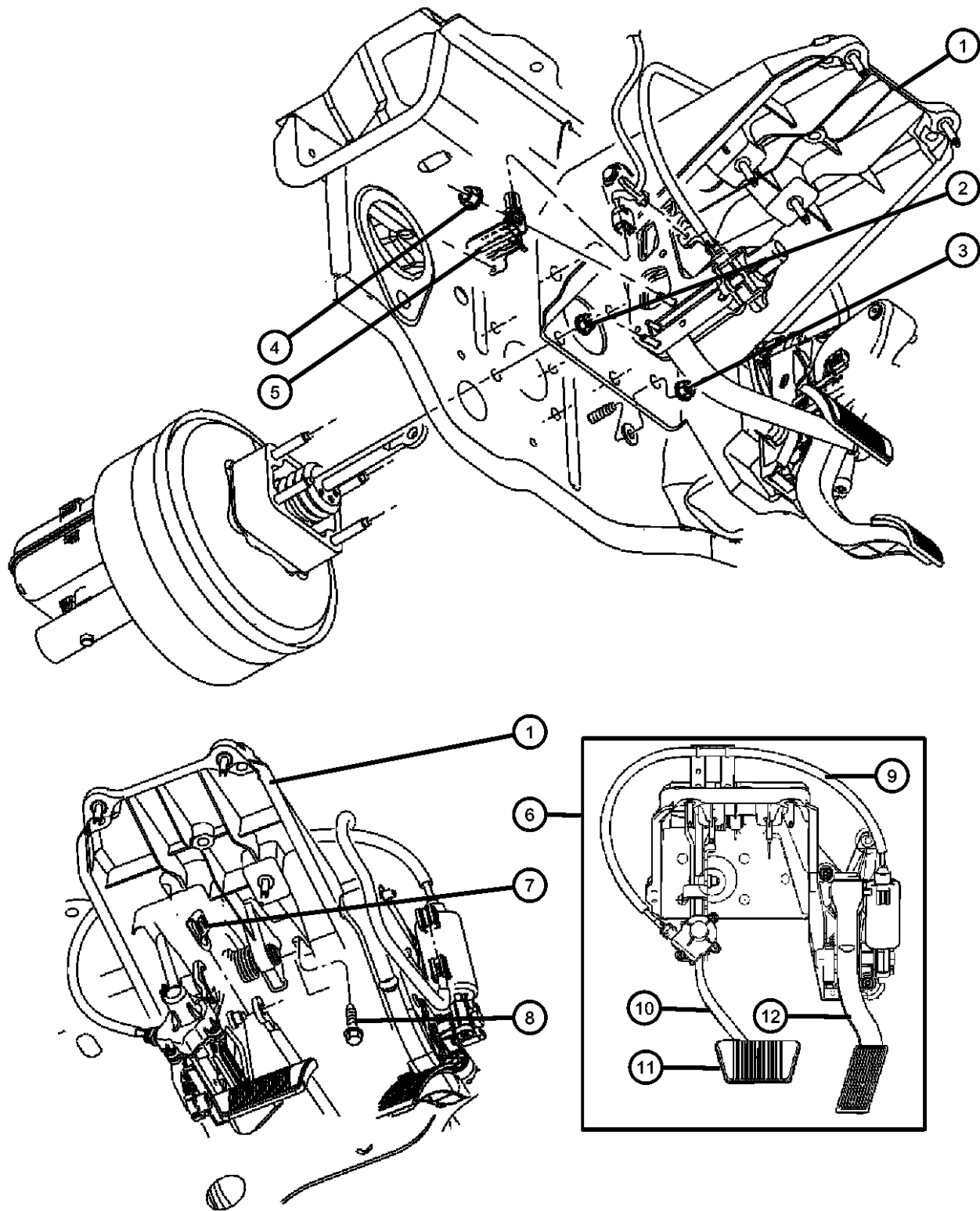
Pedal, Brake, Standard [XA8]
Figure 5-610



ITEM	PART NUMBER	QTY	LINE	SERIES	BODY	ENGINE	TRANS	TRIM	DESCRIPTION
Note: Sales Codes: [XA8]=Pedals - Non Adjustable									
1	06023879	2	1, 5		74				SNAP RING, Brake Pedal Shaft, Mounting
2	52010453AA	1	1, 5		74				SHAFT, Brake Pedal Pivot
3	52855234AA	4	1, 5		74				BUSHING, Brake Pedal, Pivot Shaft, Mounting
4	55351227AC	1	1, 5		74				BRACKET, Steering Column
5	06505044AA	1	1, 5		74				BOLT, M6 x 1.00 x 43.00-Quantity 3, Steering Colum Bracket to Plenum, Mounting
6	52010452AC	1	1, 5		74				PEDAL, Brake
7	05102023AB	1	1, 5		74				PAD, Pedal
8	04294036	1	1, 5		74				CLIP, Master Cylinder Push Rod to Pedal Pin, Mounting
9	06506618AA	1							NUT, Hex, M10-1.5, Steering Colum Support to Dash, Mounting

ASPEN (HG)					
SERIES	LINE	BODY	ENGINE	TRANSMISSION	
P = PREMIUM	1 = Lt. Duty DODGE 2WD 5 = Lt. Duty DODGE 4WD	74 = SPORT UTILITY 4-DR TYPE #4	EVA = 4.7L V8 MPI Engine EVD = 4.7L V8 FFV Engine EZB = 5.7L Hemi Multi Displacement Engine	DGQ = 5-Spd Automatic 545RFE Transmission	

Pedal, Brake, Power Adjustable [XAM,XAP]
Figure 5-620



ITEM	PART NUMBER	QTY	LINE	SERIES	BODY	ENGINE	TRANS	TRIM	DESCRIPTION
Note: Sales Codes: [XAM]=Pedals - Power Adjustable With Memory [XAP]=Pedals - Power Adjustable									
1	55351227AC	1							BRACKET, Steering Column
2	06506618AA	4	1, 5		74				NUT, Hex, M10-1.5, Booster to Dash, Mounting
3	06506618AA	1	1, 5		74				NUT, Hex, M10-1.5, Steering Column Bracket to Dash, Mounting
4	06104715AA	2	1, 5		74				NUT, Brake Pedal Sensor to Dash, Mounting
5	52855325AB	1	1, 5		74				SENSOR, Brake Pedal
6									PEDAL ASSEMBLY, Adjustable, Brake and Accelerator
	52855492AC	1	1, 5		74				[EV0]
	52855493AD	1							[EZ0]
7	04294036	1	1, 5		74				CLIP, Master Cylinder Push Rod Pin, Mounting
8	06505044AA	1	1, 5		74				BOLT, Steering Column Support to Plenum [M8x1.25x29.00], Steering Column Bracket to Plenum, Mounting
9	68039216AA	1	1, 5		74				CABLE, Drive
10									PEDAL, Brake, Adjustable
	68039212AA	1	1, 5		74				[EZO]
		1	1, 5		74				
11	05102023AB	1	1, 5		74				PAD, Pedal
12									PEDAL, Accelerator, Adjustable
	68039213AA	1	1, 5		74				[EZO]
	68039255AA	1	1, 5		74				

ASPEN (HG)	LINE	BODY	ENGINE	TRANSMISSION
SERIES				
P = PREMIUM	1 = Lt. Duty DODGE 2WD 5 = Lt. Duty DODGE 4WD	74 = SPORT UTILITY 4-DR TYPE #4	EVA = 4.7L V8 MPI Engine EVD = 4.7L V8 FFV Engine EZB = 5.7L Hemi Multi Displacement Engine	DGQ = 5-Spd Automatic 545RFE Transmission

AR = use ase required - = Non illustrated part

Group - 7

Cooling

Group - 7 Cooling

Illustration Title Group-Fig. No.

Radiator and Related Parts

Radiator and Related Parts..... Fig. 7 - 110
Radiator Closure and Air Deflector Fig. 7 - 115

Water Pump and Related Parts

Water Pump and Related Parts [EV0] Fig. 7 - 205
Water Pump and Related Parts [EZB] Fig. 7 - 210

Tank, Coolant Engine

Coolant Tank Fig. 7 - 305

Pulleys and Related Parts

Drive Pulleys, 4.7L Engine Fig. 7 - 405
Drive Pulleys, 5.7L Engines Fig. 7 - 410

Drive Belts

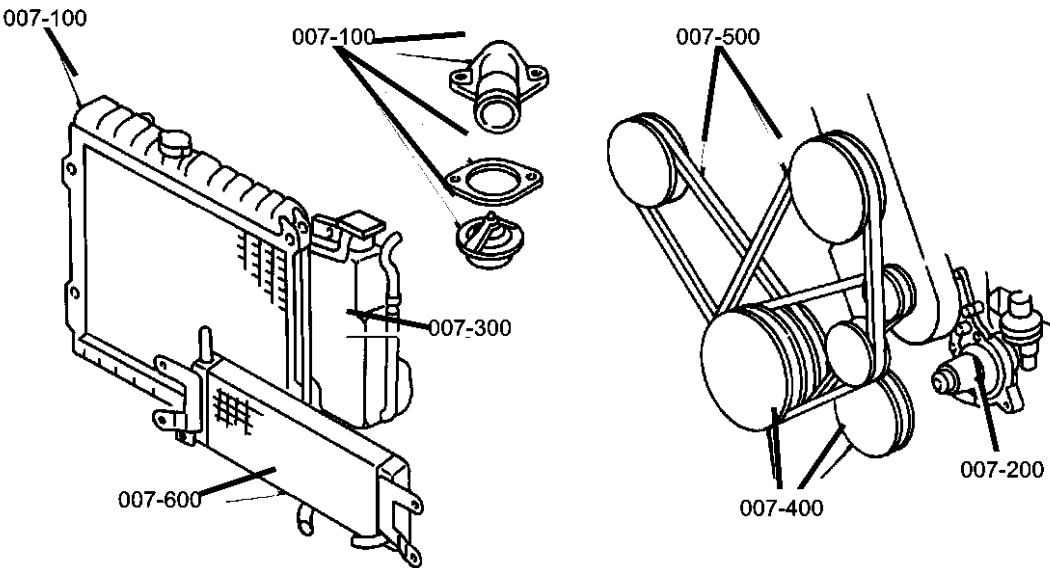
Drive Belts, 4.7L Engines..... Fig. 7 - 510
Drive Belts, 5.7L Engines..... Fig. 7 - 512

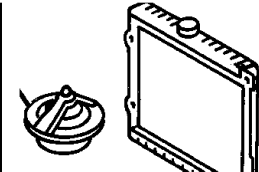

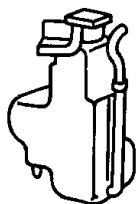
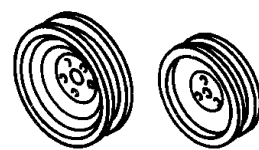
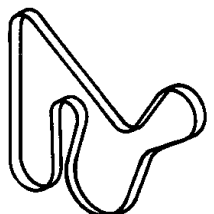
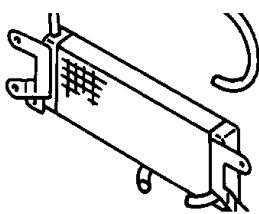

Lines, Transmission Oil Cooler

Oil Cooler Lines, 4.7, 5.7L Engines..... Fig. 7 - 610

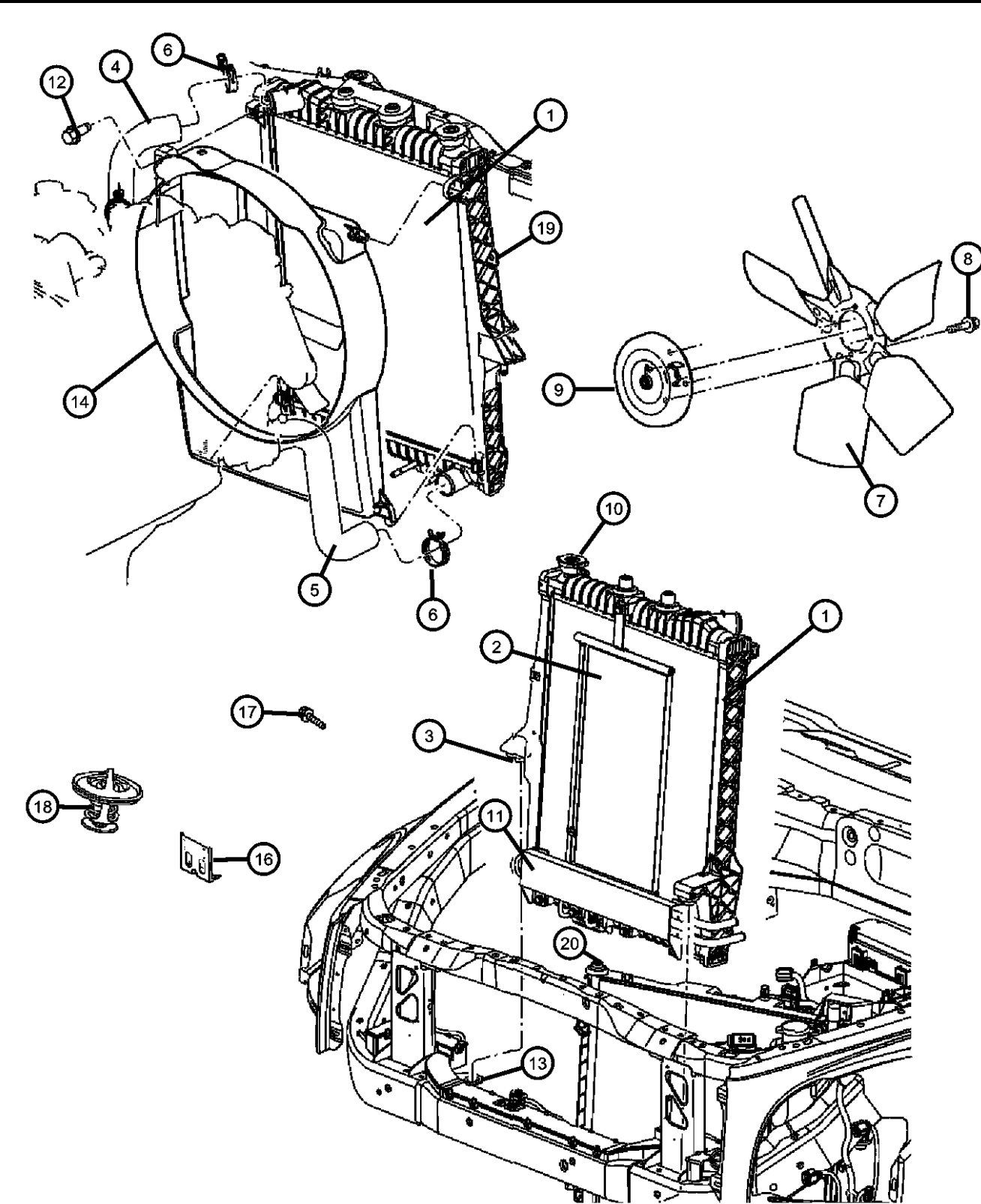
Grilles

Grille and Related Parts Fig. 7 - 710



007-100 Radiator and Related Parts	007-200 Water Pump and Related Parts	007-300 Tank, Coolant Engine	007-400 Pulleys and Related Parts
			
007-500 Drive Belts	007-600 Lines, Transmission Oil Cooler	007-700 Grilles	
			

Radiator and Related Parts
Figure 7-110

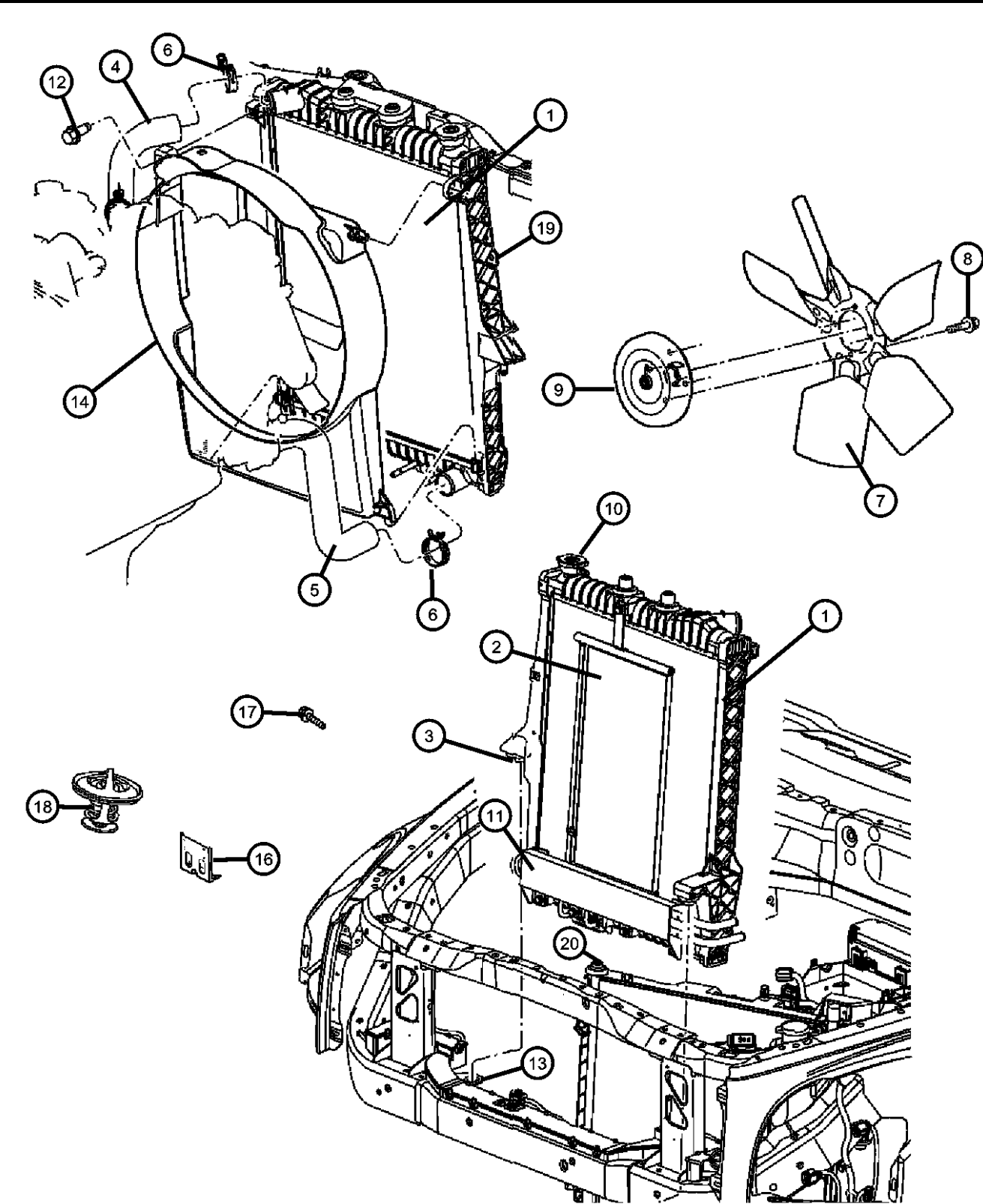


ITEM	PART NUMBER	QTY	LINE	SERIES	BODY	ENGINE	TRANS	TRIM	DESCRIPTION
NOTE: Sales Codes: [EK0] = All 3.7L 6 Cylinder Gas Engines [EV0] = All 4.7L V-8 Gas Engines [EZ0] = All 5.7L V-8 Gas Engines [NMC] = Heavy Duty Engine Cooling Mopar Coolant 05066386AA									
1	52029043AD	1	1, 5						RADIATOR, Engine Cooling
	52029044AD	1	5, 1			EZ0			
2	52029009AB	1	1, 5						COOLER, Transmission Oil
3	05127802AA	2	1, 5						ISOLATOR, Radiator
4	52028986AB	1	1, 5			EV0			HOSE, Radiator Inlet
	52028988AB	1	1, 5			EZ0			
5	52028987AC	1	1, 5			EV0			HOSE, Radiator Outlet
	52028989AD	1	1, 5			EZ0			
6	52028989AD	1							CLAMP, Hose, 55mm Black, (NOT SERVICED)
7	52028916AC	1	1, 5			EZ0			FAN, Cooling
8	06022225	4	1, 5						SCREW AND WASHER, Hex Head, .312-18x.75, Fan To Fan Drive Assy
9	52028994AC	1	1, 5			EV0			DRIVE, Fan
		1	1, 5			EZ0			Fan Drive Assy To Pulley
	52028995AA	1	1, 5			EV0			Fan Drive Assy To Pulley
	52028992AC	1	1, 5			EZ0			[-NMC]
10	05183710AA	1	1, 5						[NMC] Fan Drive Assy To Pulley
11	55056348AB	1	1, 5						CAP, Pressurized Coolant
12	05127803AA	2	1, 5						COOLER, Power Steering
13	05127802AA	2	1, 5			EV0			SCREW, Hex Flange Head
		2	1, 5						ISOLATOR, Radiator
14	52028998AD	1	1, 5			EV0, EZ0			[NMC]
-15	00180077	4	1, 5						SHROUD, SHROUD-RADIATOR
16	52029186AC	1	1, 5						BOLT, Hex Head, 5/16x18x3/4
									BRACKET, Cooling Module

ASPEN (HG)	LINE	BODY	ENGINE	TRANSMISSION
SERIES				
P = PREMIUM	1 = Lt. Duty DODGE 2WD 5 = Lt. Duty DODGE 4WD	74 = SPORT UTILITY 4-DR TYPE #4	EVA = 4.7L V8 MPI Engine EVD = 4.7L V8 FFV Engine EZB = 5.7L Hemi Multi Displacement Engine	DGQ = 5-Spd Automatic 545RFE Transmission

AR = use ase required - = Non illustrated part

Radiator and Related Parts
Figure 7-110



ITEM	PART NUMBER	QTY	LINE	SERIES	BODY	ENGINE	TRANS	TRIM	DESCRIPTION
17	06022225	4	1, 5						SCREW AND WASHER, Hex Head, .312-18x.75
18	52028898AE	1	1, 5			EZ0			THERMOSTAT, 195 Degrees, With Seal
19									SUPPORT, Radiator
	05127801AA	1	1, 5			EZ0			Left
	05127800AA	1	1, 5			EV0			Right
		1	1, 5			EZ0			Right
		1	1, 5			EV0			Left
20	55056165AA	1	1, 5						CONDENSER, Air Conditioning
-21	52029175AF	1	1, 5						SHROUD, Condenser

ASPEN (HG)	LINE	BODY	ENGINE	TRANSMISSION
SERIES				
P = PREMIUM	1 = Lt. Duty DODGE 2WD 5 = Lt. Duty DODGE 4WD	74 = SPORT UTILITY 4-DR TYPE #4	EVA = 4.7L V8 MPI Engine EVD = 4.7L V8 FFV Engine EZB = 5.7L Hemi Multi Displacement Engine	DGQ = 5-Spd Automatic 545RFE Transmission

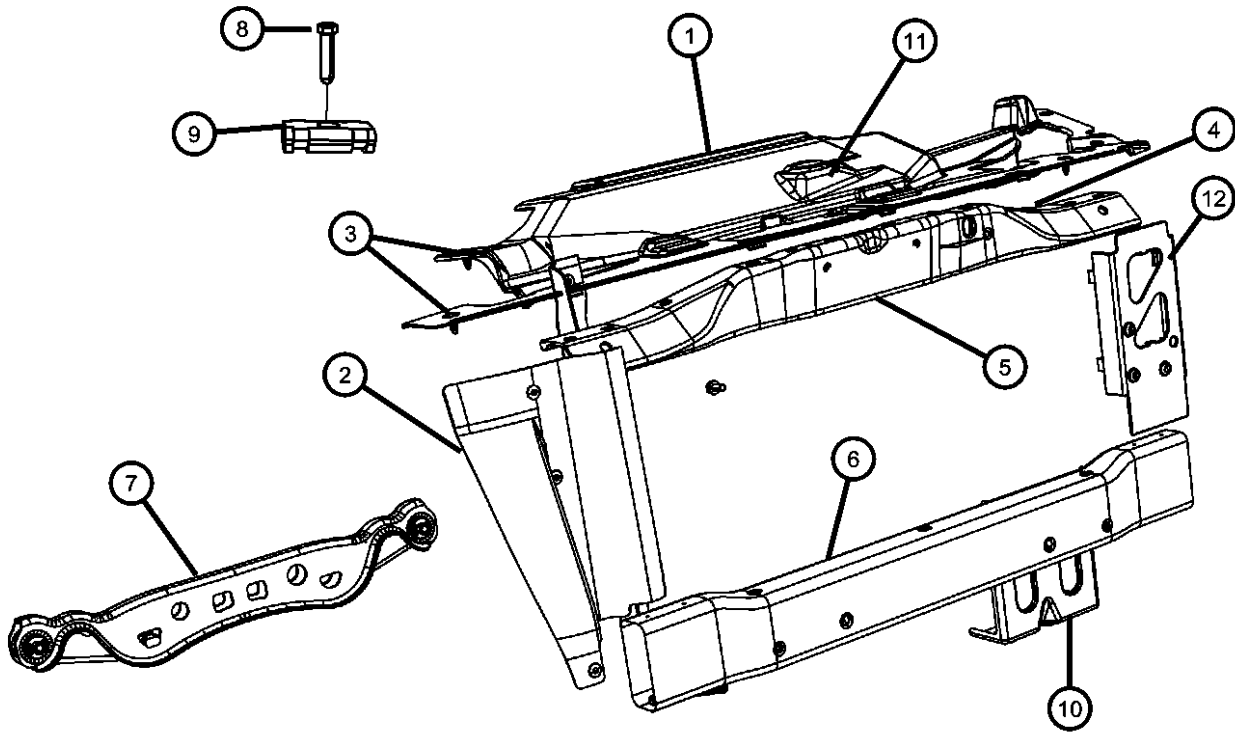
AR = use ase required - = Non illustrated part

Radiator Closure and Air Deflector
Figure 7-115

ITEM	PART NUMBER	QTY	LINE	SERIES	BODY	ENGINE	TRANS	TRIM	DESCRIPTION
------	----------------	-----	------	--------	------	--------	-------	------	-------------

Note: Sales Code
EM0 = All 5.9L 8 Cylinder Gas Engines
EV0 = All 4.7L Gas Engines

1	55056751AC	1	1, 5						SEAL, Condenser and Radiator
2	55056781AB	1	1, 5						SEAL, Radiator to GrilleRight
3	55056781AB	1							RETAINER, Push On, (NOT SERVICED)
4	06507745AA	12	1, 5						SCREW
5	55362294AC	1	1, 5						CLOSURE, RadiatorUpper
6	55362295AD	1							CLOSURE, RadiatorLower
7	52113572AA	1							CROSSMEMBER, Front Suspension
8	06507255AA	2							SCREW, Hex Head
9	52106703AC	2	1, 5						SWIVEL, Torsion Bar, Torsion Bar Anchor To Crossmember
10	52029198AB	1	1, 5						BRACKET, Cooling ModuleLower
11	52029186AC	1	1, 5						BRACKET, Cooling Module
12	55056750AA	1	1, 5						COVER, Hydroform Vertical Support



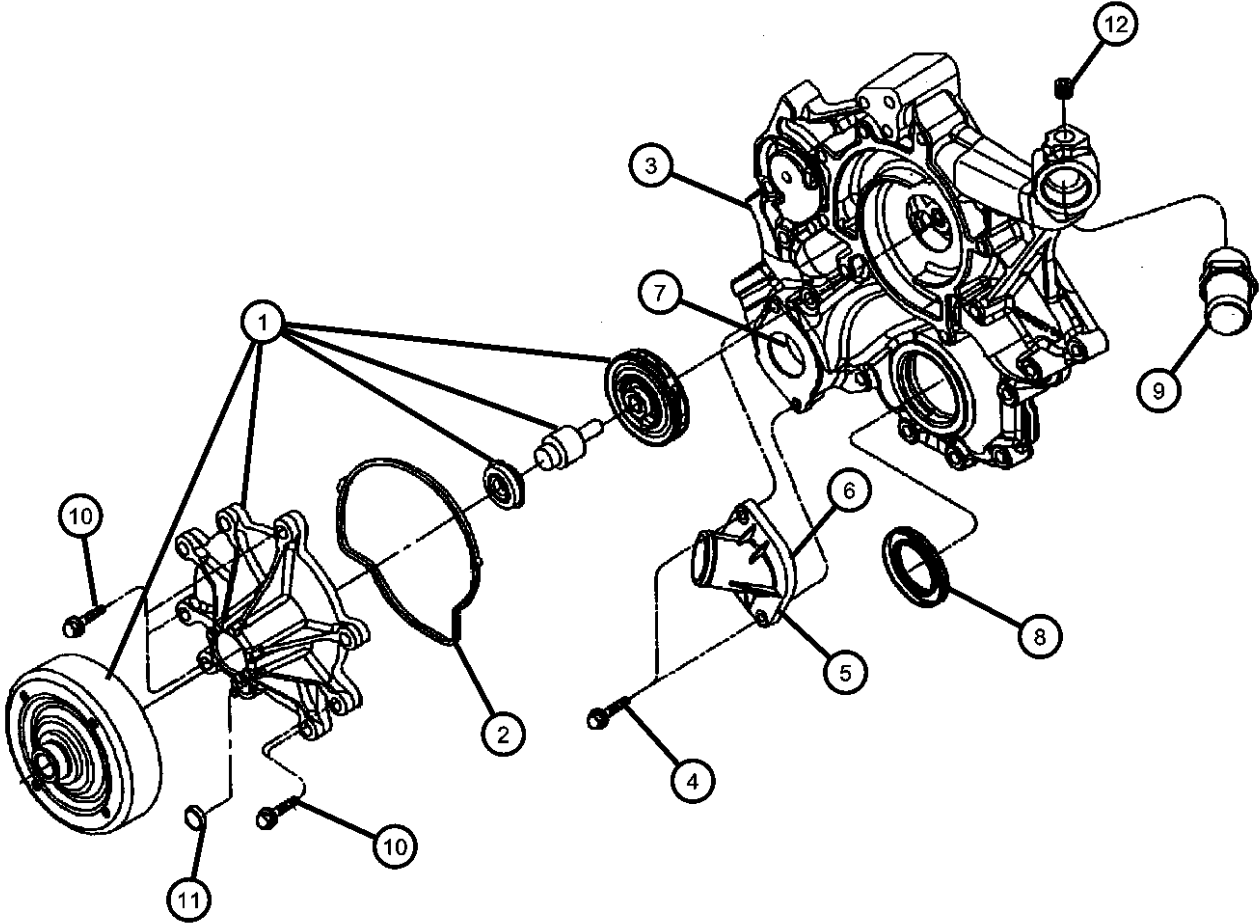
ASPEN (HG) SERIES	LINE	BODY	ENGINE	TRANSMISSION
P = PREMIUM	1 = Lt. Duty DODGE 2WD 5 = Lt. Duty DODGE 4WD	74 = SPORT UTILITY 4-DR TYPE #4	EVA = 4.7L V8 MPI Engine EVD = 4.7L V8 FFV Engine EZB = 5.7L Hemi Multi Displacement Engine	DGQ = 5-Spd Automatic 545RFE Transmission

AR = use ase required - = Non illustrated part

Water Pump and Related Parts [EV0]
Figure 7-205

ITEM	PART NUMBER	QTY	LINE	SERIES	BODY	ENGINE	TRANS	TRIM	DESCRIPTION
------	-------------	-----	------	--------	------	--------	-------	------	-------------

NOTES: Sales Codes:
[EK0] = All 3.7L 6 Cylinder Gas Engines
[EV0] = All 4.7L Gas Engines

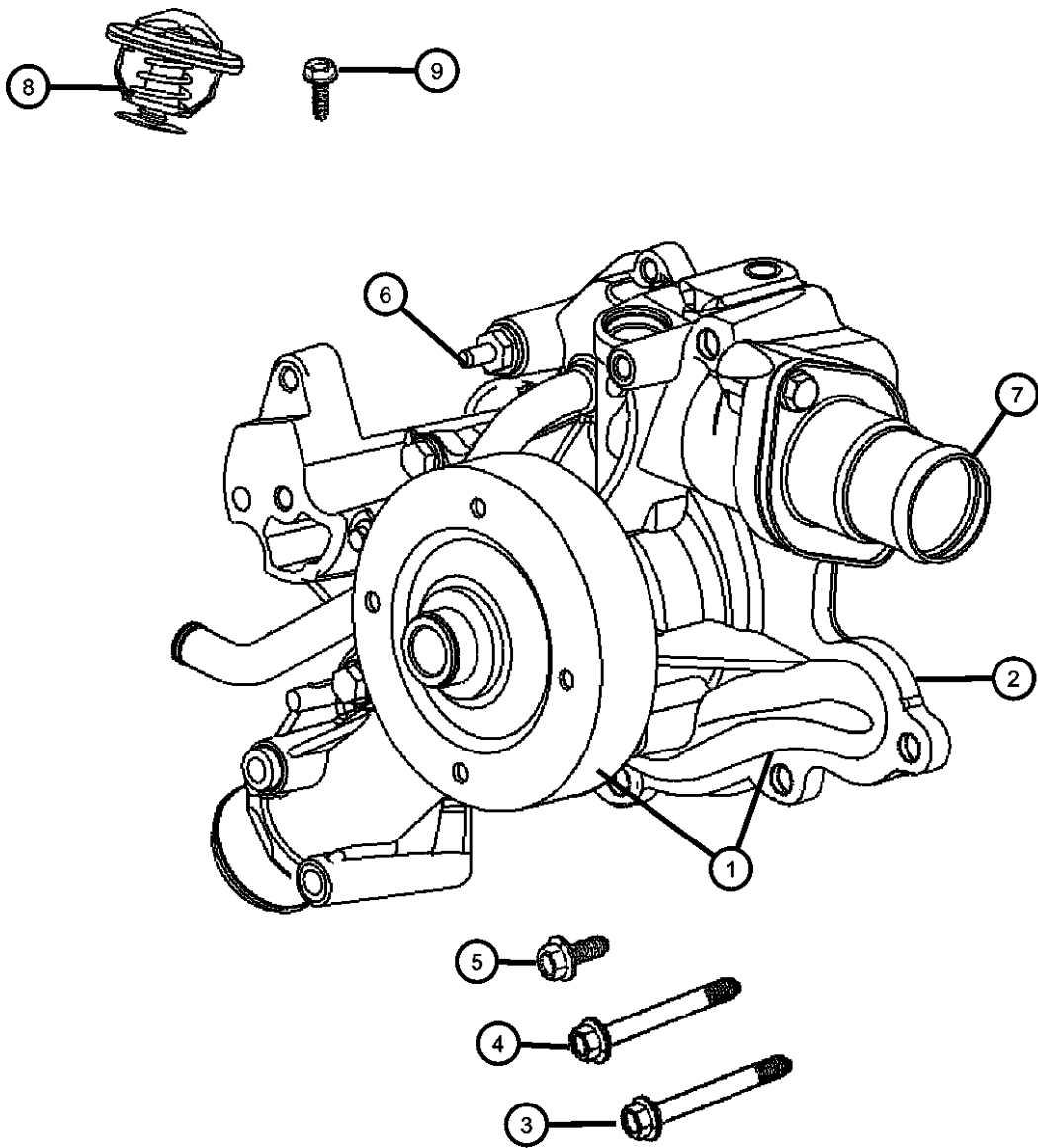


1									PUMP, Water
	53021380AL	1	1, 5			EZ0			
	53022189AB	1				EV0			
2	53021384AC	1	1, 5			EZ0			GASKET, Water Pump
3	06035854	2	1, 5			EVA, EVD			NIPPLE
4	06505502AA	2	1, 5			EV0			SCREW, Thermostat Housing To Front Cover
5	53020887AC	1	1, 5			EVA, EVD			HOUSING, Thermostat
6	53020887AC	1							GASKET, Thermostat, (NOT SERVICED)
7	52079476AC	1	1, 5			EVA, EVD			THERMOSTAT
8	53021313AA	1	1, 5			EVA, EVD			SEAL, Crankshaft Oil, Front
9	53021313AA	1							PIPE FITTING, Chain Case Cover, .375-18x2, (NOT SERVICED)
10	53021313AA	1							SCREW, M6x1x25, (NOT SERVICED)
11	53021313AA	1							PLUG, (NOT SERVICED)
12	53021313AA	1							PLUG, (NOT SERVICED)

ASPEN (HG)				
SERIES	LINE	BODY	ENGINE	TRANSMISSION
P = PREMIUM	1 = Lt. Duty DODGE 2WD 5 = Lt. Duty DODGE 4WD	74 = SPORT UTILITY 4-DR TYPE #4	EVA = 4.7L V8 MPI Engine EVD = 4.7L V8 FFV Engine EZB = 5.7L Hemi Multi Displacement Engine	DGQ = 5-Spd Automatic 545RFE Transmission

AR = use ase required - = Non illustrated part

Water Pump and Related Parts [EZB]
Figure 7-210

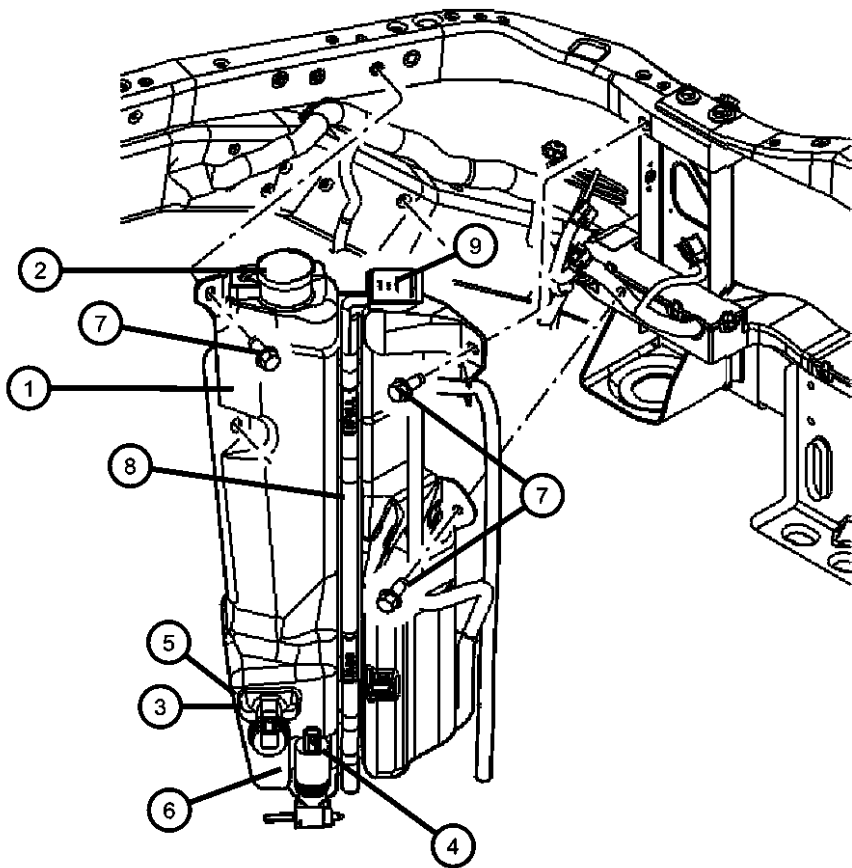


ITEM	PART NUMBER	QTY	LINE	SERIES	BODY	ENGINE	TRANS	TRIM	DESCRIPTION
1	53021380AL	1	1, 5			EZ0			PUMP, Water
2	53021384AC	1	1, 5			EZ0			GASKET, Water Pump
3	06506268AA	1	1, 5			EZ0			SCREW AND WASHER, Hex, Front Cover To Block Right Bushing
4	06506269AA	1	1, 5			EZ0			SCREW AND WASHER, Hex, Front Cover To Block
5	06506270AA	5	1, 5			EZ0			SCREW AND WASHER, Hex, Water Pump To Block
6	06506684AA	1	1, 5			EZ0			STUD
7	53021536AC	1	1, 5			EZ0			HOUSING, Thermostat
8	52028898AE	1	1, 5			EZ0			THERMOSTAT, 195 Degrees
9	06507071AA	2	1, 5			EZ0			SCREW AND WASHER, Hex, Thermostat Housing To Water Pump

ASPEN (HG)	LINE	BODY	ENGINE	TRANSMISSION
SERIES				
P = PREMIUM	1 = Lt. Duty DODGE 2WD 5 = Lt. Duty DODGE 4WD	74 = SPORT UTILITY 4-DR TYPE #4	EVA = 4.7L V8 MPI Engine EVD = 4.7L V8 FFV Engine EZB = 5.7L Hemi Multi Displacement Engine	DGQ = 5-Spd Automatic 545RFE Transmission

Coolant Tank
Figure 7-305

ITEM	PART NUMBER	QTY	LINE	SERIES	BODY	ENGINE	TRANS	TRIM	DESCRIPTION
1	55078086AE	1	1, 5						RESERVOIR, Washer and Coolant
2	68019746AA	1	1, 5						CAP, Coolant Recovery Bottle
3	05152031AA	1	1, 5						GROMMET, Washer Level Sensor
4	05152030AA	1	1, 5						GROMMET, Windshield Washer Pump
5	68019750AA	1	1, 5						SENSOR, Washer Fluid Level
6	05179153AB	1	1, 5						PUMP PACKAGE, Windshield Washer
7	05179153AB	1							SCREW, M8x1.25x30, (NOT SERVICED)
8	68019749AA	1	1, 5						DIPSTICK, Coolant Dipstick serviced in bottle only
9	68019748AA	1	1, 5						CAP, Washer Reservoir
-10	HWV00532AB	1	1, 5						HOSE 1FT, Windshield Washer, 5/32"

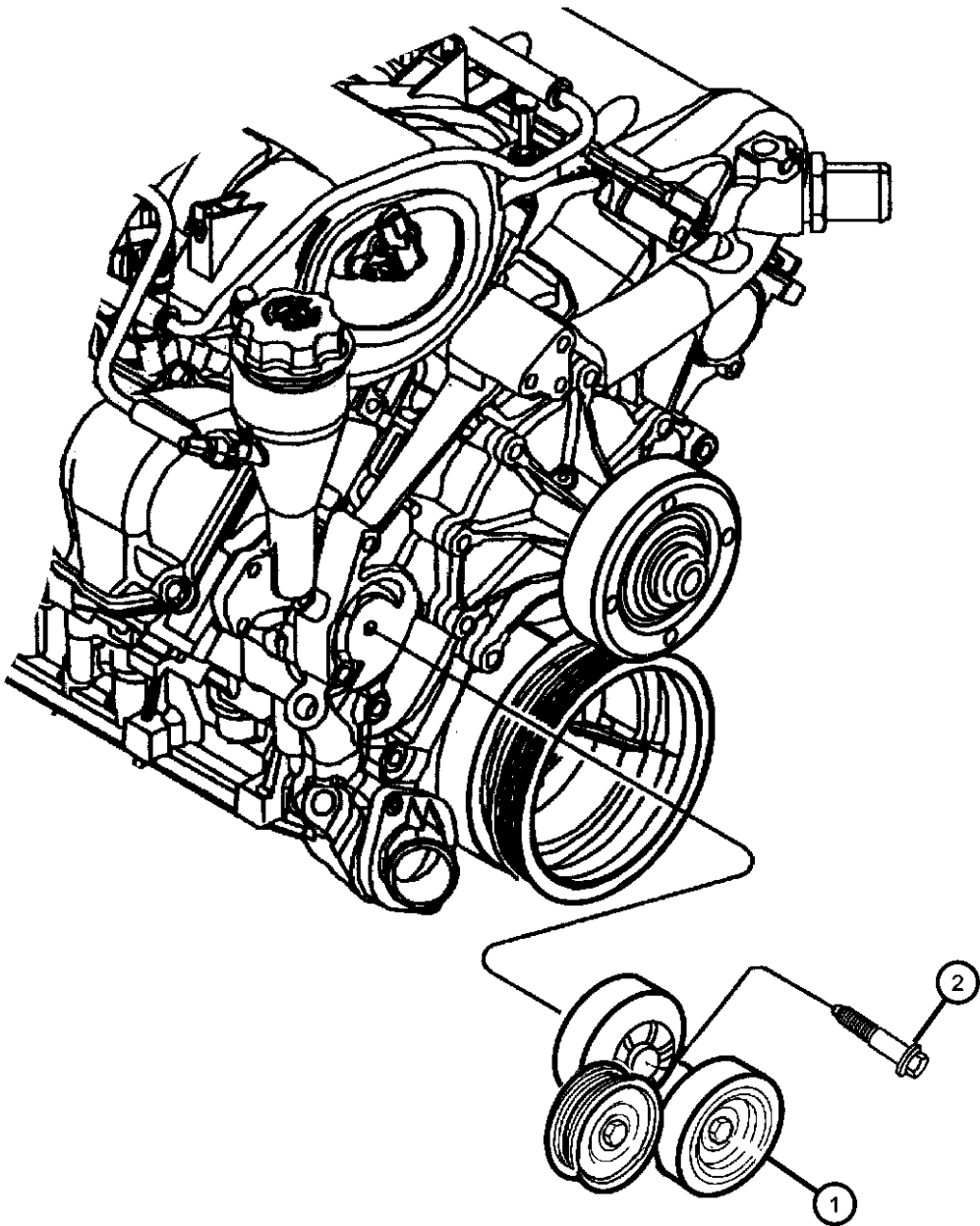


ASPEN (HG)				
SERIES	LINE	BODY	ENGINE	TRANSMISSION
P = PREMIUM	1 = Lt. Duty DODGE 2WD 5 = Lt. Duty DODGE 4WD	74 = SPORT UTILITY 4-DR TYPE #4	EVA = 4.7L V8 MPI Engine EVD = 4.7L V8 FFV Engine EZB = 5.7L Hemi Multi Displacement Engine	DGQ = 5-Spd Automatic 545RFE Transmission

Drive Pulleys, 4.7L Engine
Figure 7-405

ITEM	PART NUMBER	QTY	LINE	SERIES	BODY	ENGINE	TRANS	TRIM	DESCRIPTION
------	----------------	-----	------	--------	------	--------	-------	------	-------------

Note: EV0 = All 4.7L Gas Engines									
1	53030958AC	1	1, 5			EV0			TENSIONER, Alternator Belt
2	06504930AA	1	1, 5			EV0			SCREW AND WASHER, Hex Head, M10x1.5x70, Tensioner To Front Cover



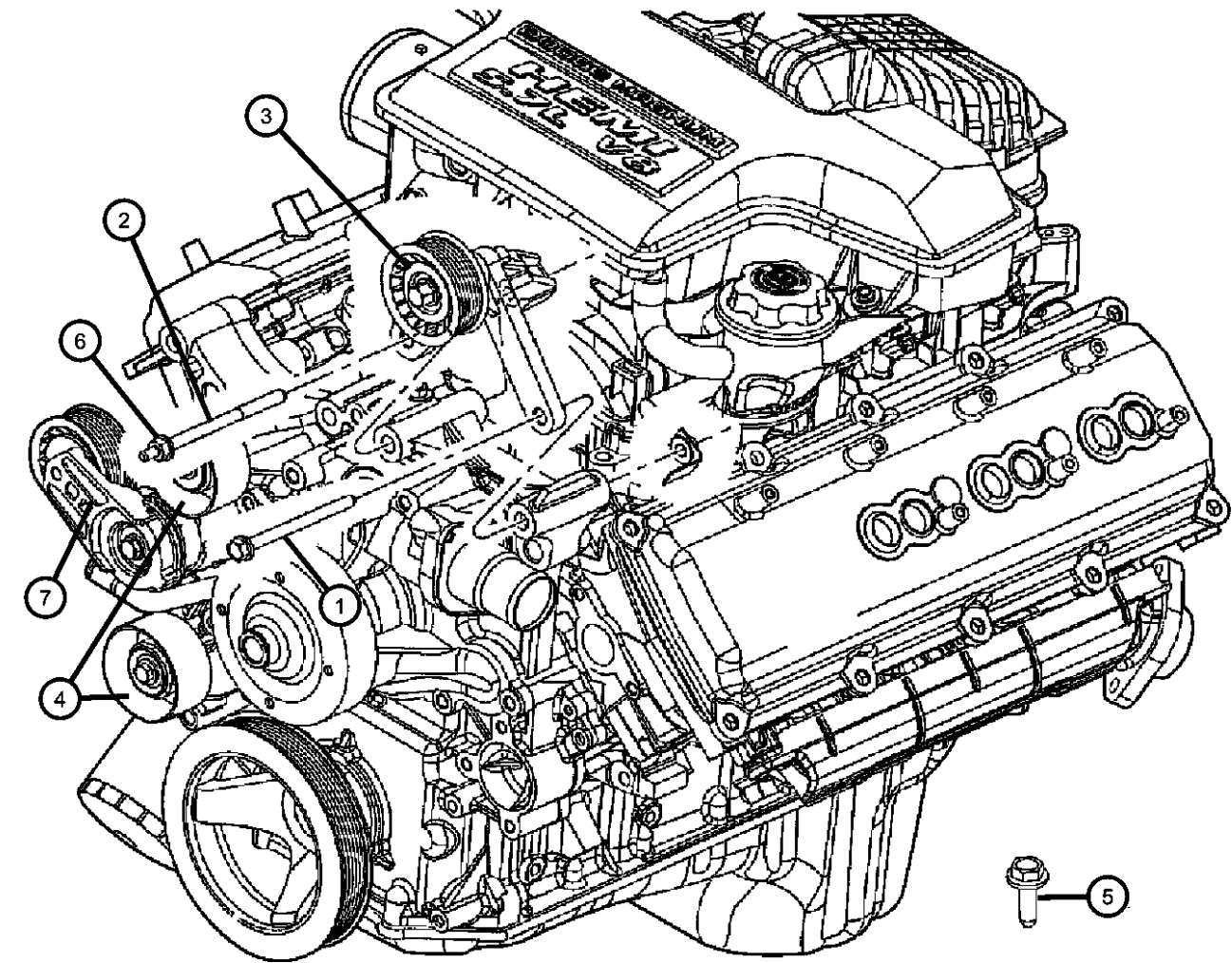
ASPEN (HG)				
SERIES	LINE	BODY	ENGINE	TRANSMISSION
P = PREMIUM	1 = Lt. Duty DODGE 2WD 5 = Lt. Duty DODGE 4WD	74 = SPORT UTILITY 4-DR TYPE #4	EVA = 4.7L V8 MPI Engine EVD = 4.7L V8 FFV Engine EZB = 5.7L Hemi Multi Displacement Engine	DGQ = 5-Spd Automatic 545RFE Transmission

Drive Pulleys, 5.7L Engines
Figure 7-410

ITEM	PART NUMBER	QTY	LINE	SERIES	BODY	ENGINE	TRANS	TRIM	DESCRIPTION
------	----------------	-----	------	--------	------	--------	-------	------	-------------

NOTES: Sales Codes:
[EZ0] = All 5.7L 8 Cylinder Gas Engines

1	06506688AA	1	1, 5			EZ0			SCREW AND WASHER, Hex, A/C and Idler Assy OTR To Engine
2	06506723AA	1	1, 5			EZ0			STUD, Double Ended, A/C and Idler Assy INR To Engine
3	06506723AA	1							PULLEY, Idler, (NOT SERVICED)
4	53032645AA	2	1, 5			EZ0			PULLEY, Idler
5	06507442AA	2	1, 5			EZ0			SCREW AND WASHER, Hex, Pulley To Water Pump Front Cover
6	06101695	3				EZ0			NUT, Hex Flange Lock
7	53032130AA	1	1, 5			EZ0			TENSIONER, Belt
-8	53032128AB	1	1, 5			EZ0			PULLEY, Power Steering Pump



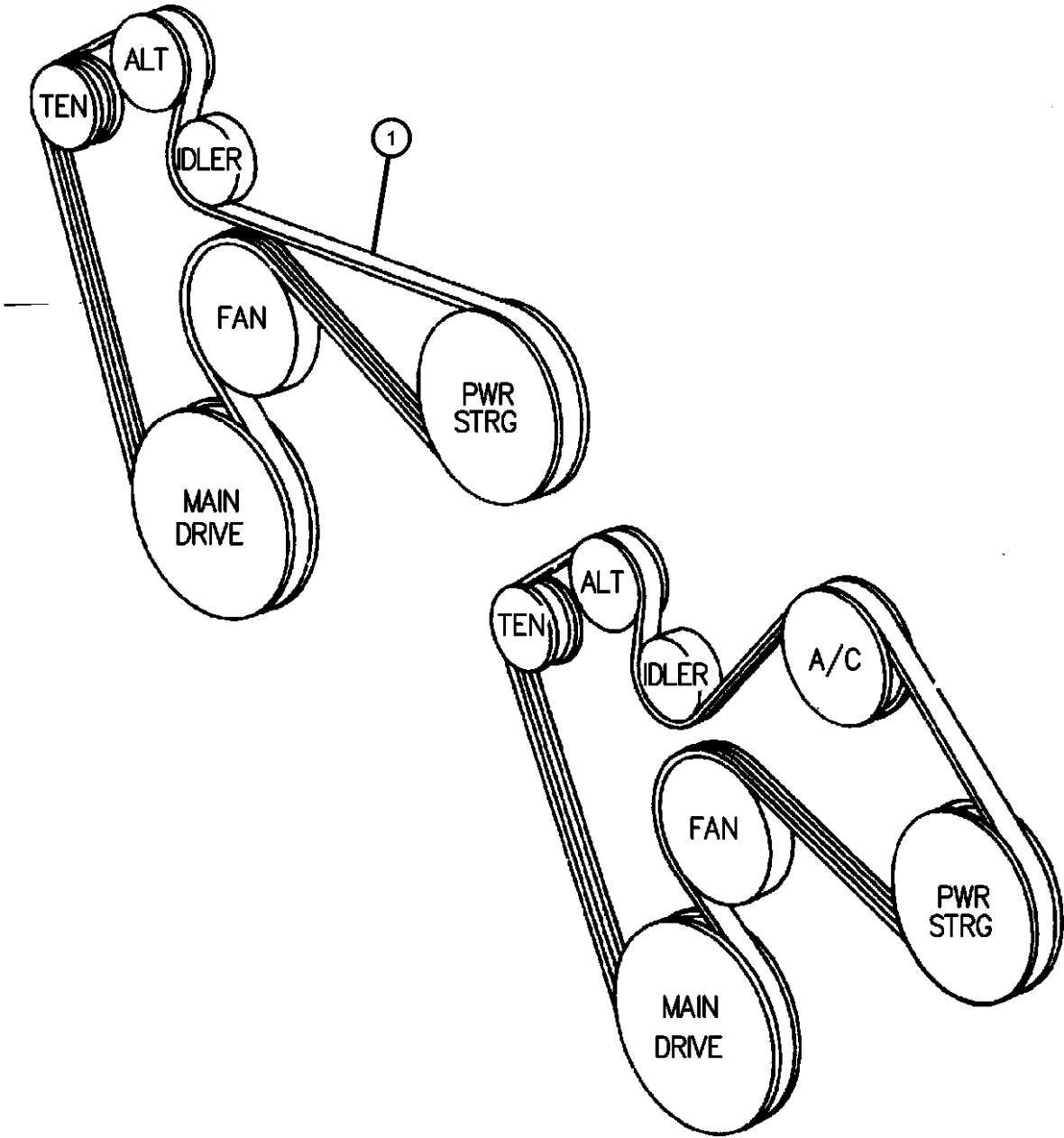
ASPEN (HG)				
SERIES	LINE	BODY	ENGINE	TRANSMISSION
P = PREMIUM	1 = Lt. Duty DODGE 2WD 5 = Lt. Duty DODGE 4WD	74 = SPORT UTILITY 4-DR TYPE #4	EVA = 4.7L V8 MPI Engine EVD = 4.7L V8 FFV Engine EZB = 5.7L Hemi Multi Displacement Engine	DGQ = 5-Spd Automatic 545RFE Transmission

Drive Belts, 4.7L Engines
Figure 7-510

ITEM	PART NUMBER	QTY	LINE	SERIES	BODY	ENGINE	TRANS	TRIM	DESCRIPTION
------	-------------	-----	------	--------	------	--------	-------	------	-------------

NOTES: Sales Codes:
[EV0] = 4.7L Gas Engines

1	53032817AB	1	1, 5			EV0			BELT, Accessory Drive
---	------------	---	------	--	--	-----	--	--	-----------------------



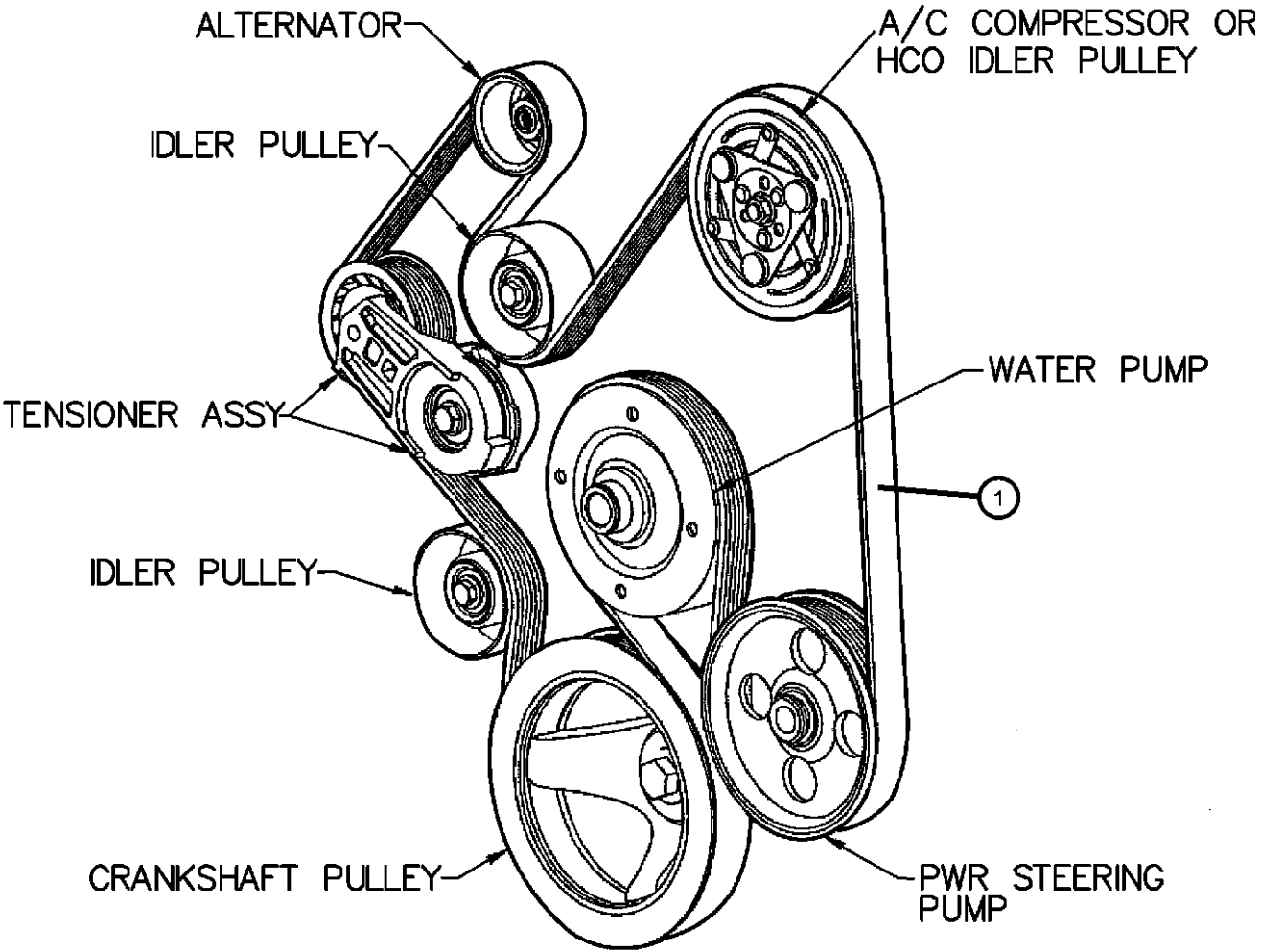
ASPEN (HG)									
SERIES	LINE	BODY	ENGINE	TRANSMISSION					
P = PREMIUM	1 = Lt. Duty DODGE 2WD 5 = Lt. Duty DODGE 4WD	74 = SPORT UTILITY 4-DR TYPE #4	EVA = 4.7L V8 MPI Engine EVD = 4.7L V8 FFV Engine EZB = 5.7L Hemi Multi Displacement Engine	DGQ = 5-Spd Automatic 545RFE Transmission					

Drive Belts, 5.7L Engines
Figure 7-512

ITEM	PART NUMBER	QTY	LINE	SERIES	BODY	ENGINE	TRANS	TRIM	DESCRIPTION
------	-------------	-----	------	--------	------	--------	-------	------	-------------

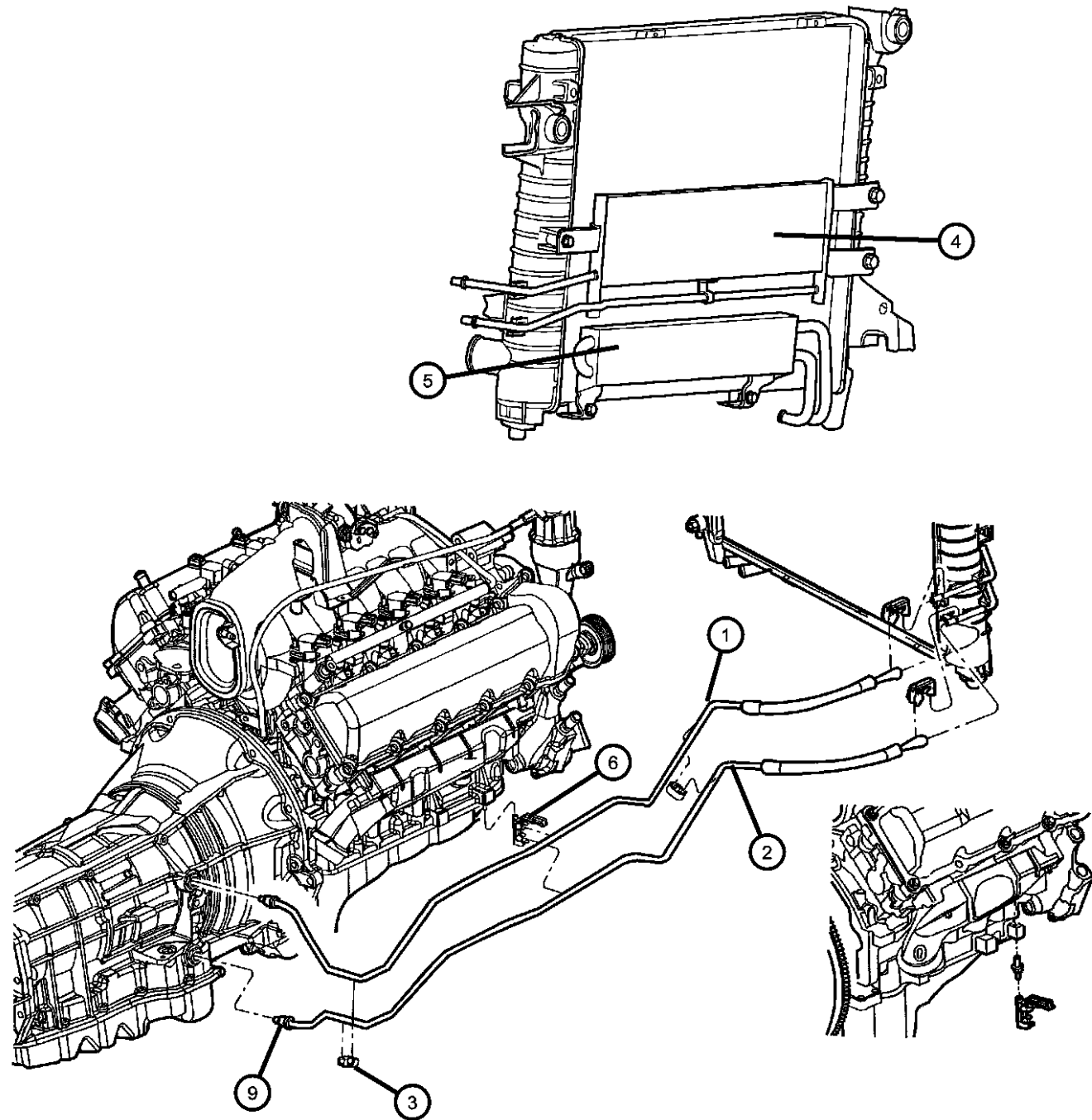
NOTES: Sales Code:
[EZ0] = 5.7L 8 Cylinder Gas Engines

1	53032805AB	1	1, 5			EZ0			BELT, Accessory Drive
---	------------	---	------	--	--	-----	--	--	-----------------------



ASPEN (HG) SERIES	LINE	BODY	ENGINE	TRANSMISSION
P = PREMIUM	1 = Lt. Duty DODGE 2WD 5 = Lt. Duty DODGE 4WD	74 = SPORT UTILITY 4-DR TYPE #4	EVA = 4.7L V8 MPI Engine EVD = 4.7L V8 FFV Engine EZB = 5.7L Hemi Multi Displacement Engine	DGQ = 5-Spd Automatic 545RFE Transmission

Oil Cooler Lines, 4.7, 5.7L Engines
Figure 7-610



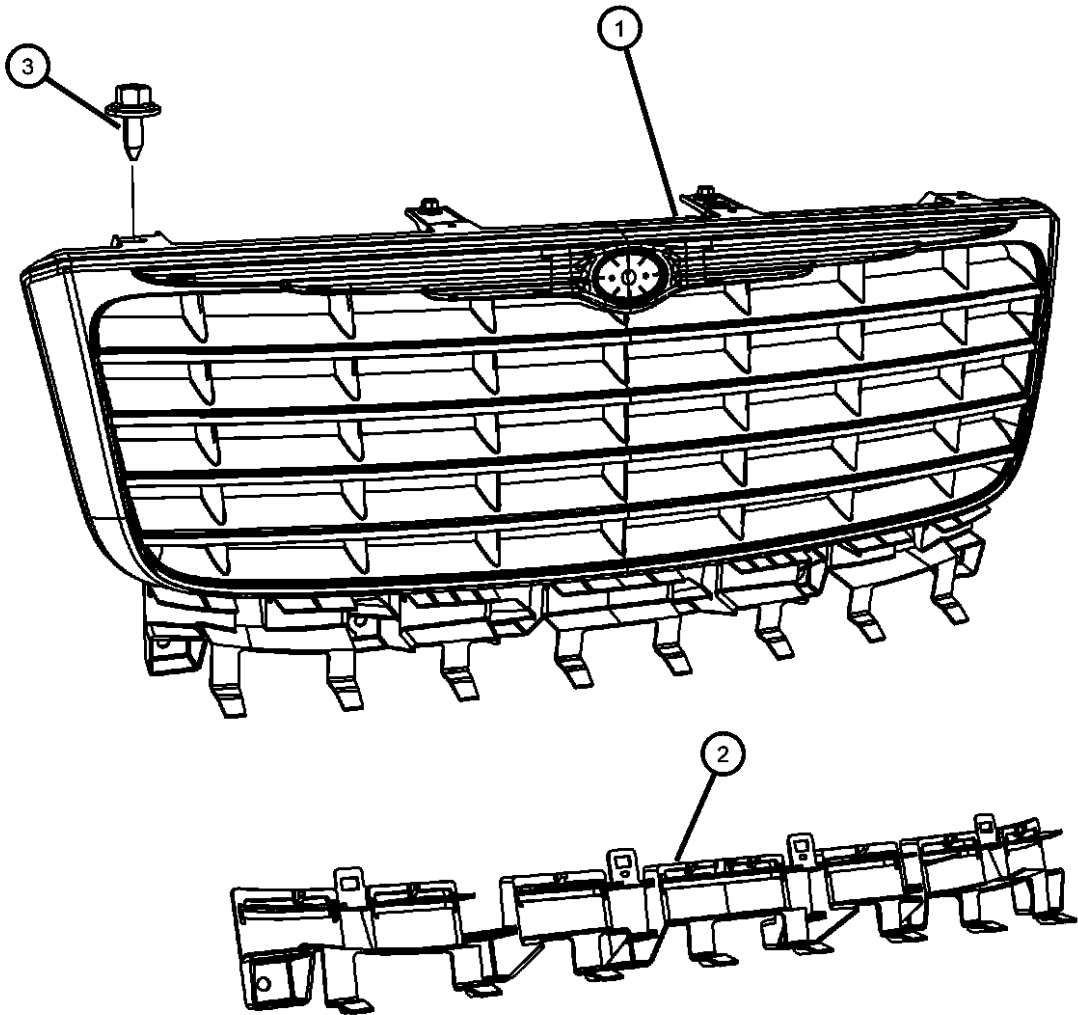
ITEM	PART NUMBER	QTY	LINE	SERIES	BODY	ENGINE	TRANS	TRIM	DESCRIPTION
NOTES: Sales Codes: [DG0] = All Automatic Transmissions									
1	55056534AA	1	1, 5				DGQ		TUBE AND HOSE, Oil Cooler, Oil Cooler To Radiator, Return
2	55056533AB	1	1, 5				DGQ		TUBE AND HOSE, Oil CoolerPressure
3	06035358	2	1, 5				DG0		CLIP, Oil Cooler Tube
4									COOLER, Transmission Oil
	52029008AB	1	1, 5			EZ0			
	52029009AB	1	1, 5						
		1	1, 5			EV0			
5	55056348AB	1	1, 5						COOLER, Power Steering
6	52079789AB	1	1, 5				DG0		CLIP, Cooler Lines
-7	05127805AA	5	1, 5						SCREW, Hex Flange Head
-8	05127804AA	1	1, 5						CLIP, Cooler Lines
9									FITTING, Quick Connect
	52119547AA	2	1			EV0	DGQ		
		2	5			EV0	DGQ		
		2	1			EZ0	DGQ		
		2	5			EZ0	DGQ		

ASPEN (HG)	LINE	BODY	ENGINE	TRANSMISSION
SERIES				
P = PREMIUM	1 = Lt. Duty DODGE 2WD 5 = Lt. Duty DODGE 4WD	74 = SPORT UTILITY 4-DR TYPE #4	EVA = 4.7L V8 MPI Engine EVD = 4.7L V8 FFV Engine EZB = 5.7L Hemi Multi Displacement Engine	DGQ = 5-Spd Automatic 545RFE Transmission

AR = use ase required - = Non illustrated part

Grille and Related Parts
Figure 7-710

ITEM	PART NUMBER	QTY	LINE	SERIES	BODY	ENGINE	TRANS	TRIM	DESCRIPTION
1	55078016AE	1	1, 5						GRILLE, Radiator, Chrome Grille
2	55364745AA	1	1, 5						BRACKET, Grille
3	55364745AA	1							SCREW, M8x1.25x25, (NOT SERVICED)

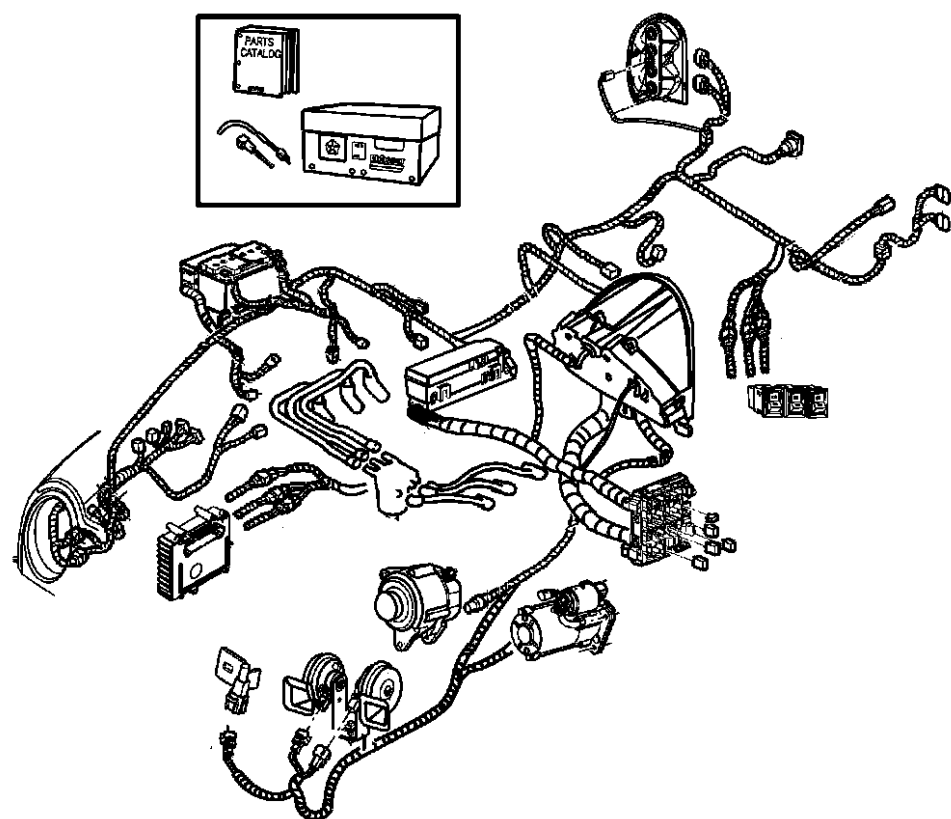


ASPEN (HG)	LINE	BODY	ENGINE	TRANSMISSION
SERIES				
P = PREMIUM	1 = Lt. Duty DODGE 2WD 5 = Lt. Duty DODGE 4WD	74 = SPORT UTILITY 4-DR TYPE #4	EVA = 4.7L V8 MPI Engine EVD = 4.7L V8 FFV Engine EZB = 5.7L Hemi Multi Displacement Engine	DGQ = 5-Spd Automatic 545RFE Transmission

AR = use ase required - = Non illustrated part

Group - 8

Electrical



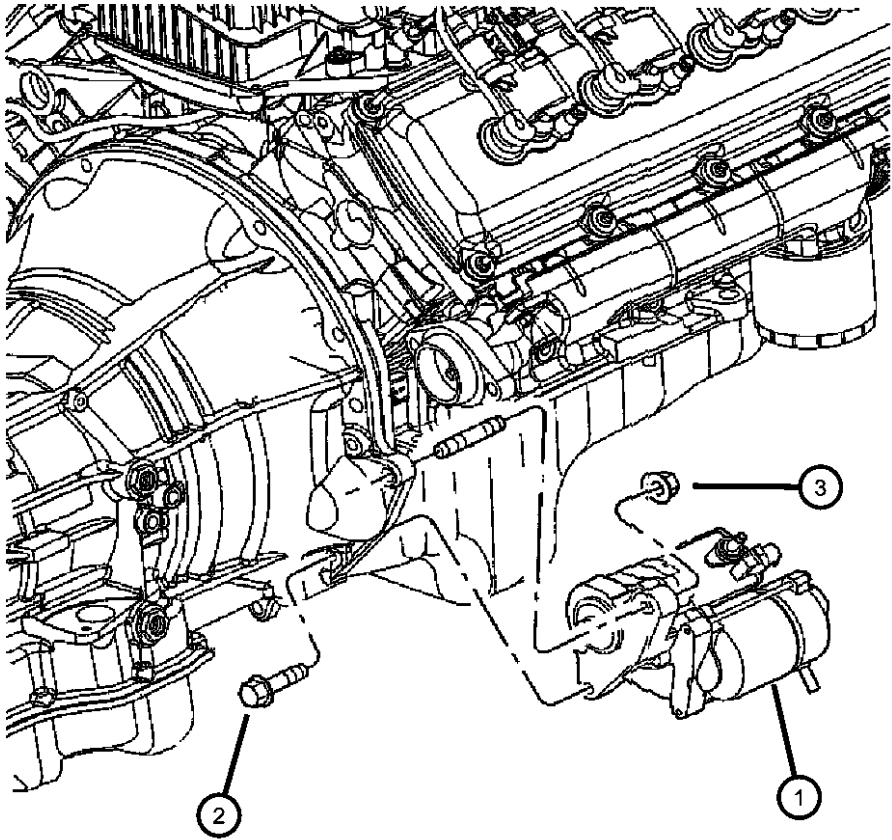
008-1700 Air Bag Systems	008-1800 Park Assist	008-1900 Spark Plugs-Cables-Coils	008-200 Alternators
008-400 Modules	008-500 Relays	008-600 Sensors	008-700 Single Board Engine Controllers
008-800 Switches	008-900 Horns		

008-100 Starters	008-1000 Battery Tray and Cables	008-1100 Lamps - Front, Rear and Courtesy	008-1200 Wiring-Engine & Related Parts
008-1300 Wiring-Headlamp to Dash	008-1400 Wiring-Instrument Panel	008-1500 Wiring-Body & Accessories	008-1600 Wiring Repair

Group - 8 Electrical		Spark Plugs-Cables-Coils
Illustration Title	Group-Fig. No.	Spark Plugs--Cables--Coils [4.7L Engine].....Fig. 8 - 1905 Spark Plugs -- Coils [5.7L Engine]Fig. 8 - 1910
Starters		
Starter and Mounting [4.7L and 5.7L Engines].....	Fig. 8 - 110	
Alternators		
Alternator and Mounting [4.7L and 5.7L Engines]	Fig. 8 - 210	
Modules		
Modules.....	Fig. 8 - 405	
Relays		
Relays Power Distribution Center.....	Fig. 8 - 505	
Relays Junction Block	Fig. 8 - 510	
Sensors		
Sensors, Engine 4.7L [EV0]	Fig. 8 - 620	
Sensors, Engine 5.7L [EZO].....	Fig. 8 - 630	
Sensors, Oxygen 4.7L EV0 5.7L [EZ0]	Fig. 8 - 635	
Sensors Drive Train.....	Fig. 8 - 640	
Sensors Body.....	Fig. 8 - 650	
Single Board Engine Controllers		
Single Board Engine Controllers (JTEC)	Fig. 8 - 705	
Switches		
Switches Instrument Panel - Console	Fig. 8 - 810	
Switches Drive Train	Fig. 8 - 820	
Switches Body.....	Fig. 8 - 830	
Horns		
Horn & Mounting	Fig. 8 - 910	
Battery Tray and Cables		
Battery Tray & Cables	Fig. 8 - 1010	
Engine Block Heaters.....	Fig. 8 - 1015	
Lamps - Front, Rear and Courtesy		
Lamps--Front End.....	Fig. 8 - 1130	
Lamps--Rear End	Fig. 8 - 1140	
Lamps--Dome-Courtesy-Reading.....	Fig. 8 - 1150	
Wiring-Engine & Related Parts		
Wiring--Engine.....	Fig. 8 - 1205	
Ground Straps.....	Fig. 8 - 1210	
Wiring-Headlamp to Dash		
Wiring--Headlamp / Dash.....	Fig. 8 - 1310	
Wiring-Instrument Panel		
Wiring--Instrument Panel	Fig. 8 - 1410	
Wiring-Body & Accessories		
Wiring Body.....	Fig. 8 - 1505	
Wiring Chassis	Fig. 8 - 1510	
Wiring Seats.....	Fig. 8 - 1515	
Wiring Repair		
Wiring Repair Kit	Fig. 8 - 1605	
Air Bag Systems		
Air Bag Modules and Sensors.....	Fig. 8 - 1705	
Air Bags and Clock Spring.....	Fig. 8 - 1710	
Park Assist		
Park Assist Detection System.....	Fig. 8 - 1805	

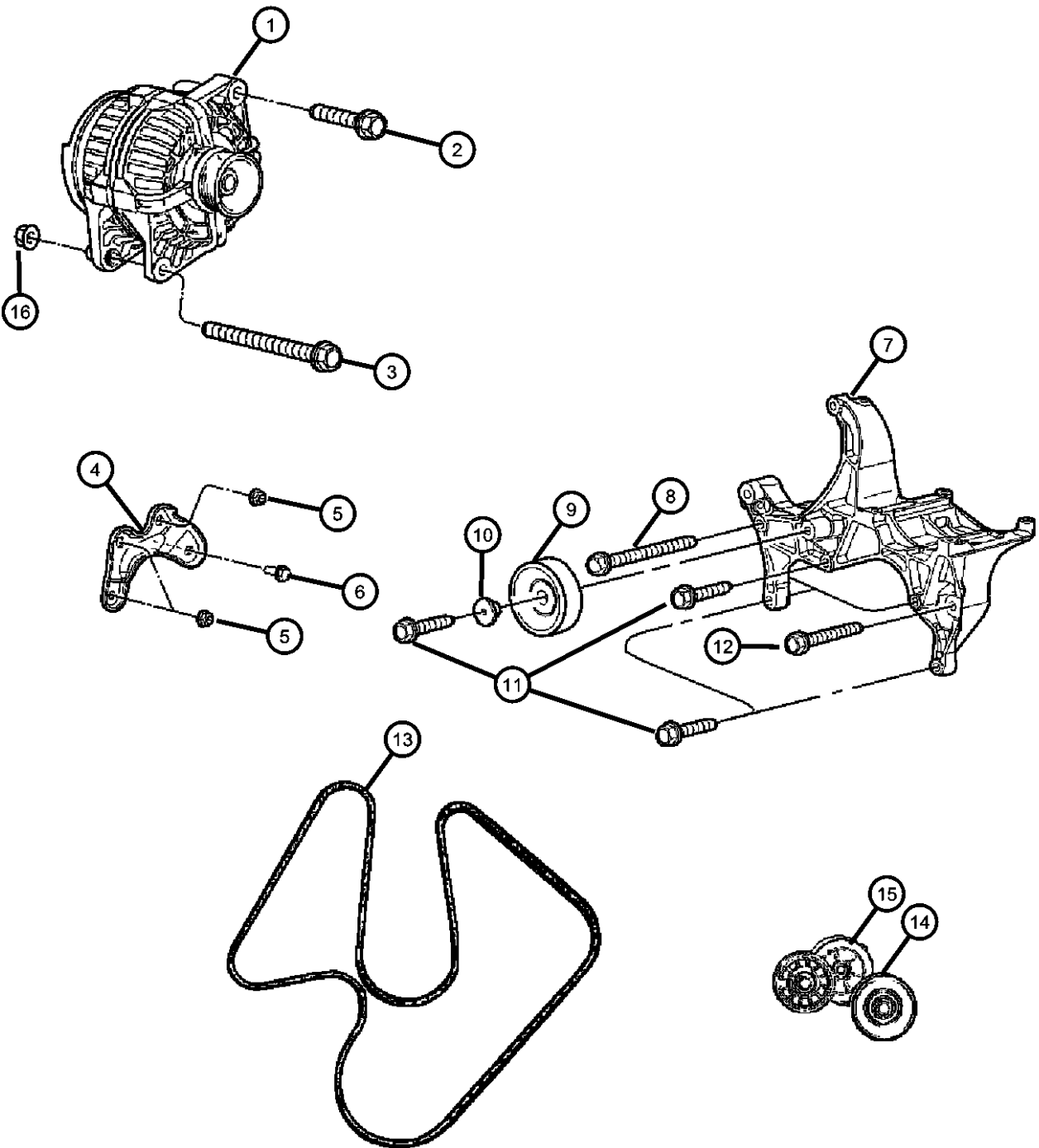
Starter and Mounting [4.7L and 5.7L Engines]
Figure 8-110

ITEM	PART NUMBER	QTY	LINE	SERIES	BODY	ENGINE	TRANS	TRIM	DESCRIPTION
1	56029750AB	1	1, 5		74	EV0, EZ0			STARTER
2	06101985	1				EV0, EZ0			SCREW AND WASHER, M10x1.50x45.00
3	06506929AA	1	1, 5		74				NUT, Hex Flange Lock, M8x1.25, Starter cable to starter



ASPEN (HG) SERIES P = PREMIUM	LINE 1 = Lt. Duty DODGE 2WD 5 = Lt. Duty DODGE 4WD	BODY 74 = SPORT UTILITY 4-DR TYPE #4	ENGINE EVA = 4.7L V8 MPI Engine EVD = 4.7L V8 FFV Engine EZB = 5.7L Hemi Multi Displacement Engine	TRANSMISSION DGQ = 5-Spd Automatic 545RFE Transmission
--	--	---	---	---

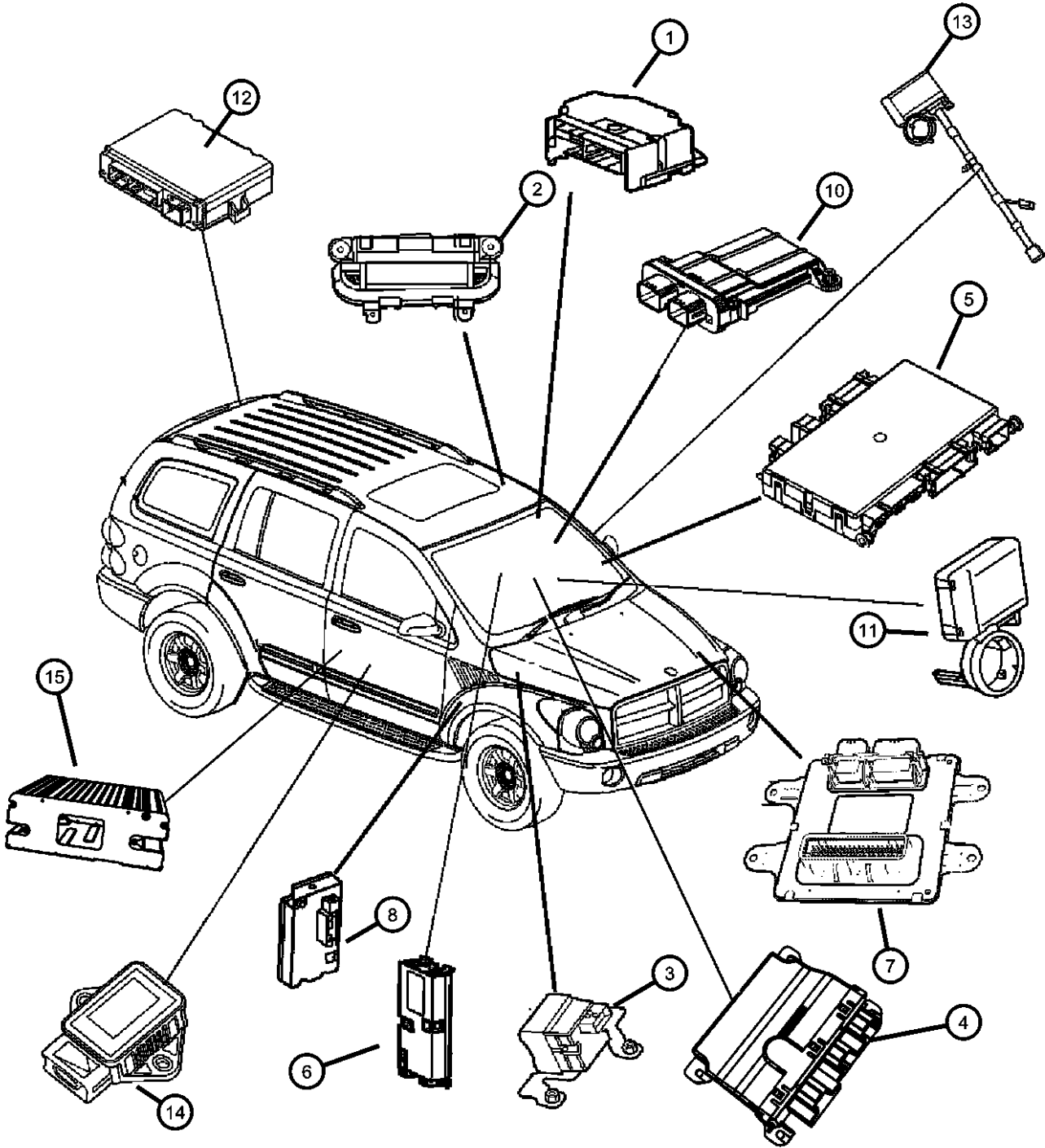
Alternator and Mounting [4.7L and 5.7L Engines]
Figure 8-210



ITEM	PART NUMBER	QTY	LINE	SERIES	BODY	ENGINE	TRANS	TRIM	DESCRIPTION
1									ALTERNATOR
	56028697AE	1	1, 5		74	EZ0			[BAB]
	56029914AD	1	1, 5		74	EV0			[BAB]
2	06506337AA	1	1, 5		74	EZ0			SCREW AND WASHER, Hex Head, Alternator to cylinder head outer
3	06506724AA	1	1, 5		74	EZ0			STUD, Double Ended, Alternator to cylinder head inner
4	53032387AA	1	1, 5		74	EZ0			BRACKET, Alternator And Compressor
5	06101695	3				EZ0			NUT, Hex Flange Lock
6	06505488AA	1	1, 5		74	EV0			SCREW AND WASHER, Hex, Alternator to engine block
7	53032387AA	1	1, 5		74	EZ0			BRACKET, Alternator And Compressor
8	53032387AA	1							BOLT, Hex Head, .375-16x.25, (NOT SERVICED)
9	53032645AA	2	1, 5		74	EZ0			PULLEY, Idler
10	53032645AA	2							BUSHING, Idler Pulley, (NOT SERVICED)
11	06506337AA	1	1, 5		74	EZ0			SCREW AND WASHER, Hex Head, Alternator to cylinder head
12	06506337AA	1							BOLT, Hex Head, .375-16x.75, (NOT SERVICED)
13									BELT, Accessory Drive
	53032805AB	1	1, 5		74	EZ0			
	53032817AB	1	1, 5		74	EV0			
14	53030958AC	1	1, 5		74	EV0			TENSIONER, Alternator Belt
15	53032130AA	1	1, 5		74	EZ0			TENSIONER, Belt
16	53032130AA	1							NUT, .375-16, (NOT SERVICED)

ASPEN (HG)				
SERIES	LINE	BODY	ENGINE	TRANSMISSION
P = PREMIUM	1 = Lt. Duty DODGE 2WD 5 = Lt. Duty DODGE 4WD	74 = SPORT UTILITY 4-DR TYPE #4	EVA = 4.7L V8 MPI Engine EVD = 4.7L V8 FFV Engine EZB = 5.7L Hemi Multi Displacement Engine	DGQ = 5-Spd Automatic 545RFE Transmission

Modules
Figure 8-405

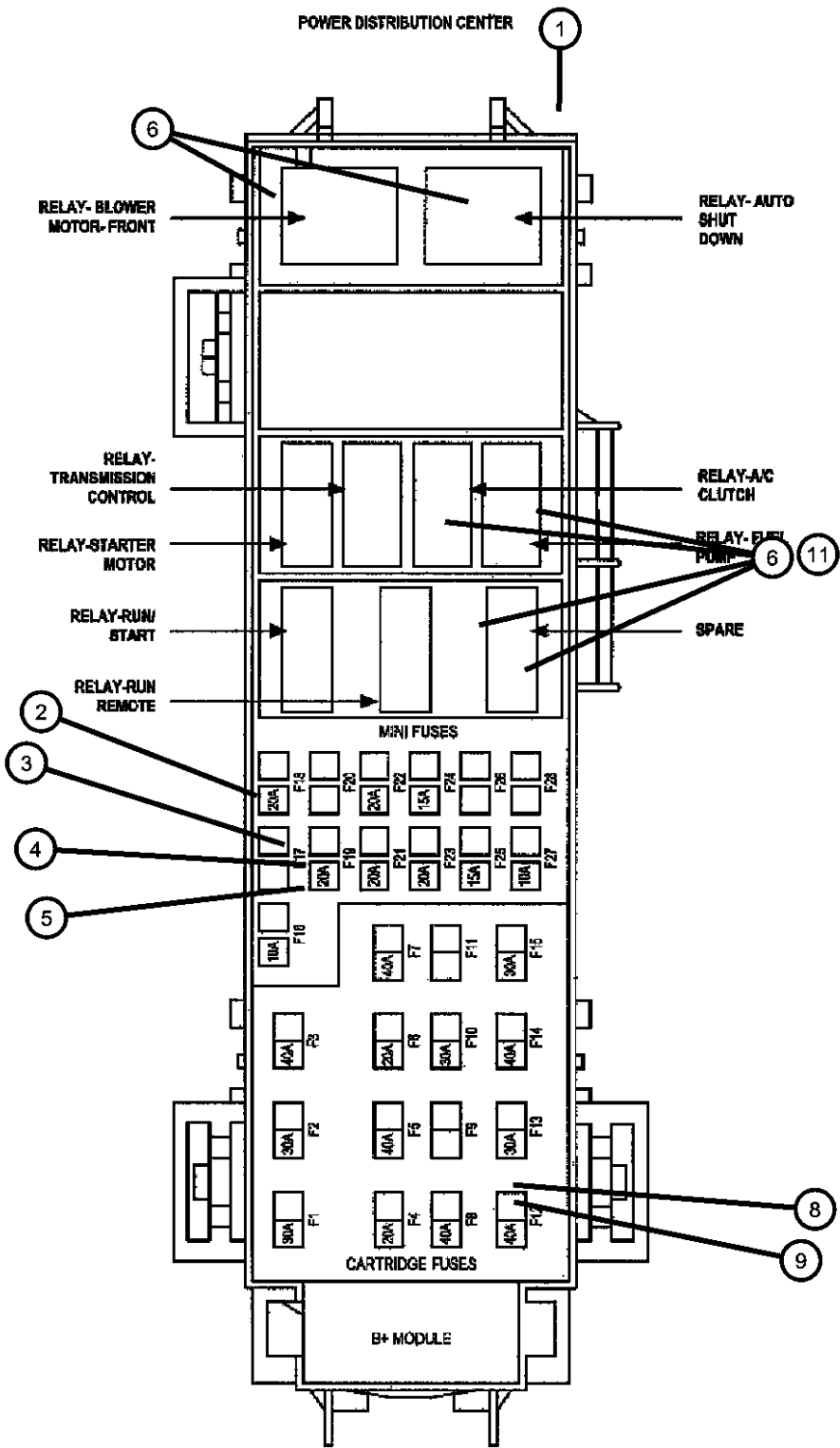


ITEM	PART NUMBER	QTY	LINE	SERIES	BODY	ENGINE	TRANS	TRIM	DESCRIPTION
1	04896158AA	1	1, 5		74				MODULE, Occupant Restraint [CG1,CG3,CGS]
	56043319AF	1	1, 5		74				[CG1,CG3]
2	56046038AB	1	1, 5		74				MODULE, Overhead Console Up to 08/04/06
	56046038AC	1	1, 5		74				After 08/04/06
3	05183488AA	1	1, 5		74				MODULE, Anti-lock Brakes
4	04602620AF	2	1, 5		74				MODULE, Door
	04602621AF	2	1, 5		74				[LEM]
5	04602797AB	1	1, 5		74				MODULE, Seat Memory
6	04602670AA	1	1, 5		74				MODULE, Heated Seat Control
7	04692098AF	1	1		74				MODULE, Front Control
	04692103AF	1	5		74				
8	05064070AG	1	1, 5		74				MODULE, Telematics Before 1/15/07
	05064070AH	1	1, 5		74				After 1/15/07
	56046033AE	1	1, 5		74				Before 1/15/07 With bracket
-9	06101945	2	1, 5		74				SCREW
10	56043195BD	1	1, 5		74				MODULE, Occupant Classification
11	05026173AE	1	1, 5		74				RECEIVER, Control Module [GXR,GXX]
	05026176AE	1	1, 5		74				[XBM,GXR,GXX]
12	55362865AF	1	1, 5		74				MODULE, Liftgate
13	05026173AE	1	1, 5		74				RECEIVER, Control Module [GXR,GXX]
	05026176AE	1	1, 5		74				[XBM,GXR,GXX]
14	56038834AA	1	1, 5		74				MODULE, Electronic Stability
15	05026278AA	1	1, 5		74				MODULE, Power Inverter Up to 07/31/06
	05026278AB	1	1, 5		74				After 07/31/06

ASPEN (HG)									
SERIES	LINE								
P = PREMIUM	1 = Lt. Duty DODGE 2WD 5 = Lt. Duty DODGE 4WD			BODY 74 = SPORT UTILITY 4-DR TYPE #4		ENGINE EVA = 4.7L V8 MPI Engine EVD = 4.7L V8 FFV Engine EZB = 5.7L Hemi Multi Displacement Engine		TRANSMISSION DGQ = 5-Spd Automatic 545RFE Transmission	

AR = use ase required - = Non illustrated part

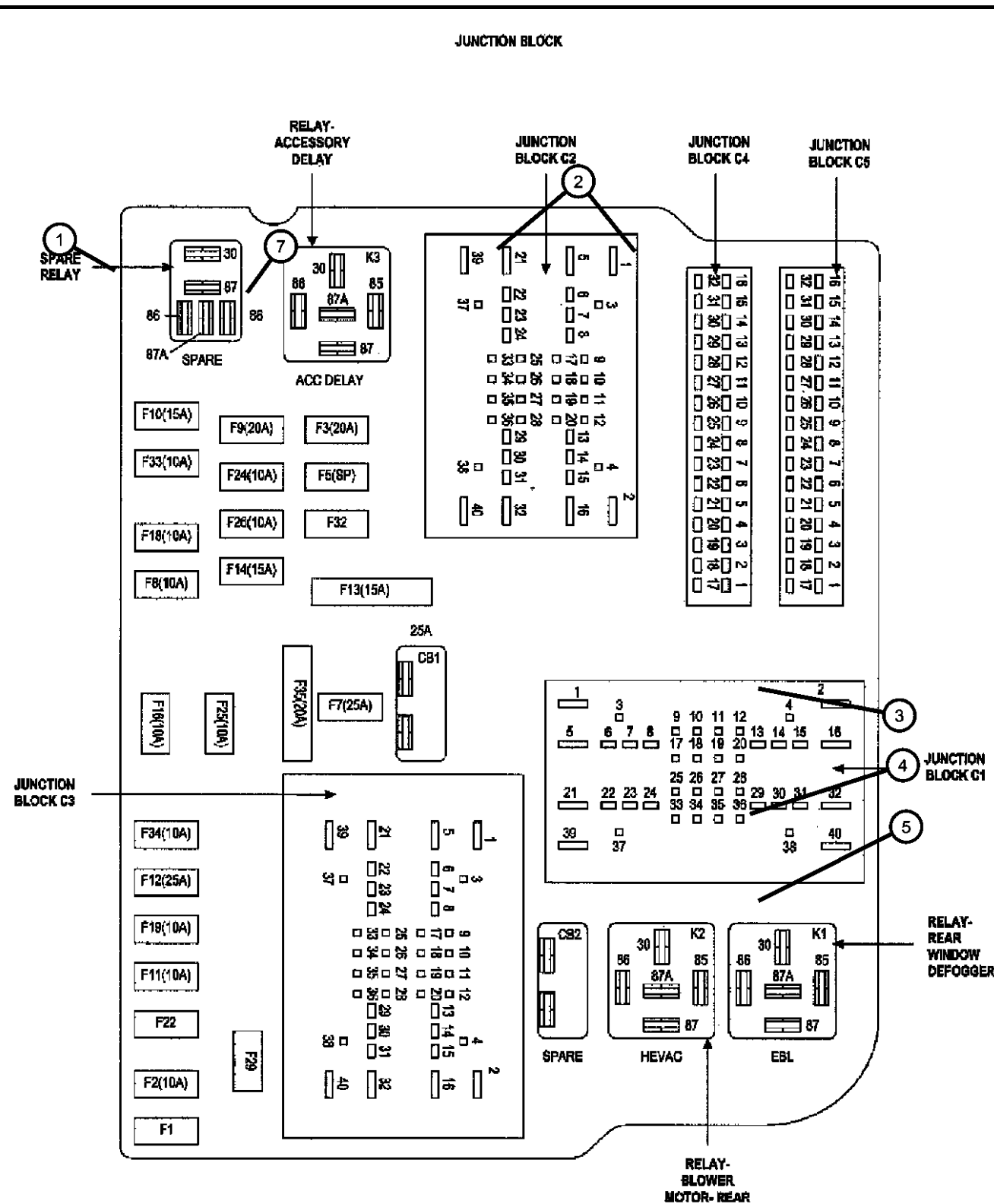
Relays Power Distribution Center
Figure 8-505



ITEM	PART NUMBER	QTY	LINE	SERIES	BODY	ENGINE	TRANS	TRIM	DESCRIPTION
1	04692097AB	1	1		74				POWER DISTRIBUTION CENTER
		1	5		74				
2	06101481	1	1, 5		74				FUSE, Mini, 2 AMP, Gray
3	000ATM10	12	1, 5		74				FUSE, Mini, 10 AMP, Red
4	000ATM20	3	1, 5		74				FUSE, Mini, 20 AMP, Yellow
5	000ATM30	2	1, 5		74				FUSE, Mini, 30 AMP, Green
6	04671168	1	1, 5		74				RELAY, Mini
-7	05127783AB	1	1		74				COVER, Power Distribution Center
		1	5		74				
8	04868007AA	1	5		74				FUSE CARTRIDGE, 30 Amp
		1	1		74				
9	06102078AA	1	5		74				FUSE CARTRIDGE, 50 Amp
		1	1		74				
-10	56049457AJ	1	1, 5		74				BRACKET, Power Distribution Center
11	56006709	3	1, 5		74				RELAY, Mini

ASPEN (HG)	LINE	BODY	ENGINE	TRANSMISSION
SERIES				
P = PREMIUM	1 = Lt. Duty DODGE 2WD 5 = Lt. Duty DODGE 4WD	74 = SPORT UTILITY 4-DR TYPE #4	EVA = 4.7L V8 MPI Engine EVD = 4.7L V8 FFV Engine EZB = 5.7L Hemi Multi Displacement Engine	DGQ = 5-Spd Automatic 545RFE Transmission

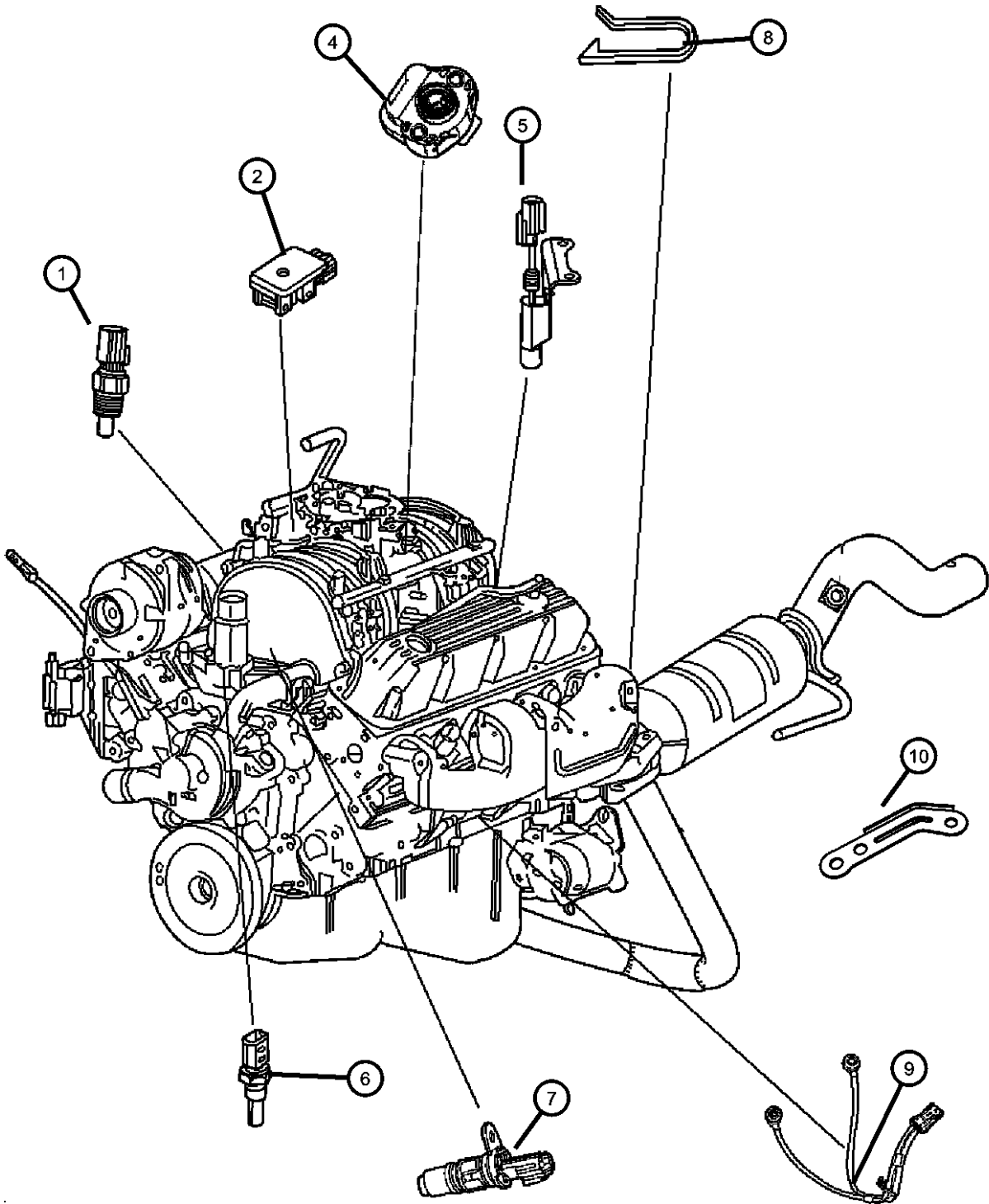
Relays Junction Block Figure 8-510



ITEM	PART NUMBER	QTY	LINE	SERIES	BODY	ENGINE	TRANS	TRIM	DESCRIPTION
1	56049173AG	1	1, 5		74				JUNCTION BLOCK, Relay
2	04671168	1	1, 5		74				RELAY, Mini
3	000ATM10	12	1, 5		74				FUSE, Mini, 10 AMP, Red
4	000ATM15	3	1, 5		74				FUSE, Mini, 15 AMP, Light Blue
5	000ATM20	3	1, 5		74				FUSE, Mini, 20 AMP, Yellow
-6	56017713	1	1, 5		74				PULLER, Fuse
7	56021543	1	5, 1		74				BREAKER, Circuit
-8	5KR77XDBAA	1	1, 5		74				COVER, Fuse Access, [DB]

ASPEN (HG)				
SERIES	LINE	BODY	ENGINE	TRANSMISSION
P = PREMIUM	1 = Lt. Duty DODGE 2WD 5 = Lt. Duty DODGE 4WD	74 = SPORT UTILITY 4-DR TYPE #4	EVA = 4.7L V8 MPI Engine EVD = 4.7L V8 FFV Engine EZB = 5.7L Hemi Multi Displacement Engine	DGQ = 5-Spd Automatic 545RFE Transmission

Sensors, Engine 4.7L [EV0]
Figure 8-620

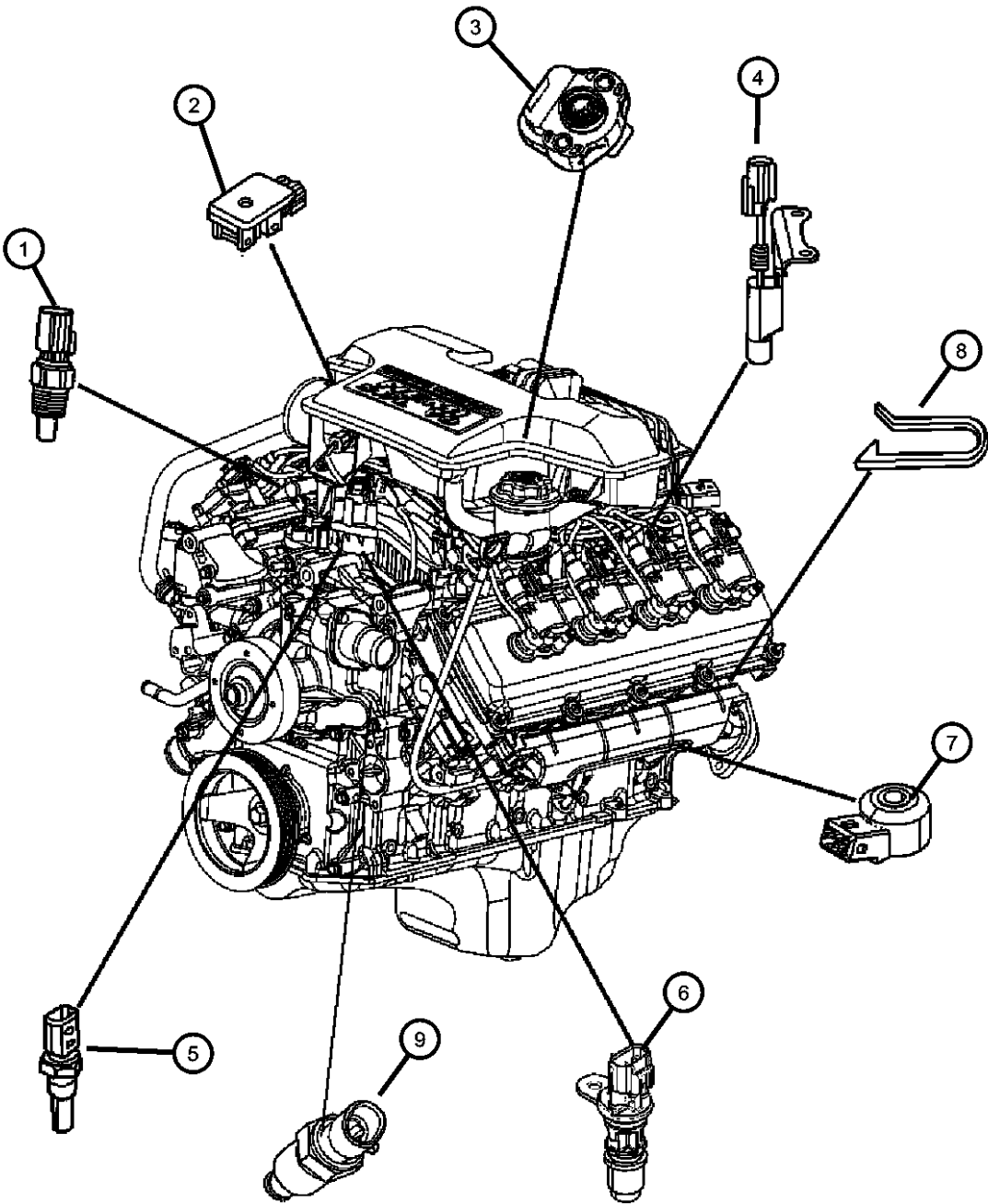


ITEM	PART NUMBER	QTY	LINE	SERIES	BODY	ENGINE	TRANS	TRIM	DESCRIPTION
1	56028364AA	1	1, 5		74	EV0			SENSOR, Air Temperature
2	56041018AD	1	1, 5		74	EV0			SENSOR, MAP
-3	06102192AA	1	1, 5		74	EV0			SCREW, Intake Manifold
4	06102192AA	1							SENSOR, Throttle Position, Serviced in throttle body assy only, (NOT SERVICED)
5	56028666AA	1	1, 5		74	EV0			SENSOR, Crankshaft Position
6	56027873	1	5, 1		74	EV0			SENSOR, Coolant Temperature
7	56041584AF	1	1, 5		74	EV0			SENSOR, Camshaft
8	56041584AF	1							CLIP, Wiring, (NOT SERVICED)
9	56041677AB	1	1, 5		74	EV0			SENSOR, Knock
10	56041849AA	1	1, 5		74	EV0			BRACKET, Knock Sensor

ASPEN (HG)				
SERIES	LINE	BODY	ENGINE	TRANSMISSION
P = PREMIUM	1 = Lt. Duty DODGE 2WD 5 = Lt. Duty DODGE 4WD	74 = SPORT UTILITY 4-DR TYPE #4	EVA = 4.7L V8 MPI Engine EVD = 4.7L V8 FFV Engine EZB = 5.7L Hemi Multi Displacement Engine	DGQ = 5-Spd Automatic 545RFE Transmission

Sensors, Engine 5.7L [EZO]
Figure 8-630

ITEM	PART NUMBER	QTY	LINE	SERIES	BODY	ENGINE	TRANS	TRIM	DESCRIPTION
1	56028364AA	1	1, 5		74	EZ0			SENSOR, Air Temperature
2	05033310AC	1	1, 5		74	EZ0			SENSOR, MAP
3	05033310AC	1							SENSOR, Throttle Position, Serviced in throttle body, (NOT SERVICED)
4	05149009AA	1	1, 5		74	EZ0			SENSOR, Crankshaft Position
5	05269870AB	1	1, 5		74	EZ0			SENSOR, Coolant Temperature
6	56041584AF	1	1, 5		74	EZ0			SENSOR, Camshaft
7	56028563AA	2	1, 5		74	EZ0			SENSOR, Knock
8	56028563AA	2							CLIP, Wiring, (NOT SERVICED)
9	05149008AA	1	1, 5		74	EZB			SENSOR, Temperature

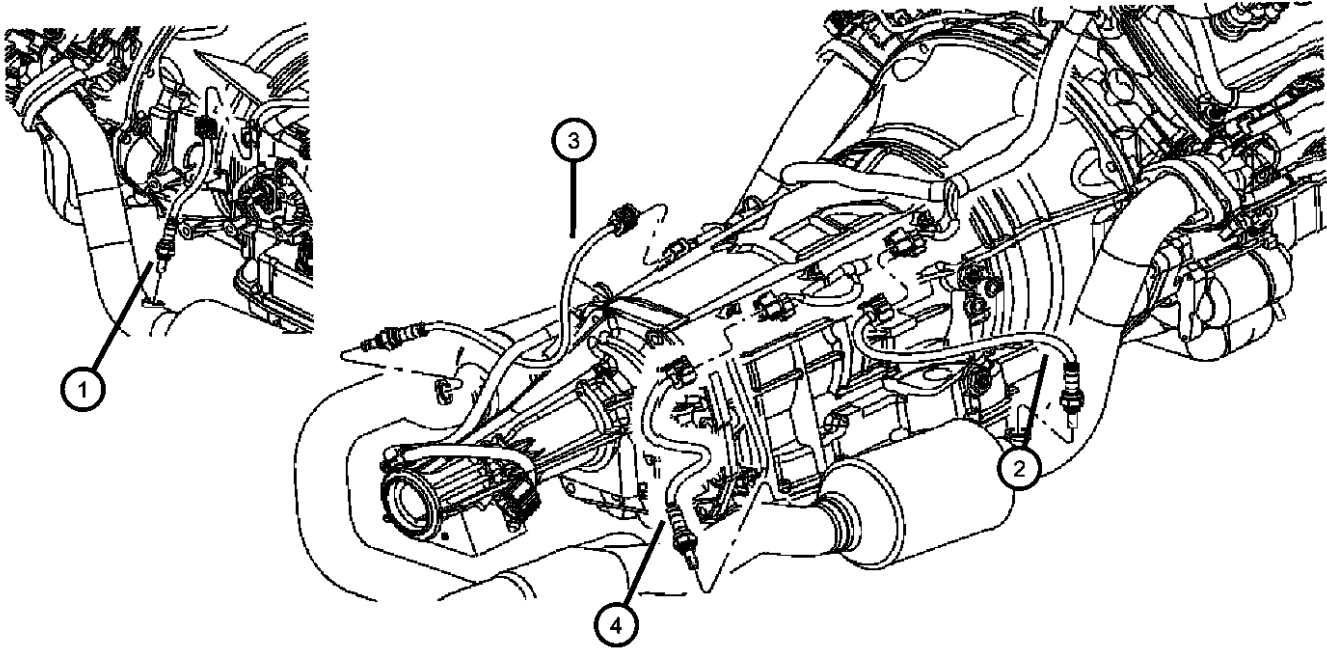


ASPEN (HG)				
SERIES	LINE	BODY	ENGINE	TRANSMISSION
P = PREMIUM	1 = Lt. Duty DODGE 2WD 5 = Lt. Duty DODGE 4WD	74 = SPORT UTILITY 4-DR TYPE #4	EVA = 4.7L V8 MPI Engine EVD = 4.7L V8 FFV Engine EZB = 5.7L Hemi Multi Displacement Engine	DGQ = 5-Spd Automatic 545RFE Transmission

AR = use ase required - = Non illustrated part

Sensors, Oxygen 4.7L EV0 5.7L [EZ0]
Figure 8-635

ITEM	PART NUMBER	QTY	LINE	SERIES	BODY	ENGINE	TRANS	TRIM	DESCRIPTION
1	56028998AB	1	1, 5		74	EV0			SENSOR, Oxygen Before Catalyst, Left
	56029049AA	1	1, 5		74	EZ0			Before Catalyst, Left
2	56028998AB	1	1, 5		74	EV0			SENSOR, Oxygen Before Catalyst, Right
	56029049AA	1	1, 5		74	EZ0			Before Catalyst, Right
3	56028999AB	1	1, 5		74	EV0			SENSOR, Oxygen After Catalyst, Left
	56029049AA	1	1, 5		74	EZ0			After Catalyst, Left
4	56028999AB	1	1, 5		74	EV0			SENSOR, Oxygen After Catalyst, Right
	56029049AA	1	1, 5		74	EZ0			After Catalyst, Right



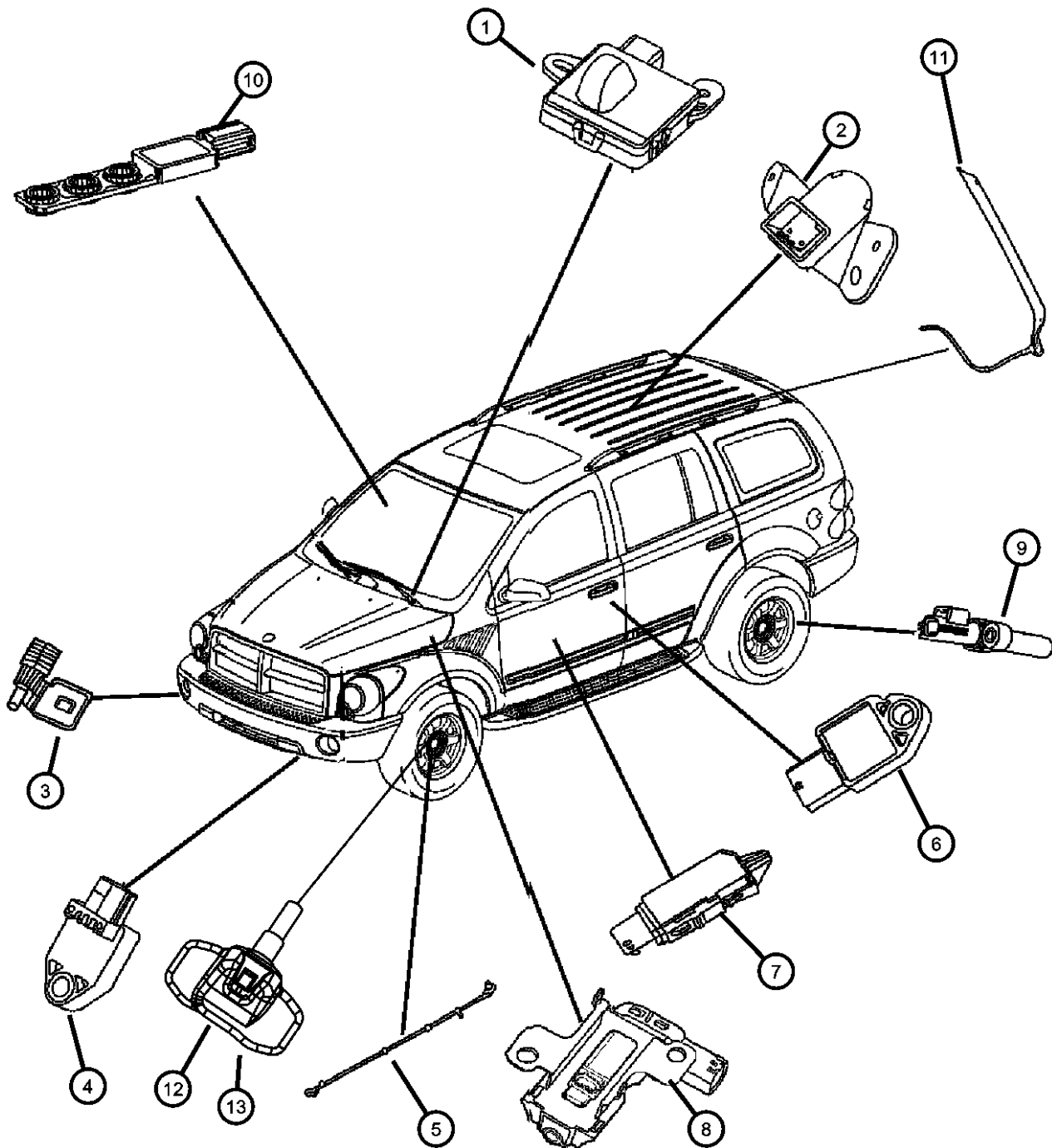
ASPEN (HG)				
SERIES	LINE	BODY	ENGINE	TRANSMISSION
P = PREMIUM	1 = Lt. Duty DODGE 2WD 5 = Lt. Duty DODGE 4WD	74 = SPORT UTILITY 4-DR TYPE #4	EVA = 4.7L V8 MPI Engine EVD = 4.7L V8 FFV Engine EZB = 5.7L Hemi Multi Displacement Engine	DGQ = 5-Spd Automatic 545RFE Transmission

Sensors Drive Train
Figure 8-640

ITEM	PART NUMBER	QTY	LINE	SERIES	BODY	ENGINE	TRANS	TRIM	DESCRIPTION
1	04799758	1	1		74	EV0	DGQ		TRANSDUCER, Pressure Sensor
		1	5		74	EV0	DGQ		
		1	1		74	EZ0	DGQ		
		1	5		74	EZ0	DGQ		
2	04799061AB	2	1		74	EV0	DGQ		SENSOR, Transmission Input Speed
		2	5		74	EV0	DGQ		
		2	1		74	EZ0	DGQ		
		2	5		74	EZ0	DGQ		
3	56029317AA	2	1, 5		74				SENSOR, Wheel Speed

ASPEN (HG)				
SERIES	LINE	BODY	ENGINE	TRANSMISSION
P = PREMIUM	1 = Lt. Duty DODGE 2WD 5 = Lt. Duty DODGE 4WD	74 = SPORT UTILITY 4-DR TYPE #4	EVA = 4.7L V8 MPI Engine EVD = 4.7L V8 FFV Engine EZB = 5.7L Hemi Multi Displacement Engine	DGQ = 5-Spd Automatic 545RFE Transmission

Sensors Body
Figure 8-650

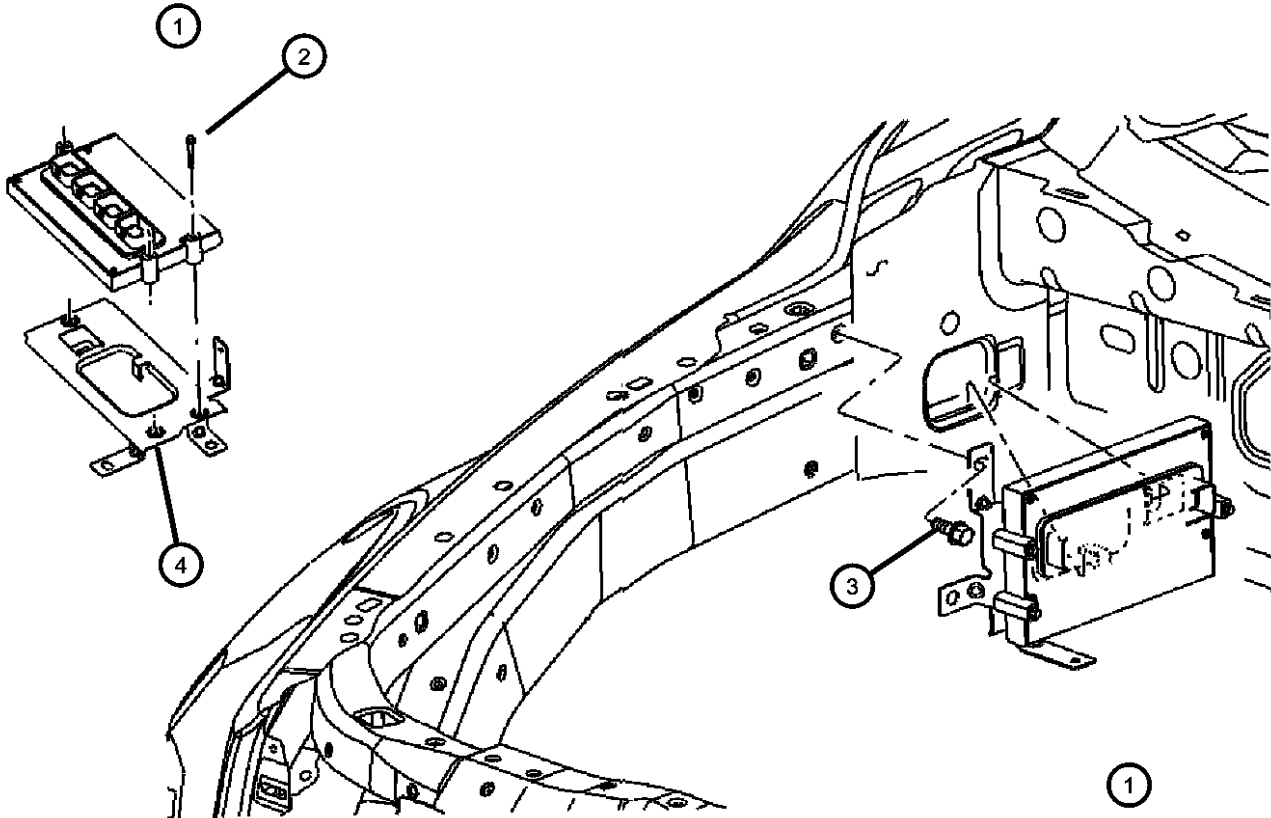


ITEM	PART NUMBER	QTY	LINE	SERIES	BODY	ENGINE	TRANS	TRIM	DESCRIPTION
1	55111902AA	1	1, 5		74				SENSOR, A.T.C. Sun
2	55056301AB	1	1, 5		74				SENSOR, Infrared
3	56042395	1	1, 5		74				SENSOR, Ambient Temperature
4	04896061AA	2	1, 5		74				SENSOR, Air Bag
5	05175787AA	1							SENSOR KIT, Anti-Lock Brakes
6	04896065AA	6	1, 5		74				SENSOR, Side Airbag Impact
7	52855325AB	1							SENSOR, Brake Pedal
8	56043206AC	1	1, 5		74				SENSOR, Seat track position
9	56029317AA	2	1, 5		74				SENSOR, Wheel Speed
10	56043196AF	4	1, 5		74				SENSOR, Strain Gauge
11									SENSOR, Pinch
	55362866AD	1	1, 5		74				Right
	55362867AD	1	1, 5		74				Left
12	56053036AA	4	1, 5		74				SENSOR, Tire Pressure
13									HARDWARE KIT, Mounting
	68020719AA	4	1, 5		74				THIS KIT CONSISTS; 1- 20563010, NUT, TPM RETAINING 1- 10513007, WASHER, SEAL SUPPORT 1- 10524004, CAP, VALVE STEM, BLACK 1- 10524005, CAP, VALVE
	68020722AA	4	1, 5		74				THIS KIT CONSISTS; 1- 10524004, CAP, VALVE STEM, BLACK 1- 10524005, CAP, VALVE STEM, GREY 1- 40506002, VALVE CORE, TPM 1- 90517011, INSTRUCTION SHEET
	68020724AA	4	1, 5		74				HARDWARE KIT FOR RE-MOUNTING TPM TO WHEEL. 1- 20522037, VALVE STEM 1- 10542008, SEAL, TPM TO WHEEL RIM 1- 40506002, VALVE CORE, TPM 1- 90517011, INSTRUCTION SHEET

ASPEN (HG)				
SERIES	LINE	BODY	ENGINE	TRANSMISSION
P = PREMIUM	1 = Lt. Duty DODGE 2WD 5 = Lt. Duty DODGE 4WD	74 = SPORT UTILITY 4-DR TYPE #4	EVA = 4.7L V8 MPI Engine EVD = 4.7L V8 FFV Engine EZB = 5.7L Hemi Multi Displacement Engine	DGQ = 5-Spd Automatic 545RFE Transmission

Single Board Engine Controllers (JTEC)
Figure 8-705

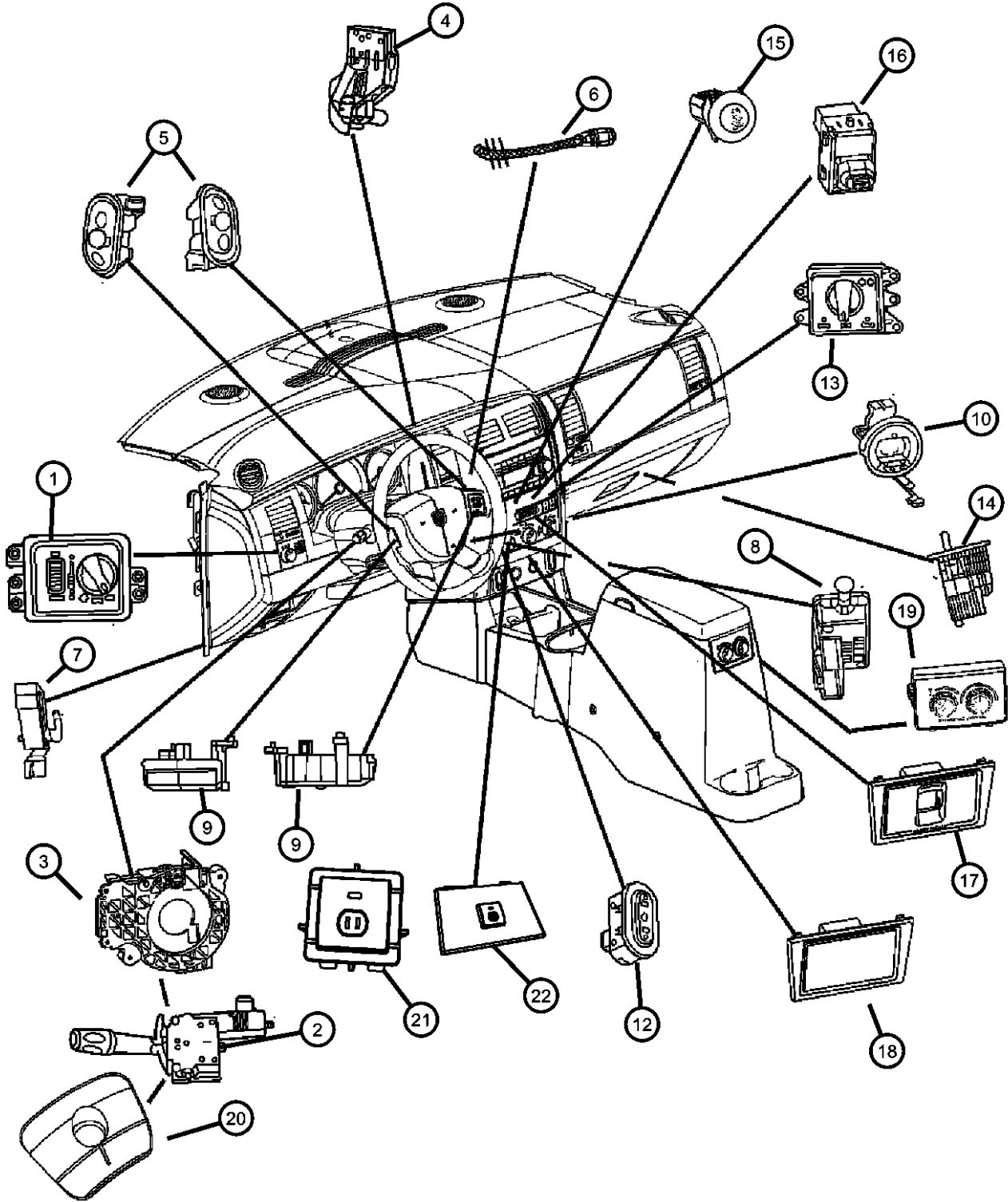
ITEM	PART NUMBER	QTY	LINE	SERIES	BODY	ENGINE	TRANS	TRIM	DESCRIPTION
1									MODULE, Powertrain Control, Generic
	05094354AC	1	1		74	EVA	DG0		
	05094355AB	1	1, 5		74	EZ0			
2	05094355AB	1							SCREW, Engine Module Mounting Bracket (.190-16x.625), (NOT SERVICED)
3	05094355AB	1							SCREW, Engine Module Mounting (M4.8x1.59x45.00), (NOT SERVICED)
4	56028646AD	1	1, 5		74				BRACKET, Powertrain Control Module



ASPEN (HG) SERIES	LINE	BODY	ENGINE	TRANSMISSION
P = PREMIUM	1 = Lt. Duty DODGE 2WD 5 = Lt. Duty DODGE 4WD	74 = SPORT UTILITY 4-DR TYPE #4	EVA = 4.7L V8 MPI Engine EVD = 4.7L V8 FFV Engine EZB = 5.7L Hemi Multi Displacement Engine	DGQ = 5-Spd Automatic 545RFE Transmission

AR = use ase required - = Non illustrated part

Switches Instrument Panel - Console
Figure 8-810

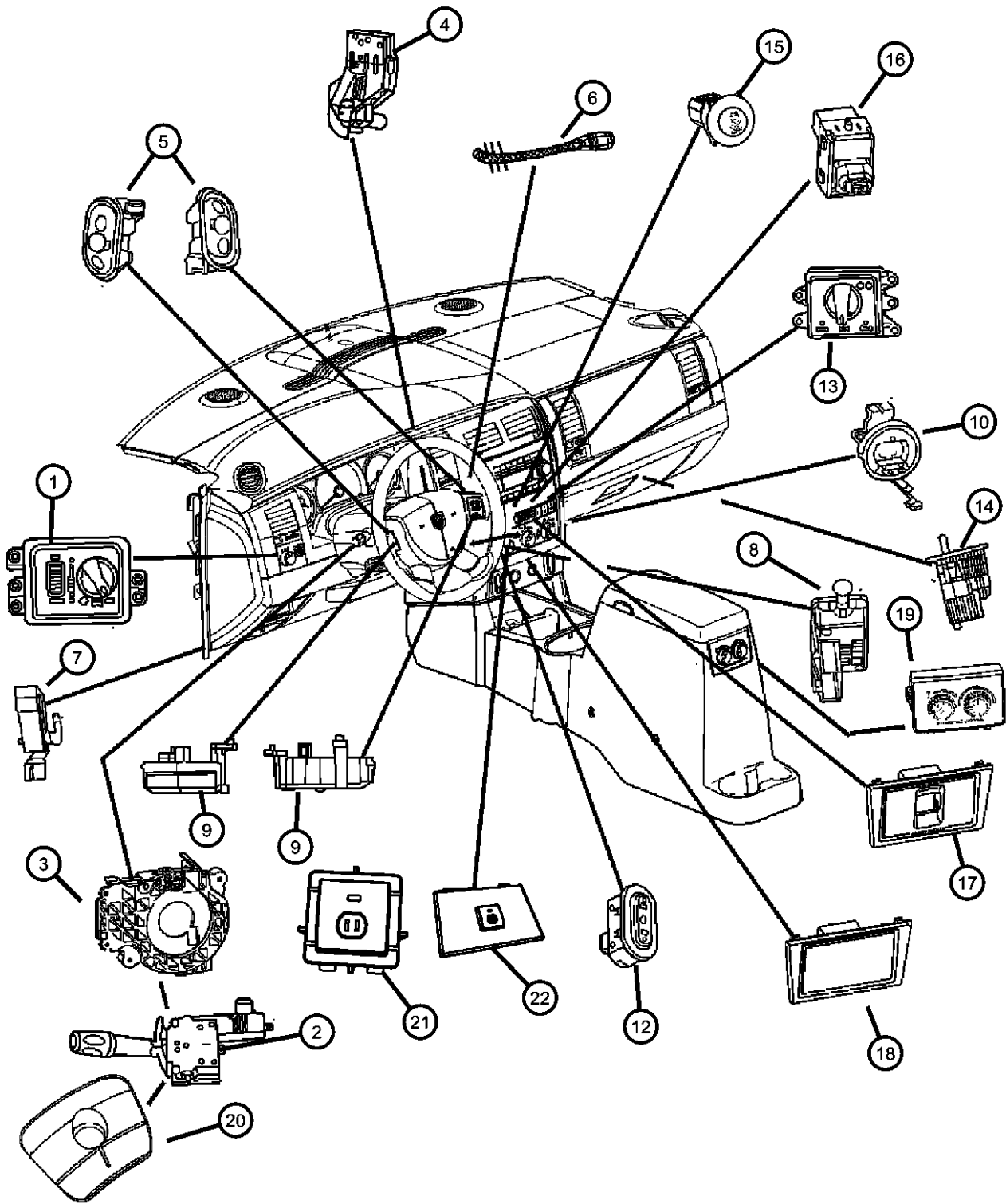


ITEM	PART NUMBER	QTY	LINE	SERIES	BODY	ENGINE	TRANS	TRIM	DESCRIPTION
1	56049116AE	1	1, 5		74				SWITCH, Headlamp Up to 10/27/06
	56049117AE	1	1, 5		74				[LMG] Up to 10/27/06
	68020345AA	1	1, 5		74				After 10/27/06
	68023123AA	1	1, 5		74				[LMG] After 10/27/06
2	56044802AB	1	1, 5		74				SWITCH, Multifunction [BNB]
	56045515AA	1	1, 5		74				
3	56045165AB	1	1, 5		74				HOUSING, Switch
4	56049838AB	1	1, 5		74		DG0		SWITCH, Ignition
5									SWITCH, Remote Radio
	04685728AB	1	1, 5		74				Right
	04685729AB	1	1, 5		74				Left
6	05057135AD	1	1, 5		74		DG0		LEVER, Gearshift, Contains overdrive switch
7	04221463	1							SWITCH, Parking Brake
8	05083344AA	1	1, 5		74				SWITCH PACKAGE, Stop Lamp
9									SWITCH, Speed Control
	56044928AB	1	1, 5		74				[RDZ], Right
	56044929AB	1	1, 5		74				[RDZ], Left
	56049378AD	1	1, 5		74				Right
	56049379AC	1	1, 5		74				Left
10									CLOCKSPRING
	05082062AG	1	1, 5		74				[BNB]
	56049795AD	1	1, 5		74				
-11	56049795AD	1							SCREW, Self Piercing, .164-15x.625, (NOT SERVICED)
12									SWITCH, Heated Seat
	56040639AE	1	1, 5		74				[JPZ], Left
	56040688AE	1	1, 5		74				[JPZ], Right
	56045625AB	1	1, 5		74				[JPM], Left
	56045626AB	1	1, 5		74				[JPM], Right
13									SWITCH, Transfer Case Mode
	56049454AD	1	1, 5		74				[DH7]
	56049455AE	1	1, 5		74				[DHU]
14	04565022	1	1, 5		74				SWITCH AND LAMP, Glove Box

ASPEN (HG)				
SERIES	LINE	BODY	ENGINE	TRANSMISSION
P = PREMIUM	1 = Lt. Duty DODGE 2WD 5 = Lt. Duty DODGE 4WD	74 = SPORT UTILITY 4-DR TYPE #4	EVA = 4.7L V8 MPI Engine EVD = 4.7L V8 FFV Engine EZB = 5.7L Hemi Multi Displacement Engine	DGQ = 5-Spd Automatic 545RFE Transmission

AR = use ase required - = Non illustrated part

Switches Instrument Panel - Console
Figure 8-810

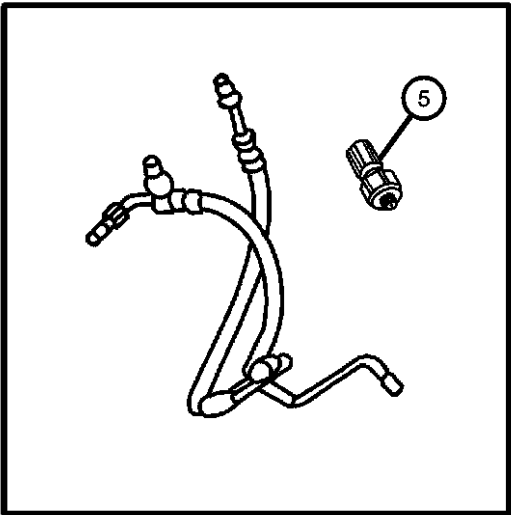
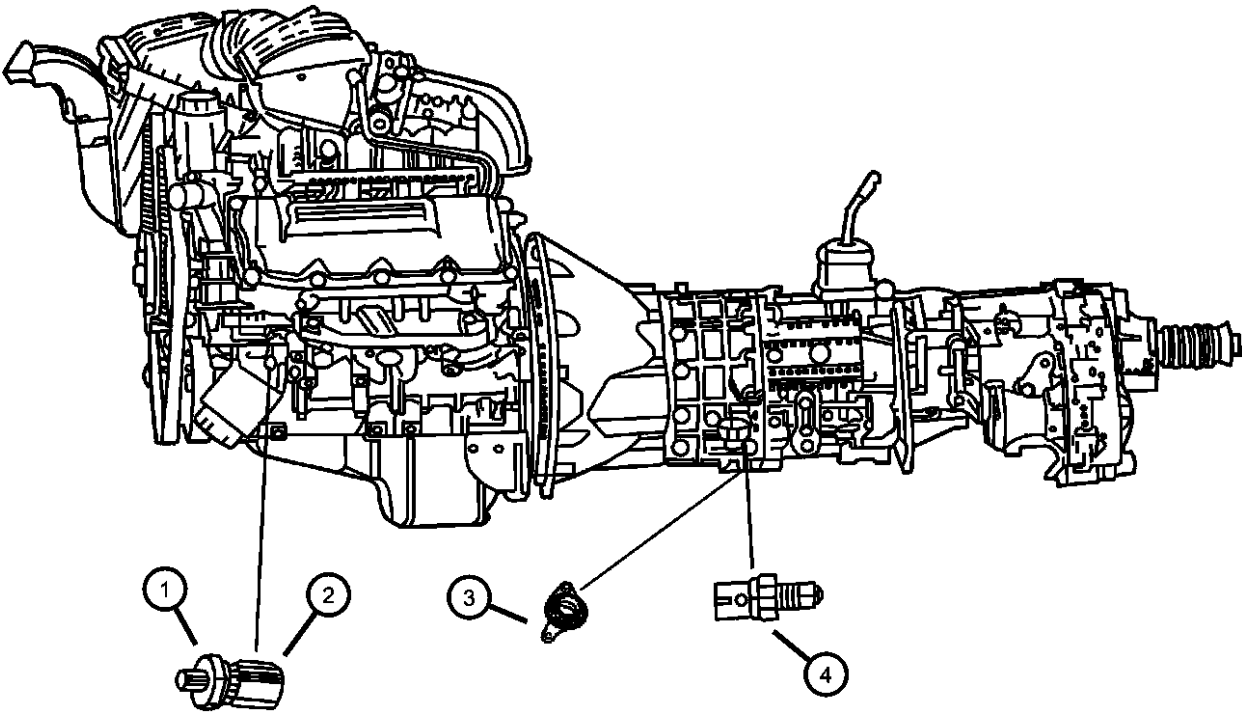


ITEM	PART NUMBER	QTY	LINE	SERIES	BODY	ENGINE	TRANS	TRIM	DESCRIPTION
15	04602525AA	1	1, 5		74				SWITCH, Electronic Stability Program
16	56045702AA	1	1, 5		74				SWITCH, Adjustable Pedals
17	5JG50DX9AB	1	1, 5		74				BEZEL, Switch
18	56045606AB	1	1, 5		74				COVER, Switch Opening
19	05127844AA	1	1, 5		74				CONTROL, A/C and Heater - Aux
20	56045606AB	1	1, 5		74				COVER, Switch Opening
21	04602642AC	1	1, 5		74				SWITCH, Inverter, 110 V Inverter
22	1DE61DX9AC	1	1, 5		74				BEZEL, Instrument Panel, Inverter switch

ASPEN (HG)				
SERIES	LINE	BODY	ENGINE	TRANSMISSION
P = PREMIUM	1 = Lt. Duty DODGE 2WD 5 = Lt. Duty DODGE 4WD	74 = SPORT UTILITY 4-DR TYPE #4	EVA = 4.7L V8 MPI Engine EVD = 4.7L V8 FFV Engine EZB = 5.7L Hemi Multi Displacement Engine	DGQ = 5-Spd Automatic 545RFE Transmission

AR = use ase required - = Non illustrated part

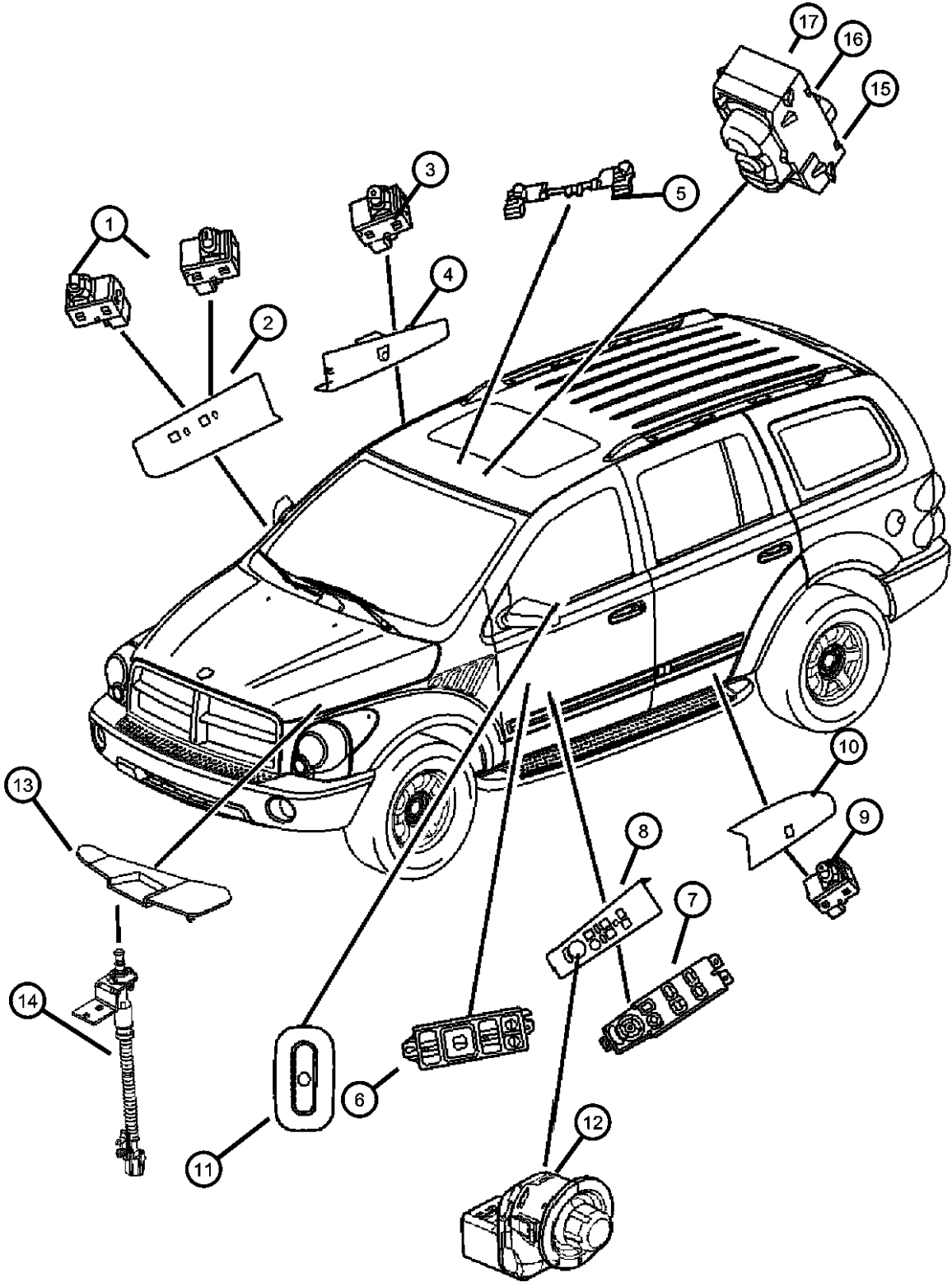
Switches Drive Train
Figure 8-820



ITEM	PART NUMBER	QTY	LINE	SERIES	BODY	ENGINE	TRANS	TRIM	DESCRIPTION
1	05149097AA	1				EVO			SWITCH, Oil Pressure
2	05149062AA	1	1, 5		74	EZB			SENDING UNIT, Oil Pressure
3	05149062AA	1							SWITCH, Neutral, Safety, Back Up, (NOT SERVICED)
4									SWITCH, Transfer Case Mode
	56049454AD	1	1, 5		74				[DH7]
	56049455AE	1	1, 5		74				[DHU]
5	56049455AE	1							SWITCH, Power Steering Pressure, (NOT SERVICED),

ASPEN (HG)				
SERIES	LINE	BODY	ENGINE	TRANSMISSION
P = PREMIUM	1 = Lt. Duty DODGE 2WD 5 = Lt. Duty DODGE 4WD	74 = SPORT UTILITY 4-DR TYPE #4	EVA = 4.7L V8 MPI Engine EVD = 4.7L V8 FFV Engine EZB = 5.7L Hemi Multi Displacement Engine	DGQ = 5-Spd Automatic 545RFE Transmission

Switches Body
Figure 8-830



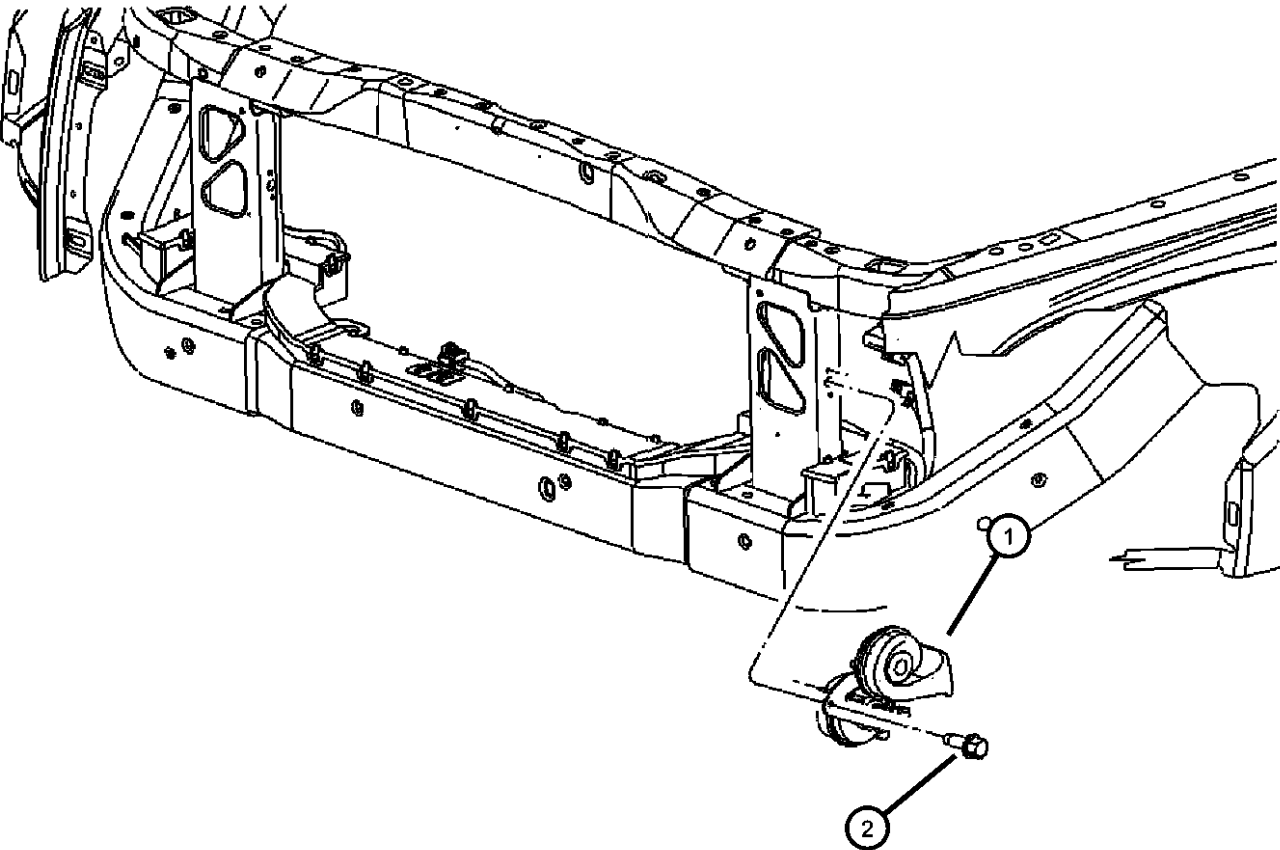
ITEM	PART NUMBER	QTY	LINE	SERIES	BODY	ENGINE	TRANS	TRIM	DESCRIPTION
1	04602786AA V7700005AA	1	1, 5	P	74				SWITCH, Power Window, 2 gang Mopar Alternative Switch
2	1BP28AAAAA	1	1, 5	P	74				BEZEL, Power Window /Door Lock Switch
3	04602933AA	1	1, 5	P	74				SWITCH, Power Window, 1 gang
4	1BP30AAAAA	1	1, 5	P	74				BEZEL, Power Window Switch
5	1BP30AAAAA	1							SWITCH, Reading Lamp, Serviced in lamp assembly only, (NOT SERVICED)
6									SWITCH, Seat
	56040636AB	1	1, 5		74				4 way
	56049431AD	1	1, 5		74				8 way [JPK,JPM]
	56049433AD	1	1, 5		74				8 way [JPV]
7	04602781AA V7700002AA	1	1, 5	P	74				SWITCH, Power Window, 6 gang Mopar Alternative Switch
8	1BP29AAAAA	1	1, 5	P	74				BEZEL, Power Window /Door Lock Switch
9	04602933AA	1	1, 5	P	74				SWITCH, Power Window
10									BEZEL, Power Window Switch
	1BP30AAAAC	1	1, 5	P	74				Right
	1BP31AAAAC	1	1, 5	P	74				Left
11									SWITCH, Memory Selector
	5JF971D1AC	1	1, 5		74				[J1]
	5JF971DBAC	1	1, 5		74				[DB]
12	56040694AD V7700009AA	1	1, 5	P	74				SWITCH, Mirror Mopar Alternative Switch
13	05026279AC	1	1, 5		74				PLATE, Striker
14	05026211AA	1	1, 5		74				SWITCH, Remote Starter
15	04602617AB	1	1, 5		74				SWITCH, Liftgate & sunroof
16	04602616AB	1	1, 5		74				SWITCH, Power liftgate
17	04602618AA	1	1, 5		74				SWITCH, Sunroof

ASPEN (HG)				
SERIES	LINE	BODY	ENGINE	TRANSMISSION
P = PREMIUM	1 = Lt. Duty DODGE 2WD 5 = Lt. Duty DODGE 4WD	74 = SPORT UTILITY 4-DR TYPE #4	EVA = 4.7L V8 MPI Engine EVD = 4.7L V8 FFV Engine EZB = 5.7L Hemi Multi Displacement Engine	DGQ = 5-Spd Automatic 545RFE Transmission

AR = use ase required - = Non illustrated part

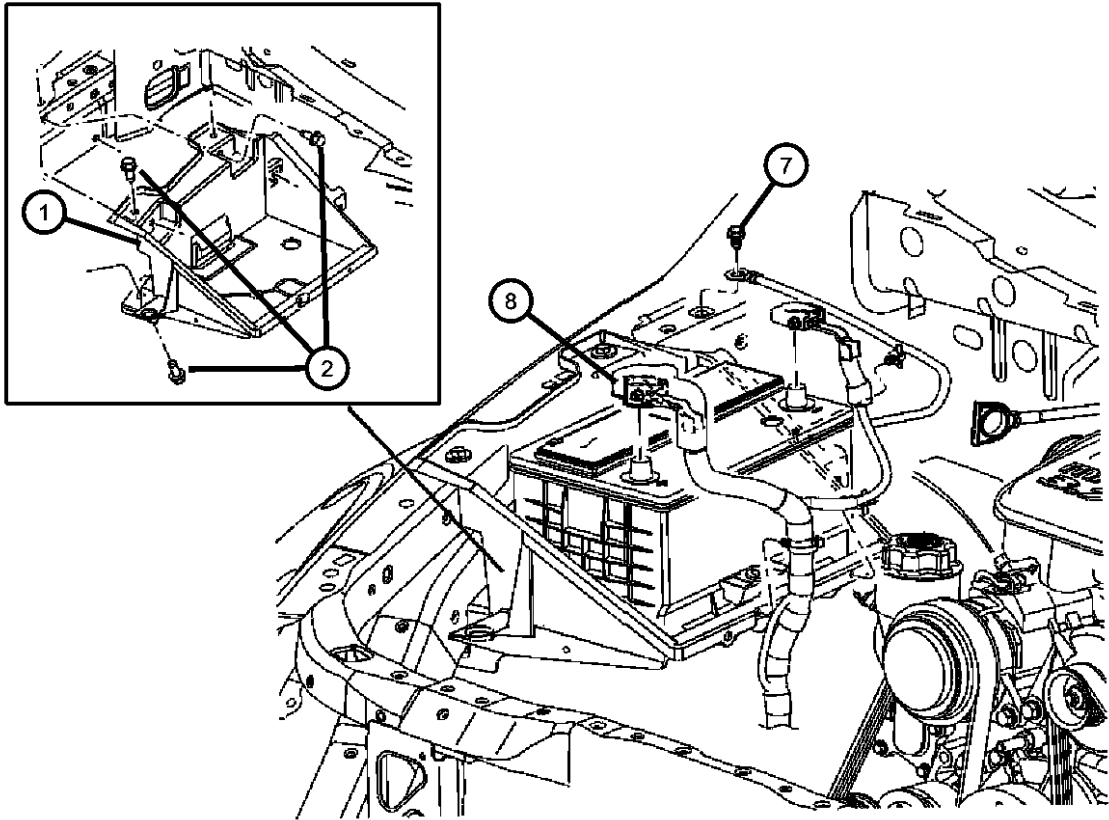
Horn & Mounting
Figure 8-910

ITEM	PART NUMBER	QTY	LINE	SERIES	BODY	ENGINE	TRANS	TRIM	DESCRIPTION
1	56043186AE	1	1, 5		74				HORN AND BRACKET, Dual
2	56043186AE	1							SCREW, Hex Head, M8x1.25x24, (NOT SERVICED)
-3	68026726AA	1	1, 5		74				WIRING, Jumper, Horn

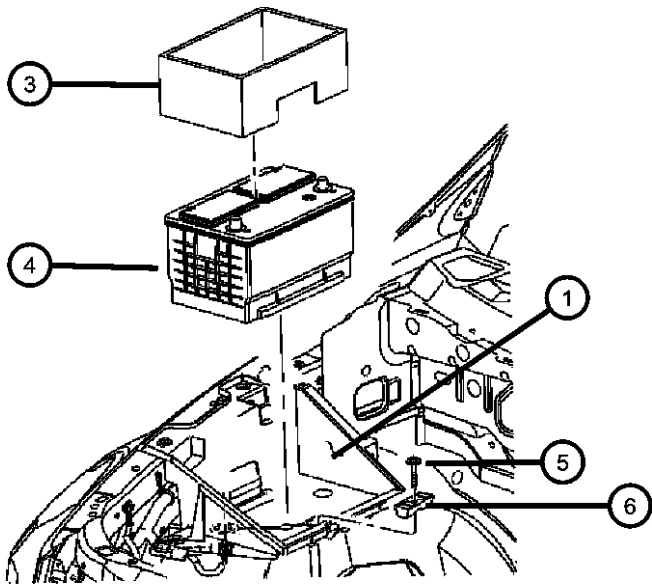


ASPEN (HG)				
SERIES	LINE	BODY	ENGINE	TRANSMISSION
P = PREMIUM	1 = Lt. Duty DODGE 2WD 5 = Lt. Duty DODGE 4WD	74 = SPORT UTILITY 4-DR TYPE #4	EVA = 4.7L V8 MPI Engine EVD = 4.7L V8 FFV Engine EZB = 5.7L Hemi Multi Displacement Engine	DGQ = 5-Spd Automatic 545RFE Transmission

Battery Tray & Cables
Figure 8-1010



ITEM	PART NUMBER	QTY	LINE	SERIES	BODY	ENGINE	TRANS	TRIM	DESCRIPTION
1	55362632AC	1							TRAY, Battery
2	55362632AC	1							SCREW, Hex Head, M8x1.25x30, M8X1.25X30.00, (NOT SERVICED)
3	56028472AC	1	1, 5		74				SHIELD, Battery
4	05148007AA	1	1, 5		74				BATTERY, Storage, [BCQ]
5	05148007AA	1							SCREW AND WASHER, Hex Head Tapping, M8x1.25x26, M6X1.00X45.50, (NOT SERVICED)
6	55364103AA	1	1, 5		74				BRACKET, Battery Hold Down
7	55364103AA	1							SCREW, M8X1.25X25.00, (NOT SERVICED)
8									WIRING, Battery
	56051753AC	1	1, 5		74	EVO			
	56051754AD	1	1, 5		74	EZO			

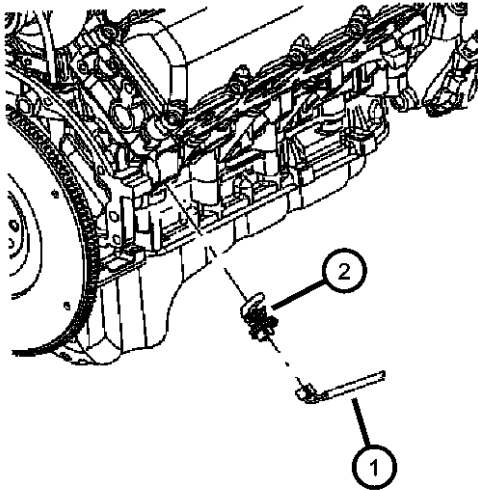
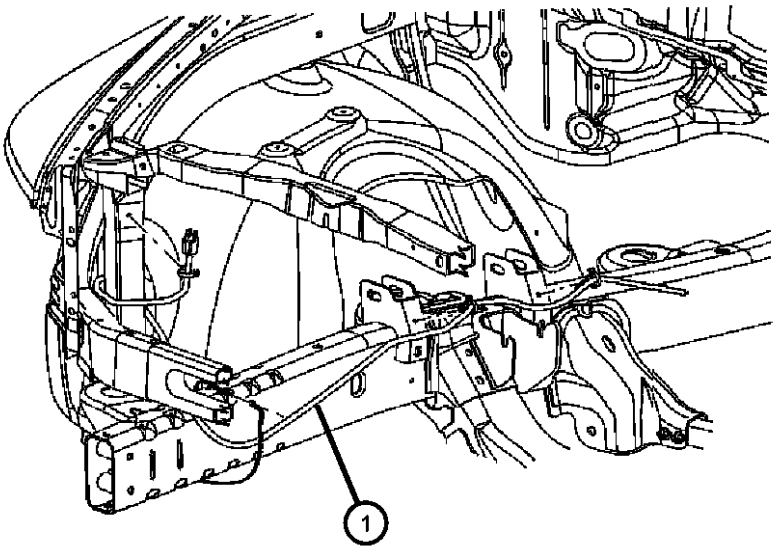


ASPEN (HG)	LINE	BODY	ENGINE	TRANSMISSION
SERIES				
P = PREMIUM	1 = Lt. Duty DODGE 2WD 5 = Lt. Duty DODGE 4WD	74 = SPORT UTILITY 4-DR TYPE #4	EVA = 4.7L V8 MPI Engine EVD = 4.7L V8 FFV Engine EZB = 5.7L Hemi Multi Displacement Engine	DGQ = 5-Spd Automatic 545RFE Transmission

AR = use ase required - = Non illustrated part

Engine Block Heaters
Figure 8-1015

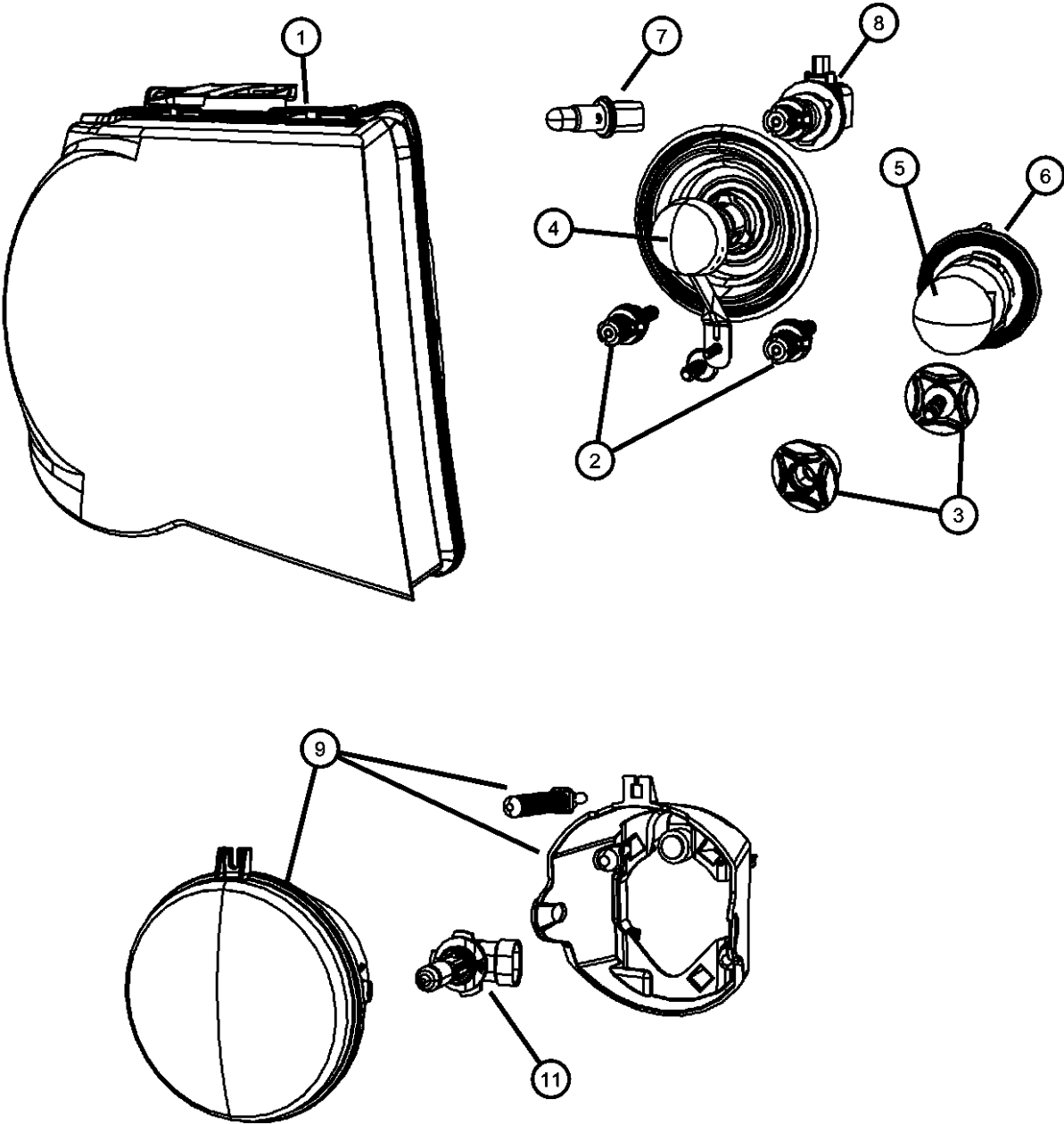
ITEM	PART NUMBER	QTY	LINE	SERIES	BODY	ENGINE	TRANS	TRIM	DESCRIPTION
1									CORD, Engine Block Heater
	56051063AC	1	1, 5		74	EVO			
	56051064AC	1	1, 5		74	EZO			
2	56029215AA	1	1, 5		74	EZO			HEATER, Engine
-3	06102001	1	1, 5		74	EZO			BOLT AND WASHER, M6x12



ASPEN (HG) SERIES	LINE	BODY	ENGINE	TRANSMISSION
P = PREMIUM	1 = Lt. Duty DODGE 2WD 5 = Lt. Duty DODGE 4WD	74 = SPORT UTILITY 4-DR TYPE #4	EVA = 4.7L V8 MPI Engine EVD = 4.7L V8 FFV Engine EZB = 5.7L Hemi Multi Displacement Engine	DGQ = 5-Spd Automatic 545RFE Transmission

AR = use ase required - = Non illustrated part

Lamps--Front End
Figure 8-1130

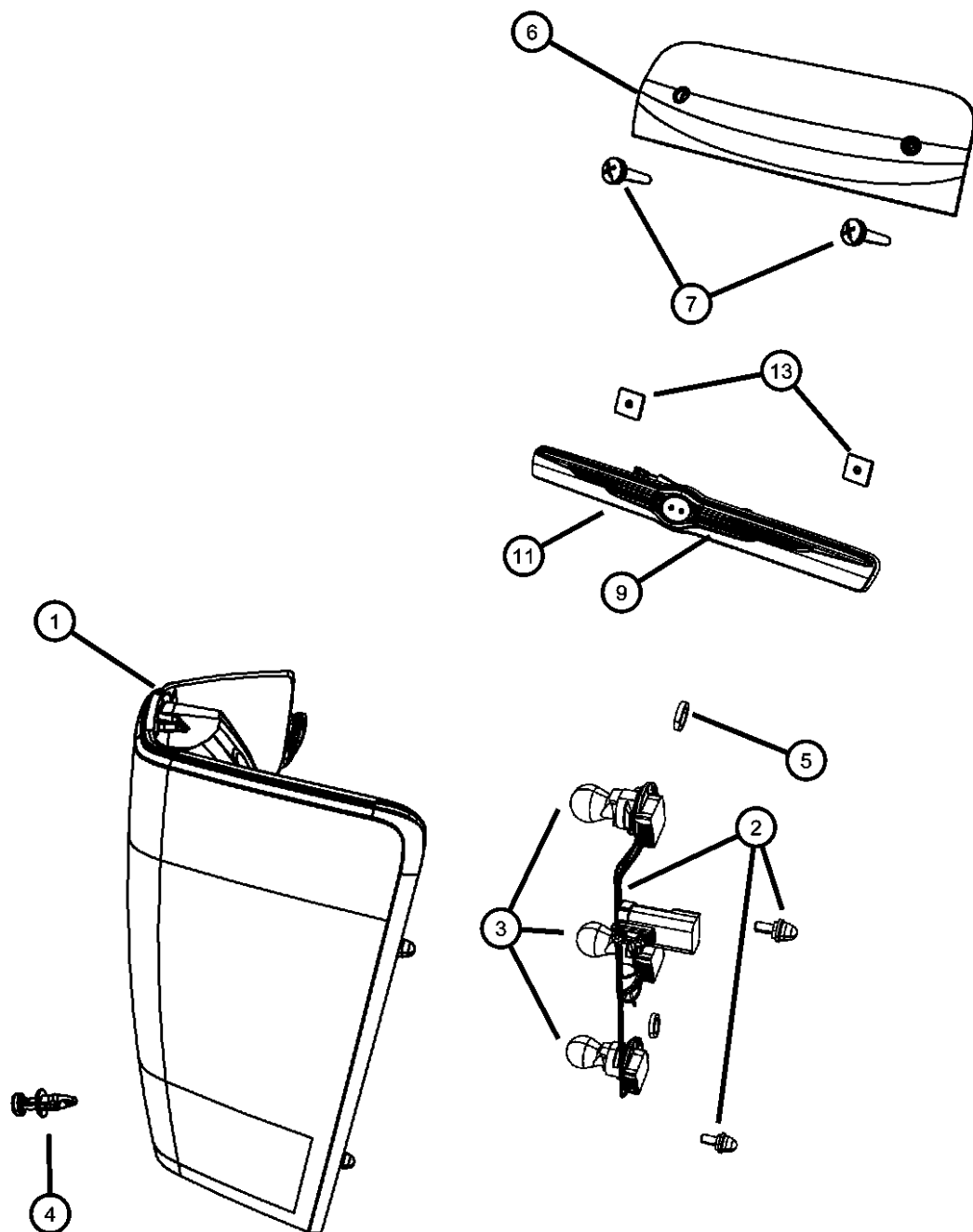


ITEM	PART NUMBER	QTY	LINE	SERIES	BODY	ENGINE	TRANS	TRIM	DESCRIPTION
1									LAMP, Headlamp Park And Turn
	55078020AG	1	1, 5		74				Right
	55078021AG	1	1, 5		74				Left
2	06105099AA	4	1, 5		74				SCREW
3	55277304AA	1	1, 5		74				RETAINER, Headlamp to Fender
4	L0000H13	1	1, 5		74				BULB, Headlamp
5	L0003457AK	1	5, 1		74				BULB, 3457AK
	L0003457ST								SilverStar
6	05139886AA	1	1, 5		74				SOCKET, Park And Turn Signal
7	L0000168	1	1, 5		74				BULB, 168
8	68003492AA	1	1, 5		74				SOCKET, Side Marker
9	04805859AA	2	1, 5		74				LAMP, Fog
-10	04805859AA	2							NUT, U Multi Thread, M6X1.00, (NOT SERVICED)
11	L0009145	2	1, 5		74				BULB, Fog Lamp, 50 Watt

ASPEN (HG)				
SERIES	LINE	BODY	ENGINE	TRANSMISSION
P = PREMIUM	1 = Lt. Duty DODGE 2WD 5 = Lt. Duty DODGE 4WD	74 = SPORT UTILITY 4-DR TYPE #4	EVA = 4.7L V8 MPI Engine EVD = 4.7L V8 FFV Engine EZB = 5.7L Hemi Multi Displacement Engine	DGQ = 5-Spd Automatic 545RFE Transmission

Lamps--Rear End
Figure 8-1140

ITEM	PART NUMBER	QTY	LINE	SERIES	BODY	ENGINE	TRANS	TRIM	DESCRIPTION
1									LAMP, Tail Stop Backup
	68001316AA	1	1, 5		74				Right
	68001317AA	1	1, 5		74				Left
2									WIRING, Taillamp
	68001318AA	1	1, 5		74				Right
	68001319AA	1	1, 5		74				Left
3	L0003057	3	1, 5		74				BULB, 3057
4	04857345AA	2	1, 5		74				FASTENER, Tail Lamp, .190-16 x .625
5	55077628AA	4	1, 5		74				GROMMET, Lamp
6	55077425AC	1	1, 5		74				LAMP, High Mounted Stop
7	55077425AC	1							SCREW/WASHER, M4.8X1.58X33.00 (.190-16X1.250), (NOT SERVICED)
-8	06508263AA	2	1, 5		74				NUT, J, CHMSL to body
9	06508263AA	2							LAMP, License Plate, Serviced in liftgate handle item 12, (NOT SERVICED)
-10	68003664AA	1	1, 5		74				WIRING, License Lamp
11	55364547AE	1	1, 5		74				HANDLE, Liftgate
-12	L0000168	1	1, 5		74				BULB, 168
13	06508124AA	2	1, 5		74				NUT, Handle lightbar attaching



ASPEN (HG)

SERIES

P = PREMIUM

LINE

1 = Lt. Duty DODGE 2WD
5 = Lt. Duty DODGE 4WD

BODY

74 = SPORT UTILITY 4-DR
TYPE #4

ENGINE

EVA = 4.7L V8 MPI Engine
EVD = 4.7L V8 FFV Engine
EZB = 5.7L Hemi Multi
Displacement Engine


TRANSMISSION

DGQ = 5-Spd Automatic 545RFE
Transmission

AR = use ase required - = Non illustrated part

2007 HG

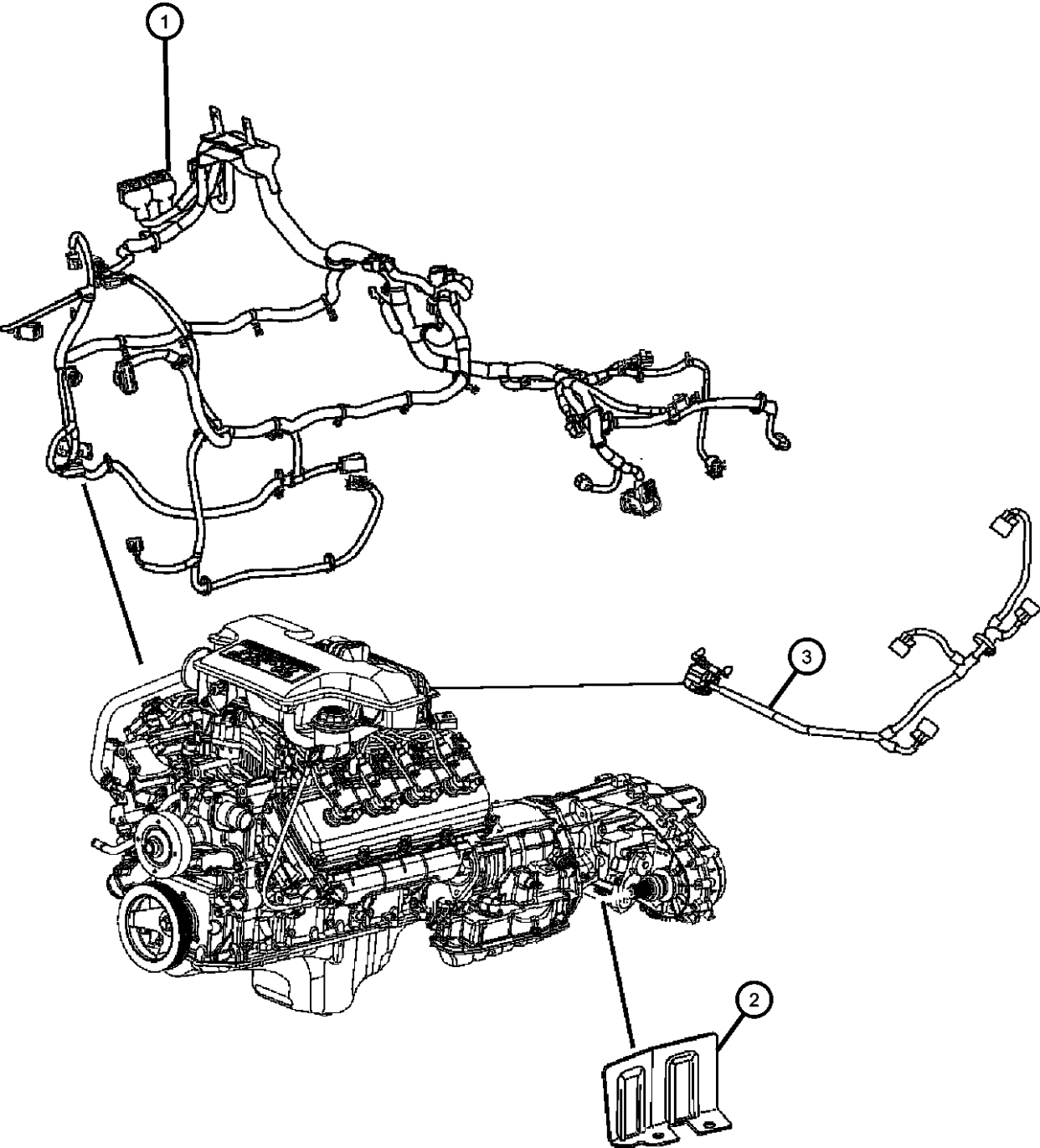
Lamps--Dome-Courtesy-Reading
Figure 8-1150



ITEM	PART NUMBER	QTY	LINE	SERIES	BODY	ENGINE	TRANS	TRIM	DESCRIPTION
1	1GV991D1AA	2	1, 5		74				LAMP, LED
2	04565022	1	1, 5		74				SWITCH AND LAMP, Glove Box
-3	L0000194	1	1, 5		74				BULB, 194
4	5KS68BD1AB	1	1, 5		74				LAMP, Reading, LED
5	5KS68BD1AB	1							SWITCH, Reading Lamp, Serviced in lamp assembly, (NOT SERVICED)
6	55361402AB	1	1, 5		74				LAMP, Liftgate Flood Lamp
-7	55361405AA	2	1, 5		74				LAMP, Courtesy, Instrument panel
-8									LAMP, LED
	55361403AA	1	1, 5		74				Visor Vanity Up to 01/19/06
	55361403AB	2	1, 5		74				Visor Vainity After 01/19/06 and up to 07/31/06
	55361403AC	2	1, 5		74				Visor Vanity After 07/31/06
-9	04685592	1	1, 5		74				LAMP, Cigar Lighter

ASPEN (HG)				
SERIES	LINE	BODY	ENGINE	TRANSMISSION
P = PREMIUM	1 = Lt. Duty DODGE 2WD 5 = Lt. Duty DODGE 4WD	74 = SPORT UTILITY 4-DR TYPE #4	EVA = 4.7L V8 MPI Engine EVD = 4.7L V8 FFV Engine EZB = 5.7L Hemi Multi Displacement Engine	DGQ = 5-Spd Automatic 545RFE Transmission

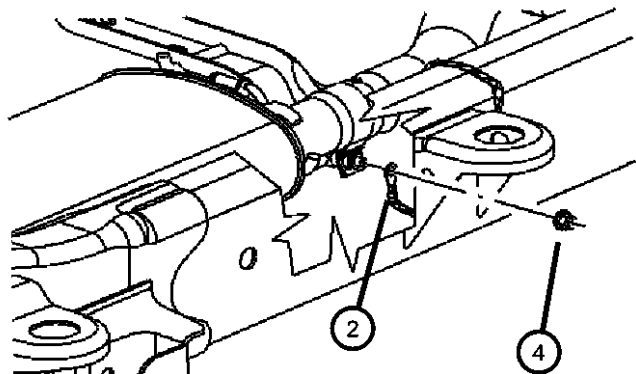
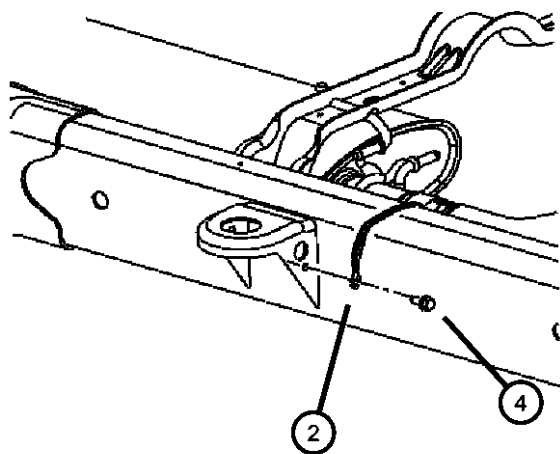
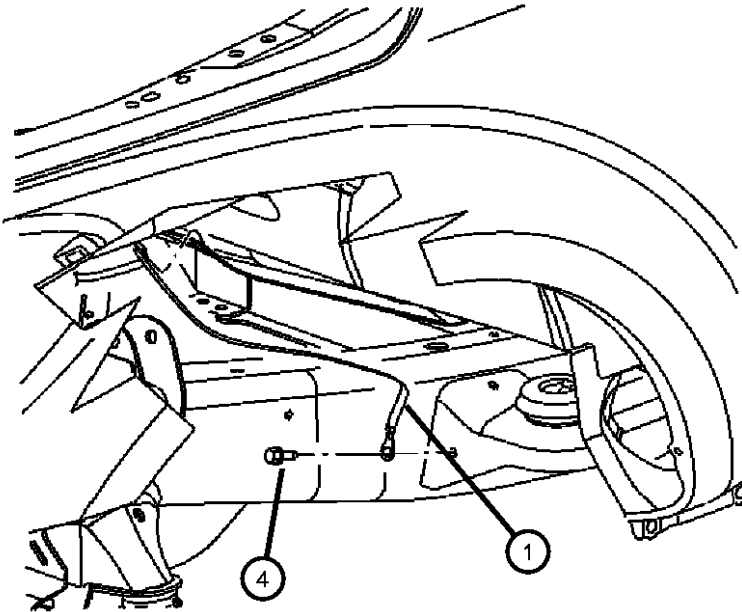
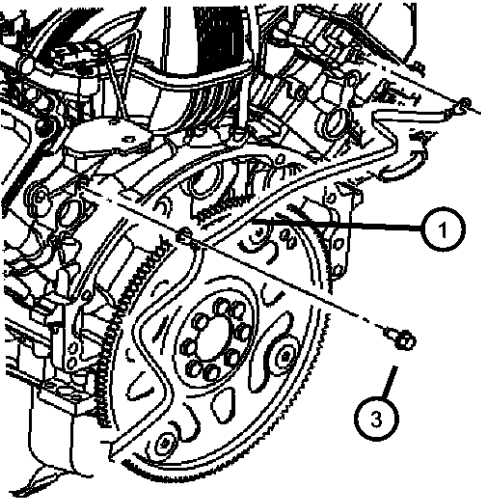
Wiring--Engine
Figure 8-1205



ITEM	PART NUMBER	QTY	LINE	SERIES	BODY	ENGINE	TRANS	TRIM	DESCRIPTION
1									WIRING, Engine, WithTransmis- sion Wiring
	04801458AC	1	1		74	EV0	DG0		
	04801459AC	1	5		74	EV0	DG0		
	04801462AD	1	1		74	EZ0	DG0		
	04801463AD	1	5		74	EZ0	DG0		
2	56045439AB	1	1, 5		74	EV0, EZ0	DG0		SHIELD, Heat
3	56045793AC	1	1, 5		74	EZ0			WIRING, Jumper, Multiple displacement soleniod

ASPEN (HG)				
SERIES	LINE	BODY	ENGINE	TRANSMISSION
P = PREMIUM	1 = Lt. Duty DODGE 2WD 5 = Lt. Duty DODGE 4WD	74 = SPORT UTILITY 4-DR TYPE #4	EVA = 4.7L V8 MPI Engine EVD = 4.7L V8 FFV Engine EZB = 5.7L Hemi Multi Displacement Engine	DGQ = 5-Spd Automatic 545RFE Transmission

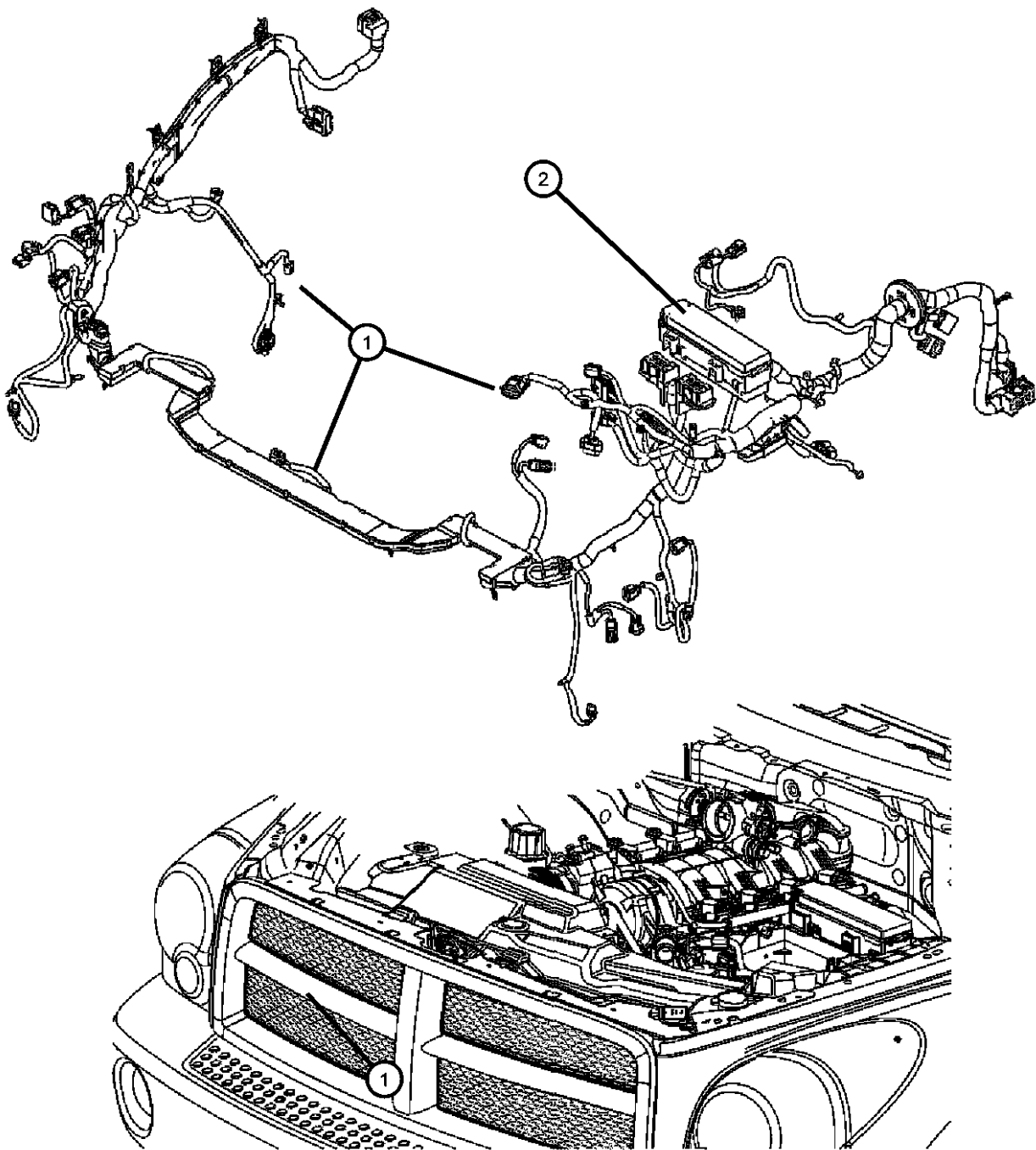
Ground Straps
Figure 8-1210



ITEM	PART NUMBER	QTY	LINE	SERIES	BODY	ENGINE	TRANS	TRIM	DESCRIPTION
1	56043277AD	1	1, 5		74				STRAP, Ground, Engine
2	56043306AA	1	1, 5		74				STRAP, Ground, Exhaust
3	06101799	1	1, 5		74	EV0, EZ0			BOLT AND WASHER, Hex Head, M8x1.25x20, Ground strap to head
4	06505178AA	2	1, 5		74	EV0, EZ0			SCREW, Hex Head, Exhaust ground attaching

ASPEN (HG)				
SERIES	LINE	BODY	ENGINE	TRANSMISSION
P = PREMIUM	1 = Lt. Duty DODGE 2WD 5 = Lt. Duty DODGE 4WD	74 = SPORT UTILITY 4-DR TYPE #4	EVA = 4.7L V8 MPI Engine EVD = 4.7L V8 FFV Engine EZB = 5.7L Hemi Multi Displacement Engine	DGQ = 5-Spd Automatic 545RFE Transmission

Wiring--Headlamp / Dash
Figure 8-1310



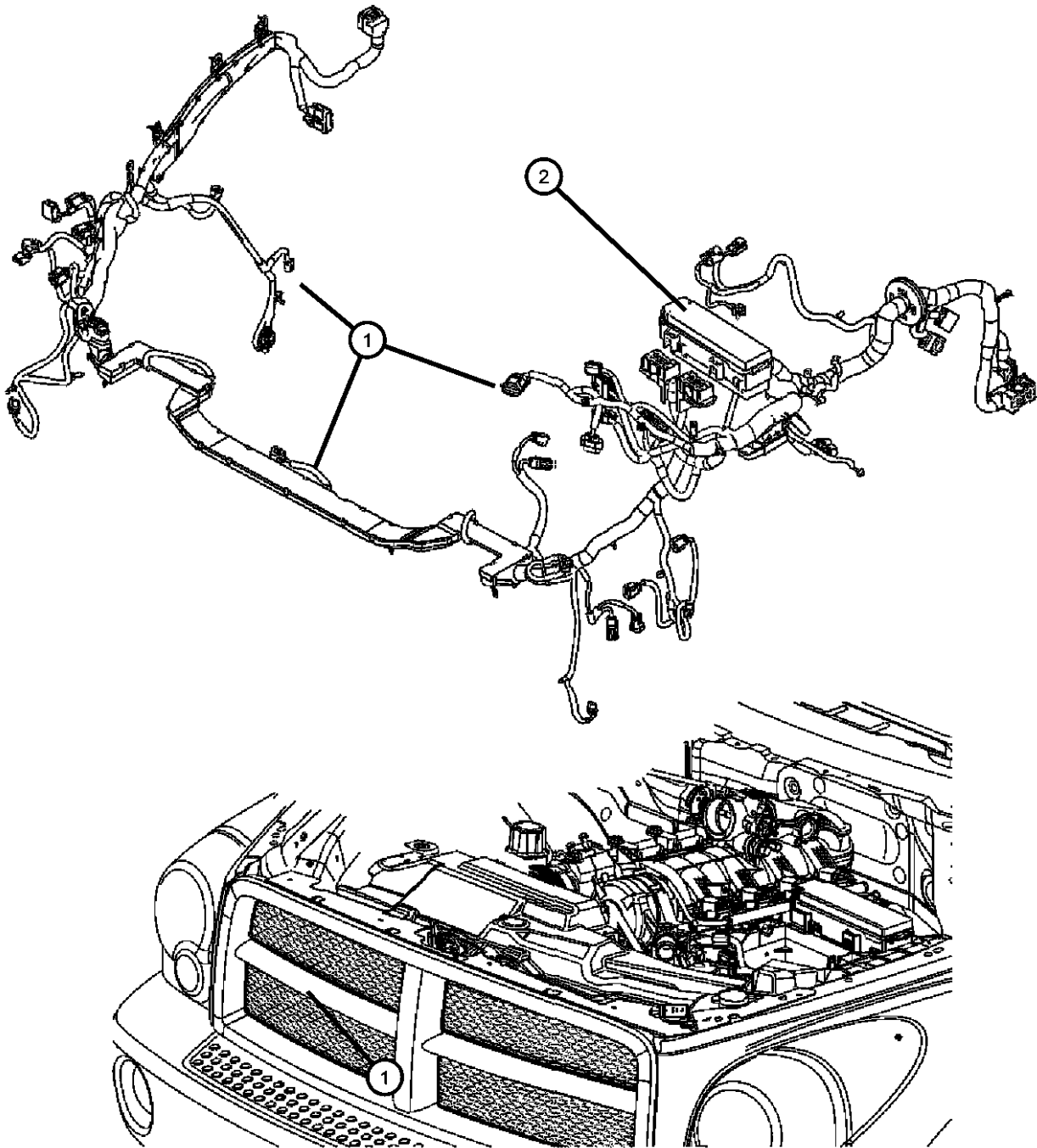
ITEM	PART NUMBER	QTY	LINE	SERIES	BODY	ENGINE	TRANS	TRIM	DESCRIPTION
1									WIRING, Headlamp and Dash
	56055218AF	1	1		74	EVO			[AHC] After 03/28/07
	56055220AE	1	1		74	EZO			Up to 03/28/07
	56055220AF	1	1		74	EZO			After 03/28/07
	56055216AE	1	1		74	EVO			Up to 03/28/07
	56055216AF	1	1		74	EVO			After 03/28/07
	56055218AE	1	1		74	EVO			[AHC] Up to 03/28/07
	56055232AE	1	5		74	EVO			Up to 03/28/07
	56055232AF	1	5		74	EVO			After 03/28/07
	56055222AE	1	1		74	EZO			[AHC] Up to 03/28/07
	56055222AF	1	1		74	EZO			[AHC] After 03/28/07
	56055224AE	1	1		74	EVO			[XBM] Up to 03/28/07
	56055224AF	1	1		74	EVO			[XBM] After 03/28/07
	56055226AE	1	1		74	EVO			[AHC,XBM] Up to 03/28/07
	56055226AF	1	1		74	EVO			[AHC,XBM] After 03/28/07
	56055228AE	1	1		74	EZO			[XBM] Up to 03/28/07
	56055228AF	1	1		74	EZO			[XBM] After 03/28/07
	56055230AE	1	1		74	EZO			[AHC,XBM] Up to 03/28/07
	56055230AF	1	1		74	EZO			[AHC,XBM] After 03/28/07
	56055244AF	1	5		74	EZO			[XBM] After 03/28/07
	56055234AE	1	5		74	EVO			[AHC] Up to 03/28/07
	56055234AF	1	5		74	EVO			[AHC] After 03/28/07
	56055236AE	1	5		74	EZO			Up to 03/28/07
	56055236AF	1	5		74	EZO			After 03/28/07
	56055238AE	1	5		74	EZO			[AHC] Up to 03/28/07
	56055238AF	1	5		74	EZO			[AHC] After 03/28/07
	56055240AE	1	5		74	EVO			[XBM] Up to 03/28/07
	56055240AF	1	5		74	EVO			[XBM] After 03/28/07
	56055242AE	1	5		74	EVO			[AHC,XBM] Up to 03/28/07
	56055242AF	1	5		74	EVO			[AHC,XBM] After 03/28/07
	56055244AE	1	5		74	EZO			[XBM] Up to 03/28/07
	56055246AE	1	5		74	EZO			[AHC,XBM] Up to 03/28/07
	56055246AF	1	5		74	EZO			[AHC,XBM] After 03/28/07
2									COVER, Power Distribution Center
	05127783AB	1	1		74				

ASPEN (HG)				
SERIES	LINE	BODY	ENGINE	TRANSMISSION
P = PREMIUM	1 = Lt. Duty DODGE 2WD 5 = Lt. Duty DODGE 4WD	74 = SPORT UTILITY 4-DR TYPE #4	EVA = 4.7L V8 MPI Engine EVD = 4.7L V8 FFV Engine EZB = 5.7L Hemi Multi Displacement Engine	DGQ = 5-Spd Automatic 545RFE Transmission

AR = use ase required - = Non illustrated part

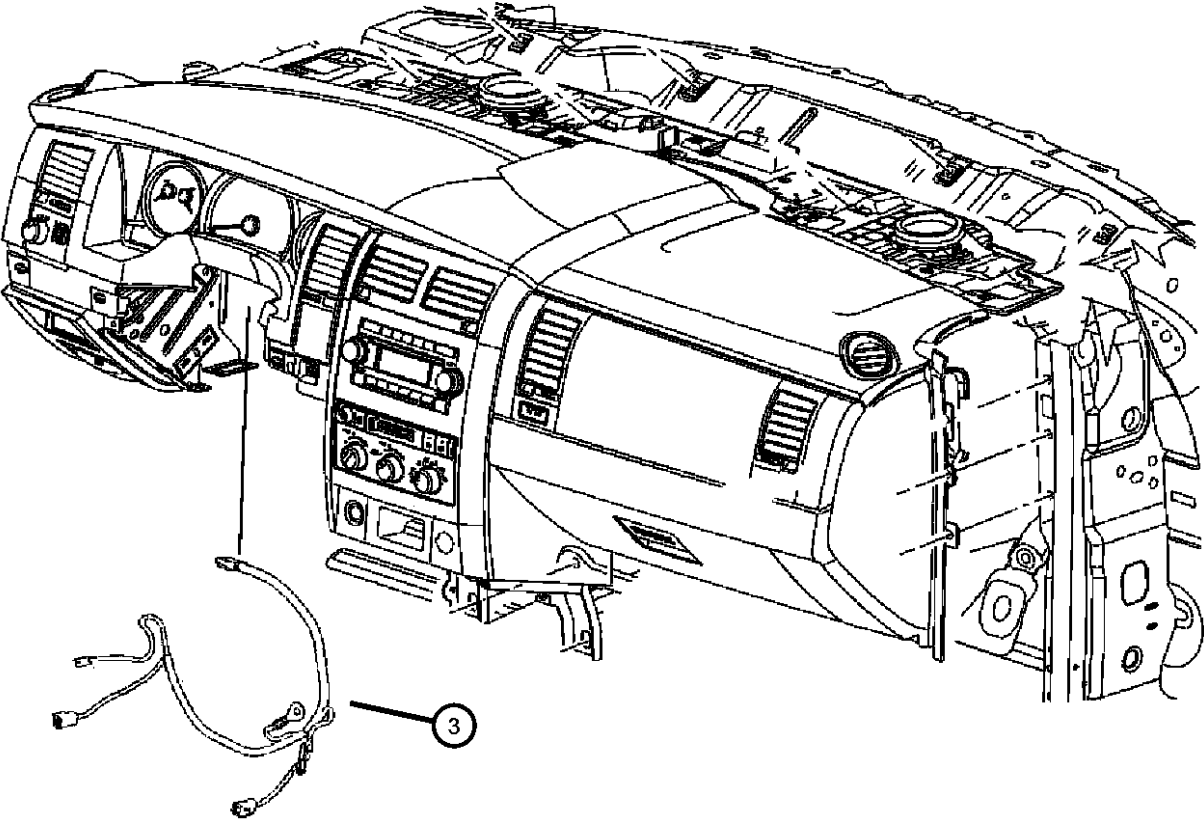
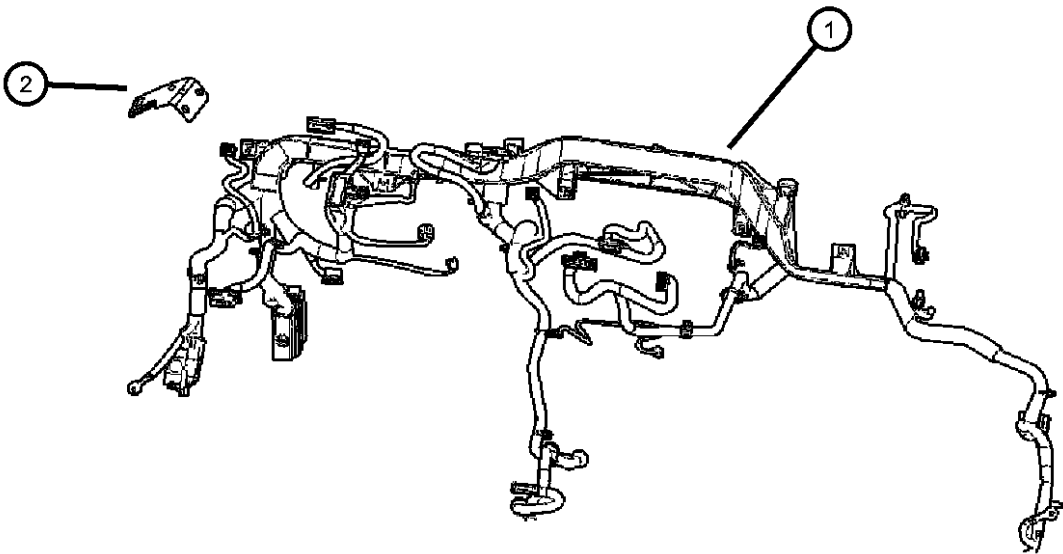
Wiring--Headlamp / Dash
Figure 8-1310

ITEM	PART NUMBER	QTY	LINE	SERIES	BODY	ENGINE	TRANS	TRIM	DESCRIPTION
		1	5		74				
-3	68027875AA	1	1, 5		74				WIRING, Jumper, Cooling Fan, Pusher fan



ASPEN (HG)				
SERIES	LINE	BODY	ENGINE	TRANSMISSION
P = PREMIUM	1 = Lt. Duty DODGE 2WD 5 = Lt. Duty DODGE 4WD	74 = SPORT UTILITY 4-DR TYPE #4	EVA = 4.7L V8 MPI Engine EVD = 4.7L V8 FFV Engine EZB = 5.7L Hemi Multi Displacement Engine	DGQ = 5-Spd Automatic 545RFE Transmission

Wiring--Instrument Panel
Figure 8-1410



ITEM	PART NUMBER	QTY	LINE	SERIES	BODY	ENGINE	TRANS	TRIM	DESCRIPTION
1									WIRING, Instrument Panel
	56055077AE	1	1, 5		74				[X81,HBB,JPM,RSP]
	56055478AD	1	1, 5		74				[X81,HBB]
	56055479AD	1	1, 5		74				[X81,HBB,JPM]
	56055480AC	1	1, 5		74				[RGC,RGD,X81,HBB]
	56055481AC	1	1, 5		74				[RGC,RGD,X81,HBB,JPM]
	56055482AC	1	1, 5		74				[RGC,RGD,X81,HBB,RSP]
	56055483AC	1	1, 5		74				[RGC,RGD,X81,HBB,RSP,JPM]
	56055484AC	1	1, 5		74				[X81,HAF]
	56055485AC	1	1, 5		74				[X81,HAF,RSP]
	56055078AE	1	1, 5		74				[X81,HBB,RSP]
2	56045653AA	1	1, 5		74				BRACKET, Connector
3	56049424AH	1	1, 5		74				WIRING, Steering Wheel

ASPEN (HG)				
SERIES	LINE	BODY	ENGINE	TRANSMISSION
P = PREMIUM	1 = Lt. Duty DODGE 2WD 5 = Lt. Duty DODGE 4WD	74 = SPORT UTILITY 4-DR TYPE #4	EVA = 4.7L V8 MPI Engine EVD = 4.7L V8 FFV Engine EZB = 5.7L Hemi Multi Displacement Engine	DGQ = 5-Spd Automatic 545RFE Transmission

AR = use ase required - = Non illustrated part

Wiring Body
Figure 8-1505

	ITEM	PART NUMBER	QTY	LINE	SERIES	BODY	ENGINE	TRANS	TRIM	DESCRIPTION
	1									WIRING, Front Door
		56055210AD	1	5, 1		74				[GTS], Right
		56055211AD	1	1, 5		74				[GTS], Left
		56055214AD	1	1, 5		74				[LEZ], Right
		56055215AD	1	1, 5		74				[LEZ], Left
	2									WIRING, Rear Door
		56055054AA	2	1, 5		74				[RCD]
		5605553AA	2	1, 5		74				[RGC,RGD]
	3									WIRING, Liftgate
		56055755AA	1	1, 5		74				
		56055756AB	1	1, 5		74				[JRC]
	4									WIRING, Body, Interior
		56055094AD	1	1, 5		74				[HBB]
		56055096AD	1	1, 5		74				[CGS,HBB]
		56055097AD	1	1, 5		74				[CGS,HBB,JRC]
		56055099AD	1	1, 5		74				[CGS,HBB,RSA,JRC,XAA]
		56055100AD	1	1, 5		74				[CGS,HBB,RGC]
		56055105AD	1	1, 5		74				[RGC,RGD,CGS,HBB,RSA,JRC,XAA]
		56055106AD	1	1, 5		74				[CGS,HBB,RGD,RSA,JPM]
		56055107AD	1	1, 5		74				[CGS,HBB,RGD,RSA,JPM,JRC,XAA]
		56055108AD	1	1, 5		74				[CGS,HBB,RGD]
		56055109AD	1	1, 5		74				[CGS,HBB,RGD,JRC,XAA]
		56055110AD	1	1, 5		74				[HBB,JPM]
		56055111AD	1	1, 5		74				[CGS,HBB,JPM,JRC,XAA]
		56055101AD	1	1, 5		74				[RGC,RGD,CGS,HBB,JRC,XAA]
		56055102AD	1	1, 5		74				[RGC,RGD,HBB]
		56055103AD	1	1, 5		74				[RGC,RGD,HBB,JRC,XAA]
		56055104AD	1	1, 5		74				[RGC,RGD,CGS,HBB,RSA]
		56055118AD	1	1, 5		74				[RGC,RGD,HBB,JPM]
		56055119AD	1	1, 5		74				[RGC,RGD,HBB,JPM,JRC,XAA]
		56055120AD	1	1, 5		74				[CGS,HBB,RGC,RSA,JPM,JPZ]
		56055112AD	1	1, 5		74				[CGS,HBB,JPM,JPZ]
		56055113AD	1	1, 5		74				[CGS,HBB,JPM,JPZ,JRC,XAA]
		56055114AD	1	1, 5		74				[CGS,HBB,JPM,RSA,JPZ]
		56055115AD	1	1, 5		74				[CGS,HBB,JPM,RSA,JPZ,JRC,XAA]

ASPEN (HG)				
SERIES	LINE	BODY	ENGINE	TRANSMISSION
P = PREMIUM	1 = Lt. Duty DODGE 2WD 5 = Lt. Duty DODGE 4WD	74 = SPORT UTILITY 4-DR TYPE #4	EVA = 4.7L V8 MPI Engine EVD = 4.7L V8 FFV Engine EZB = 5.7L Hemi Multi Displacement Engine	DGQ = 5-Spd Automatic 545RFE Transmission

AR = use ase required - = Non illustrated part

Wiring Body
Figure 8-1505

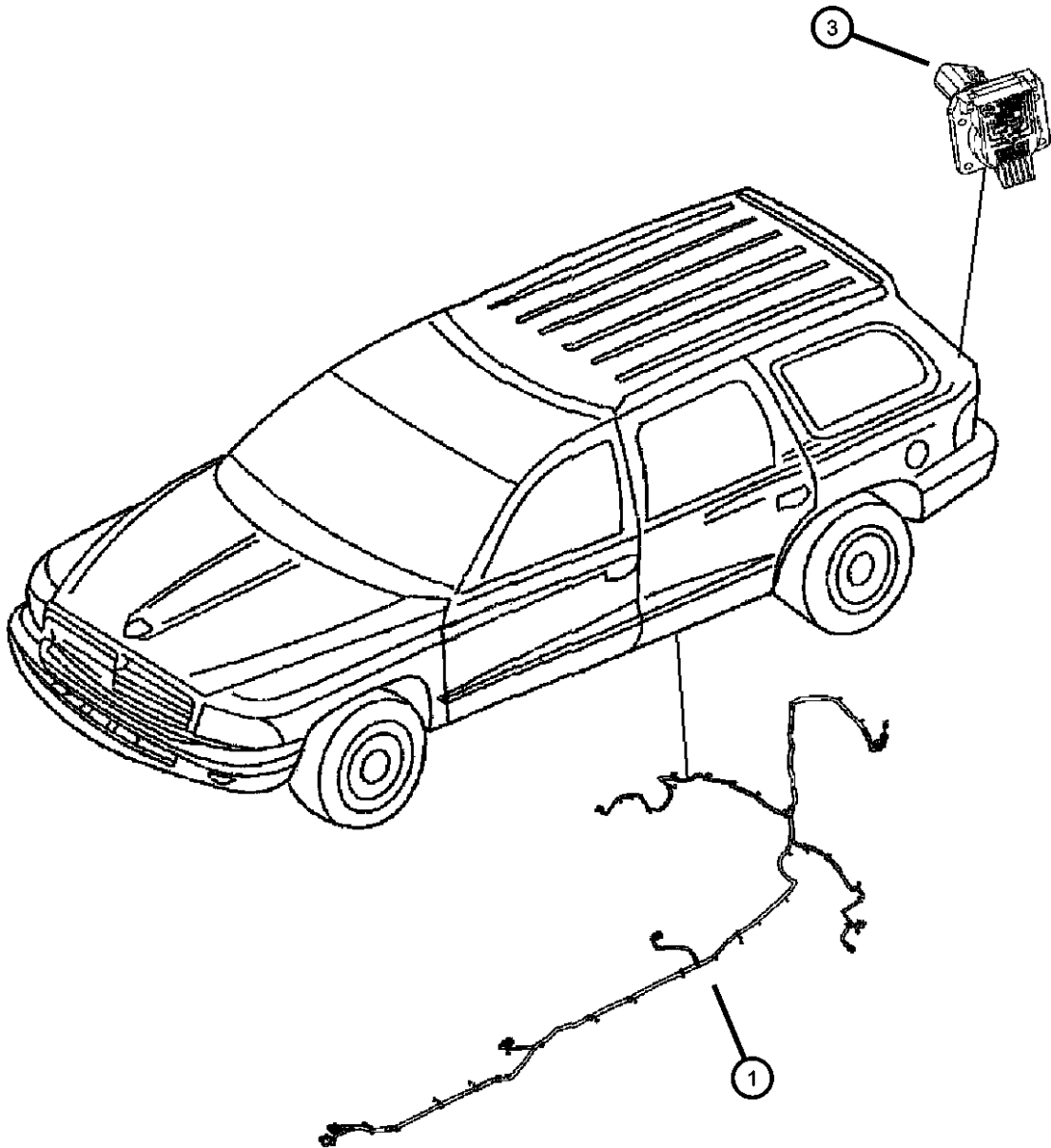
	ITEM	PART NUMBER	QTY	LINE	SERIES	BODY	ENGINE	TRANS	TRIM	DESCRIPTION
		56055116AD	1	1, 5		74				[RGC,RGD,CGS,HBB,JPM,JPZ]
		56055117AD	1	1, 5		74				[RGC,RGD,CGS,HBB,JPM,JPZ,JRC]
		56055178AD	1	1, 5		74				[CGS,HBB,JPM,RSA]
		56055179AD	1	1, 5		74				[CGS,HBB,JPM,RSA,JRC,XAA]
		56055121AD	1	1, 5		74				[CGS,HBB,RGC,RSA,JPM,JPZ,JRC]
		56055122AD	1	1, 5		74				[RGC,RGD,CGS,HBB,JPM]
		56055123AD	1	1, 5		74				[RGC,RGD,CGS,HBB,JPM,JRC,XAA]
		56055124AD	1	1, 5		74				[CGS,HBB,RGD,RSA,JPM,JPZ]
		56055125AD	1	1, 5		74				[CGS,HBB,RGD,RSA,JPM,JPZ,JRC]
		56055168AD	1	1, 5		74				[CGS,HBB,RSA]
		56055169AD	1	1, 5		74				[HBB,JRC,XAA]
		56055175AD	1	1, 5		74				[CGS,HBB,RGC,RSA,JPM,JRC,XAA]
		56055176AD	1	1, 5		74				[HBB,JPM,JRC,XAA]
		56055201AD	1	1, 5		74				[CGS,LEZ,JPM,JPZ] Up to 08/02/06
		56055180AD	1	1, 5		74				[RGC,RGD,CGS,HBB,JPM,XRV]
		56055181AD	1	1, 5		74				[RGC,RGD,CGS,HBB,JPM,XRV,JRC]
		56055182AD	1	1, 5		74				[CGS,HBB,RGC,XRV]
		56055183AD	1	1, 5		74				[RGC,RGD,CGS,HBB,JPM,XRV,JPZ]
		56055184AD	1	1, 5		74				[RGC,RGD,CGS,HBB,JPM,XRV,JPZ]
		56055188AD	1	1, 5		74				[LEZ]
		56055189AD	1	1, 5		74				[LEZ,JPM]
		56055194AD	1	1, 5		74				[LEZ,JPM,RSA]
		56055195AD	1	1, 5		74				[CGS,LEZ]
		56055198AD	1	1, 5		74				[CGS,LEZ,JPM] Up to 08/02/06
		68020477AA	1	1, 5		74				[CGS,LEZ,JPM] After 08/02/06
		68020478AA	1	1, 5		74				[CGS,LEZ,JPM,JPZ] After 08/02/06
	5	68004985AA	1	5, 1		74				WIRING, Console
	-6	56021909AA	2	1, 5		74				GROMMET, Body Wiring
	-7									WIRING, Mirror Jumper
		56055282AC	1	1, 5		74				[RSP]
		56055674AA	1	1, 5		74				[GNT]

ASPEN (HG)				
SERIES	LINE	BODY	ENGINE	TRANSMISSION
P = PREMIUM	1 = Lt. Duty DODGE 2WD 5 = Lt. Duty DODGE 4WD	74 = SPORT UTILITY 4-DR TYPE #4	EVA = 4.7L V8 MPI Engine EVD = 4.7L V8 FFV Engine EZB = 5.7L Hemi Multi Displacement Engine	DGQ = 5-Spd Automatic 545RFE Transmission

AR = use ase required - = Non illustrated part

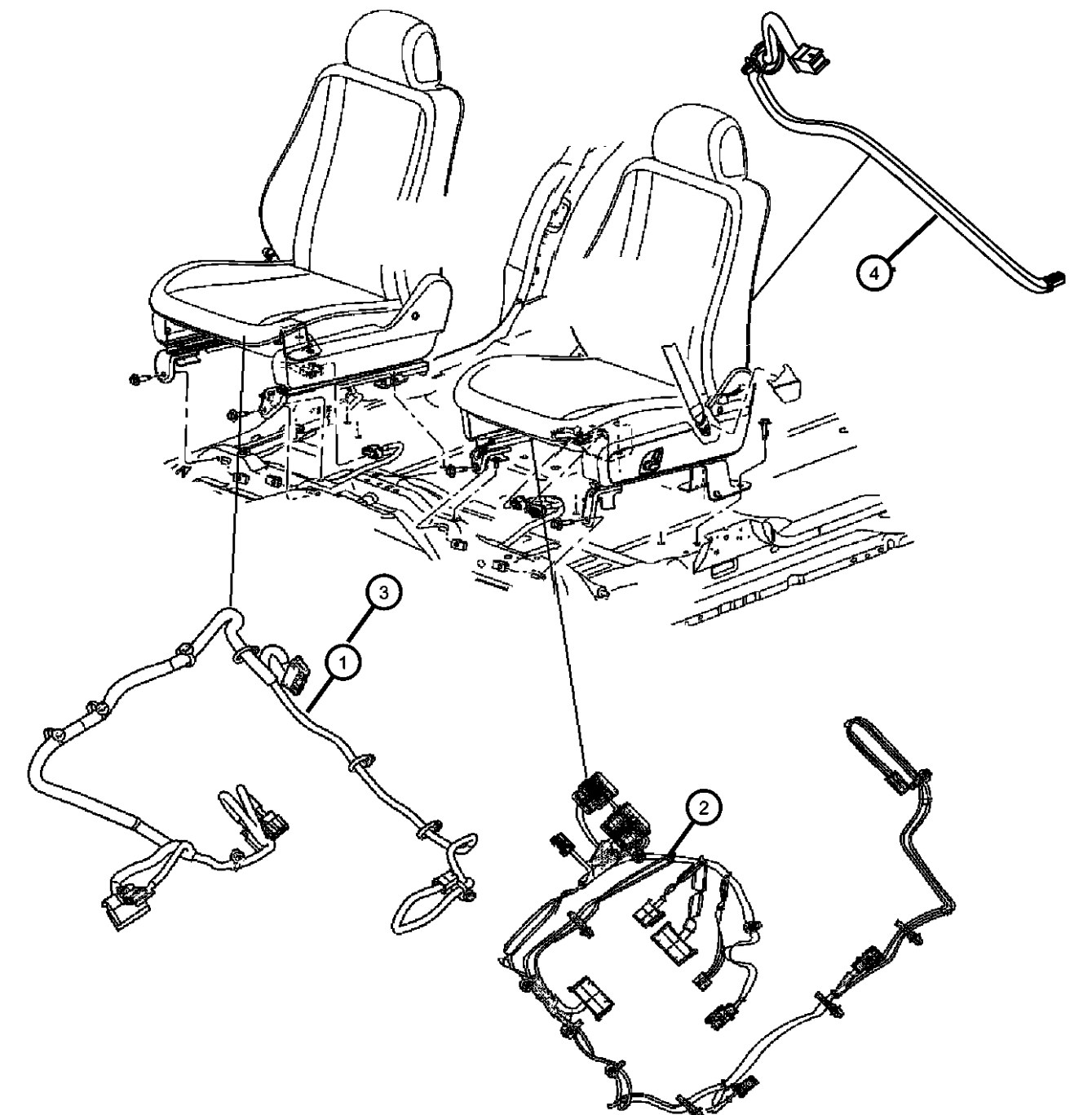
Wiring Chassis
Figure 8-1510

ITEM	PART NUMBER	QTY	LINE	SERIES	BODY	ENGINE	TRANS	TRIM	DESCRIPTION
1									WIRING, Chassis
	56055283AC	1	1, 5		74				
	56055284AC	1	1, 5		74				[AHC]
-2	56045795AB	1	1, 5		74				WIRING, Trailer Tow, [AHC]
3	56055632AB	1	1, 5		74				CONNECTOR, 7 Way, [AHC]



ASPEN (HG)	LINE	BODY	ENGINE	TRANSMISSION
SERIES				
P = PREMIUM	1 = Lt. Duty DODGE 2WD 5 = Lt. Duty DODGE 4WD	74 = SPORT UTILITY 4-DR TYPE #4	EVA = 4.7L V8 MPI Engine EVD = 4.7L V8 FFV Engine EZB = 5.7L Hemi Multi Displacement Engine	DGQ = 5-Spd Automatic 545RFE Transmission

Wiring Seats
Figure 8-1515

	ITEM	PART NUMBER	QTY	LINE	SERIES	BODY	ENGINE	TRANS	TRIM	DESCRIPTION
	1	68003187AA	1	1, 5		74				WIRING, Power Seat, 4 way, Right
	2									WIRING, Power Seat
		68003258AA	1	1, 5		74				8 way heated tag #L0119173AA02
		68003197AA	1	1, 5		74				8 way heated memory tag #L0119175AA02
		68003233AA	1	1, 5		74				8 way tag #L0119172AA02
	3									WIRING, Seat
		68003198AA	1	1, 5		74				Tag #L0119177AA02, Right, Export
		68003256AA	1	1, 5		74				2 way manual heated tag #L0126020AA02, , Export
		68019164AA	1	1, 5		74				2 way manual tag #L0126019AA02, Right
	4									WIRING, Seat
		68003186AA	1	1, 5		74				Recliner jumper
		68003196AA	1	1, 5		74				Recliner jumper with memory
<div> <div> ASPEN (HG) SERIES P = PREMIUM </div> <div> LINE 1 = Lt. Duty DODGE 2WD 5 = Lt. Duty DODGE 4WD </div> <div> BODY 74 = SPORT UTILITY 4-DR TYPE #4 </div> <div> ENGINE EVA = 4.7L V8 MPI Engine EVD = 4.7L V8 FFV Engine EZB = 5.7L Hemi Multi Displacement Engine </div> <div> TRANSMISSION DGQ = 5-Spd Automatic 545RFE Transmission </div> </div>										

AR = use ase required - = Non illustrated part

Wiring Repair Kit
Figure 8-1605

ITEM	PART NUMBER	QTY	LINE	SERIES	BODY	ENGINE	TRANS	TRIM	DESCRIPTION
-1	56021384	1	1, 5		74				CLIP
-2	56055632AB	1	1, 5		74				CONNECTOR, 7 Way

For Electrical Connector Repair Information visit
the World Wide Web at

<http://dto.vftis.com/mopar/disclaimer.asp>

ASPEN (HG)

SERIES

P = PREMIUM

LINE

1 = Lt. Duty DODGE 2WD

5 = Lt. Duty DODGE 4WD

BODY

74 = SPORT UTILITY 4-DR
TYPE #4

ENGINE

EVA = 4.7L V8 MPI Engine
EVD = 4.7L V8 FFV Engine
EZB = 5.7L Hemi Multi
Displacement Engine

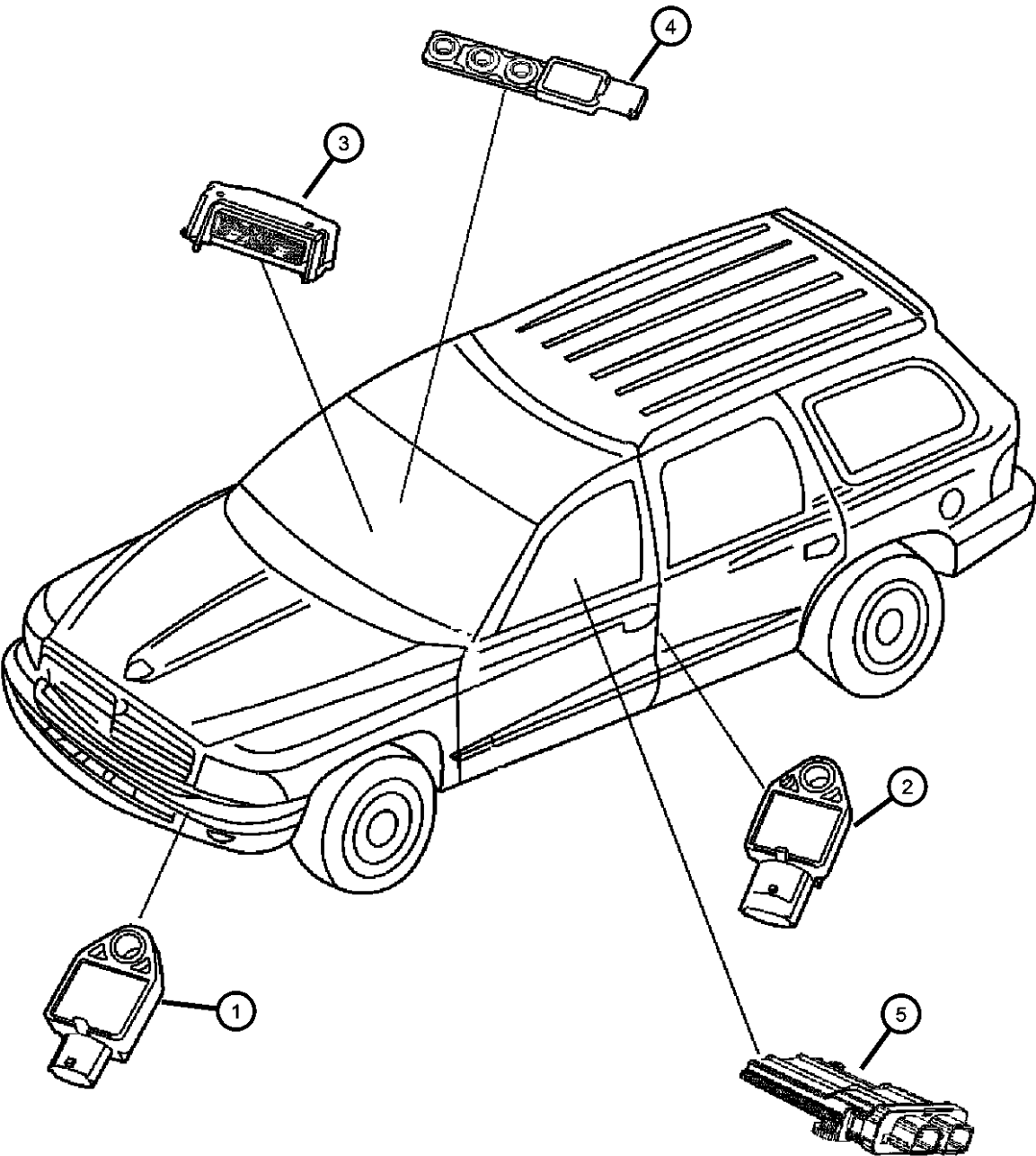
TRANSMISSION

DGQ = 5-Spd Automatic 545RFE
Transmission

AR = use as required - = Non illustrated part

2007 HG

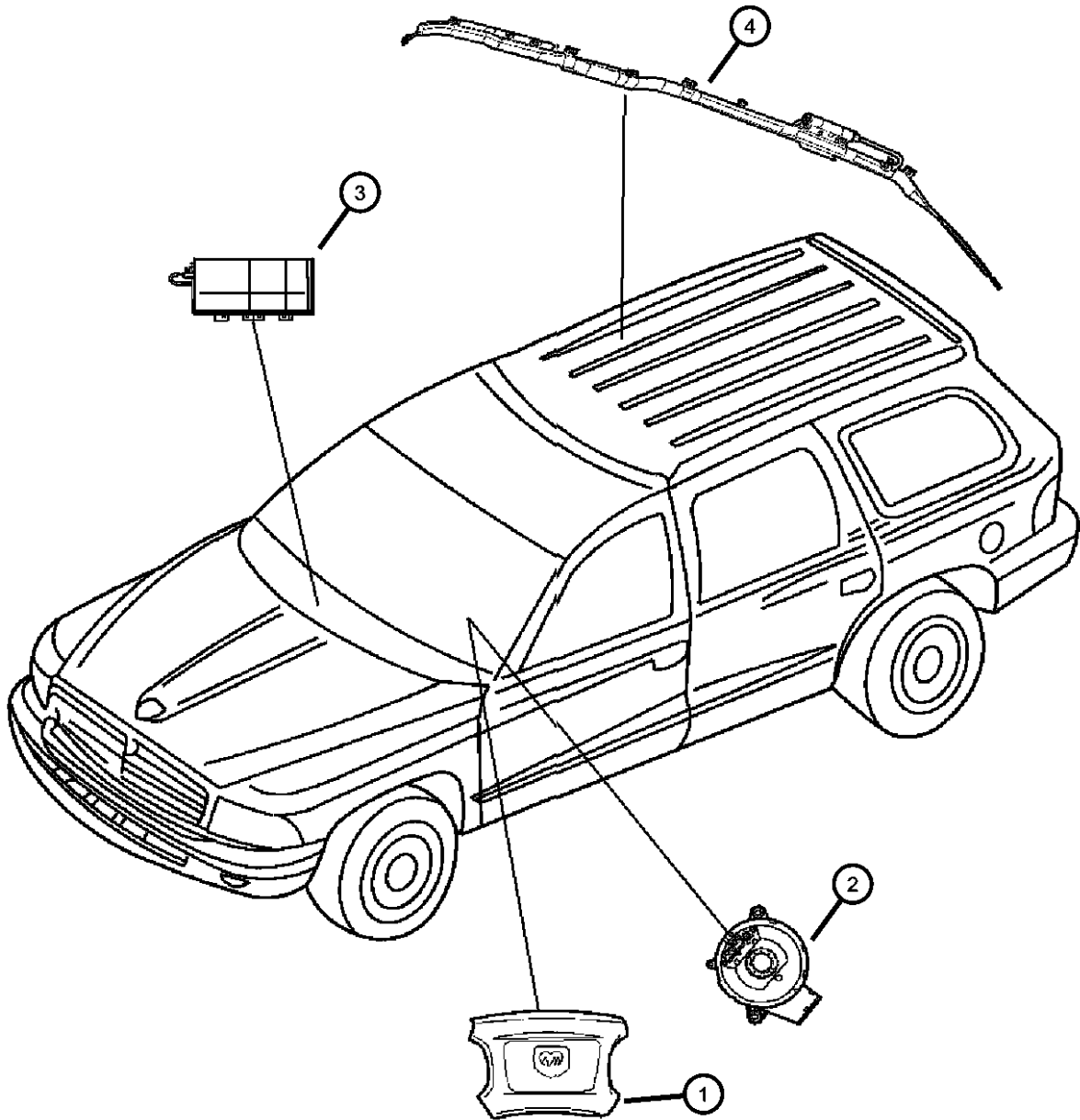
Air Bag Modules and Sensors
Figure 8-1705



ITEM	PART NUMBER	QTY	LINE	SERIES	BODY	ENGINE	TRANS	TRIM	DESCRIPTION
1	04896061AA	2	1, 5		74				SENSOR, Air Bag
2	04896065AA	6	1, 5		74				SENSOR, Side Airbag Impact
3									MODULE, Occupant Restraint
	56043319AF	1	1, 5		74				[CG1,CG3]
	04606948AC	1							[CG1,CG3,CGS] Up to 05/1606
	04896158AB	1	1, 5		74				[CG1,CG3,CGS] After 05/16/06
4	56043196AF	4	1, 5		74				SENSOR, Strain Gauge
5	56043195BD	1	1, 5		74				MODULE, Occupant Classification

ASPEN (HG)				
SERIES	LINE	BODY	ENGINE	TRANSMISSION
P = PREMIUM	1 = Lt. Duty DODGE 2WD 5 = Lt. Duty DODGE 4WD	74 = SPORT UTILITY 4-DR TYPE #4	EVA = 4.7L V8 MPI Engine EVD = 4.7L V8 FFV Engine EZB = 5.7L Hemi Multi Displacement Engine	DGQ = 5-Spd Automatic 545RFE Transmission

Air Bags and Clock Spring
Figure 8-1710

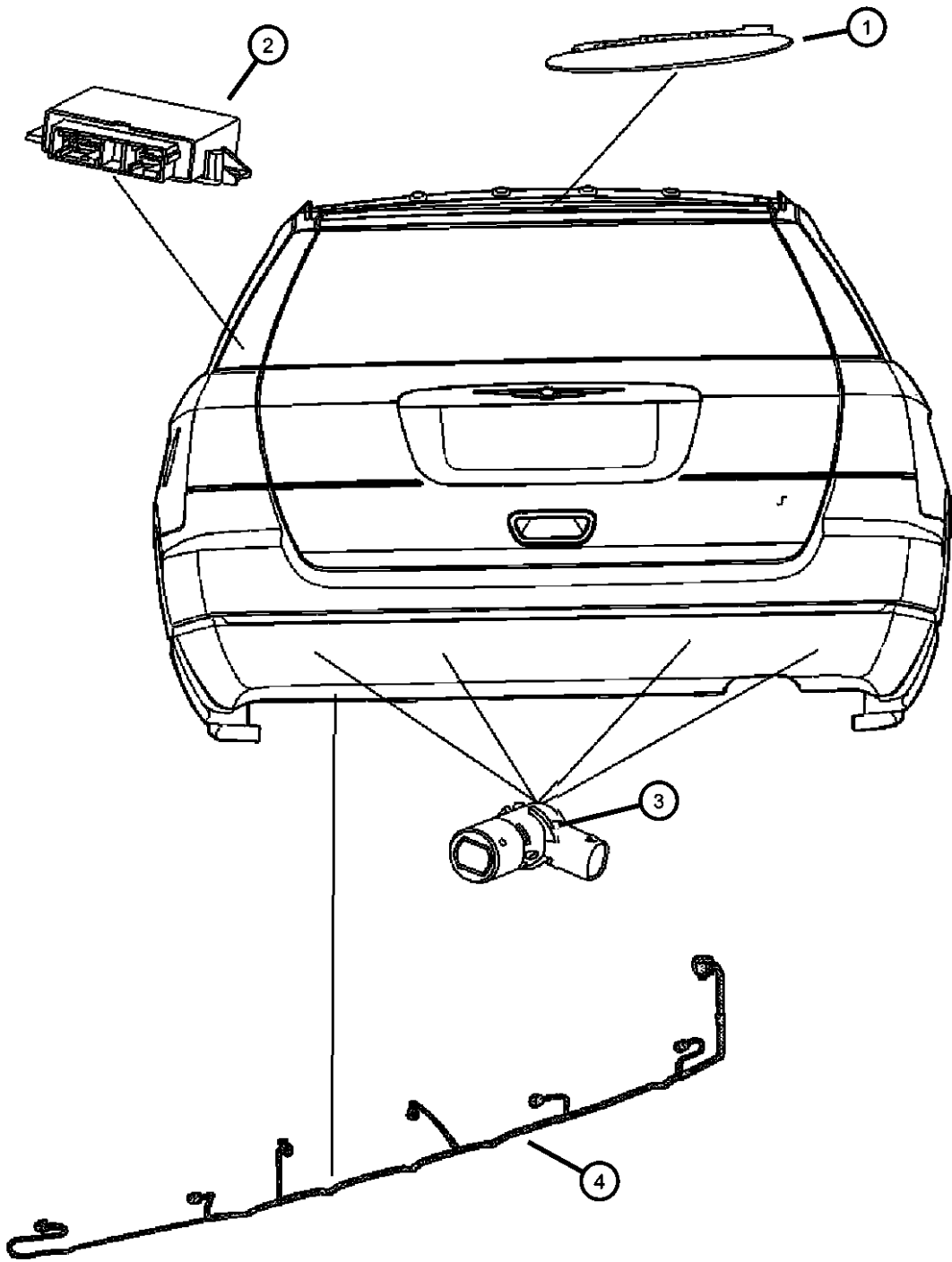


ITEM	PART NUMBER	QTY	LINE	SERIES	BODY	ENGINE	TRANS	TRIM	DESCRIPTION
1	1BQ03BD1AB	1	1, 5		74				AIR BAG, Driver
	1BQ03XD-BAB	1	5, 1		74				[J1] Up to 07/31/06
	1BQ03BD1AC	1	1, 5		74				[DB] Up to 07/31/06
	1BQ03XD-BAC	1	1, 5		74				[J1] After 07/31/06
2	05082062AG	1	1, 5		74				AIR BAG, Passenger
	56049795AD	1	1, 5		74				[DB]
3	1EM89XD-HAA	1	1, 5		74				CLOCKSPRING
	1EM89ZJ8AA	1	1, 5		74				[BNB]
	5JM25XD-HAD	1	1, 5		74				
	5JM25ZJ8AD	1	1, 5		74				[J1]
4	52029344AE	1	1, 5		74				[DB][JAM]
	52029345AE	1	1, 5		74				[J1][JAM]
									AIR BAG, Side Curtain
									Right
									Left

ASPEN (HG)				
SERIES	LINE	BODY	ENGINE	TRANSMISSION
P = PREMIUM	1 = Lt. Duty DODGE 2WD 5 = Lt. Duty DODGE 4WD	74 = SPORT UTILITY 4-DR TYPE #4	EVA = 4.7L V8 MPI Engine EVD = 4.7L V8 FFV Engine EZB = 5.7L Hemi Multi Displacement Engine	DGQ = 5-Spd Automatic 545RFE Transmission

Park Assist Detection System
Figure 8-1805

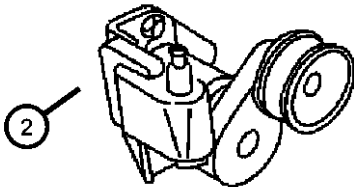
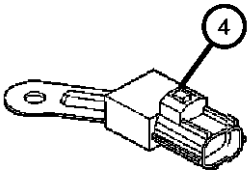
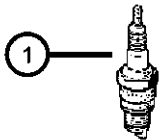
ITEM	PART NUMBER	QTY	LINE	SERIES	BODY	ENGINE	TRANS	TRIM	DESCRIPTION
1	56046042AA	1	1, 5		74				DISPLAY, Parking Assist
2	05026154AB	1	1, 5		74				MODULE, Parking Assist
3									SENSOR, Park Assist
	1AF631BMAA	1	1, 5		74				[BM]
	1AF631DMAA	1	1, 5		74				[DM]
	1AF631JCAA	1	1, 5		74				[JC]
	1AF631S2AA	1	1, 5		74				[S2]
	1AF631VJAA	1	1, 5		74				[VJ]
	1AF631WGAA	1	1, 5		74				[WG]
	1AF631B6AA	1	1, 5		74				[B6]
	1AF631XRAA	1	1, 5		74				[XR]
4	68002936AA	1	1, 5		74				HARNESS, Sensor Wiring



ASPEN (HG)				
SERIES	LINE	BODY	ENGINE	TRANSMISSION
P = PREMIUM	1 = Lt. Duty DODGE 2WD 5 = Lt. Duty DODGE 4WD	74 = SPORT UTILITY 4-DR TYPE #4	EVA = 4.7L V8 MPI Engine EVD = 4.7L V8 FFV Engine EZB = 5.7L Hemi Multi Displacement Engine	DGQ = 5-Spd Automatic 545RFE Transmission

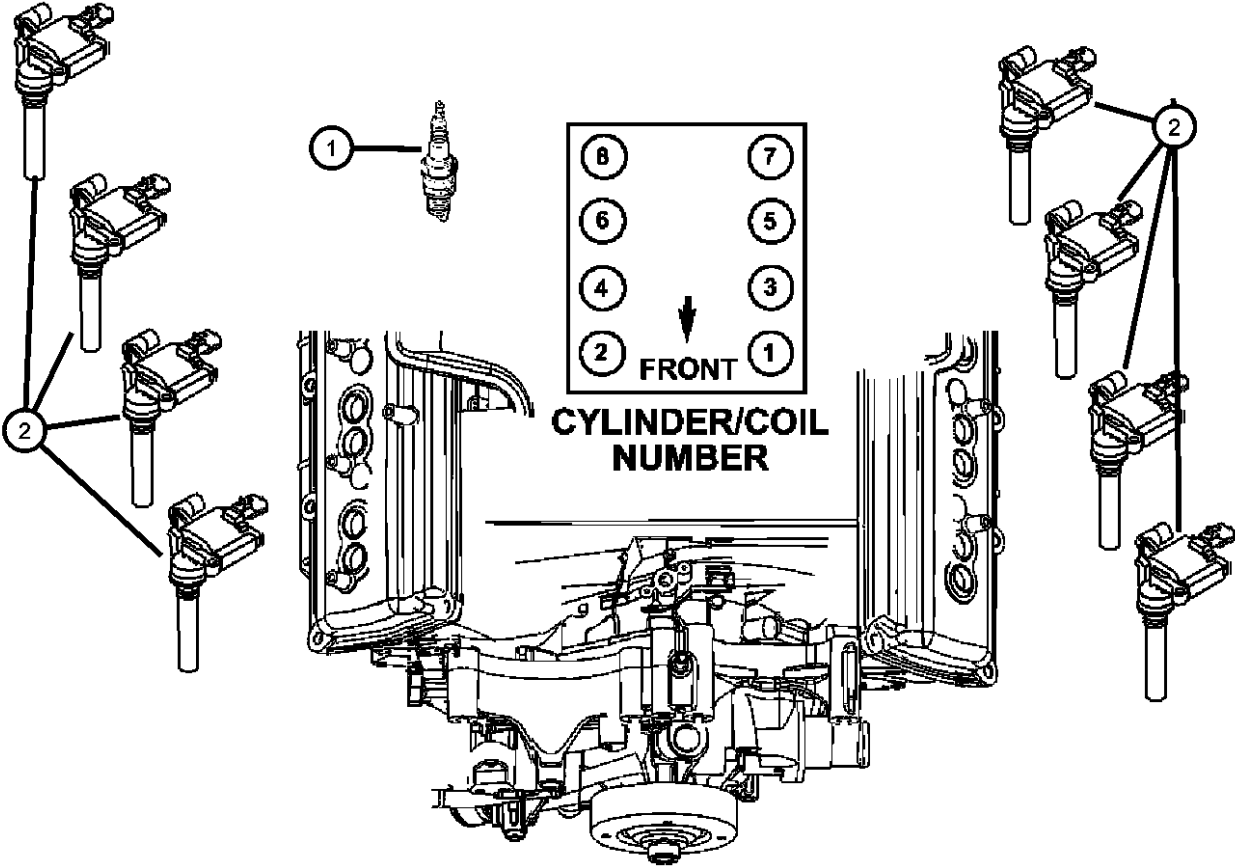
Spark Plugs--Cables--Coils [4.7L Engine]
Figure 8-1905

ITEM	PART NUMBER	QTY	LINE	SERIES	BODY	ENGINE	TRANS	TRIM	DESCRIPTION
1	SPRC12MCC4	8	1, 5		74	EV0			SPARK PLUG
2	56028138AF	8	1, 5		74	EV0			COIL, Ignition
-3	56028138AF	8							NUT, M6x1, (NOT SERVICED)
4	56028644AB	1	1, 5		74	EV0			CAPACITOR, Ignition
-5	05072382AA	8	1, 5		74	EV0			O RING



ASPEN (HG) SERIES	LINE	BODY	ENGINE	TRANSMISSION
P = PREMIUM	1 = Lt. Duty DODGE 2WD 5 = Lt. Duty DODGE 4WD	74 = SPORT UTILITY 4-DR TYPE #4	EVA = 4.7L V8 MPI Engine EVD = 4.7L V8 FFV Engine EZB = 5.7L Hemi Multi Displacement Engine	DGQ = 5-Spd Automatic 545RFE Transmission

Spark Plugs -- Coils [5.7L Engine]
Figure 8-1910

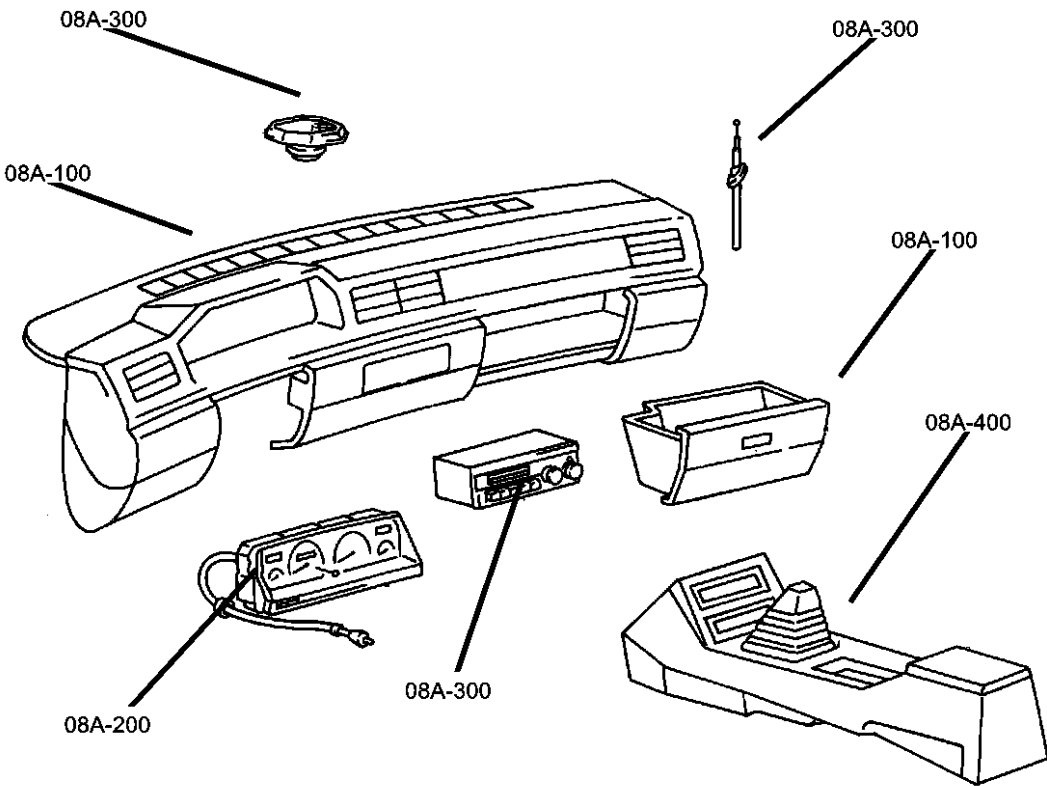


ITEM	PART NUMBER	QTY	LINE	SERIES	BODY	ENGINE	TRANS	TRIM	DESCRIPTION
1	SPRE14MCC4	16	1, 5		74	EZ0			SPARK PLUG
2	56029129AB	8	1, 5		74	EZB			COIL, Ignition
-3	05149011AA	1	1, 5		74	EZ0			CAPACITOR, Ignition

ASPEN (HG)									
SERIES	LINE			BODY		ENGINE		TRANSMISSION	
P = PREMIUM	1 = Lt. Duty DODGE 2WD 5 = Lt. Duty DODGE 4WD			74 = SPORT UTILITY 4-DR TYPE #4		EVA = 4.7L V8 MPI Engine EVD = 4.7L V8 FFV Engine EZB = 5.7L Hemi Multi Displacement Engine		DGQ = 5-Spd Automatic 545RFE Transmission	

Group - 08A

Instrument Panel and Radios and Consoles

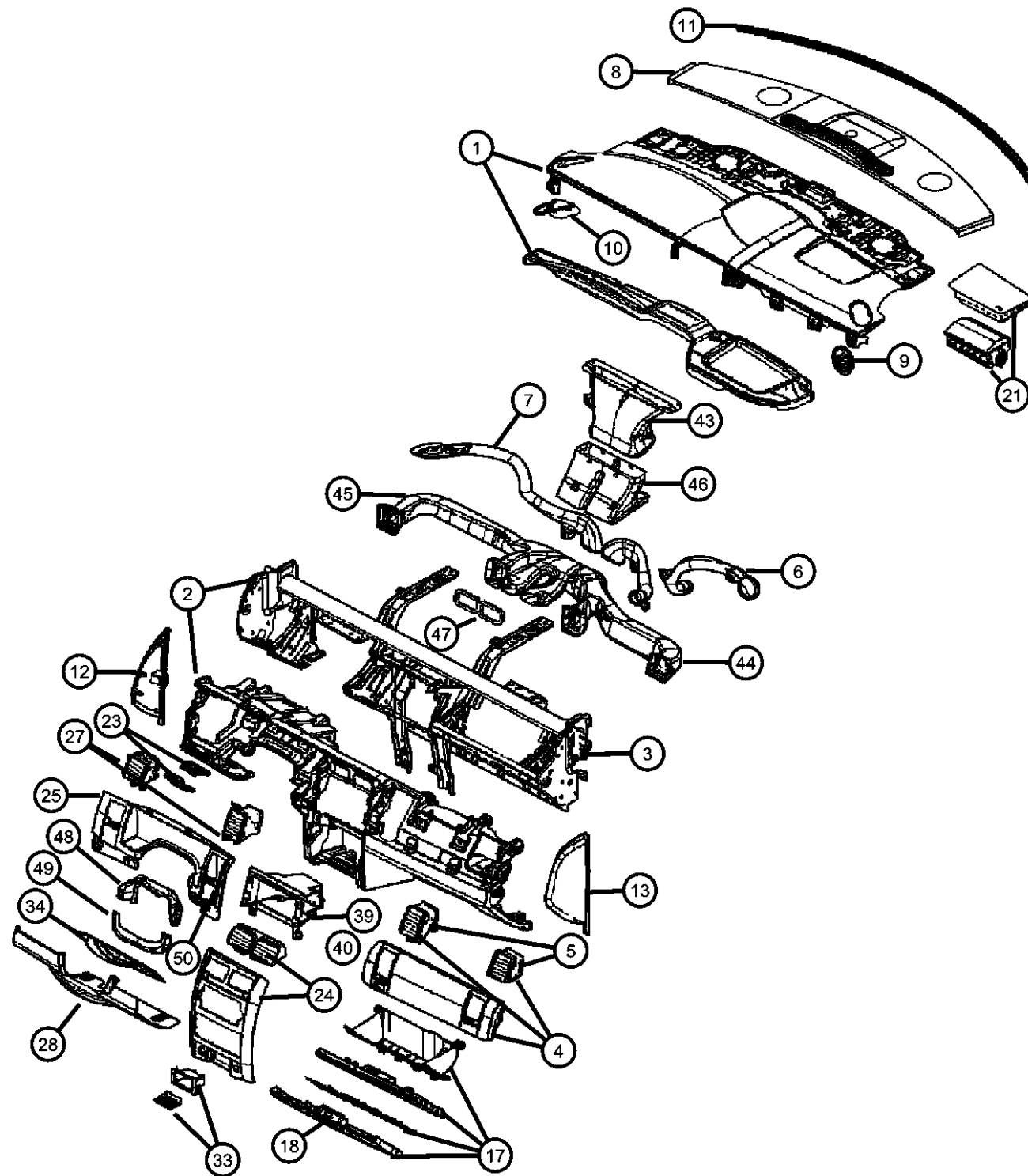


Group - 08A Instrument Panel and Radios and Consoles

Illustration Title	Group-Fig. No.
Instrument Panel	
Instrument Panel	Fig. 08A - 110
Instrument Panel Cluster	
Instrument Cluster.....	Fig. 08A - 210
Radio, Antenna, and Speakers	
Radio.....	Fig. 08A - 310
Speakers.....	Fig. 08A - 320
Antenna.....	Fig. 08A - 330
Satellite Radio System.....	Fig. 08A - 335
Consoles	
Floor Console Front.....	Fig. 08A - 405
Floor Console Rear	Fig. 08A - 410
Overhead Console	Fig. 08A - 425
Entertainment Systems	
Entertainment System	Fig. 08A - 705

08A-100 Instrument Panel	08A-200 Instrument Panel Cluster	08A-300 Radio, Antenna, and Speakers	08A-400 Consoles
08A-700 Entertainment Systems			

Instrument Panel
Figure 08A-110



ITEM	PART NUMBER	QTY	LINE	SERIES	BODY	ENGINE	TRANS	TRIM	DESCRIPTION
1	1FU64XDHAA	1	1, 5		74				PANEL, Instrument Upper
	1FU64ZJ8AA	1	1, 5		74				[DB]
2	1FU63BD1AA	1	1, 5		74				PANEL, Instrument
	1FU63XDBAA	1	1, 5		74				[DB]
3	1FU63XDBAA	1							REINFORCEMENT, Instrument Panel, Service with I/Panel Assembly Only, (NOT SERVICED), BEZEL, Instrument Panel
4	5KQ46BD1AC	1	1, 5		74				[J1][JAM]
	5KQ46XD-BAC	1	1, 5		74				[DB][JAM]
5	5KQ46XD-BAC	1							OUTLET, Air Conditioning & Heater, Serviced in Bezel Assembly, (NOT SERVICED), DUCT, Demister
6	05134444AF	1	1, 5		74				DUCT, Demister
7	05134453AG	1	1, 5		74				DUCT, Demister
8	1CQ42XD-HAC	1	1, 5		74				GRILLE, Defroster, Windshield to I/Panel Seal Included
	1CQ42ZJ8AC	1	1, 5		74				[DB]
9	5KQ48BD1AB	1	1, 5		74				GRILLE, Demister
	5KQ48XD-BAB	1	1, 5		74				[J1]
10	5KQ49BD1AB	1	1, 5		74				GRILLE, Demister
	5KQ49XD-BAB	1	1, 5		74				[DB]
11	5KQ49XD-BAB	1							SEAL, Instrument Panel, Serviced in item 8, (NOT SERVICED), END CAP, Instrument Panel
12	5HY59BD1AG	1	1, 5		74				[J1], Left
	5HY59XD-BAG	1	1, 5		74				[DB], Left
13	5HY58BD1AG	1	1, 5		74				END CAP, Instrument Panel
	5HY58XD-BAG	1	1, 5		74				[J1], Right
									[DB], Right

ASPEN (HG)

SERIES

P = PREMIUM

LINE

1 = Lt. Duty DODGE 2WD
5 = Lt. Duty DODGE 4WD

BODY

74 = SPORT UTILITY 4-DR
TYPE #4

ENGINE

EVA = 4.7L V8 MPI Engine
EVD = 4.7L V8 FFV Engine
EZB = 5.7L Hemi Multi
Displacement Engine

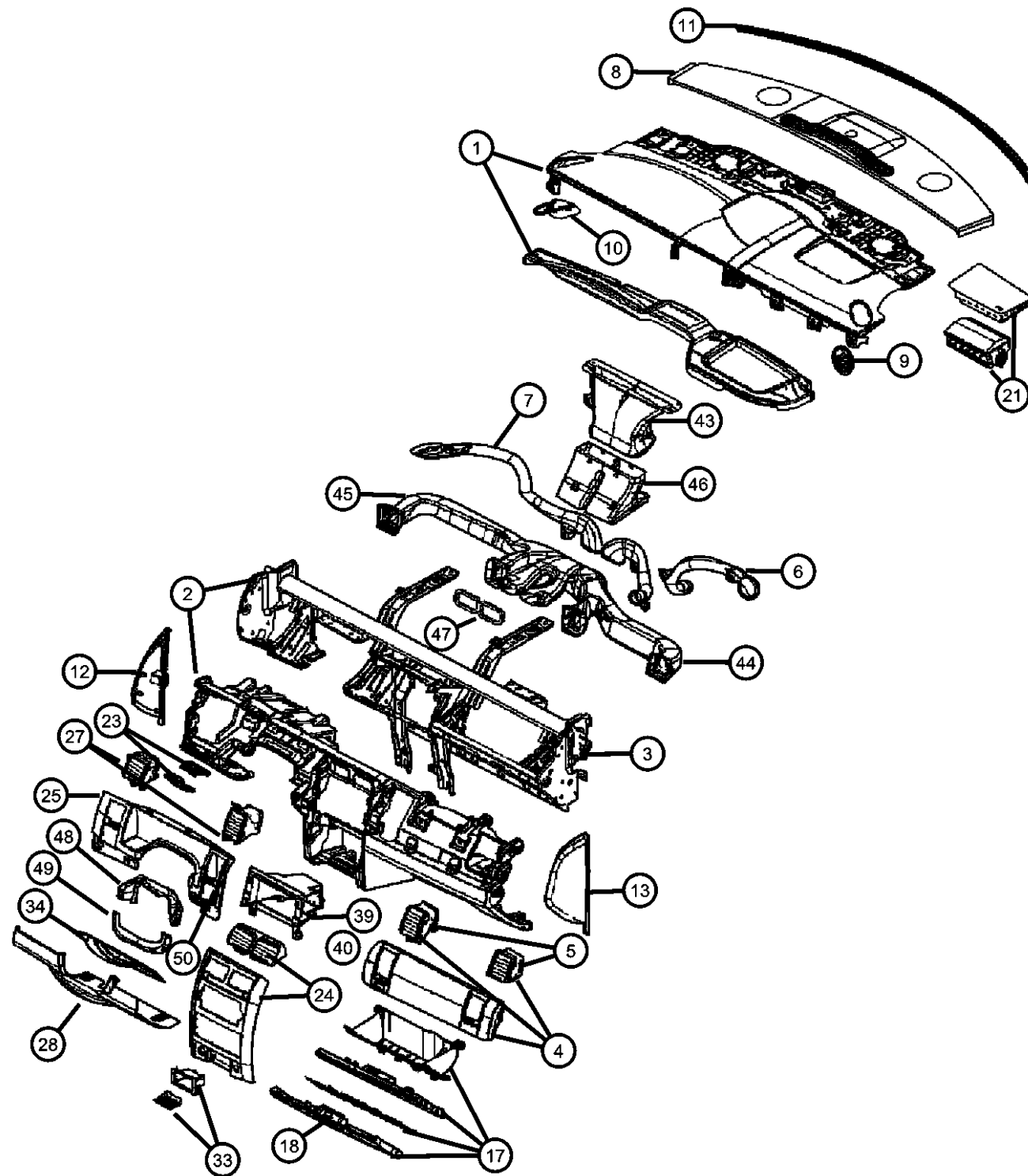
TRANSMISSION

DGQ = 5-Spd Automatic 545RFE
Transmission

AR = use ase required - = Non illustrated part

2007 HG

Instrument Panel
Figure 08A-110



ITEM	PART NUMBER	QTY	LINE	SERIES	BODY	ENGINE	TRANS	TRIM	DESCRIPTION
-14	5HY58XD-BAG	1							SCREW, M4 X 2X 1.70 X 15.00, (NOT SERVICED),
-15	5HY58XD-BAG	1							SCREW, I/Panel to Retainer Assembly (M4.8X1.59X32.00), (NOT SERVICED)
-16	5HY58XD-BAG	1							SCREW, M6 X 1.00 X 25.00, (NOT SERVICED)
17									GLOVE BOX, Instrument Panel
	0ZR771DBAE	1	1, 5		74				[DB]
	0ZR771J1AE	1	1, 5		74				[J1]
18									LATCH, Glovebox Door
	5JM53BD1AD	1	1, 5		74				[J1]
	5JM53XDBAD	1	5, 1		74				[DB]
-19									STRIKER, Glove Box Door Latch
	55116991AB	1	1, 5		74				Up to 07/31/06
	55116991AC	1	1, 5		74				After 07/31/06
-20	05019386AB	2	1, 5		74				BUMPER, Glove Box Door
21									AIR BAG, Passenger
	5JM25XD-HAD	1	1, 5		74				[DB]
	5JM25ZJ8AD	1	1, 5		74				[J1]
-22	5JM25ZJ8AD	1							BRACKET, Serviced with Air Bag Module, (NOT SERVICED),
23									HANDLE, Parking Brake
	0ZR951DBAH	1	1, 5		74				[DB]
	0ZR952D1AH	1	1, 5		74				[J1]
24									BEZEL, Instrument Panel, Center
	1BM031DHAC	1	1, 5		74				[DB]
	1BM031J8AC	1	1, 5		74				[J1]
	1BM041DHAC	1	1, 5		74				[DB][JLN]
	1BM041J8AC	1	1, 5		74				[J1][JLN]
25									BEZEL, Cluster
	5KQ25BD1AC	1	5, 1		74				[J1]
	5KQ25XD-BAC	1	1, 5		74				[DB]
-26	04860999AD	2	1, 5		74				BUMPER, Rubber
27	04860999AD	2							OUTLET, Air Conditioning & Heater, Serviced in cluster bezel, (NOT SERVICED)

ASPEN (HG)

SERIES

P = PREMIUM

LINE

1 = Lt. Duty DODGE 2WD
5 = Lt. Duty DODGE 4WD

BODY

74 = SPORT UTILITY 4-DR
TYPE #4

ENGINE

EVA = 4.7L V8 MPI Engine
EVD = 4.7L V8 FFV Engine
EZB = 5.7L Hemi Multi
Displacement Engine

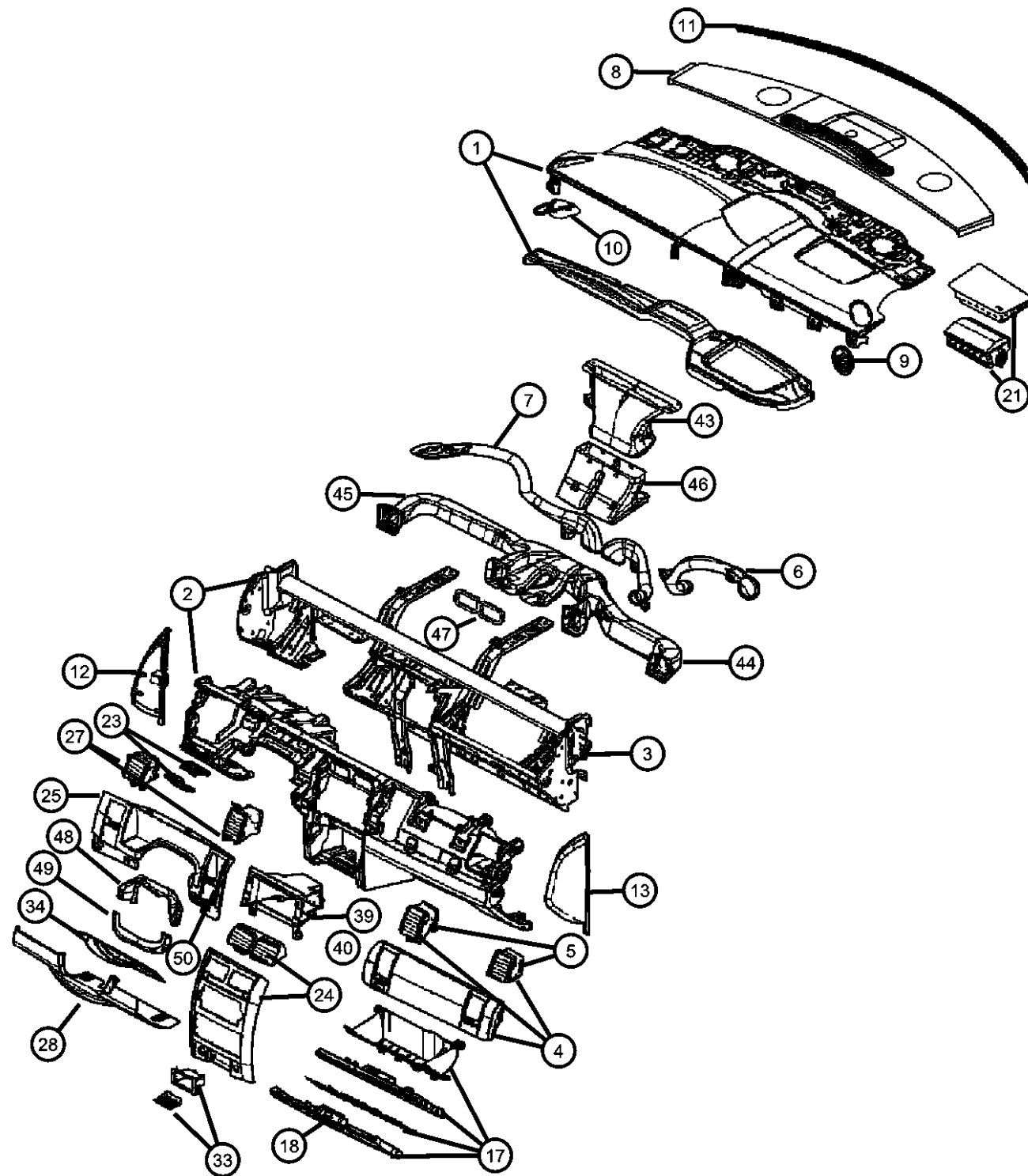
TRANSMISSION

DGQ = 5-Spd Automatic 545RFE
Transmission

AR = use ase required - = Non illustrated part

2007 HG

Instrument Panel
Figure 08A-110



ITEM	PART NUMBER	QTY	LINE	SERIES	BODY	ENGINE	TRANS	TRIM	DESCRIPTION
28									COVER, Steering Column
	5HM62BD1AF	1	1, 5		74				[J1]
	5HM62XD-BAF	1	1, 5		74				[DB]
-29	06036073AA	2	1, 5		74				SCREW
-30	04793554AC	1	1, 5		74				POWER OUTLET
-31	56049386AA	1	1, 5		74				CAP, Power Outlet
-32	04685591	1	1, 5		74				CAP, Cigar Lighter
33									BIN, Storage
	5HM61DX9AA	1	1		74				
	5JQ24DX9AE	1	1, 5		74				[JBG]
34	55056260AB	1	1, 5		74				REINFORCEMENT, Steering column
-35	04608669AA	1	1, 5		74				LAMP, Console flood lamp
-36	06101945	4							SCREW
-37	06504306	6							SCREW, Tapping
-38	06100567	2	1, 5		74				SCREW AND WASHER, Hex Head, M6x1x25, Center support to floor
39	55056268AD	1	1, 5		74				BRACKET, Radio
40	55056269AD	1	1, 5		74				BRACKET, Navigation Display
-41	55056269AD	1							SCREW, SC.TAP/HEX.FLG.HD (M4.2X1.70X12.0), (NOT SERVICED)
-42	06508125AA	4	1, 5		74				NUT, Spring
43	55056266AC	1	1, 5		74				DUCT, Defroster
44	05134446AE	1	1, 5		74				DUCT, Instrument Panel
45	05134447AF	1	1, 5		74				DUCT, Instrument Panel
46	05134454AF	1	1, 5		74				DUCT, Instrument Panel
47	05134450AA	1	1, 5		74				SEAL, Air Outlet
48									SHROUD, Steering Column
	5GE09BD1AD	1	1, 5		74		DG0		[J1]
	5GE09XD-BAD	1	1, 5		74		DG0		[DB]
49									COVER, Switch Opening
	56045606AB	1	1, 5		74				
	5JG54DX9AB	1	1, 5		74				For vehicles without adjustable pedals

ASPEN (HG)

SERIES

P = PREMIUM

LINE

1 = Lt. Duty DODGE 2WD

5 = Lt. Duty DODGE 4WD

BODY

74 = SPORT UTILITY 4-DR
TYPE #4

ENGINE

EVA = 4.7L V8 MPI Engine
EVD = 4.7L V8 FFV Engine
EZB = 5.7L Hemi Multi
Displacement Engine

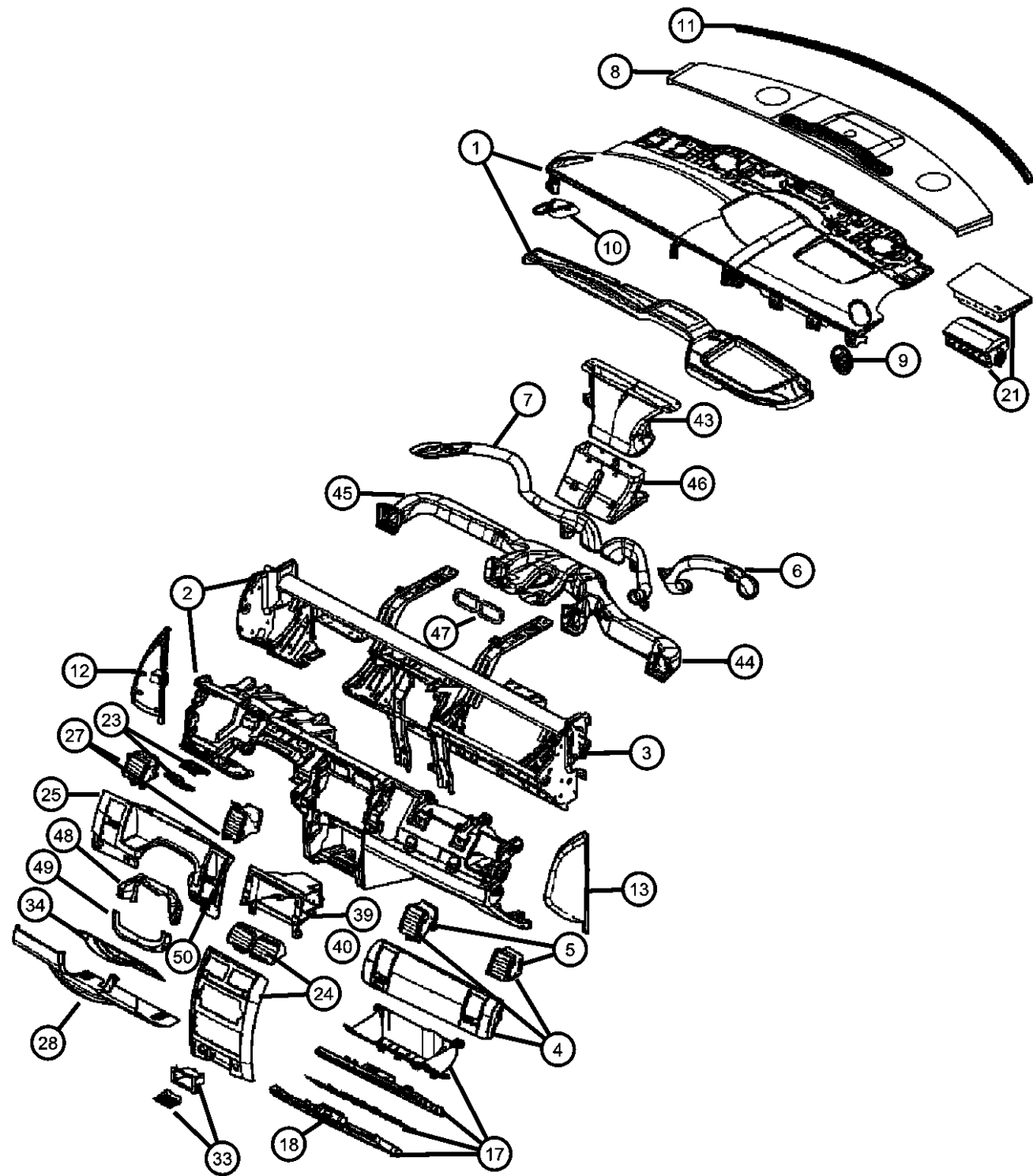
TRANSMISSION

DGQ = 5-Spd Automatic 545RFE
Transmission

AR = use ase required - = Non illustrated part

2007 HG

Instrument Panel
Figure 08A-110

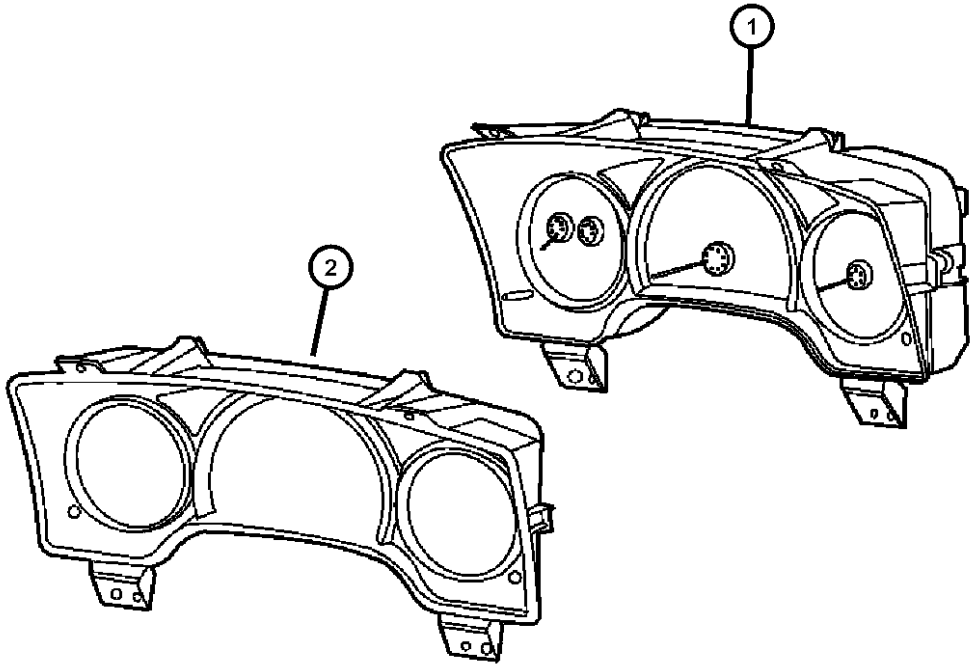


ITEM	PART NUMBER	QTY	LINE	SERIES	BODY	ENGINE	TRANS	TRIM	DESCRIPTION
50	5HM61DX9AA	1	1		74				BIN, Storage
-51	5JQ25DX9AC	1	1, 5		74				BEZEL, Heated Seat Switch
-52	56045606AB	1	1, 5		74				COVER, Switch Opening
-53									PAD, Instrument Panel
	5KQ45BD1AC	1	1, 5		74				[J1] Above cluster
	5KQ45XD-BAC	1	1, 5		74				[DB] Above cluster
-54	04685590	1	1, 5		74				BASE, Cigar Lighter
-55	04602626AB	1	5, 1		74				CLOCK
-56	1DE61DX9AC	1	1, 5		74				BEZEL, Instrument Panel, Inverter switch

ASPEN (HG)				
SERIES	LINE	BODY	ENGINE	TRANSMISSION
P = PREMIUM	1 = Lt. Duty DODGE 2WD 5 = Lt. Duty DODGE 4WD	74 = SPORT UTILITY 4-DR TYPE #4	EVA = 4.7L V8 MPI Engine EVD = 4.7L V8 FFV Engine EZB = 5.7L Hemi Multi Displacement Engine	DGQ = 5-Spd Automatic 545RFE Transmission

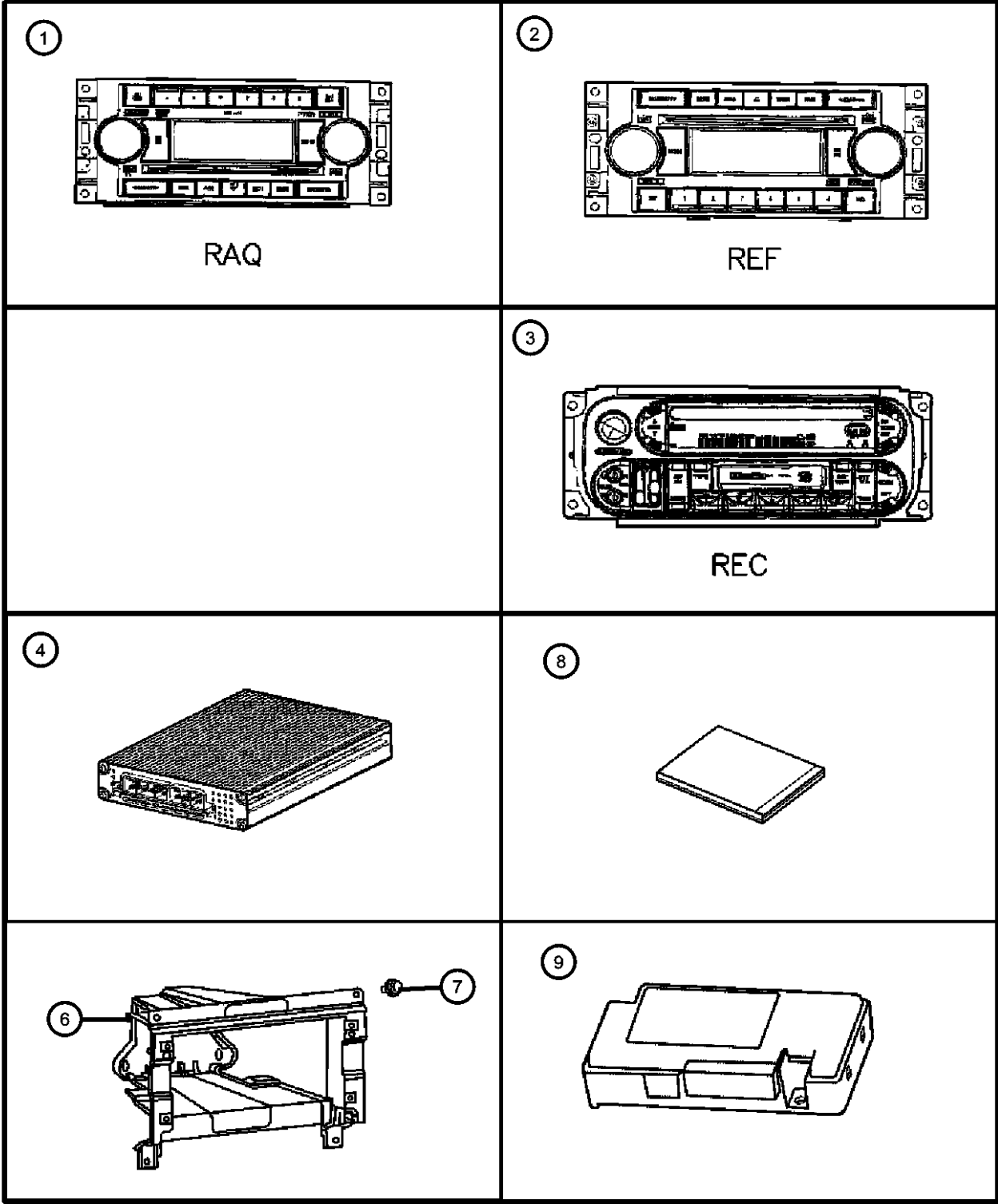
Instrument Cluster
Figure 08A-210

ITEM	PART NUMBER	QTY	LINE	SERIES	BODY	ENGINE	TRANS	TRIM	DESCRIPTION
1									CLUSTER
	05172006AF	1	1, 5		74				[JCB]
	05172007AF	1	1, 5		74				[JDC]
2	68003678AA	1	1, 5		74				MASK AND LENS, Instrument Cluster
-3	06101945	4							SCREW, M4.2x1.70x15.00



ASPEN (HG) SERIES	LINE	BODY	ENGINE	TRANSMISSION
P = PREMIUM	1 = Lt. Duty DODGE 2WD 5 = Lt. Duty DODGE 4WD	74 = SPORT UTILITY 4-DR TYPE #4	EVA = 4.7L V8 MPI Engine EVD = 4.7L V8 FFV Engine EZB = 5.7L Hemi Multi Displacement Engine	DGQ = 5-Spd Automatic 545RFE Transmission

Radio
Figure 08A-310

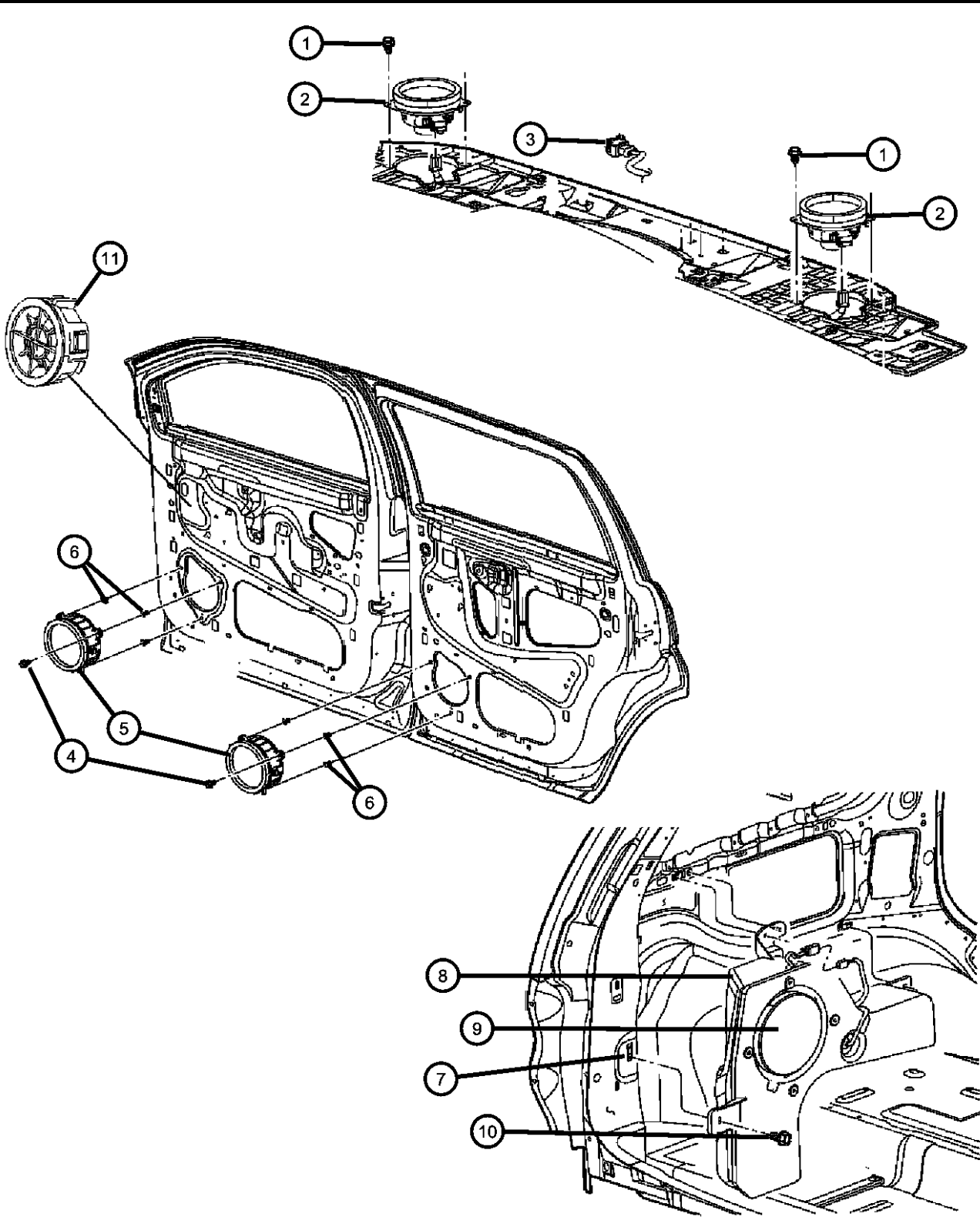


ITEM	PART NUMBER	QTY	LINE	SERIES	BODY	ENGINE	TRANS	TRIM	DESCRIPTION
1	05064174AE	1							RADIO, AM/FM with CD and Equalizer, [RAQ]
2	05064173AG	1	1, 5		74				RADIO, AM/FM with CD and Equalizer, [REF]
3	05064184AD	1	1, 5		74				RADIO, AM/FM CD W/NAV/DVD & CD-CTRL, [REC]
4	05064138AC	1	1, 5		74				AMPLIFIER
-5	05064134AA	1	1, 5		74				BRACKET, Amplifier
6	55056268AD	1	1, 5		74				BRACKET, Radio
7	06101945	2							SCREW
8	05064033AD	1	1, 5		74				DVD, Geographic Database
9									MODULE, Telematics
	05064070AG	1	1, 5		74				Before 1/15/07
	05064070AH	1	1, 5		74				After 1/15/07
	56046033AE	1	1, 5		74				Before 1/15/07 With bracket

ASPEN (HG)				
SERIES	LINE	BODY	ENGINE	TRANSMISSION
P = PREMIUM	1 = Lt. Duty DODGE 2WD 5 = Lt. Duty DODGE 4WD	74 = SPORT UTILITY 4-DR TYPE #4	EVA = 4.7L V8 MPI Engine EVD = 4.7L V8 FFV Engine EZB = 5.7L Hemi Multi Displacement Engine	DGQ = 5-Spd Automatic 545RFE Transmission

AR = use ase required - = Non illustrated part

Speakers
Figure 08A-320



ITEM	PART NUMBER	QTY	LINE	SERIES	BODY	ENGINE	TRANS	TRIM	DESCRIPTION
1	06101945	4							SCREW
2									SPEAKER, 3.5"
	05091016AA	2	1, 5		74				[RGC]
		2	1, 5		74				[RGD]
3									MODULE, Telematics
	05064070AG	1	1, 5		74				Before 1/15/07
	05064070AH	1	1, 5		74				After 1/15/07
	56046033AE	1	1, 5		74				Before 1/15/07 With bracket
	56046033AF	1	1, 5		74				After 01/15/07
4	06101946	6	1, 5		74				SCREW, Tapping
5									SPEAKER, 6.5"
	05091020AB	2	1, 5		74				Speaker only [RCD]
	56040856AC	2	1, 5		74				Speaker and housing [RCD]
	56046167AA	2	1, 5		74				[RGD,RGC], Rear Door, Lower, Premium
		2	1, 5		74				[RGD,RGC], Front Door, Premium
6	06507009AA	6	1, 5		74				NUT, Plastic Snap-in
7	06507009AA	6							NUT, U Multi Thread, M6 x 1.00, (NOT SERVICED)
8	05174620AB	1	1, 5		74				HOUSING, Speaker
9	05091013AA	1	1, 5		74				SPEAKER, Sub Woofer
10	05091013AA	1							SCREW AND WASHER, Hex Head, M6X1.00X45.00, (NOT SERVICED)
11	05091018AA	1	1, 5		74				SPEAKER, Rear door

ASPEN (HG)				
SERIES	LINE	BODY	ENGINE	TRANSMISSION
P = PREMIUM	1 = Lt. Duty DODGE 2WD 5 = Lt. Duty DODGE 4WD	74 = SPORT UTILITY 4-DR TYPE #4	EVA = 4.7L V8 MPI Engine EVD = 4.7L V8 FFV Engine EZB = 5.7L Hemi Multi Displacement Engine	DGQ = 5-Spd Automatic 545RFE Transmission

AR = use ase required - = Non illustrated part

Antenna
Figure 08A-330

										DESCRIPTION
ITEM	PART NUMBER	QTY	LINE	SERIES	BODY	ENGINE	TRANS	TRIM		
1	56043311AA	1								MAST, Antenna
2	56007570	1	1, 5		74					NUT, M6x1
3	56043185AC	1	1, 5		74					ADAPTER, Antenna
4	56043183AA	1	1, 5		74					CABLE, Antenna
5	05064214AB	1	1, 5		74					ANTENNA, Satellite
6	56043184AE	1	1, 5		74					ANTENNA, Base Cable And Bracket
7	06101945	2								SCREW
8	56043264AC	1	1, 5		74					ANTENNA, Global Positioning
9	05064075AC	1	1, 5		74					RECEIVER, Satellite
10	05064075AC	1								RIVET, Rivet/Blind. BULB Open End .250X.795, (NOT SERVICED)

Diagram illustrating the assembly of the Antenna system, showing components 1 through 10.

ASPEN (HG)
SERIES
P = PREMIUM

LINE
1 = Lt. Duty DODGE 2WD
5 = Lt. Duty DODGE 4WD

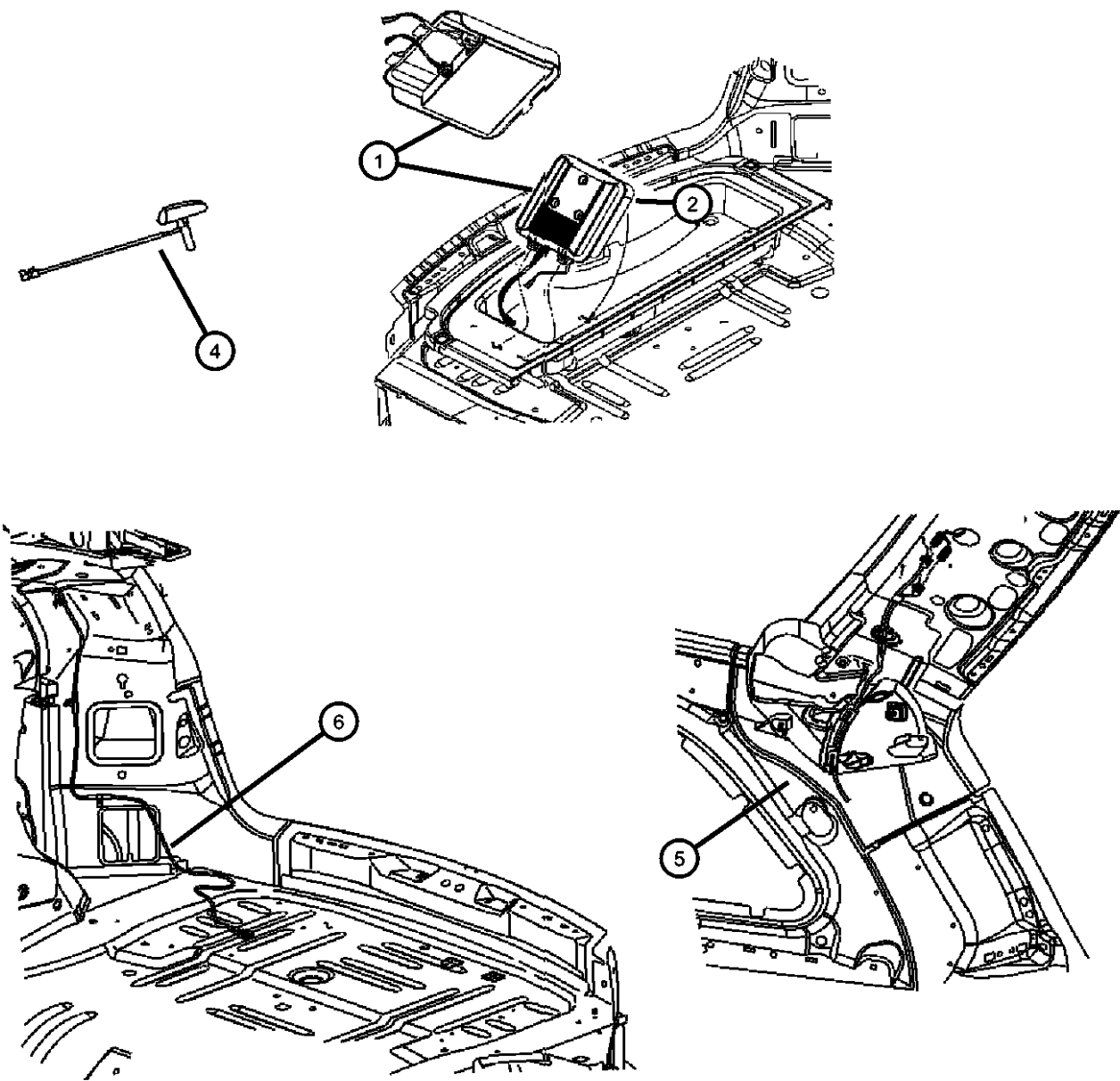
BODY
74 = SPORT UTILITY 4-DR
TYPE #4

ENGINE
EVA = 4.7L V8 MPI Engine
EVD = 4.7L V8 FFV Engine
EZB = 5.7L Hemi Multi Displacement Engine

TRANSMISSION
DGQ = 5-Spd Automatic 545RFE Transmission

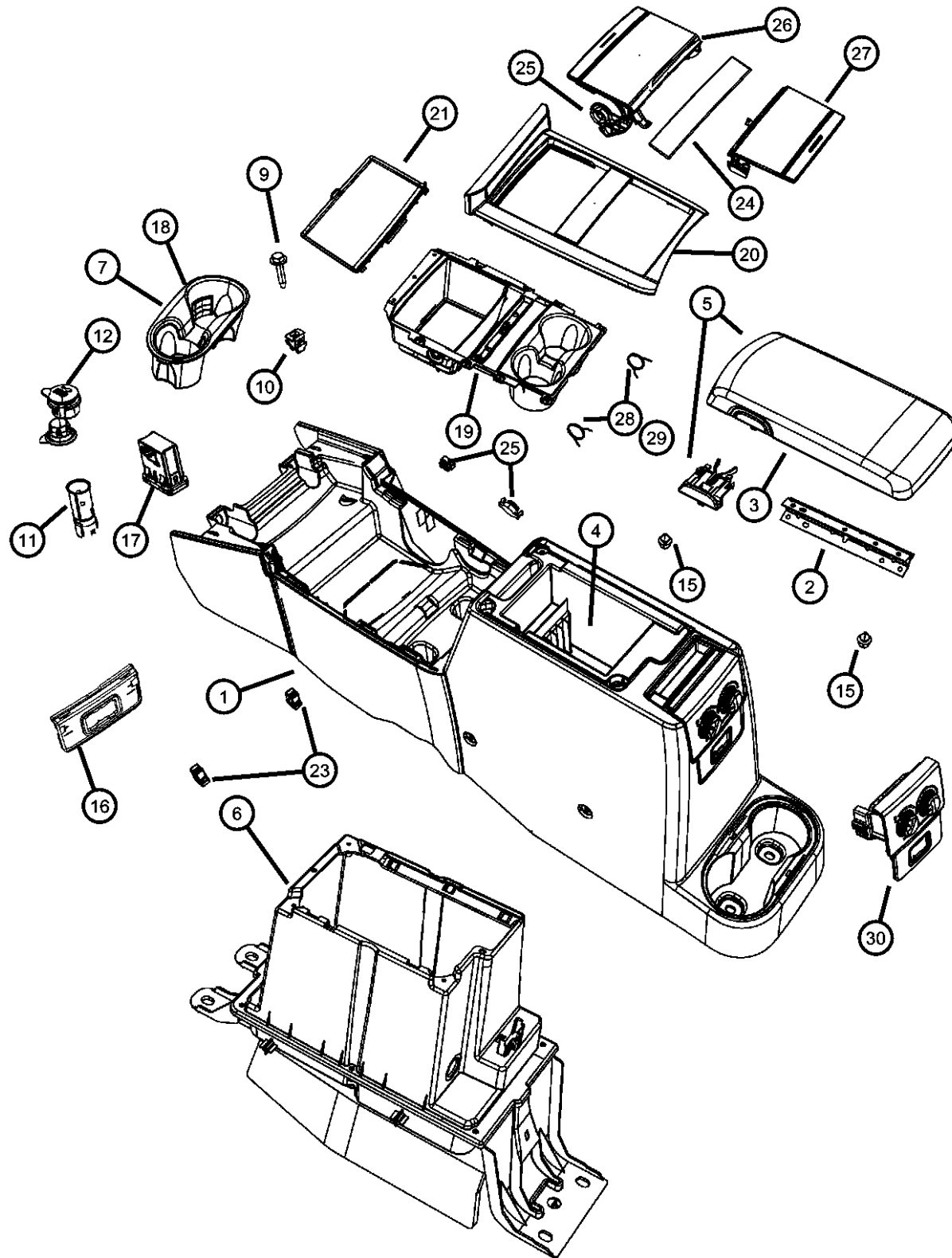
Satellite Radio System
Figure 08A-335

ITEM	PART NUMBER	QTY	LINE	SERIES	BODY	ENGINE	TRANS	TRIM	DESCRIPTION
1	68015147AA	1	1, 5		74				RECEIVER, Satellite
2	56043299AA	1	1, 5		74				BRACKET, Satellite Receiver
-3	06100046	3	1, 5		74				NUT AND WASHER, Hex, M5x.80
4	05064214AB	1	1, 5		74				ANTENNA, Satellite
5	05064214AB	1							CABLE, Satellite Radio, Serviced in the interior body wiring, (NOT SERVICED)
6	05064214AB	1							WIRING, Radio, Serviced in the interior body wiring, (NOT SERVICED)



ASPEN (HG)				
SERIES	LINE	BODY	ENGINE	TRANSMISSION
P = PREMIUM	1 = Lt. Duty DODGE 2WD 5 = Lt. Duty DODGE 4WD	74 = SPORT UTILITY 4-DR TYPE #4	EVA = 4.7L V8 MPI Engine EVD = 4.7L V8 FFV Engine EZB = 5.7L Hemi Multi Displacement Engine	DGQ = 5-Spd Automatic 545RFE Transmission

Floor Console Front
Figure 08A-405



ITEM	PART NUMBER	QTY	LINE	SERIES	BODY	ENGINE	TRANS	TRIM	DESCRIPTION
1	1GL371D1AA	1	1, 5		74				CONSOLE, Base
	1GL371DBAA	1	1, 5		74				[J1]
2	05143565AA	1	1, 5		74				HINGE, Floor Console Lid
3	05127843AA	1	1, 5		74				BASE, Armrest
4	68004984AA	1	1, 5		74				TRAY, Floor Console
5	1GF141D1AA	1	1, 5		74				ARMREST, Console
	1GF141DBAA	1	1, 5		74				[J1]
6	05127840AA	1	1, 5		74				BIN, Floor Console
	1DK561D1AC	1	1, 5		74				[J1]
	1DK561DBAC	1	1, 5		74				[DB]
7	05127841AA	1	1, 5		74				CUPHOLDER, Console
-8	68004985AA	1	1, 5		74				WIRING, Console
9	68004985AA	1							SCREW, Tapping, M4.18X1.79X15.00, (NOT SERVICED)
10	06506302AA	2	1, 5		74				NUT, Console to floor
11	04793554AC	1	1, 5		74				POWER OUTLET
12	04685591AE	1	1, 5		74				CAP, Power Outlet
-13	05135534AA	1	1, 5		74				MAT, Floor Console
-14	05136020AA	1	1, 5		74				MAT, Floor Console
15	05142599AA	2	1, 5		74				BUMPER, Console Lid
16	1GA001D1AA	1	1, 5		74				BEZEL, Power Outlet
	1GA001DBAA	1	1, 5		74				[J1] Inverter
17	05082095AB	1	1, 5		74				[DB] Inverter
18	68019538AA	1	1, 5		74				POWER OUTLET, Inverter
19	68019539AA	1	1, 5		74				HOLDER, Cup
20	1GL701D1AA	1	1, 5		74				BIN, Storage
	1GL701DBAA	1	1, 5		74				BEZEL, Center Console
21	68019540AA	1	1, 5		74				[J1]
-22	68019541AA	8	1, 5		74				[DB]
23	68019542AA	2	1, 5		74				MAT, Storage Tray
									CLIP, Spring
									LATCH, Bin

ASPEN (HG)

SERIES

P = PREMIUM

LINE

1 = Lt. Duty DODGE 2WD
5 = Lt. Duty DODGE 4WD

BODY

74 = SPORT UTILITY 4-DR
TYPE #4

ENGINE

EVA = 4.7L V8 MPI Engine
EVD = 4.7L V8 FFV Engine
EZB = 5.7L Hemi Multi
Displacement Engine

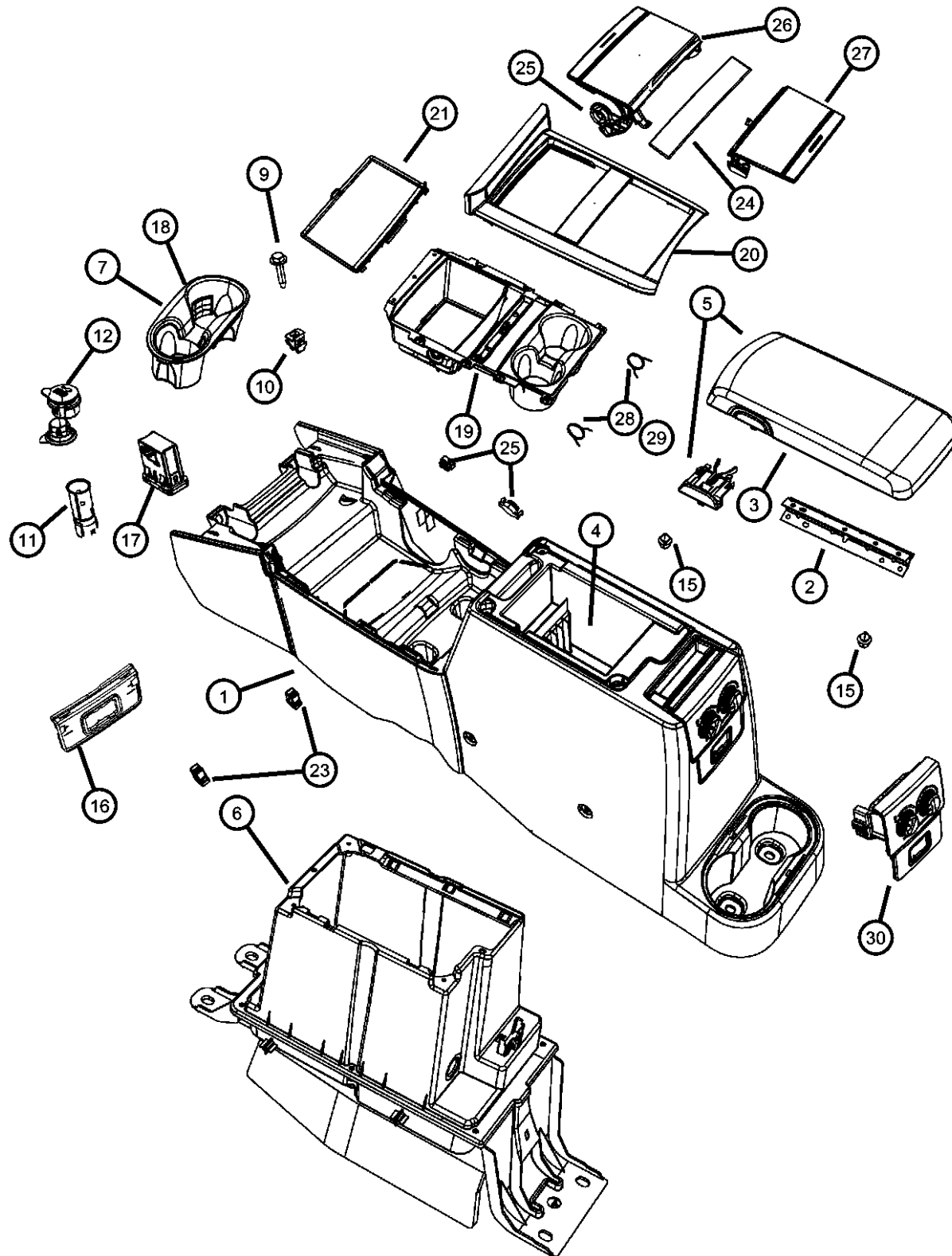
TRANSMISSION

DGQ = 5-Spd Automatic 545RFE
Transmission

AR = use ase required - = Non illustrated part

2007 HG

Floor Console Front
Figure 08A-405



ITEM	PART NUMBER	QTY	LINE	SERIES	BODY	ENGINE	TRANS	TRIM	DESCRIPTION
24	68019543AA	1	1, 5		74				APPLIQUE, Bezel
25	68019544AA	2	1, 5		74				DAMPENER, Glove Box Door
26	68019545AA	1	1, 5		74				DOOR, Front Console
27	68019546AA	1	1, 5		74				DOOR, Front Console, For cup holder
28	68019547AA	2	1, 5		74				SPRING, Assist, Front door
29	68019548AA	2	1, 5		74				SPRING, Assist, Cup holder door
30	05127844AA	1	1, 5		74				CONTROL, A/C and Heater - Aux
-31									MODULE, Power Inverter
	05026278AA	1	1, 5		74				Up to 07/31/06
	05026278AB	1	1, 5		74				After 07/31/06

ASPEN (HG)

SERIES

P = PREMIUM

LINE

1 = Lt. Duty DODGE 2WD
5 = Lt. Duty DODGE 4WD

BODY

74 = SPORT UTILITY 4-DR
TYPE #4

ENGINE

EVA = 4.7L V8 MPI Engine
EVD = 4.7L V8 FFV Engine
EZB = 5.7L Hemi Multi
Displacement Engine

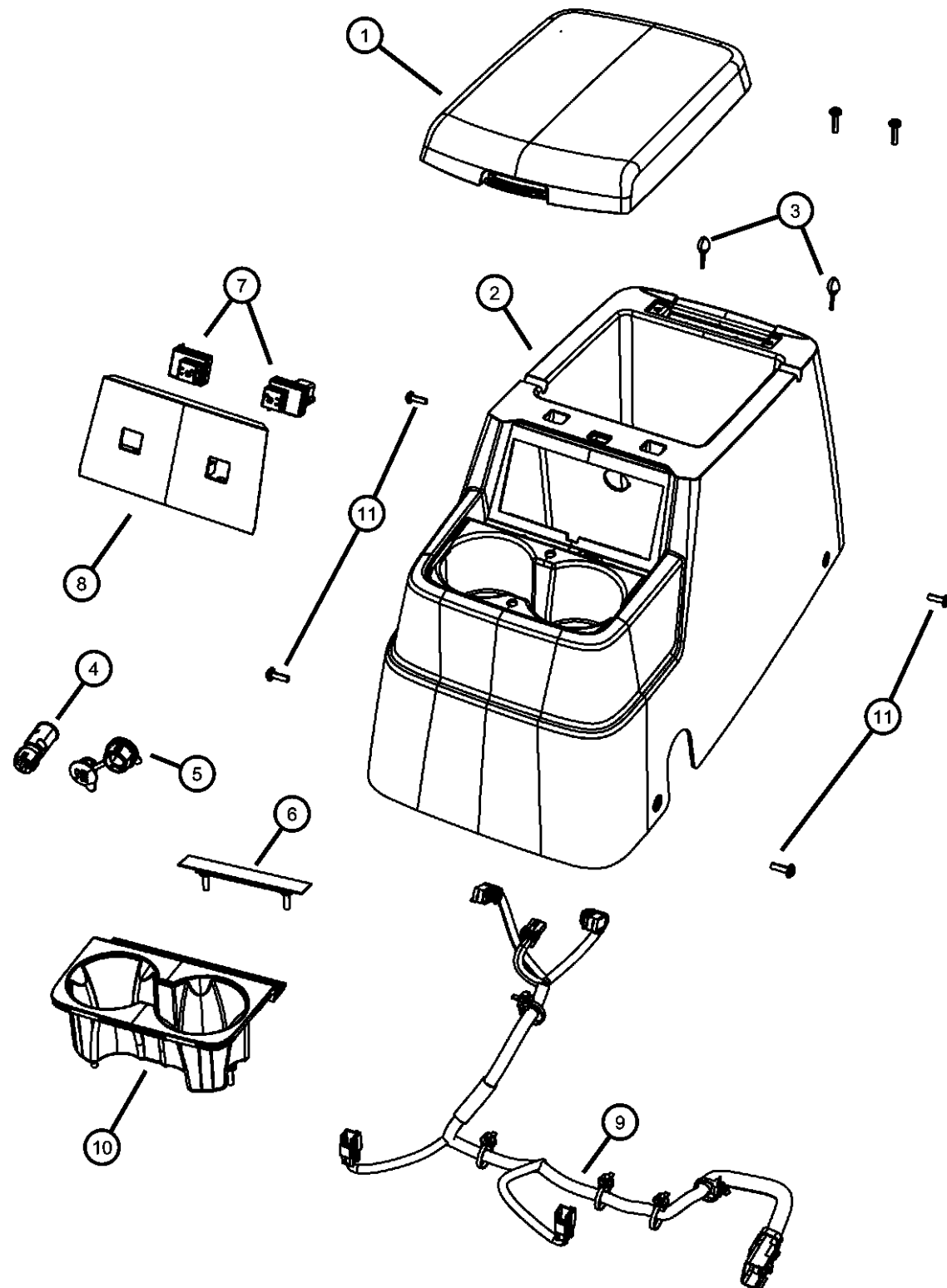
TRANSMISSION

DGQ = 5-Spd Automatic 545RFE
Transmission

AR = use ase required - = Non illustrated part

2007 HG

Floor Console Rear
Figure 08A-410



ITEM	PART NUMBER	QTY	LINE	SERIES	BODY	ENGINE	TRANS	TRIM	DESCRIPTION
1	1FU131D1AA	1	1, 5		74				LID, Center Console Storage [J1]
	1FU131D5AA	1	1, 5		74				[DB]
2	68003773AA	1	1, 5		74				CONSOLE, Center Up to 08/03/06
	68021282AA	1	1, 5		74				After 08/03/06
3	55055900AA	4	1, 5		74				BUMPER, Glove Box Door
4	04793554AC	1	1, 5		74				POWER OUTLET
5	04685591AE	1	1, 5		74				CAP, Power Outlet
6	1FT941D1AA	1	1, 5		74				BEZEL, Center Console [J1]
	1FT941D5AA	1	1, 5		74				[DB]
7	56040639AE	1	1, 5		74				SWITCH, Heated Seat Left
	56040688AE	1	1, 5		74				Right
8	1GV411D1AA	1	1, 5		74				BEZEL, Heated Seat Switch [J1]
	1GV411D5AA	1	1, 5		74				[DB]
9	68003811AA	1	1, 5		74				WIRING, Console [JPZ]
	68003833AA	1	1, 5		74				
10	68003810AA	1	1, 5		74				CUPHOLDER
11	06101945	4	1, 5		74				SCREW, Console attaching

ASPEN (HG)

SERIES

P = PREMIUM

LINE

1 = Lt. Duty DODGE 2WD
5 = Lt. Duty DODGE 4WD

BODY

74 = SPORT UTILITY 4-DR
TYPE #4

ENGINE

EVA = 4.7L V8 MPI Engine
EVD = 4.7L V8 FFV Engine
EZB = 5.7L Hemi Multi
Displacement Engine

TRANSMISSION

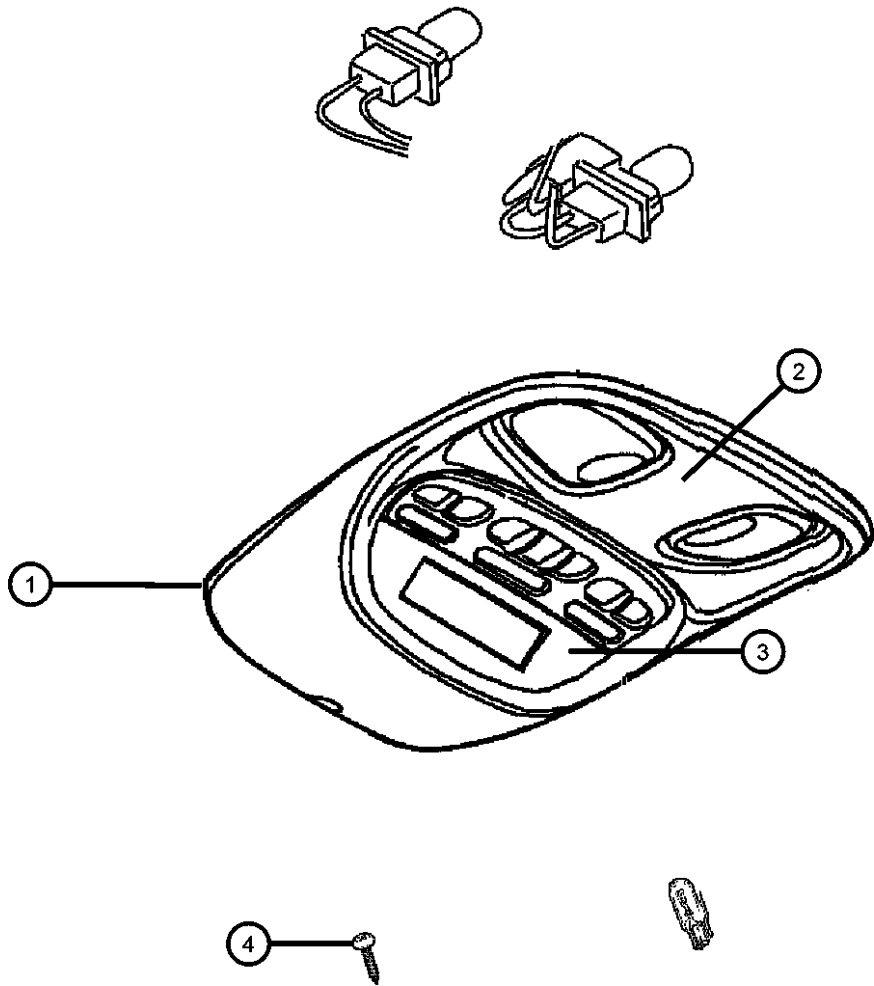
DGQ = 5-Spd Automatic 545RFE
Transmission

AR = use ase required - = Non illustrated part

2007 HG

Overhead Console
Figure 08A-425

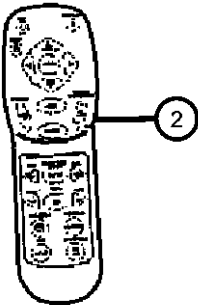
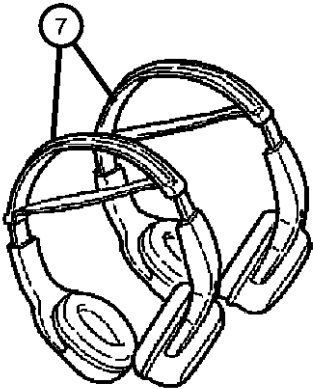
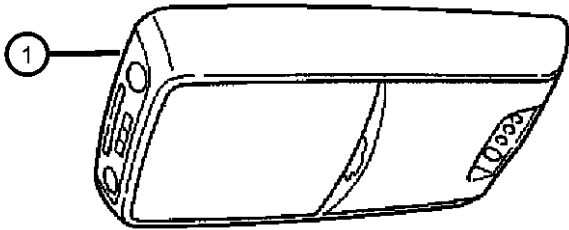
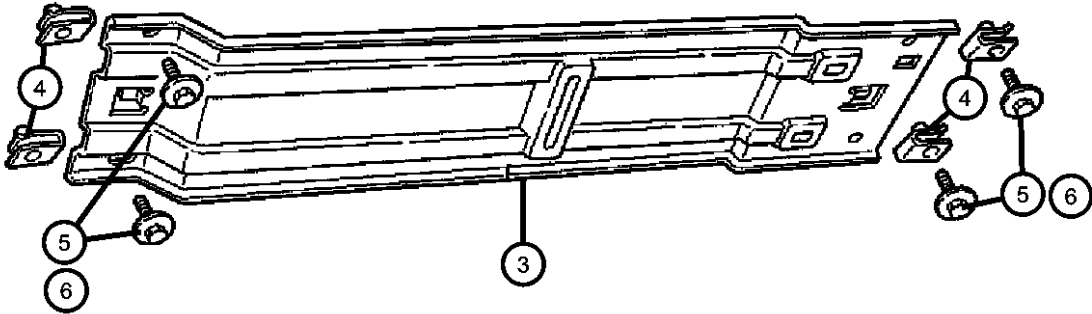
ITEM	PART NUMBER	QTY	LINE	SERIES	BODY	ENGINE	TRANS	TRIM	DESCRIPTION
1									CONSOLE, Overhead
	1GL821D1AA	1	1, 5		74				[HBB]
	5KM771D1AC	1	1, 5		74				[HBB,HAF,JRC,XAA]
	5KM781D1AC	1	1, 5		74				[HBB,HAF,GWA,JRC,XAA]
	5KM791D1AC	1	1, 5		74				[HBB,JRC,XAA]
	5KM801D1AC	1	1, 5		74				[HBB,GWA,XAA,JRC]
2	5KM801D1AC	1							HOUSING, Dome and Reading Lamp, Serviced in console assy. heat staked to it., (NOT SERVICED),
3									MODULE, Overhead Console
	56046038AB	1	1, 5		74				Up to 08/05/06
	56046038AC	1	1, 5		74				After 08/05/06
4	06104507AA	2	1, 5		74				SCREW
-5	05134564AA	1	1, 5		74				CLIP, Z-Axis



ASPEN (HG)				
SERIES	LINE	BODY	ENGINE	TRANSMISSION
P = PREMIUM	1 = Lt. Duty DODGE 2WD 5 = Lt. Duty DODGE 4WD	74 = SPORT UTILITY 4-DR TYPE #4	EVA = 4.7L V8 MPI Engine EVD = 4.7L V8 FFV Engine EZB = 5.7L Hemi Multi Displacement Engine	DGQ = 5-Spd Automatic 545RFE Transmission

Entertainment System
Figure 08A-705

ITEM	PART NUMBER	QTY	LINE	SERIES	BODY	ENGINE	TRANS	TRIM	DESCRIPTION
1	05064049AB	1	1, 5		74				MEDIA SYSTEM, Monitor with DVD
2	05064041AA	1	1, 5		74				REMOTE, Wireless Infrared
3	55364115AA	1	1, 5		74				BRACKET
	55364088AA	1	1, 5		74				[GWA] DIGITAL VIDEO DISPLAY MOUNTING
4	06101308	4	1, 5		74				DIGITAL VIDEO DISPLAY MOUNTING
5	06503384	4	1, 5		74				NUT, U, M6x1.00
6	06506383AA	2	1, 5		74				SCREW AND WASHER, Hex Head, M5x.8x12
7	05064037AA	1	1, 5		74				SCREW AND WASHER, Hex Head, M6x1x18
									HEADPHONES, Wireless



ASPEN (HG)				
SERIES	LINE	BODY	ENGINE	TRANSMISSION
P = PREMIUM	1 = Lt. Duty DODGE 2WD 5 = Lt. Duty DODGE 4WD	74 = SPORT UTILITY 4-DR TYPE #4	EVA = 4.7L V8 MPI Engine EVD = 4.7L V8 FFV Engine EZB = 5.7L Hemi Multi Displacement Engine	DGQ = 5-Spd Automatic 545RFE Transmission

AR = use ase required - = Non illustrated part

Group - 9

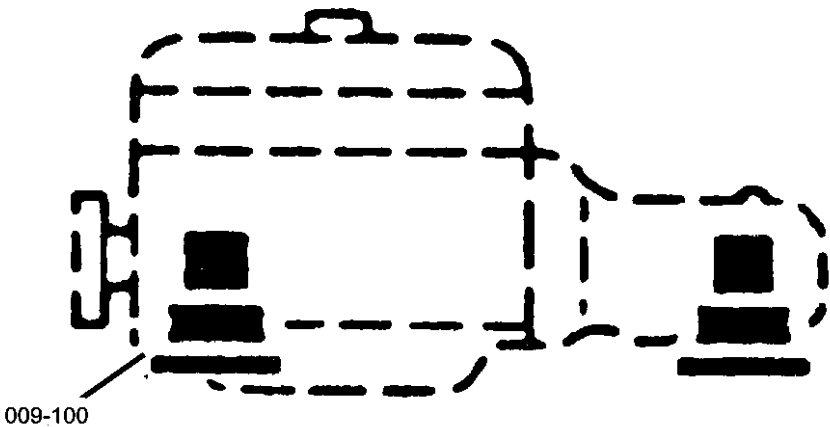
Engine Mounting

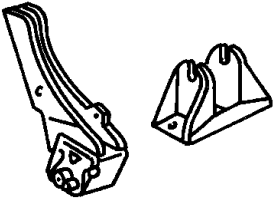
Group - 9 Engine Mounting

Illustration Title

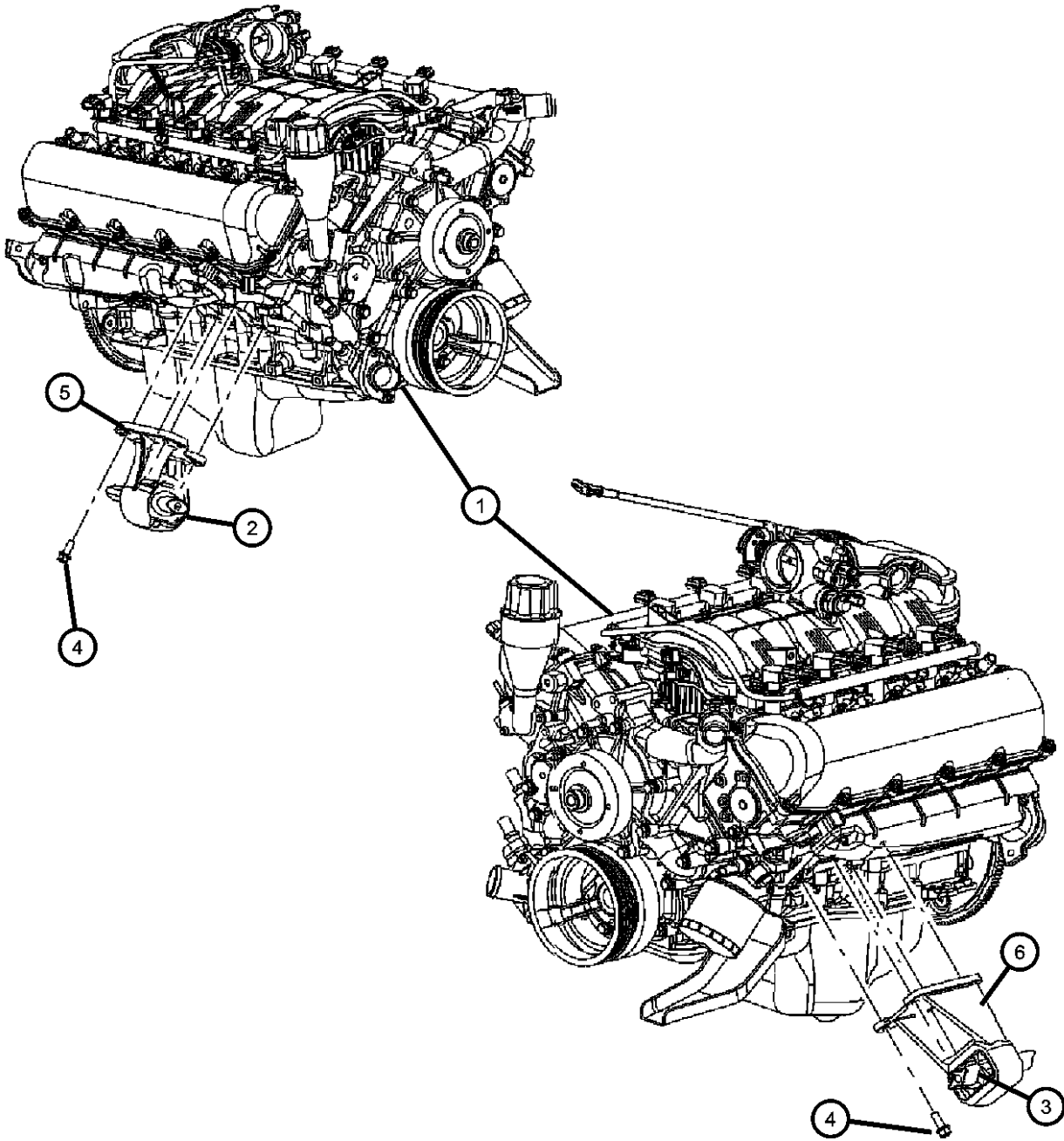
Group-Fig. No.

Engine Mounting	
Mounts, Front,4.7L 2WD.....	Fig. 9 - 115
Mounts, Front 5.7L 2WD.....	Fig. 9 - 120
Front Mount Brackets to Frame, 2WD.....	Fig. 9 - 130
Mounts, Front, 4WD.....	Fig. 9 - 135
Front Engine Support Brackets to Engine, 4WD.....	Fig. 9 - 140
Pinion Nose Brackets to Engine, 4WD	Fig. 9 - 145
Front Mount Attachments, 4WD.....	Fig. 9 - 155
Mount, Transmission, 2WD.....	Fig. 9 - 165
Mount, Transmission, 4WD.....	Fig. 9 - 170



<div>009-100</div> <div>Engine Mounting</div> <div></div>			
---	--	--	--

Mounts, Front,4.7L 2WD
Figure 9-115



ITEM	PART NUMBER	QTY	LINE	SERIES	BODY	ENGINE	TRANS	TRIM	DESCRIPTION
------	----------------	-----	------	--------	------	--------	-------	------	-------------

NOTE: Sales Codes: [EV0]=All 4.7L V-8 Engines									
1	05064037AA	1							ENGINE, Complete, See Group [4.7L], (NOT SERVICED)
2	52855588AD	1	1			EV0			INSULATOR, Engine MountRight
3	52855589AD	1	1			EV0			INSULATOR, Engine Mount
4	06503699	2	1			EV0, EZ0			SCREW AND WASHER, Hex Head, M10x1.5x28, Transmission Support Bracket To Transmission
5	52021638AA	1	1, 5			EV0			BRACKET, Engine MountRight
6	52021639AB	1				EV0			BRACKET, Engine MountLeft

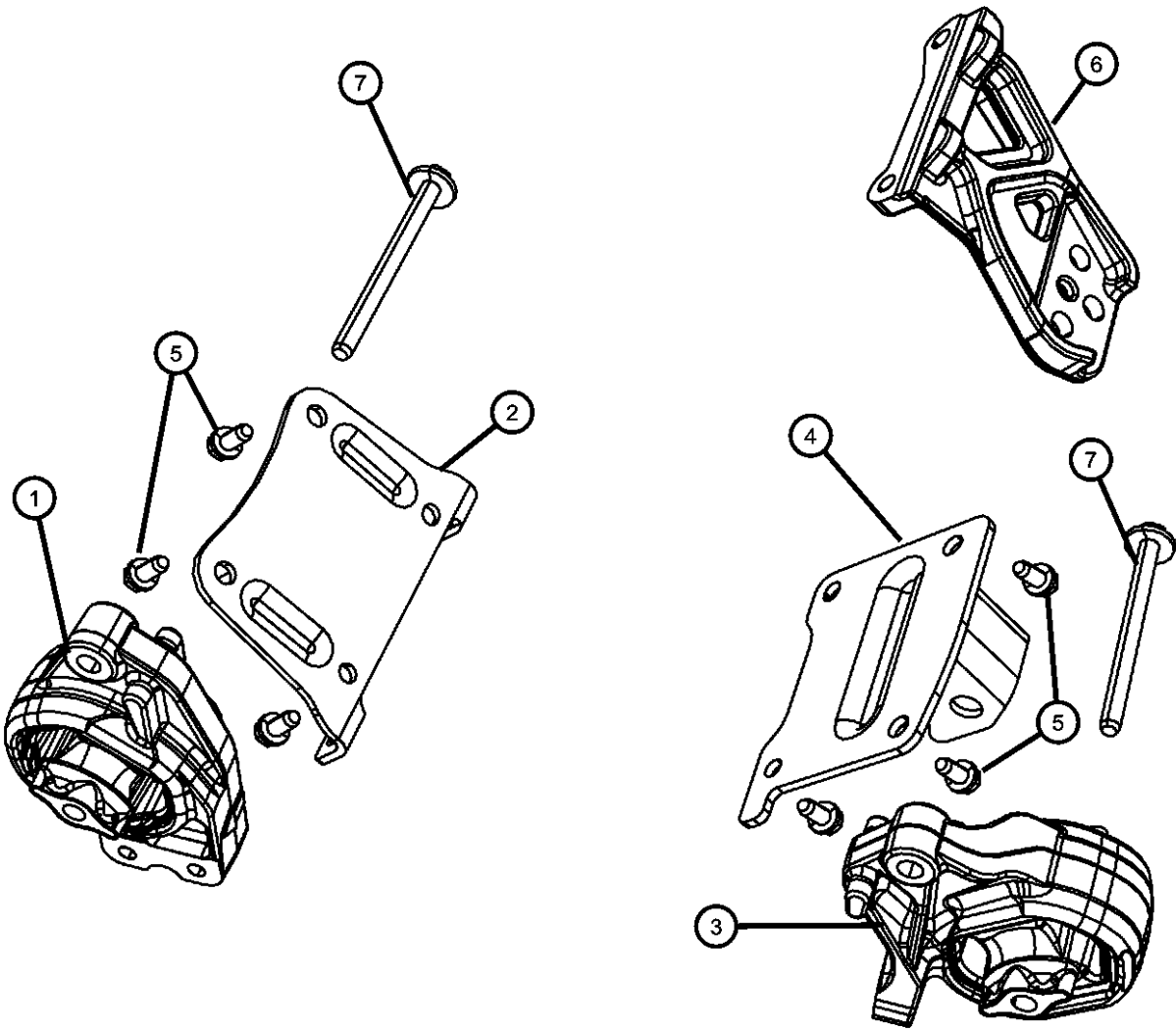
ASPEN (HG)									
SERIES	LINE								TRANSMISSION
P = PREMIUM	1 = Lt. Duty DODGE 2WD 5 = Lt. Duty DODGE 4WD				74 = SPORT UTILITY 4-DR TYPE #4	EVA = 4.7L V8 MPI Engine EVD = 4.7L V8 FFV Engine EZB = 5.7L Hemi Multi Displacement Engine			DGQ = 5-Spd Automatic 545RFE Transmission

Mounts, Front 5.7L 2WD
Figure 9-120

ITEM	PART NUMBER	QTY	LINE	SERIES	BODY	ENGINE	TRANS	TRIM	DESCRIPTION
------	----------------	-----	------	--------	------	--------	-------	------	-------------

NOTE:
Sales Codes:
[EZ0]=All 5.7L V-8 Engines

1	52855540AD	1	1			EZ0			INSULATOR, Engine Mount
2	52021636AA	1	1, 5			EZ0			BRACKET, Engine MountRight
3	52855843AC	1	1			EZ0			INSULATOR, Engine Mount
4	52021637AB	1				EZ0			BRACKET, Engine MountLeft
5	06500158	8	1, 5						SCREW AND WASHER, Hex Head, M10x1.5x25
6	52021629AA	1	5			EZ0			BRACKET, Engine Mount, Pinion Nose to Engine
7	06507097AA	2							SCREW AND WASHER, Hex Head, M12x1.75x70, Engine Mount Bracket to Insulator Assy




ASPEN (HG)				
SERIES	LINE	BODY	ENGINE	TRANSMISSION
P = PREMIUM	1 = Lt. Duty DODGE 2WD 5 = Lt. Duty DODGE 4WD	74 = SPORT UTILITY 4-DR TYPE #4	EVA = 4.7L V8 MPI Engine EVD = 4.7L V8 FFV Engine EZB = 5.7L Hemi Multi Displacement Engine	DGQ = 5-Spd Automatic 545RFE Transmission

Front Mount Brackets to Frame, 2WD
Figure 9-130

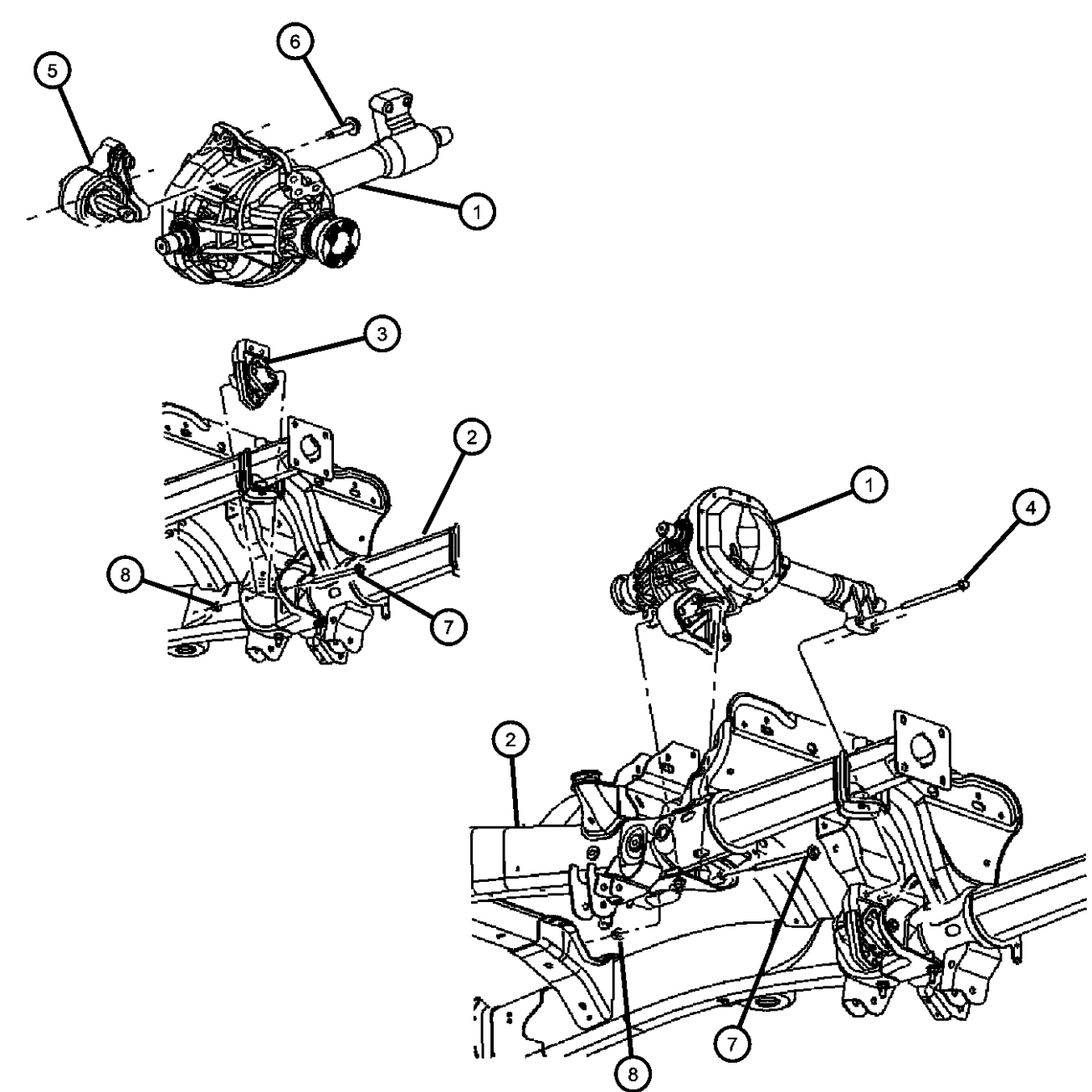
ITEM	PART NUMBER	QTY	LINE	SERIES	BODY	ENGINE	TRANS	TRIM	DESCRIPTION
------	----------------	-----	------	--------	------	--------	-------	------	-------------

NOTE: Sales Codes:									
1	06507097AA	2							ENGINE, Complete, See Engine Group, (NOT SERVICED)
2	06507097AA	2							FRAME, See Group 013, (NOT SERVICED)
3	06507097AA	2							SCREW AND WASHER, Hex Head, M12x1.75x70, Engine Mount Bracket to Insulator Assy
4	06507898AA	2							NUT, Hex

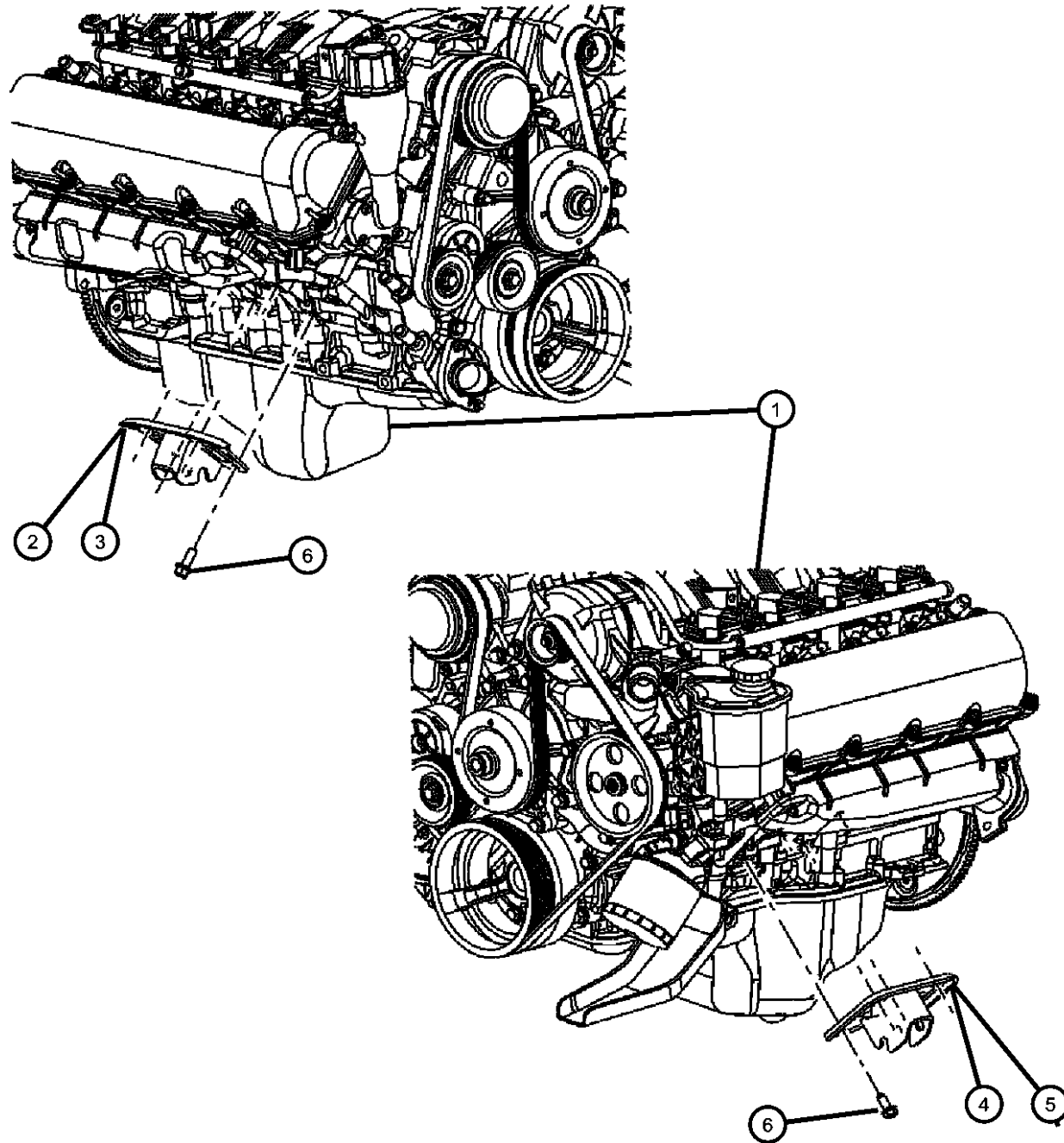


ASPEN (HG)					
SERIES	LINE	BODY	ENGINE	TRANSMISSION	
P = PREMIUM	1 = Lt. Duty DODGE 2WD 5 = Lt. Duty DODGE 4WD	74 = SPORT UTILITY 4-DR TYPE #4	EVA = 4.7L V8 MPI Engine EVD = 4.7L V8 FFV Engine EZB = 5.7L Hemi Multi Displacement Engine	DGQ = 5-Spd Automatic 545RFE Transmission	

Mounts, Front, 4WD
Figure 9-135

ITEM	PART NUMBER	QTY	LINE	SERIES	BODY	ENGINE	TRANS	TRIM	DESCRIPTION	
<div><div></div><div>NOTE: Sales Codes: [EV0]=All 4.7L V-8 Engines [EZ0]=All 5.7L V-8 Engines</div></div>										
1	06507898AA	2							AXLE, Front, See Group 002, (NOT SERVICED)	
2	06507898AA	2							FRAME, See Group 013, (NOT SERVICED)	
3	52855540AD	1	5			EV0, EZ0			INSULATOR, Engine MountRight	
4	06507491AA	2	5						BOLT, Engine Mount To Axle Right	
5	52855539AD	1	5			EV0, EZ0			INSULATOR, Engine MountLeft	
6	06506560AA	2	5						SCREW AND WASHER, Hex Head, Insulator Assy to Axle	
7	06508651AA	2	1, 5						SCREW, Engine Front Support Insulator To Frame	
8	06505165AA	2	1, 5						NUT, M12x1.75	
<div><div>ASPEN (HG)</div><div>SERIES</div><div>P = PREMIUM</div></div> <div><div>LINE</div><div>1 = Lt. Duty DODGE 2WD</div><div>5 = Lt. Duty DODGE 4WD</div></div> <div><div>BODY</div><div>74 = SPORT UTILITY 4-DR TYPE #4</div></div> <div><div>ENGINE</div><div>EVA = 4.7L V8 MPI Engine</div><div>EVD = 4.7L V8 FFV Engine</div><div>EZB = 5.7L Hemi Multi Displacement Engine</div></div> <div><div>TRANSMISSION</div><div>DGQ = 5-Spd Automatic 545RFE Transmission</div></div>										
AR = use ase required - = Non illustrated part										
2007 HG										

Front Engine Support Brackets to Engine, 4WD
Figure 9-140



ITEM	PART NUMBER	QTY	LINE	SERIES	BODY	ENGINE	TRANS	TRIM	DESCRIPTION
------	----------------	-----	------	--------	------	--------	-------	------	-------------

NOTE:

Sales Codes:

[EV0]=All 4.7L V-8 Engines

[EZ0]=All 5.7L V-8 Engines

1	06505165AA	2							ENGINE, Complete, See Engine Group, (NOT SERVICED)
2	52021638AA	1	1, 5			EV0			BRACKET, Engine MountRight
3	52021636AA	1	1, 5			EZ0			BRACKET, Engine MountRight
4	52021639AB	1				EV0			BRACKET, Engine MountLeft
5	52021637AB	1				EZ0			BRACKET, Engine MountLeft
6	06500158	8	1, 5						SCREW AND WASHER, Hex Head, M10x1.5x25

ASPEN (HG)

SERIES

P = PREMIUM

LINE

1 = Lt. Duty DODGE 2WD

5 = Lt. Duty DODGE 4WD

BODY

74 = SPORT UTILITY 4-DR
TYPE #4

ENGINE

EVA = 4.7L V8 MPI Engine
EVD = 4.7L V8 FFV Engine
EZB = 5.7L Hemi Multi
Displacement Engine


TRANSMISSION

DGQ = 5-Spd Automatic 545RFE
Transmission

AR = use ase required - = Non illustrated part

2007 HG

Pinion Nose Brackets to Engine, 4WD
Figure 9-145

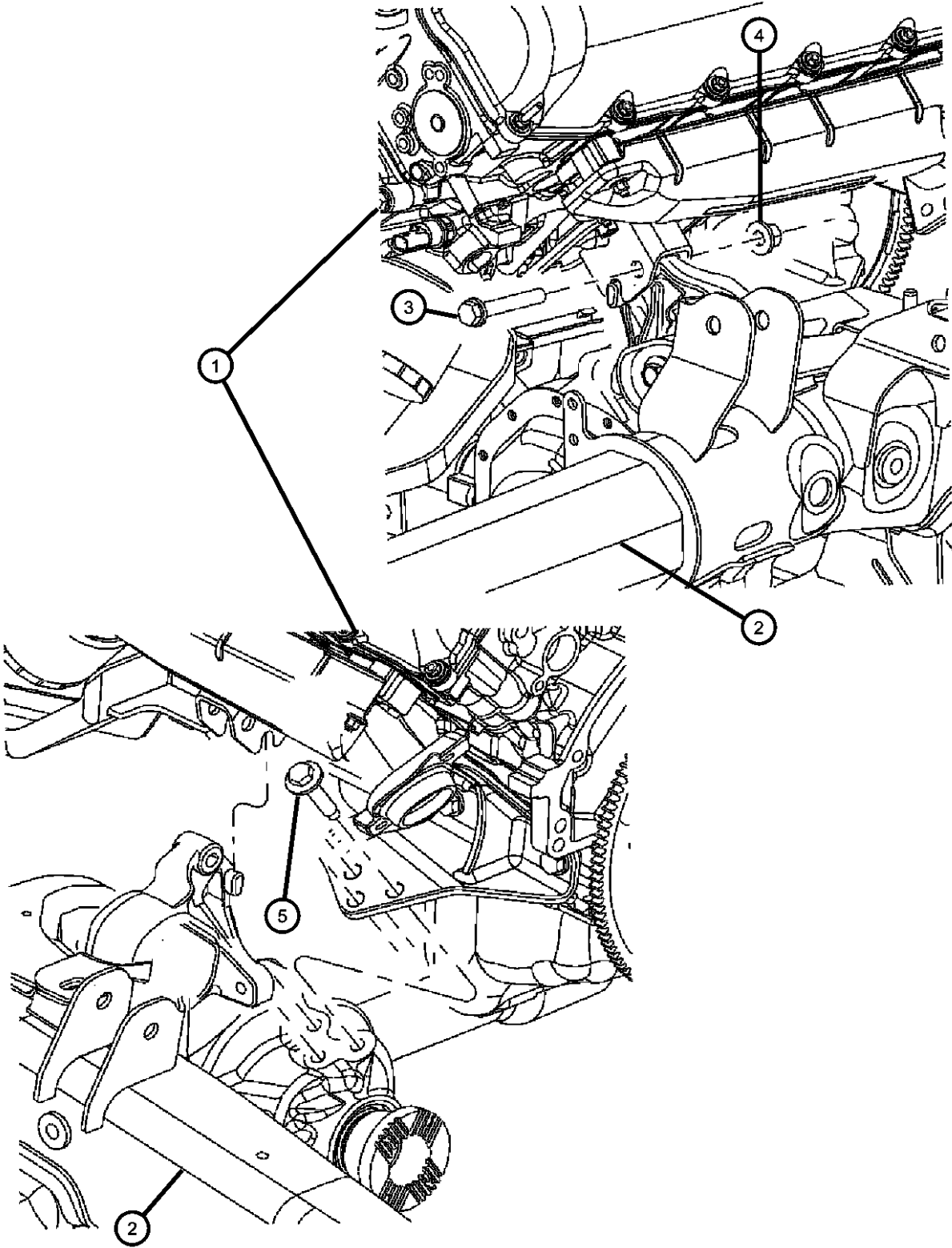


ITEM	PART NUMBER	QTY	LINE	SERIES	BODY	ENGINE	TRANS	TRIM	DESCRIPTION
------	-------------	-----	------	--------	------	--------	-------	------	-------------

NOTE: Sales Codes: [EV0]=All 4.7L V-8 Engines [EZ0]=All 5.7L V-8 Engines									
1	06500158	8							ENGINE, Complete, See Engine Group, (NOT SERVICED)
2	52021709AB	1	5			EV0			BRACKET, Engine Mount, Pinion Nose To Engine
3	06507752AA	3	5			EV0			SCREW AND WASHER
4	52021629AA	1	5			EZ0			BRACKET, Engine Mount
5	06507752AA	2	5			EZ0			SCREW AND WASHER

ASPEN (HG)	LINE	BODY	ENGINE	TRANSMISSION
SERIES				
P = PREMIUM	1 = Lt. Duty DODGE 2WD 5 = Lt. Duty DODGE 4WD	74 = SPORT UTILITY 4-DR TYPE #4	EVA = 4.7L V8 MPI Engine EVD = 4.7L V8 FFV Engine EZB = 5.7L Hemi Multi Displacement Engine	DGQ = 5-Spd Automatic 545RFE Transmission

Front Mount Attachments, 4WD
Figure 9-155



ITEM	PART NUMBER	QTY	LINE	SERIES	BODY	ENGINE	TRANS	TRIM	DESCRIPTION
------	----------------	-----	------	--------	------	--------	-------	------	-------------

NOTE: Sales Codes: [EV0]=All 4.7L V-8 Engines [EZ0]=All 5.7L V-8 Engines									
1	06507752AA	2							ENGINE, Complete, See Engine Group, (NOT SERVICED)
2	06507752AA	2							FRAME, See Group 013, (NOT SERVICED)
3	06508651AA	2	1, 5						SCREW
4	06506649AA	1	1						NUT, Hex
5									SCREW AND WASHER
	06507752AA	2	5			EZ0			Pinion Nose Bracket to Engine Block
		3	5			EV0			Pinion Nose Bracket To Engine Block

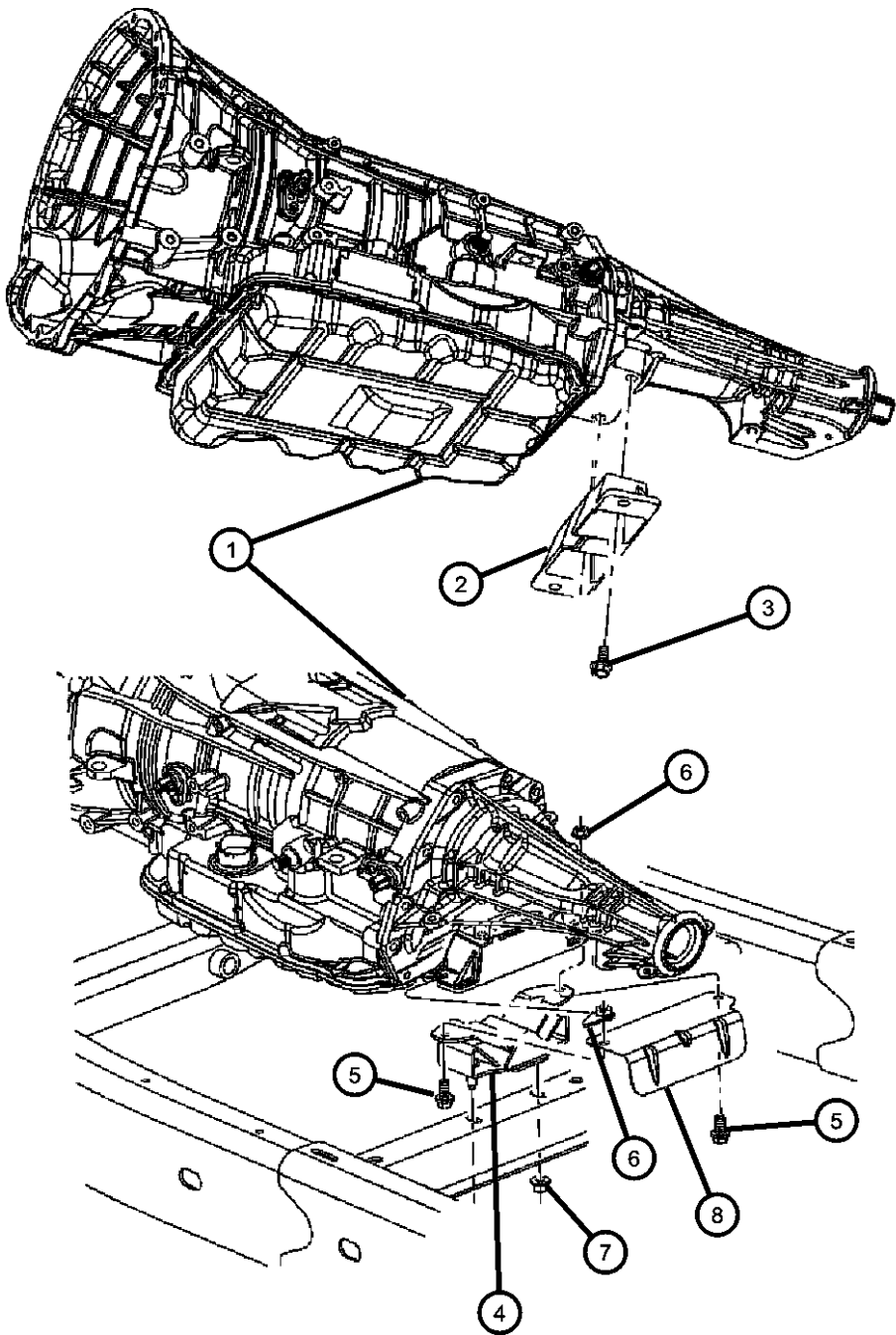
ASPEN (HG)	LINE	BODY	ENGINE	TRANSMISSION
SERIES				
P = PREMIUM	1 = Lt. Duty DODGE 2WD 5 = Lt. Duty DODGE 4WD	74 = SPORT UTILITY 4-DR TYPE #4	EVA = 4.7L V8 MPI Engine EVD = 4.7L V8 FFV Engine EZB = 5.7L Hemi Multi Displacement Engine	DGQ = 5-Spd Automatic 545RFE Transmission

Mount, Transmission, 2WD
Figure 9-165

ITEM	PART NUMBER	QTY	LINE	SERIES	BODY	ENGINE	TRANS	TRIM	DESCRIPTION
------	-------------	-----	------	--------	------	--------	-------	------	-------------

NOTE:
Sales Codes:
[EV0]=All 4.7L V-8 Engines
[EZ0]=All 5.7L V-8 Engines

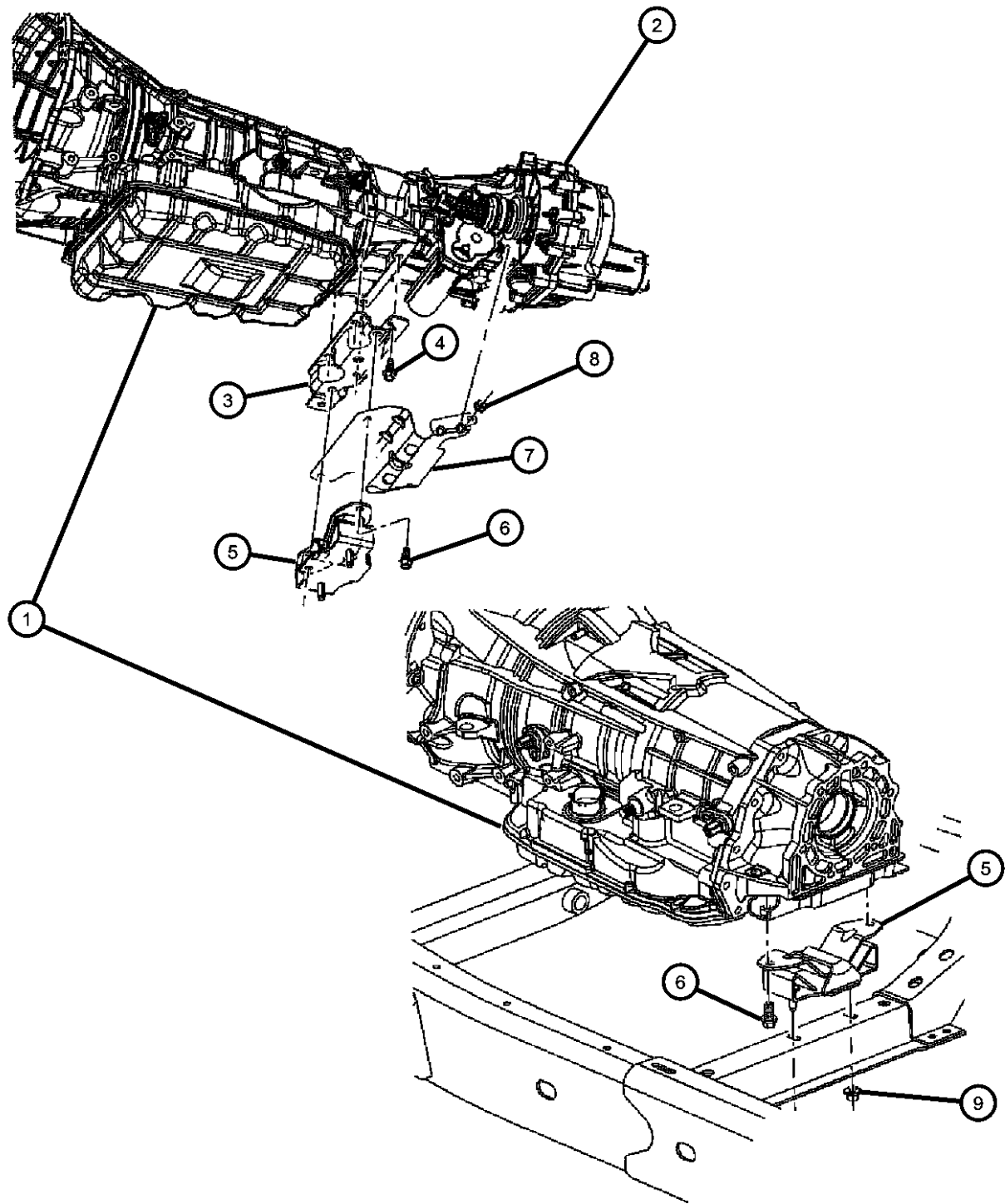
1		3							TRANSMISSION, See Transmission Group, (NOT SERVICED), BRACKET, Transmission Mount
2	52021777AB	1	1						
3	06503699	2	1			EV0, EZ0			SCREW AND WASHER, Hex Head, M10x1.5x28
4	52855230AA	1	5						BRACKET AND INSULATOR, Transmission Support
5	06503699	2	1			EV0, EZ0			SCREW AND WASHER, Hex Head, M10x1.5x28, Transmission Support To Transmission
6	06507078AA	2	1			EV0, EZ0			NUT, M10x1.50
7	06101448	2	1, 5						NUT AND WASHER, Hex Nut-Coned Washer, M10 x 1.5, Insulator Assy To Crossmember
8	52855332AB	1	1				EZ0		SHIELD, Transmission



ASPEN (HG)									
SERIES	LINE								
P = PREMIUM	1 = Lt. Duty DODGE 2WD 5 = Lt. Duty DODGE 4WD				BODY 74 = SPORT UTILITY 4-DR TYPE #4	ENGINE EVA = 4.7L V8 MPI Engine EVD = 4.7L V8 FFV Engine EZB = 5.7L Hemi Multi Displacement Engine	TRANSMISSION DGQ = 5-Spd Automatic 545RFE Transmission		

AR = use ase required - = Non illustrated part

Mount, Transmission, 4WD
Figure 9-170



ITEM	PART NUMBER	QTY	LINE	SERIES	BODY	ENGINE	TRANS	TRIM	DESCRIPTION
------	-------------	-----	------	--------	------	--------	-------	------	-------------

NOTE:
Sales Codes:
[DGQ]=5 Speed Automatic [5-45RFE] Transmission
[EV0]=All 4.7L V-8 Engines
[EZ0]=All 5.7L V-8 Engines

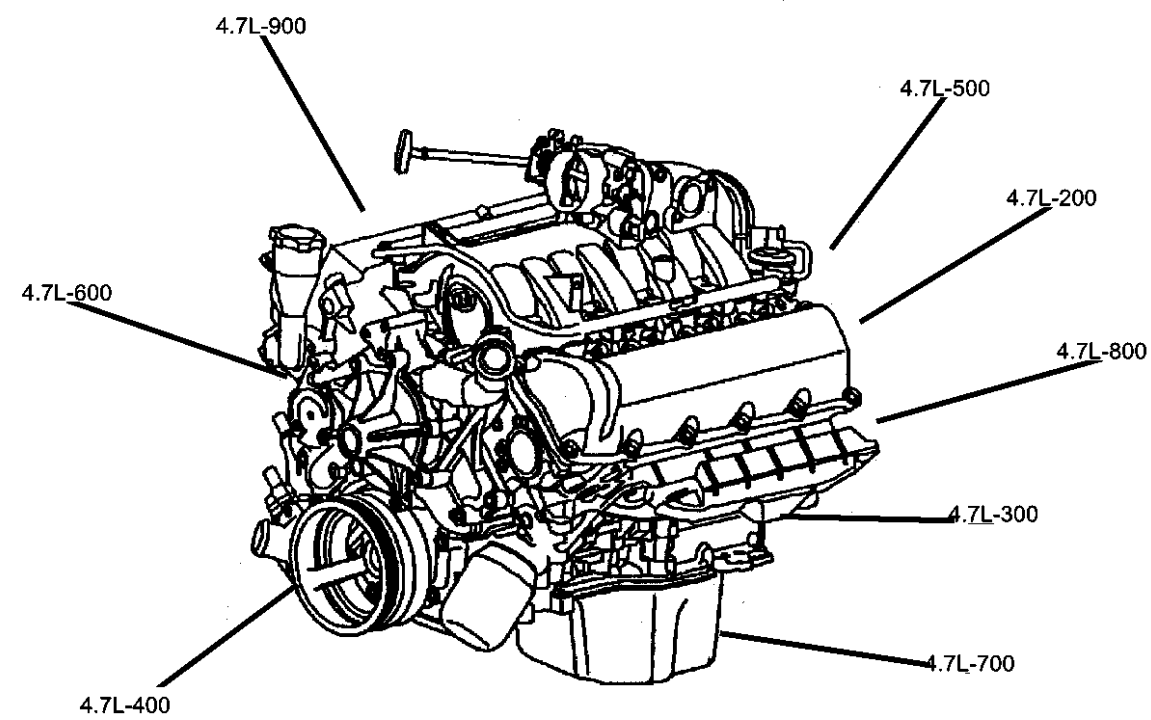
1	52855332AB	1							TRANSMISSION, See Transmission Group, (NOT SERVICED)
2	52855332AB	1							TRANSFER CASE, See Transfer Case Group, (NOT SERVICED)
3	52020546AB	1	5						BRACKET, Transmission Mount
4	06503699	4	5			EZ0, EV0	DGQ		SCREW AND WASHER, Hex Head, M10x1.5x28
5	52855230AA	1	5						BRACKET AND INSULATOR, Transmission Support
6	06506019AA	2	1, 5						BOLT AND WASHER, Hex Head, M10x1.5x30, Transmission Support Bracket to Insulator
7	52855300AB	1	5			EZ0			SHIELD, Transmission
8	06101694	1	5			EZ0			NUT, M6x1.00, Heat Shield To T/Case Motor
9	06101448	2	1, 5						NUT AND WASHER, Hex Nut-Coned Washer, M10 x 1.5, Insulator Assy To Crossmember

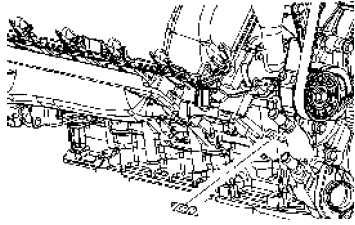
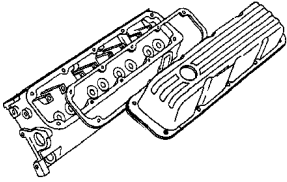
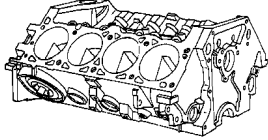

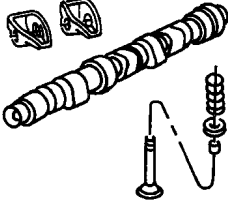
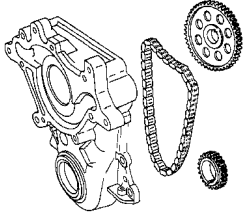
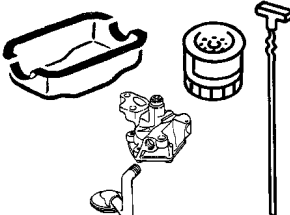
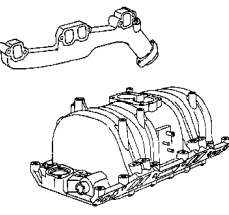
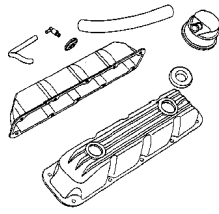
ASPEN (HG)	LINE	BODY	ENGINE	TRANSMISSION
SERIES				
P = PREMIUM	1 = Lt. Duty DODGE 2WD 5 = Lt. Duty DODGE 4WD	74 = SPORT UTILITY 4-DR TYPE #4	EVA = 4.7L V8 MPI Engine EVD = 4.7L V8 FFV Engine EZB = 5.7L Hemi Multi Displacement Engine	DGQ = 5-Spd Automatic 545RFE Transmission

AR = use ase required - = Non illustrated part

Group - 4.7L

Engine 4.7L Eight Cylinder

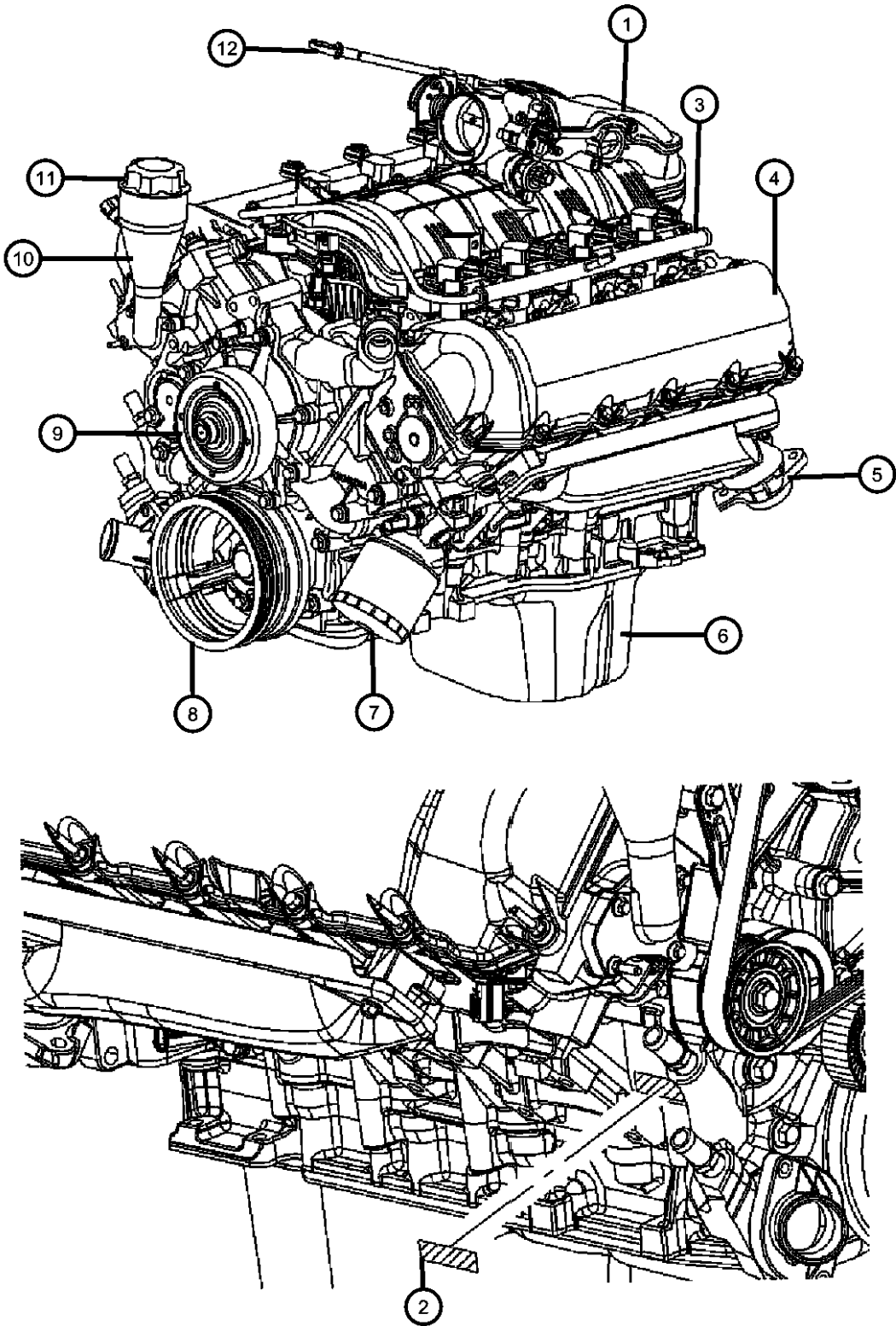


4.7L-100 Engine Identification 	4.7L-200 Cylinder Head 	4.7L-300 Cylinder Block 	4.7L-400 Crankshaft, Pistons and Torque Converter 
4.7L-500 Camshafts and Valves 	4.7L-600 Timing Belt and Cover 	4.7L-700 Engine Oiling 	4.7L-800 Manifolds 
4.7L-900 Crankcase Ventilation 			

Group - 4.7L Engine 4.7L Eight Cylinder

Illustration Title	Group-Fig. No.
Engine Identification	
Engine Assembly And Identificatin 4.7L [EVA] [EVD]	Fig. 4.7L - 110
Gasket Packages 4.7L [EVA] [EVD]	Fig. 4.7L - 120
Cylinder Head	
Cylinder Head Covers And Mounting 4.7L [EVA] [EVD].....	Fig. 4.7L - 210
Cylinder Heads And Mounting 4.7L [EVA] [EVD]	Fig. 4.7L - 220
Cylinder Block	
Cylinder Block And Hardware 4.7L [EVA] [EVD].....	Fig. 4.7L - 310
Cylinder Block Heater 4.7L [EVA] [EVD]	Fig. 4.7L - 320
Crankshaft, Pistons and Torque Converter	
Crankshaft, Pistons, Torque Converter And Drive Plate 4.7L [EVA] [EVD]	Fig. 4.7L - 410
Camshafts and Valves	
Camshafts And Valvetrain 4.7L [EVA] [EVD].....	Fig. 4.7L - 510
Timing Belt and Cover	
Timing Chain Cover And Mounting 4.7L [EVA] [EVD]	Fig. 4.7L - 610
Timing Chain Package And Guides 4.7L [EVA] [EVD]	Fig. 4.7L - 620
Engine Oiling	
Engine Oiling 4.7L [EVA] [EVD].....	Fig. 4.7L - 710
Engine Oil Drip Through And Mounting 4.7L [EVA] [EVD]	Fig. 4.7L - 720
Manifolds	
Intake Manifold And Mounting 4.7L [EVA] [EVD]	Fig. 4.7L - 810
Exhaust Manifolds And Mounting 4.7L [EVA] [EVD].....	Fig. 4.7L - 820
Crankcase Ventilation	
Crankcase Ventilation 4.7L [EVA] [EVD]	Fig. 4.7L - 910

Engine Assembly And Identificatin 4.7L [EVA] [EVD]
Figure 4.7L-110



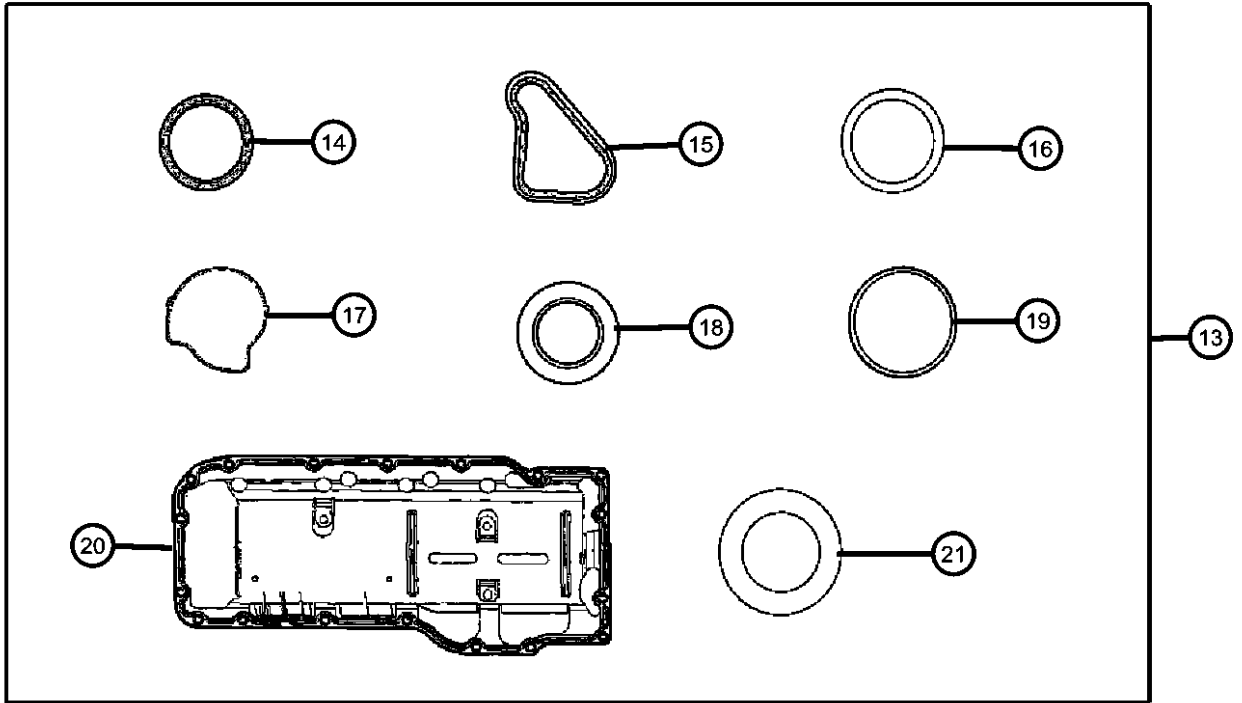
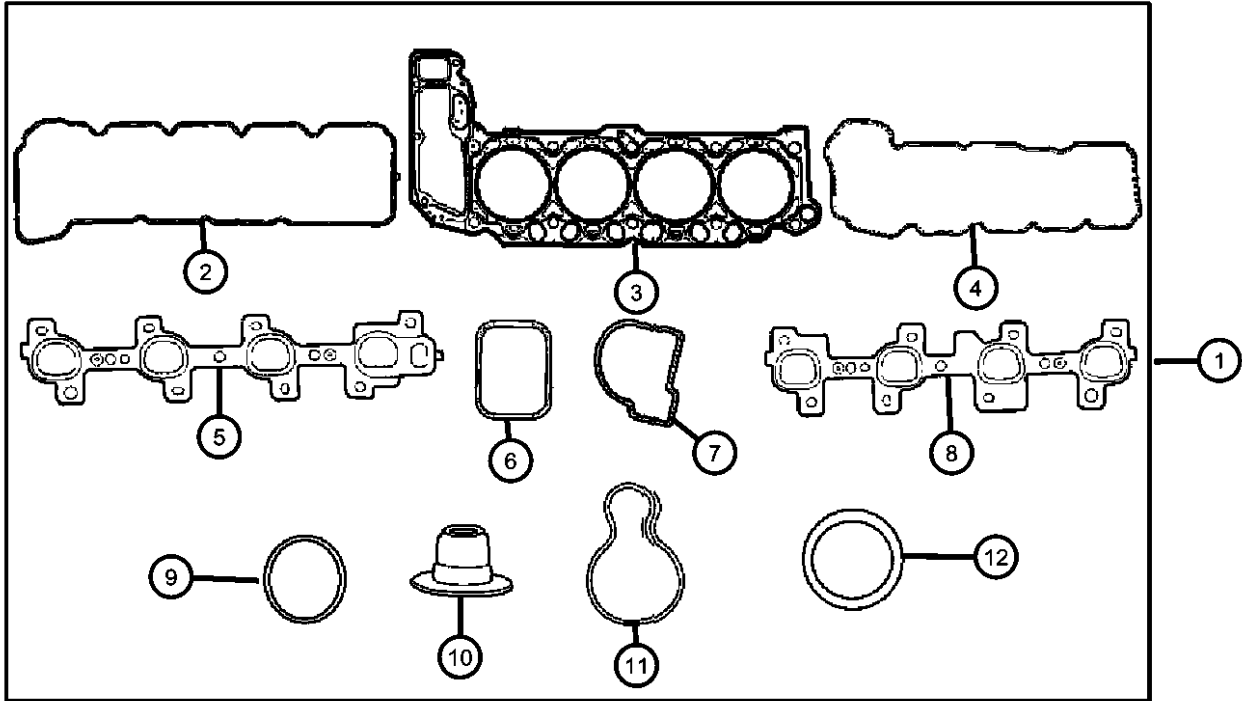
ITEM	PART NUMBER	QTY	LINE	SERIES	BODY	ENGINE	TRANS	TRIM	DESCRIPTION
------	-------------	-----	------	--------	------	--------	-------	------	-------------

NOTE:
The Engine Identification Label Contains: The Production Assembly Part Number And Displacement. Bar Code Label Is On Right Side Cylinder Head
Sales Codes:
[DGQ] = 5-Speed Automatic 545RFE Transmission
[DGU] = 4-Speed Automatic VLP 42RLE Transmission
[DG0] = All Automatic Transmissions
[DHU] = AWD Electronic Shift Two Speed Transfer Case
[DH7] = AWD Electronic Shift Single Speed Transfer case
[EKG] = 3.7L [Magnum] V-6 Engine
[EK0] = All 3.7L 6-Cylinder Gas Engines
[EVA] = 4.7L [Magnum] V-8 Engine
[EVD] = 4.7L V-8 FFV Engine
[EV0] = All 4.7L 8-Cylinder Gas Engines
[EZB] = 5.7L Hemi Multi-Displacement Engine
[EZ0] = All 5.7L 8-Cylinder Gas Engines
[NAA] = Federal Emissions
[NAE] = California Emissions
[NAS] = 50 State Emissions
[NA1] = Export Emissions
[NHK] = Engine Block Heater
[XEF] = Transfer Case Skid Plate Shield

1	06101448	2							ENGINE, Complete, Serviced By New Short Block, (NOT SERVICED)
2	06101448	2							LABEL, Engine Identification, See Note, (NOT SERVICED)
3	53032721AA	1	1, 5			EVA, EVD			RAIL, Fuel
4	53021829AD	1	1, 5			EVA, EVD			COVER, Cylinder HeadLeft
5	53030809AD	1	1, 5			EVA, EVD			MANIFOLD, ExhaustLeft
6	53021693AA	1	1, 5			EV0			PAN, Engine Oil
7	05281090	1	1, 5			EV0			FILTER, Engine Oil
	0FE00292								Canadian Aftermarket Part
	05281090BA								BULK PACK (12)
	77060018								Performance Mobil 1, 15W - 50 Tri-Synthetic Engine Oil- Recommended Fill for 6.1L & 8.3L
8	53020689AB	1	1, 5			EVA, EVD			DAMPER, Crankshaft
9	53022189AB	1				EV0			PUMP, Water
10	53020891AE	1	1, 5			EV0			HOUSING, Oil Fill
11	53034076AA	1	1, 5			EV0			CAP, Oil Filler
12	53021748AB	1	1, 5			EVA, EVD			INDICATOR, Engine Oil Level

ASPEN (HG)									
SERIES	LINE								TRANSMISSION
P = PREMIUM	1 = Lt. Duty DODGE 2WD 5 = Lt. Duty DODGE 4WD				74 = SPORT UTILITY 4-DR TYPE #4	EVA = 4.7L V8 MPI Engine EVD = 4.7L V8 FFV Engine EZB = 5.7L Hemi Multi Displacement Engine			DGQ = 5-Spd Automatic 545RFE Transmission

Gasket Packages 4.7L [EVA] [EVD]
Figure 4.7L-120

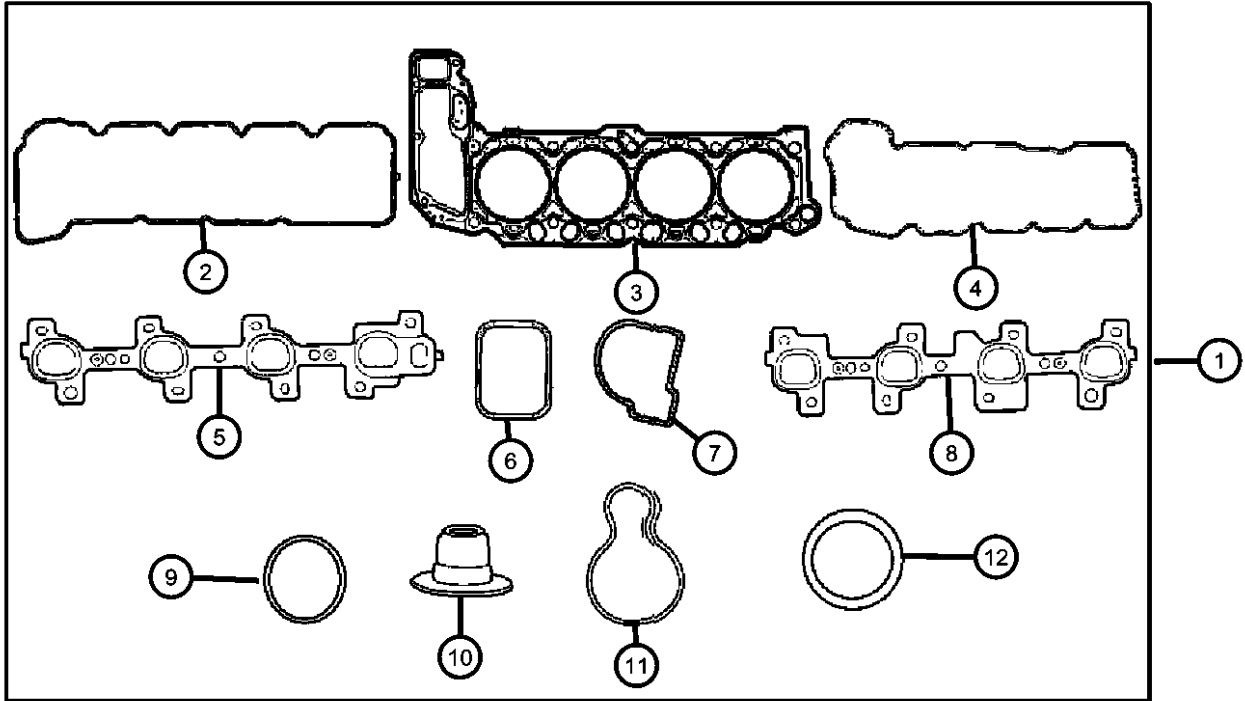


ITEM	PART NUMBER	QTY	LINE	SERIES	BODY	ENGINE	TRANS	TRIM	DESCRIPTION
------	-------------	-----	------	--------	------	--------	-------	------	-------------

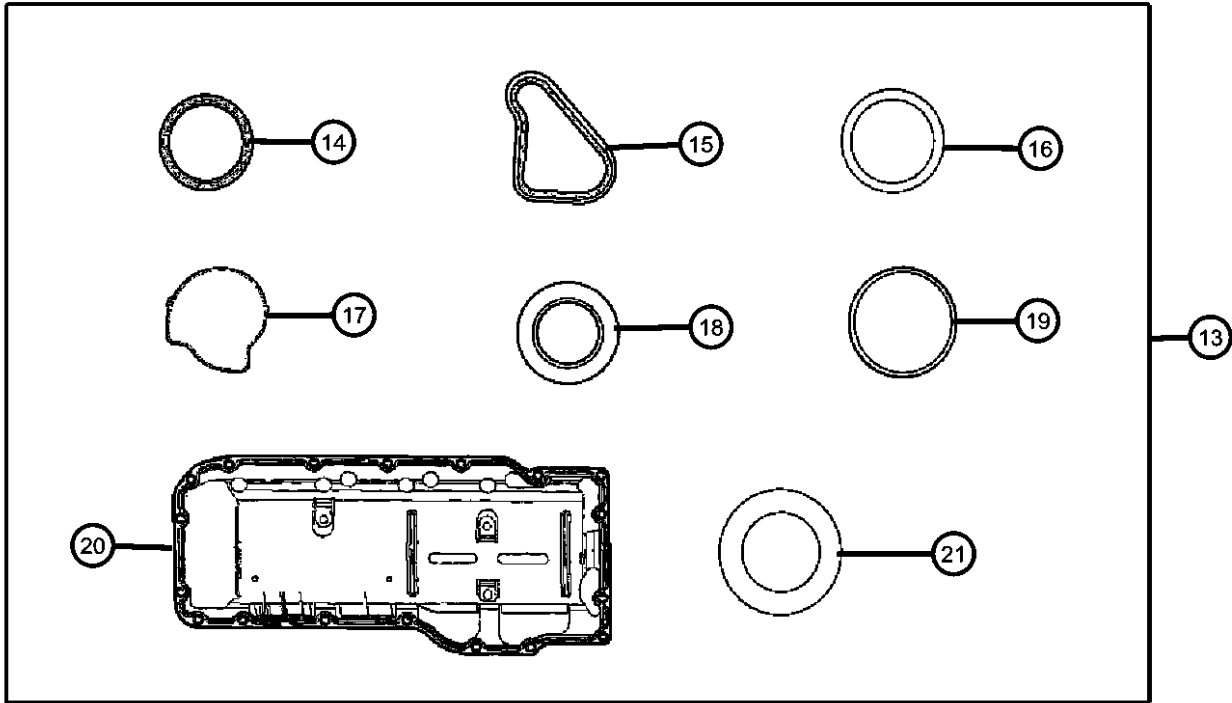
NOTE: Sales Codes: [DGQ] = 5-Speed Automatic 545RFE Transmission [DGU] = 4-Speed Automatic VLP 42RLE Transmission [DG0] = All Automatic Transmissions [DHU] = AWD Electronic Shift Two Speed Transfer Case [DH7] = AWD Electronic Shift Single Speed Transfer case [EKG] = 3.7L [Magnum] V-6 Engine [EK0] = All 3.7L 6-Cylinder Gas Engines [EVA] = 4.7L [Magnum] V-8 Engine [EVD] = 4.7L V-8 FFV Engine [EV0] = All 4.7L 8-Cylinder Gas Engines [EZB] = 5.7L Hemi Multi-Displacement Engine [EZ0] = All 5.7L 8-Cylinder Gas Engines [NAA] = Federal Emissions [NAE] = California Emissions [NAS] = 50 State Emissions [NA1] = Export Emissions [NHK] = Engine Block Heater [XEF] = Transfer Case Skid Plate Shield									
1	68001777AA	1	1, 5			EVA, EVD	DG0		GASKET PACKAGE, Engine Upper
2	53021842AA	1	1, 5			EVA, EVD			GASKET, Valve CoverRight
3	53020673AC	2	1, 5			EV0			GASKET, Cylinder HeadRight & Left
4	53021843AA	1	1, 5			EVA, EVD			GASKET, Valve CoverLeft
5	53034029AD	1	1, 5			EVA, EVD			GASKET, Exhaust ManifoldLeft
6	53010310AB	8	1, 5			EV0			SEAL, Intake Manifold
7	53030952AB	1	1, 5			EV0			GASKET, Throttle Body To Intake
8	53034030AC	1	1, 5			EVA, EVD			GASKET, Exhaust ManifoldRight
9	53021032	1	1, 5			EVA, EVD			O RINGCrankcase Vent
10	53021974AA	16				EVA, EVD			SEAL, Valve Guide
11	53020889AC	1	1, 5			EV0			GASKET, Oil Fill Housing
12	53020889AC	1							O RING, Service Number [53031711AA] Serviced With Oil Fill Housing 2007 4.7L, (NOT SERVICED)
13	05135798AB	1	1, 5			EVA, EVD	DG0		GASKET PACKAGE, Engine Lower
14	53021144AA	1	1, 5			EVA, EVD			O RING, Engine Oil Indicator
15	53021144AA	1							GASKET, Chain Case Cover, Service Number [53021226AA] Serviced With Timing Chain Cover 2007 4.7L, (NOT SERVICED)

ASPEN (HG)		LINE		BODY		ENGINE		TRANSMISSION	
SERIES									
P = PREMIUM		1 = Lt. Duty DODGE 2WD 5 = Lt. Duty DODGE 4WD		74 = SPORT UTILITY 4-DR TYPE #4		EVA = 4.7L V8 MPI Engine EVD = 4.7L V8 FFV Engine EZB = 5.7L Hemi Multi Displacement Engine		DGQ = 5-Spd Automatic 545RFE Transmission	

Gasket Packages 4.7L [EVA] [EVD]
Figure 4.7L-120



ITEM	PART NUMBER	QTY	LINE	SERIES	BODY	ENGINE	TRANS	TRIM	DESCRIPTION
16	53021144AA	1							O RING, Service Number [53021239AA] Serviced With Timing Chain Cover 2007 4.7L, (NOT SERVICED)
17	53020865	1	1, 5			EVO			GASKET, Water Pump
18	53020788AB	1	1, 5			EVO			SEAL, Crankshaft Bearing Oil
19	53020861	1	1, 5			EVO			SEAL, Oil Pick Up Tube
20	53020675AE	1	1, 5			EVO			GASKET, Oil Pan
21	53021313AA	1	1, 5			EVA, EVD			SEAL, Crankshaft Oil, Front



ASPEN (HG)	LINE	BODY	ENGINE	TRANSMISSION
SERIES				
P = PREMIUM	1 = Lt. Duty DODGE 2WD 5 = Lt. Duty DODGE 4WD	74 = SPORT UTILITY 4-DR TYPE #4	EVA = 4.7L V8 MPI Engine EVD = 4.7L V8 FFV Engine EZB = 5.7L Hemi Multi Displacement Engine	DGQ = 5-Spd Automatic 545RFE Transmission

Cylinder Head Covers And Mounting 4.7L [EVA] [EVD]
Figure 4.7L-210

ITEM	PART NUMBER	QTY	LINE	SERIES	BODY	ENGINE	TRANS	TRIM	DESCRIPTION
------	-------------	-----	------	--------	------	--------	-------	------	-------------

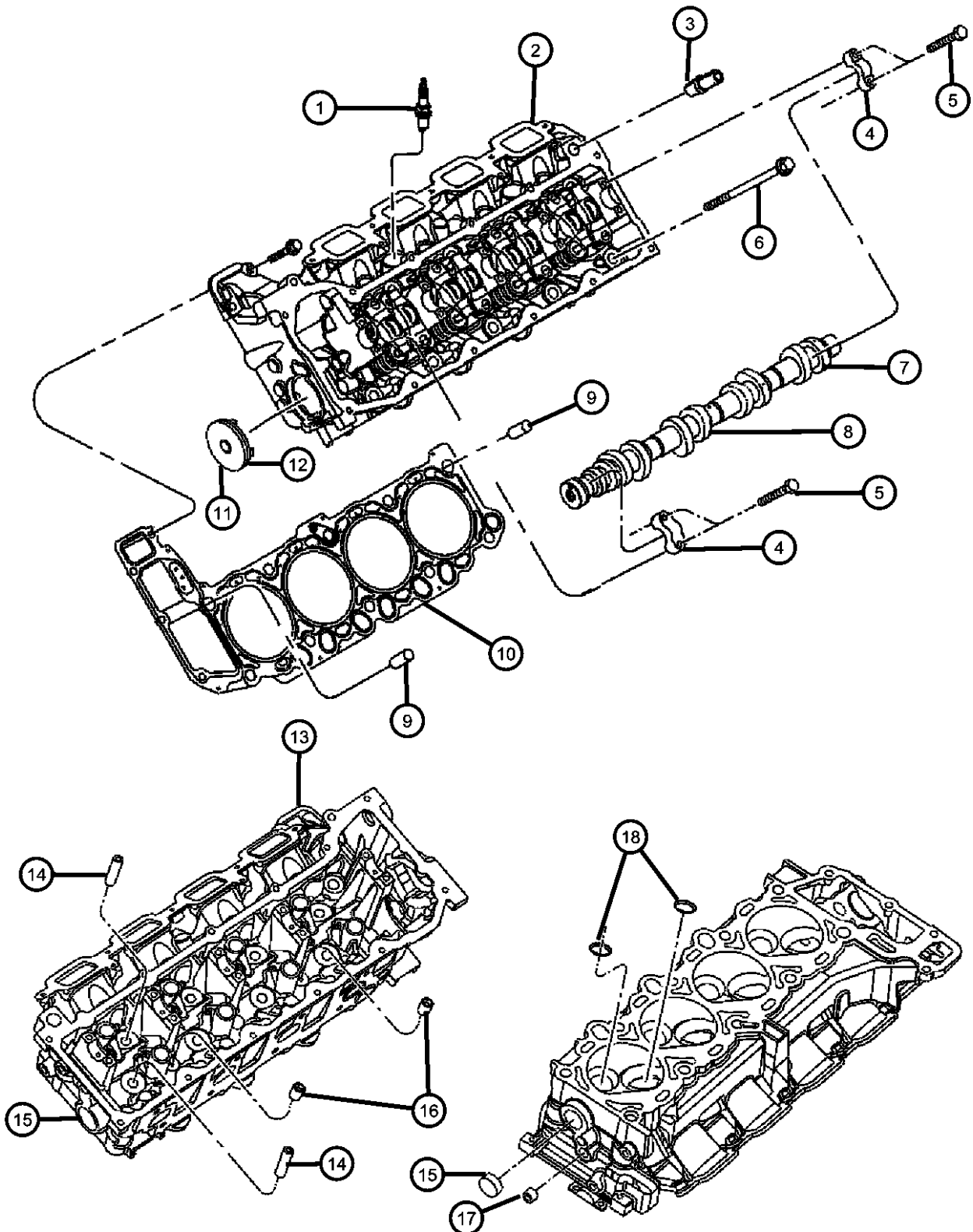
NOTE:
Sales Codes:
[DGQ] = 5-Speed Automatic 545RFE Transmission
[DGU] = 4-Speed Automatic VLP 42RLE Transmission
[DG0] = All Automatic Transmissions
[DHU] = AWD Electronic Shift Two Speed Transfer Case
[DH7] = AWD Electronic Shift Single Speed Transfer case
[EKG] = 3.7L [Magnum] V-6 Engine
[EK0] = All 3.7L 6-Cylinder Gas Engines
[EVA] = 4.7L [Magnum] V-8 Engine
[EVD] = 4.7L V-8 FFV Engine
[EV0] = All 4.7L 8-Cylinder Gas Engines
[EZB] = 5.7L Hemi Multi-Displacement Engine
[EZ0] = All 5.7L 8-Cylinder Gas Engines
[NAA] = Federal Emissions
[NAE] = California Emissions
[NAS] = 50 State Emissions
[NA1] = Export Emissions
[NHK] = Engine Block Heater
[XEF] = Transfer Case Skid Plate Sheild

1	53021828AA	1	1, 5			EVA, EVD			COVER, Cylinder Head, Includes Items 2,3,4Right
2	06508296AA	8	1, 5			EVA, EVD			SCREW, [M6X1.00X33.00], Cylinder Head Cover To Cylinder Head, Mounting
3	06508296AA	8							STUD, [M6X1.00X61.00] Serviced In Cover Package Only, (NOT SERVICED)
4	53021842AA	1	1, 5			EVA, EVD			GASKET, Valve CoverRight
5	53021829AD	1	1, 5			EVA, EVD			COVER, Cylinder Head, Includes Items 6,7,8Left
6	06508296AA	8	1, 5			EVA, EVD			SCREW, [M6X1.00X33.00], Cylinder Head Cover To Cylinder Head, Mounting
7	06508296AA	8							STUD, [M6X1.00X61.00] Serviced In Cover Package Only, (NOT SERVICED)
8	53021843AA	1	1, 5			EVA, EVD			GASKET, Valve CoverLeft

ASPEN (HG)	LINE	BODY	ENGINE	TRANSMISSION
SERIES				
P = PREMIUM	1 = Lt. Duty DODGE 2WD 5 = Lt. Duty DODGE 4WD	74 = SPORT UTILITY 4-DR TYPE #4	EVA = 4.7L V8 MPI Engine EVD = 4.7L V8 FFV Engine EZB = 5.7L Hemi Multi Displacement Engine	DGQ = 5-Spd Automatic 545RFE Transmission

AR = use ase required - = Non illustrated part

Cylinder Heads And Mounting 4.7L [EVA] [EVD]
Figure 4.7L-220



ITEM	PART NUMBER	QTY	LINE	SERIES	BODY	ENGINE	TRANS	TRIM	DESCRIPTION
------	-------------	-----	------	--------	------	--------	-------	------	-------------

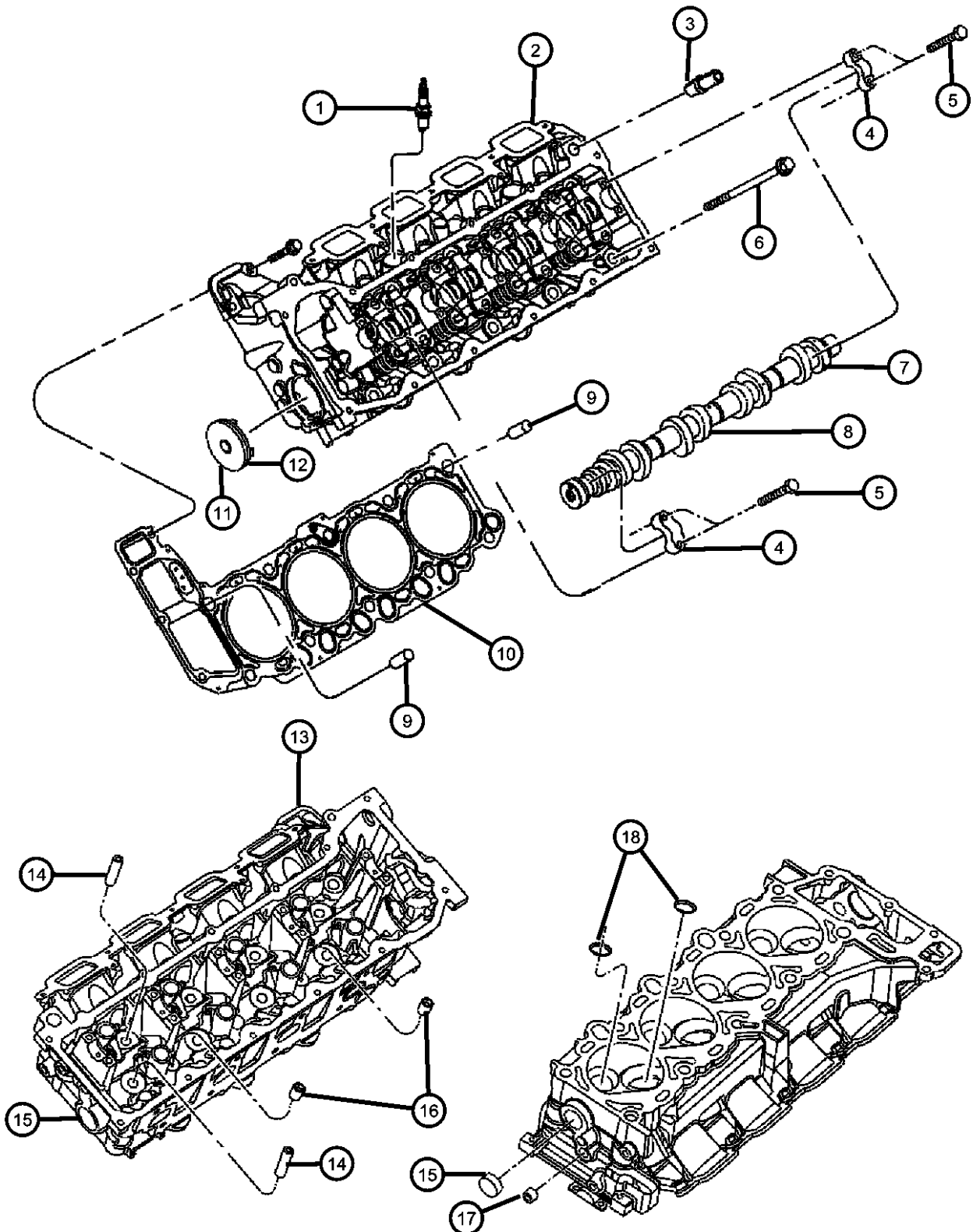
NOTE:
New Cylinder Heads Contain: Valve Guides, Valve Seat Inserts, Cam Bearing Caps, Cam Bearing Cap Mounting Bolts, Freeze Plugs. Valves, Valves, Valves
Sales Codes:
[DGQ] = 5-Speed Automatic 545RFE Transmission
[DGU] = 4-Speed Automatic VLP 42RLE Transmission
[DG0] = All Automatic Transmissions
[DHU] = AWD Electronic Shift Two Speed Transfer Case
[DH7] = AWD Electronic Shift Single Speed Transfer case
[EKG] = 3.7L [Magnum] V-6 Engine
[EK0] = All 3.7L 6-Cylinder Gas Engines
[EVA] = 4.7L [Magnum] V-8 Engine
[EVD] = 4.7L V-8 FFV Engine
[EV0] = All 4.7L 8-Cylinder Gas Engines
[EZB] = 5.7L Hemi Multi-Displacement Engine
[EZ0] = All 5.7L 8-Cylinder Gas Engines
[NAA] = Federal Emissions
[NAE] = California Emissions
[NAS] = 50 State Emissions
[NA1] = Export Emissions
[NHK] = Engine Block Heater
[XEF] = Transfer Case Skid Plate Shield

1	SPRC12MCC4	8	1, 5			EV0			SPARK PLUG
2	53020797AC	1	1, 5			EVA, EVD			HEAD, Cylinder, Left, See Note. Includes Items 4,14,15,16,17,18 Only
3	06035854	2	1, 5			EVA, EVD			NIPPLE, [.375-18X2.00]
4	06035854	2							CAP, Cylinder Head, Serviced With Cylinder Head, (NOT SERVICED)
5	06505034AA	10	1, 5			EVA, EVD			SCREW, M6x1x40, Camshaft Bearing Cap To Cylinder Head, Mounting
6	06505528AA	20	1, 5			EV0			SCREW AND WASHER, Hex Head, [M11X1.50X173], Cylinder Head To Cylinder Block, Mounting
7	53021159AE	1	1, 5			EVA, EVD			CAMSHAFT, Engine, Left
8	53021160AE	1	1, 5			EVA, EVD			CAMSHAFT, Engine, Right
9	05240849	4	1, 5			EV0			DOWEL, Cylinder Head To Cylinder Block, Mounting
10	53020673AC	2	1, 5			EV0			GASKET, Cylinder HeadRight & Left
11	53021031	1	1, 5			EVA, EVD			PLUG, Access Hole, Includes O-Ring
12	53021032	1	1, 5			EVA, EVD			O RING, [54MM ID X 2.0 Section]
13	53020798AB	1	1, 5			EVA, EVD			HEAD, Cylinder, Right, See Note. Includes Items 4,14,15,16,17,18 Only

ASPEN (HG)									
SERIES	LINE								TRANSMISSION
P = PREMIUM	1 = Lt. Duty DODGE 2WD 5 = Lt. Duty DODGE 4WD				BODY 74 = SPORT UTILITY 4-DR TYPE #4	ENGINE EVA = 4.7L V8 MPI Engine EVD = 4.7L V8 FFV Engine EZB = 5.7L Hemi Multi Displacement Engine			DGQ = 5-Spd Automatic 545RFE Transmission

AR = use ase required - = Non illustrated part

Cylinder Heads And Mounting 4.7L [EVA] [EVD]
Figure 4.7L-220

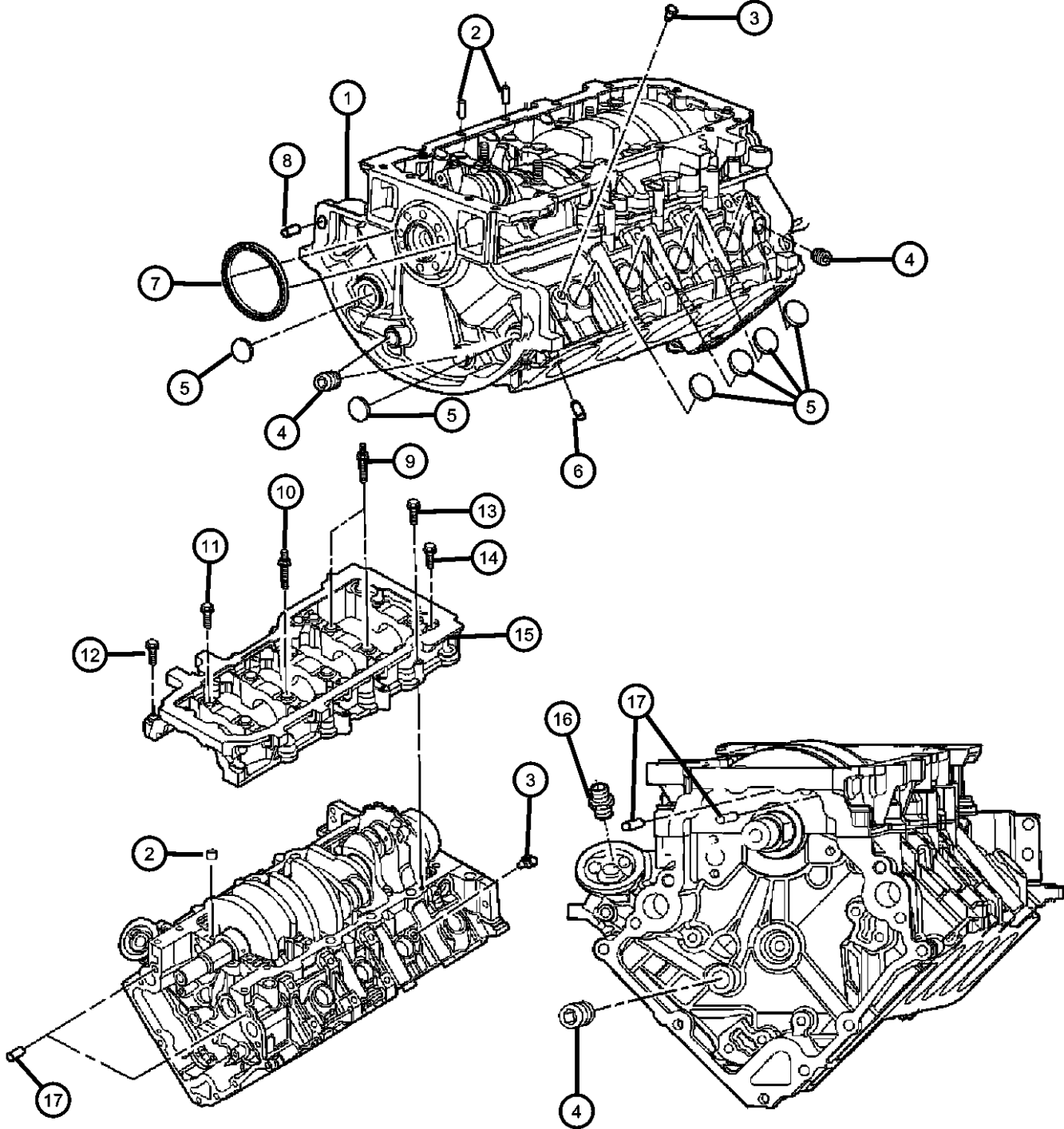


ITEM	PART NUMBER	QTY	LINE	SERIES	BODY	ENGINE	TRANS	TRIM	DESCRIPTION
14	53020798AB	1							GUIDE, Intake/Exhaust Valve, Standard Size, Serviced With Cylinder Head, (NOT SERVICED)
15	04556020AB	2	1, 5			EVA, EVD			Right, Cylinder Head
		2	1, 5			EVA, EVD			Left, Cylinder Head
16	06034331	2	1, 5			EVA, EVD			PLUG, Hex Socket, 3/8-18NPTx.475
		2	1, 5			EVA, EVD			Right, Cylinder Head
									Left, Cylinder Head
17	06036307AA	1	1, 5			EVA, EVD			PLUG
		1	1, 5			EVA, EVD			Oil Gallery, Left, Cylinder Head
									Oil Gallery, Right, Cylinder Head
18		1							INSERT, Valve Guide, Serviced With Cylinder Head, (NOT SERVICED),

ASPEN (HG)									
SERIES	LINE								
P = PREMIUM	1 = Lt. Duty DODGE 2WD 5 = Lt. Duty DODGE 4WD				74 = SPORT UTILITY 4-DR TYPE #4	EVA = 4.7L V8 MPI Engine EVD = 4.7L V8 FFV Engine EZB = 5.7L Hemi Multi Displacement Engine			DGQ = 5-Spd Automatic 545RFE Transmission

AR = use ase required - = Non illustrated part

Cylinder Block And Hardware 4.7L [EVA] [EVD]
Figure 4.7L-310



NOTE:
New Short Block Contains: Cylinder Block, Bedplate, Freeze Plugs, Crankshaft, Crankshaft Sensor Target Ring, Crankshaft Bearings, Thrust Was
Sales Codes:
[DGQ] = 5-Speed Automatic 545RFE Transmission
[DGU] = 4-Speed Automatic VLP 42RLE Transmission
[DG0] = All Automatic Transmissions
[DHU] = AWD Electronic Shift Two Speed Transfer Case
[DH7] = AWD Electronic Shift Single Speed Transfer case
[EKG] = 3.7L [Magnum] V-6 Engine
[EK0] = All 3.7L 6-Cylinder Gas Engines
[EVA] = 4.7L [Magnum] V-8 Engine
[EVD] = 4.7L V-8 FFV Engine
[EV0] = All 4.7L 8-Cylinder Gas Engines
[EZB] = 5.7L Hemi Multi-Displacement Engine
[EZ0] = All 5.7L 8-Cylinder Gas Engines
[NAA] = Federal Emissions
[NAE] = California Emissions
[NAS] = 50 State Emissions
[NA1] = Export Emissions
[NHK] = Engine Block Heater
[XEF] = Transfer Case Skid Plate Shield

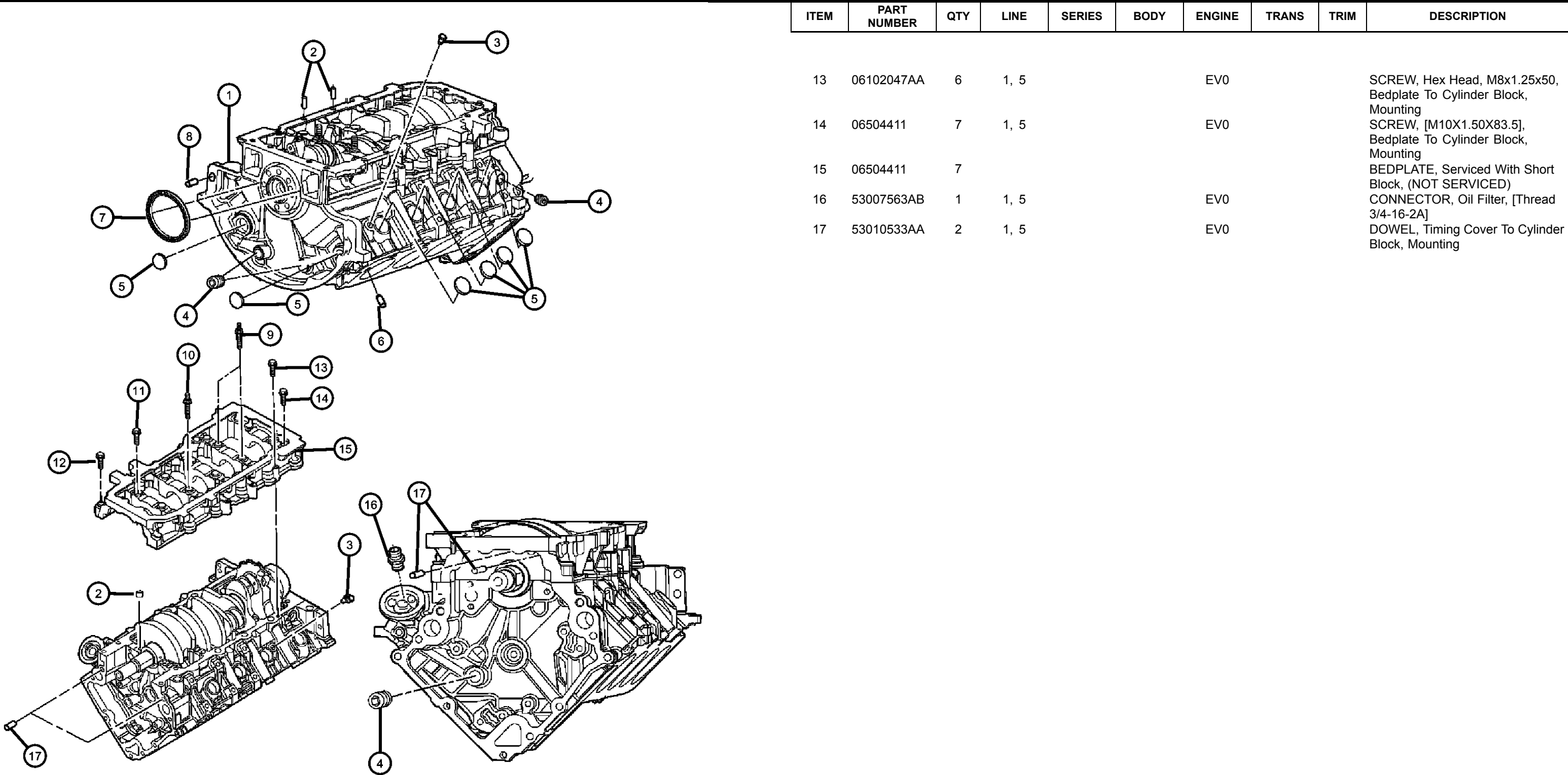
ITEM	PART NUMBER	QTY	LINE	SERIES	BODY	ENGINE	TRANS	TRIM	DESCRIPTION
1	05102738AE	1	1, 5			EVA, EVD	DG0		BLOCK, SHORT, See Note
2	06505457AA	3	1, 5			EV0			PIN, [M15X12.5], Bedplate To Cylinder Block, Mounting
3	06036592AA	2	1, 5			EV0			PLUG, [.250-18X.690], Cylinder Block Coolant Drain
4	06036114AA	4	1, 5			EV0			PLUG, Pipe, [.500-14X.560], Cylinder Block Oil Hole
5	06034804	10	1, 5			EV0			PLUG, Core, 1.39 Diameter, [ID=M32.26 OD=35.00 THK=1.37]
6	05240849	4	1, 5			EV0			DOWEL, Cylinder Head To Cylinder Block, Mounting
7	53020788AB	1	1, 5			EV0			SEAL, Crankshaft Bearing Oil
8	01122532	2	1, 5			EV0			DOWEL, Block To Clutch Housing, [1/2 X 3/4]Mounting
9	06506187AA	2	1, 5			EV0			STUD, [M11X1.50XM8X1.25X142.75], Crankshaft Bearing Cap To Cylinder Block, Mounting
10	06506186AA	1	1, 5			EV0			STUD, [M11X1.50XM8X1.25X118.50], Crankshaft Bearing Cap To Cylinder Block, Mounting
11	06505394AA	7	1, 5			EV0			SCREW AND WASHER, [M11X1.50X90.0], Bedplate To Cylinder Block, Mounting
12	06504410	5	1, 5			EV0			SCREW, Hex Head, [M10X1.50X55.00], Bedplate To Cylinder Block, Mounting

ASPEN (HG)	LINE	BODY	ENGINE	TRANSMISSION
SERIES				
P = PREMIUM	1 = Lt. Duty DODGE 2WD 5 = Lt. Duty DODGE 4WD	74 = SPORT UTILITY 4-DR TYPE #4	EVA = 4.7L V8 MPI Engine EVD = 4.7L V8 FFV Engine EZB = 5.7L Hemi Multi Displacement Engine	DGQ = 5-Spd Automatic 545RFE Transmission

AR = use ase required - = Non illustrated part

2007 HG

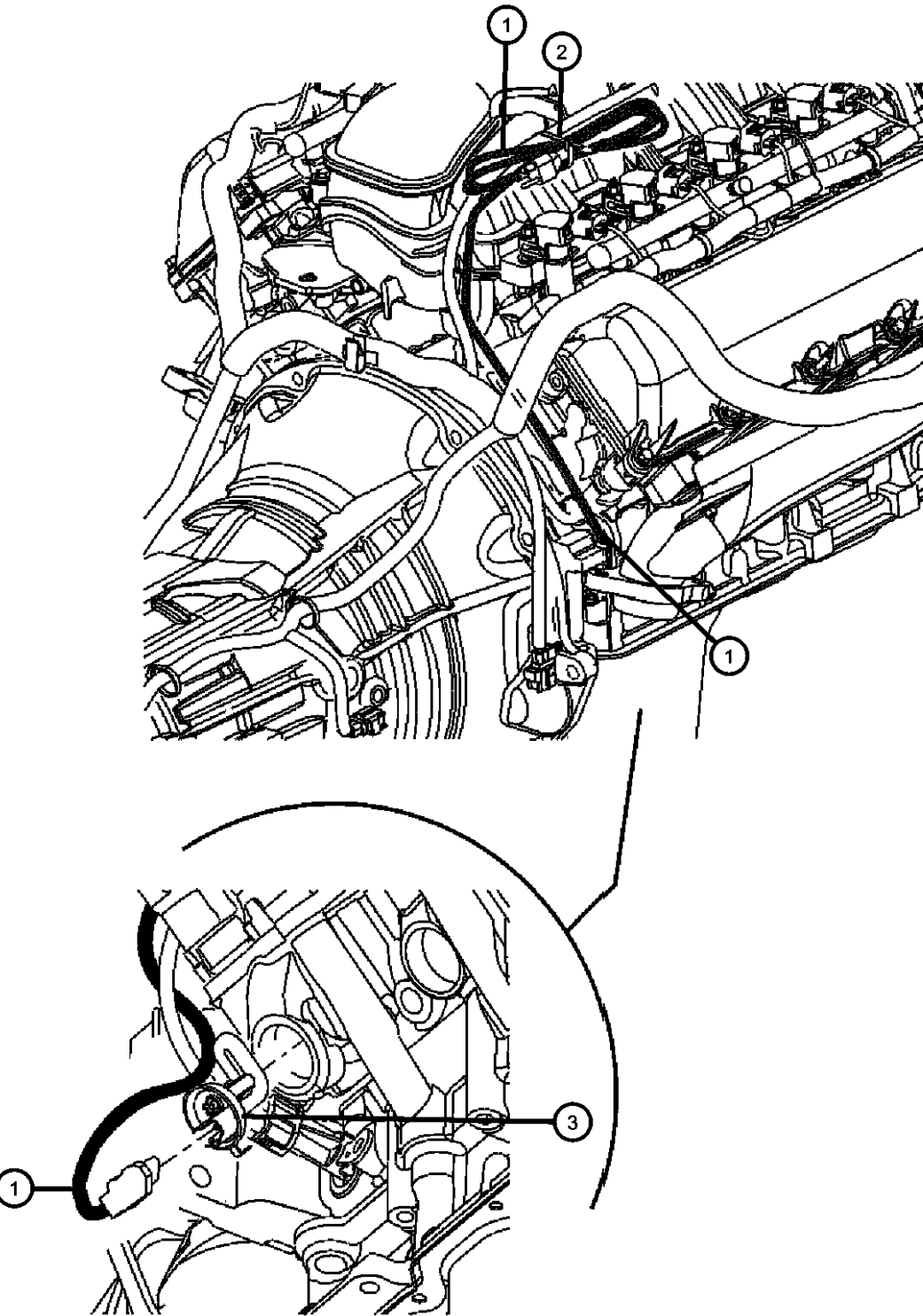
Cylinder Block And Hardware 4.7L [EVA] [EVD]
Figure 4.7L-310



ASPEN (HG)				
SERIES	LINE	BODY	ENGINE	TRANSMISSION
P = PREMIUM	1 = Lt. Duty DODGE 2WD 5 = Lt. Duty DODGE 4WD	74 = SPORT UTILITY 4-DR TYPE #4	EVA = 4.7L V8 MPI Engine EVD = 4.7L V8 FFV Engine EZB = 5.7L Hemi Multi Displacement Engine	DGQ = 5-Spd Automatic 545RFE Transmission

AR = use ase required - = Non illustrated part

**Cylinder Block Heater 4.7L [EVA] [EVD]
Figure 4.7L-320**



ITEM	PART NUMBER	QTY	LINE	SERIES	BODY	ENGINE	TRANS	TRIM	DESCRIPTION
------	----------------	-----	------	--------	------	--------	-------	------	-------------

NOTE:

Sales Codes:

[DGQ] = 5-Speed Automatic 545RFE Transmission

[DGU] = 4-Speed Automatic VLP 42RLE Transmission

[DG0] = All Automatic Transmissions

[DHU] = AWD Electronic Shift Two Speed Transfer Case

[DH7] = AWD Electronic Shift Single Speed Transfer case

[EKG] = 3.7L [Magnum] V-6 Engine

[EK0] = All 3.7L 6-Cylinder Gas Engines

[EVA] = 4.7L [Magnum] V-8 Engine

[EVD] = 4.7L V-8 FFV Engine

[EV0] = All 4.7L 8-Cylinder Gas Engines

[EZB] = 5.7L Hemi Multi-Displacement Engine

[EZ0] = All 5.7L 8-Cylinder Gas Engines

[NAA] = Federal Emissions

[NAE] = California Emissions

[NAS] = 50 State Emissions

[NA1] = Export Emissions

[NHK] = Engine Block Heater

[XEF] = Transfer Case Skid Plate Sheild

1	56051063AC	1	1, 5			EV0			CORD, Engine Block Heater
2									STRAP, Tie
	04641780	1	1, 5						
	05073039AA	1	1, 5						Bag Of 50 Tie Straps
3	56041304AB	1	1, 5			EV0			HEATER, Engine

ASPEN (HG)

SERIES

P = PREMIUM

LINE

1 = Lt. Duty DODGE 2WD

5 = Lt. Duty DODGE 4WD

BODY

74 = SPORT UTILITY 4-DR
TYPE #4

ENGINE

EVA = 4.7L V8 MPI Engine

EVD = 4.7L V8 FFV Engine

EZB = 5.7L Hemi Multi
Displacement Engine

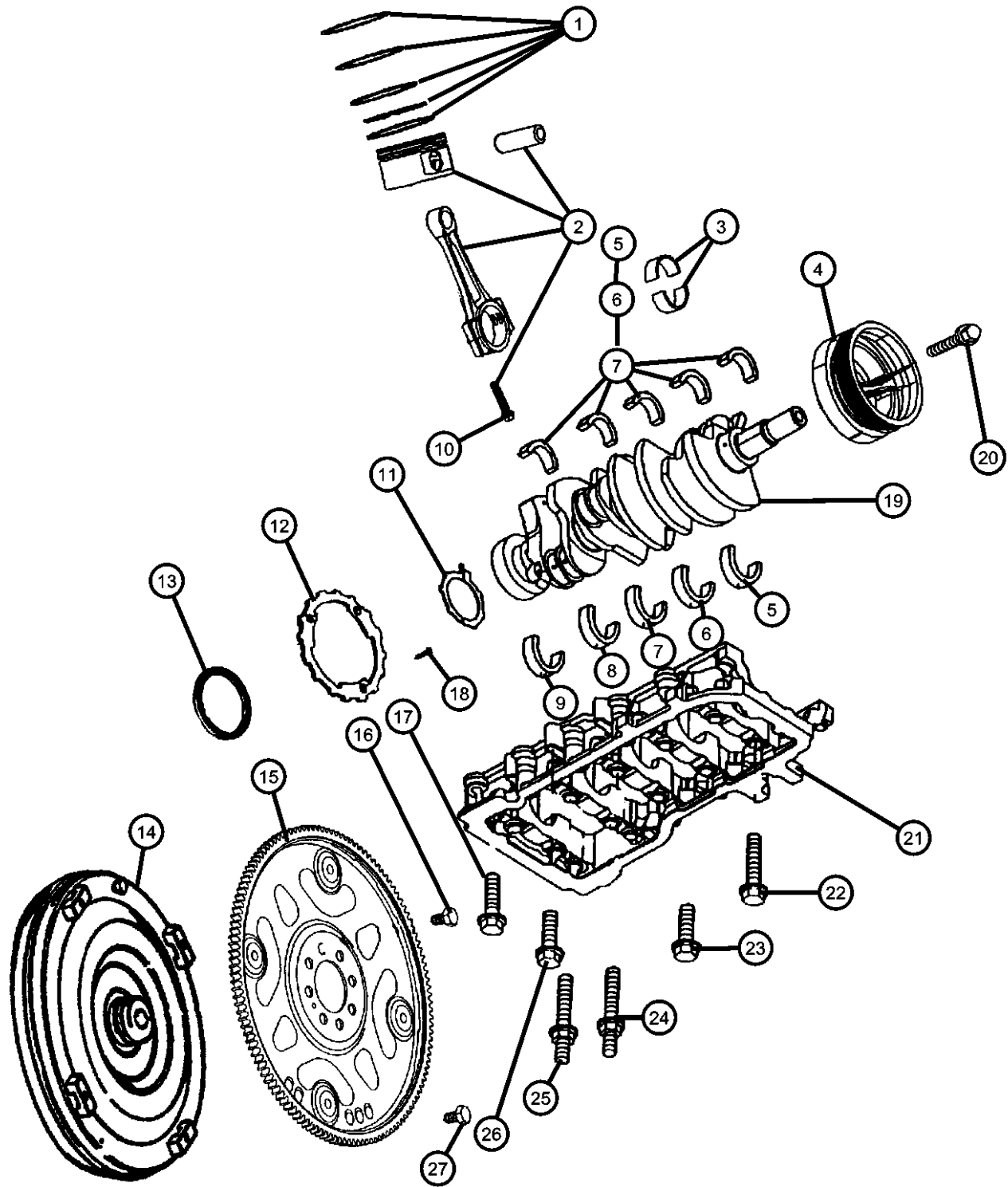
TRANSMISSION

DGQ = 5-Spd Automatic 545RFE
Transmission

AR = use ase required - = Non illustrated part

2007 HG

Crankshaft, Pistons, Torque Converter And Drive Plate 4.7L [EVA] [EVD]
Figure 4.7L-410



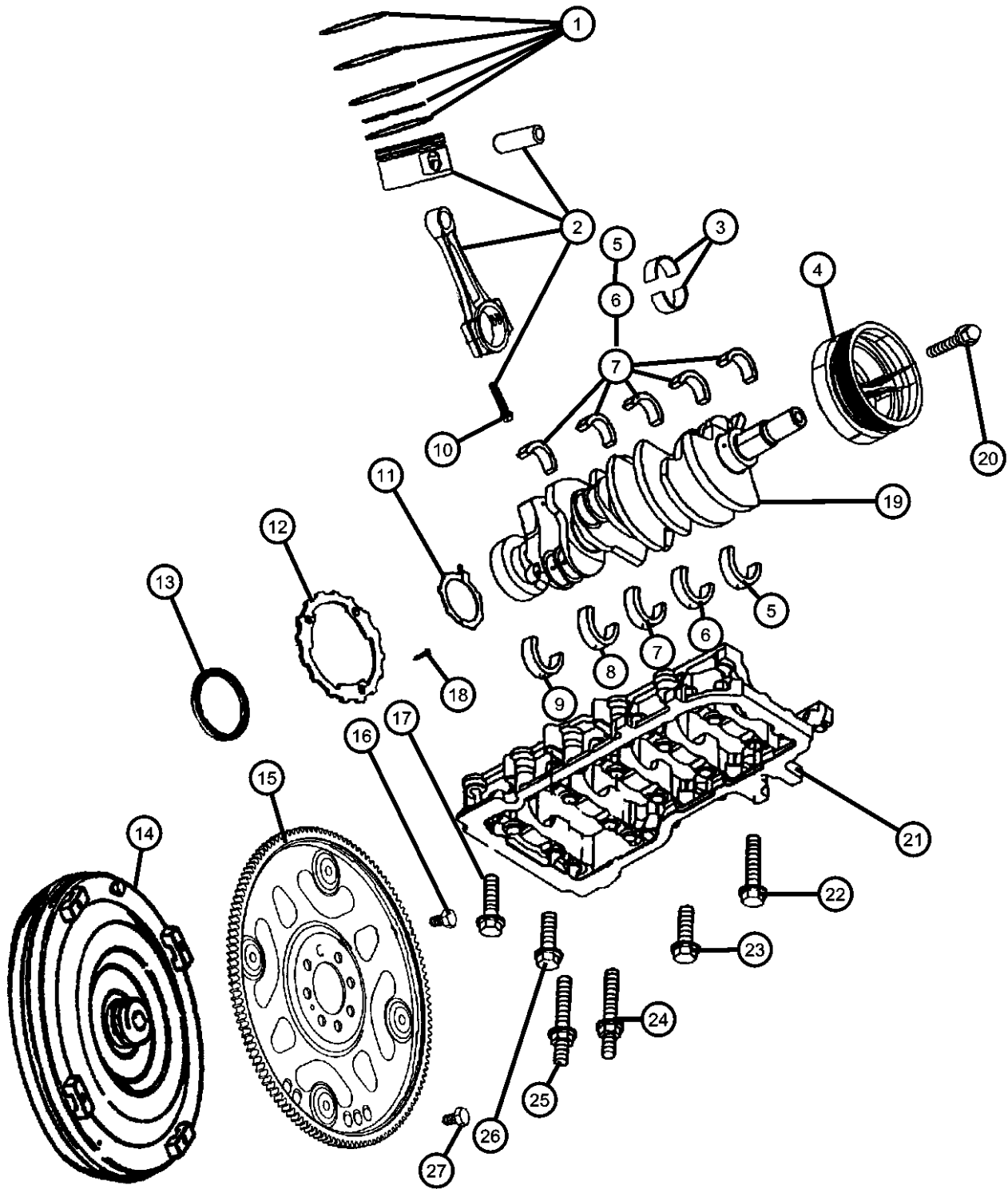
ITEM	PART NUMBER	QTY	LINE	SERIES	BODY	ENGINE	TRANS	TRIM	DESCRIPTION
------	-------------	-----	------	--------	------	--------	-------	------	-------------

NOTE: For Crankshaft Identification, Stamping Location And Bearing Information Refer To The Service Manual. For Bearing Selection Sizes Please Refer To Service Manual Group 9, Bearings Crankshaft Main, [Select Fit Identification] Sales Codes: [DGQ] = 5-Speed Automatic 545RFE Transmission [DGU] = 4-Speed Automatic VLP 42RLE Transmission [DG0] = All Automatic Transmissions [DHU] = AWD Electronic Shift Two Speed Transfer Case [DH7] = AWD Electronic Shift Single Speed Transfer case [EKG] = 3.7L [Magnum] V-6 Engine [EK0] = All 3.7L 6-Cylinder Gas Engines [EVA] = 4.7L [Magnum] V-8 Engine [EVD] = 4.7L V-8 FFV Engine [EV0] = All 4.7L 8-Cylinder Gas Engines [EZB] = 5.7L Hemi Multi-Displacement Engine [EZ0] = All 5.7L 8-Cylinder Gas Engines [NAA] = Federal Emissions [NAE] = California Emissions [NAS] = 50 State Emissions [NA1] = Export Emissions [NHK] = Engine Block Heater [XEF] = Transfer Case Skid Plate Shield									
1	05012364AD	8	1, 5			EVA, EVD			RING PACKAGE, Piston, Standard Size, One Package Does One Piston
2	05012362AE	8	1, 5			EVA, EVD			PISTON PIN AND ROD, STD
3	05012363AC	8	1, 5			EVA, EVD			BEARING PACKAGE, Connecting Rod, Standard
4	53020689AB	1	1, 5			EVA, EVD			DAMPER, Crankshaft
5	05014186AC	5	1, 5			EVA, EVD	DG0		BEARING PACKAGE, Crankshaft, C Grade, See Note
6	05013586AD	5	1, 5			EVA, EVD	DG0		BEARING PACKAGE, Crankshaft, B Grade, See Note
7	05014183AC	5	1, 5			EVA, EVD	DG0		BEARING PACKAGE, Crankshaft, A Grade, See Note
8	05013587AA	5	1, 5			EV0			BEARING PACKAGE, Crankshaft, .025mm Undersize, See Note
9	05013588AA	5	1, 5			EV0			BEARING PACKAGE, Crankshaft, .25mm Undersize, See Note
10	06503928	16				EVA, EVD			BOLT, Connecting Rod, [M9X1.0X46.00], Connecting Rod Cap To Connecting Rod, Mounting
11	05012356AC	1	1, 5			EV0			WASHER PACKAGE, Washer
12	05012356AC	1							TONE RING, Sensor, Serviced in Crankshaft Assembly, (NOT SERVICED)
13	53020788AB	1	1, 5			EV0			SEAL, Crankshaft Bearing Oil
14									TORQUE CONVERTER

ASPEN (HG)		LINE		BODY		ENGINE		TRANSMISSION	
SERIES		1 = Lt. Duty DODGE 2WD		74 = SPORT UTILITY 4-DR		EVA = 4.7L V8 MPI Engine		DGQ = 5-Spd Automatic 545RFE	
P = PREMIUM		5 = Lt. Duty DODGE 4WD		TYPE #4		EVD = 4.7L V8 FFV Engine		Transmission	
						EZB = 5.7L Hemi Multi Displacement Engine			

AR = use ase required - = Non illustrated part

Crankshaft, Pistons, Torque Converter And Drive Plate 4.7L [EVA] [EVD]
Figure 4.7L-410

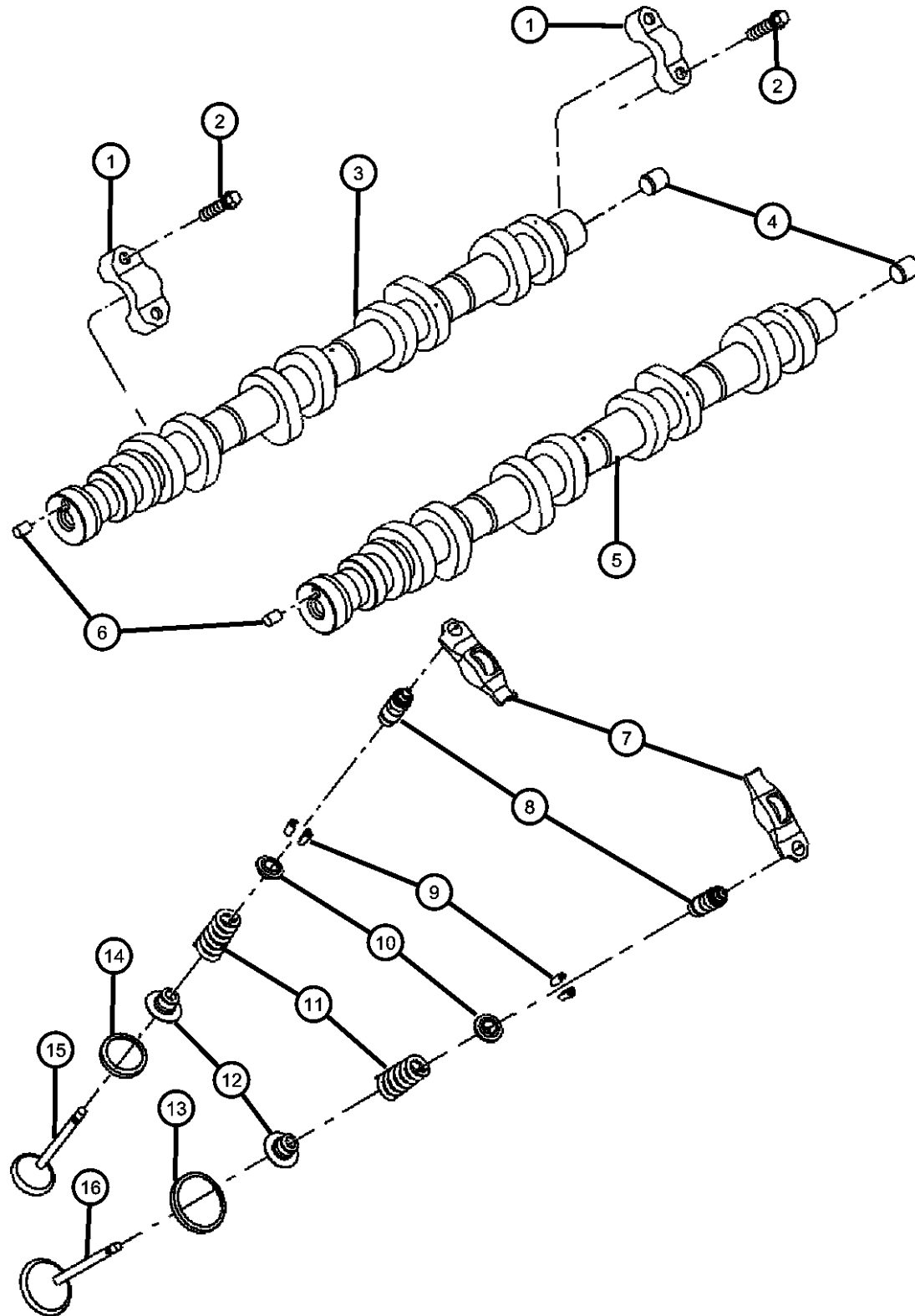


ITEM	PART NUMBER	QTY	LINE	SERIES	BODY	ENGINE	TRANS	TRIM	DESCRIPTION
	04736352AB	1	1			EV0	DGQ		
		1	5			EV0	DGQ		
15	04736604AA	1	1, 5			EV0	DG0		PLATE, Torque Converter Drive
16	06503465	8	1, 5			EV0	DG0		BOLT, Drive Plate and Flywheel, [M10X1.00X18.00], Driveplate To Crankshaft, Mounting
17	06504411	7	1, 5			EV0			SCREW, [M10X1.50X83.5], Crankshaft Bearing Cap, Mounting
18	06504480	3	1, 5			EV0	DG0		SCREW, M6x1x25, Tone Ring To Crankshaft, Mounting
19	53021387AA	1	1, 5			EV0	DG0		CRANKSHAFT
20	06504415	1	1, 5			EV0			SCREW AND WASHER, [M14X1.50X112.00], Crankshaft Dampner, Mounting
21	06504415	1							BEDPLATE, Serviced in Short Block Assembly, (NOT SERVICED)
22	06505394AA	7	1, 5			EV0			SCREW AND WASHER, [M11x1.50x90.0], Crankshaft Bearing Cap, Mounting
23	06504410	5	1, 5			EV0			SCREW, Hex Head, [M10x1.50x55.00], Crankshaft Bearing Cap, Mounting
24	06506186AA	1	1, 5			EV0			STUD, [M11x1.50xM8x1.25x118.50], Crankshaft Bearing Cap, Mounting
25	06506187AA	2	1, 5			EV0			STUD, [M11x1.50xM8x1.25x142.75], Crankshaft Bearing Cap, Mounting
26	06102047AA	6	1, 5			EV0			SCREW, Hex Head, M8x1.25x50, [M8x1.25x50.00], Crankshaft Bearing Cap, Mounting
27	01949765	4	1, 5			EV0, EZ0	DG0		SCREW, Hex Head Header Point, .312-24x.44, Torque Converter To Driveplate, Mounting

ASPEN (HG)									
SERIES	LINE			BODY		ENGINE		TRANSMISSION	
P = PREMIUM	1 = Lt. Duty DODGE 2WD 5 = Lt. Duty DODGE 4WD			74 = SPORT UTILITY 4-DR TYPE #4		EVA = 4.7L V8 MPI Engine EVD = 4.7L V8 FFV Engine EZB = 5.7L Hemi Multi Displacement Engine		DGQ = 5-Spd Automatic 545RFE Transmission	

AR = use ase required - = Non illustrated part

**Camshafts And Valvetrain 4.7L [EVA] [EVD]
Figure 4.7L-510**



ITEM	PART NUMBER	QTY	LINE	SERIES	BODY	ENGINE	TRANS	TRIM	DESCRIPTION
------	-------------	-----	------	--------	------	--------	-------	------	-------------

NOTE:

Sales Codes:

[DGQ] = 5-Speed Automatic 545RFE Transmission

[DGU] = 4-Speed Automatic VLP 42RLE Transmission

[DG0] = All Automatic Transmissions

[DHU] = AWD Electronic Shift Two Speed Transfer Case

[DH7] = AWD Electronic Shift Single Speed Transfer case

[EKG] = 3.7L [Magnum] V-6 Engine

[EK0] = All 3.7L 6-Cylinder Gas Engines

[EVA] = 4.7L [Magnum] V-8 Engine

[EVD] = 4.7L V-8 FFV Engine

[EV0] = All 4.7L 8-Cylinder Gas Engines

[EZB] = 5.7L Hemi Multi-Displacement Engine

[EZ0] = All 5.7L 8-Cylinder Gas Engines

[NAA] = Federal Emissions

[NAE] = California Emissions

[NAS] = 50 State Emissions

[NA1] = Export Emissions

[NHK] = Engine Block Heater

[XEF] = Transfer Case Skid Plate Shield

1	01949765	4							CAP, Serviced With Cylinder Head, (NOT SERVICED)
2	06505034AA	10	1, 5			EVA, EVD			SCREW, M6x1x40, [M6X1.00X40.00], Camshaft
3	53021160AE	1	1, 5			EVA, EVD			Bearing Cap, Mounting CAMSHAFT, Engine, Right
4	06036473AA	1	1, 5			EVA, EVD			PLUG, Camshaft Right, Camshaft
		1	1, 5			EVA, EVD			Left, Camshaft
5	53021159AE	1	1, 5			EVA, EVD			CAMSHAFT, Engine, Left
6	06100902	1	1, 5			EVA, EVD			DOWEL, M6x14 Sprocket To Camshaft, Mounting, Right
		1	1, 5			EVA, EVD			Sprocket To Camshaft, Mounting, Left
7	53020742AC	16	1, 5			EVA, EVD			ROCKER ARM, Valve
8	53021077	16	1, 5			EVA, EVD			ADJUSTER, Valve Lash
9	04536513AB	32	1, 5			EV0			LOCK, Valve Spring Retainer
10	04781090AA	16	1, 5			EVA, EVD			RETAINER, Valve Spring
11	53020749AC	16	1, 5			EVA, EVD			SPRING, Valve
12	53021974AA	16				EVA, EVD			SEAL, Valve Guide
13	53021974AA	16							SEAT, Exhaust Valve, Serviced With Cylinder Head, (NOT SERVICED)

ASPEN (HG)

SERIES

P = PREMIUM

LINE

1 = Lt. Duty DODGE 2WD

5 = Lt. Duty DODGE 4WD

BODY

74 = SPORT UTILITY 4-DR

TYPE #4

ENGINE

EVA = 4.7L V8 MPI Engine

EVD = 4.7L V8 FFV Engine

EZB = 5.7L Hemi Multi Displacement Engine

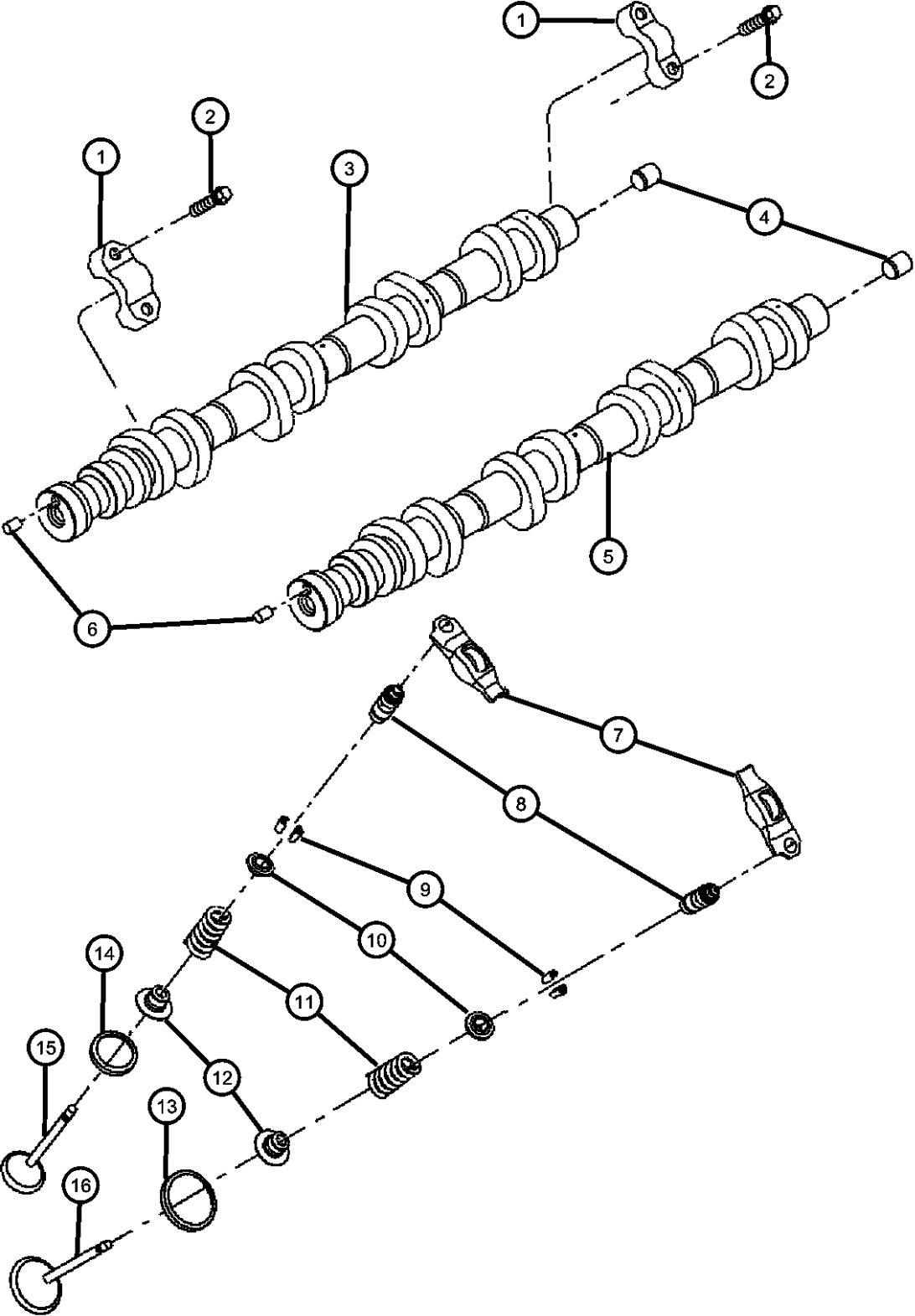
TRANSMISSION

DGQ = 5-Spd Automatic 545RFE Transmission

AR = use ase required - = Non illustrated part

2007 HG

Camshafts And Valvetrain 4.7L [EVA] [EVD]
Figure 4.7L-510

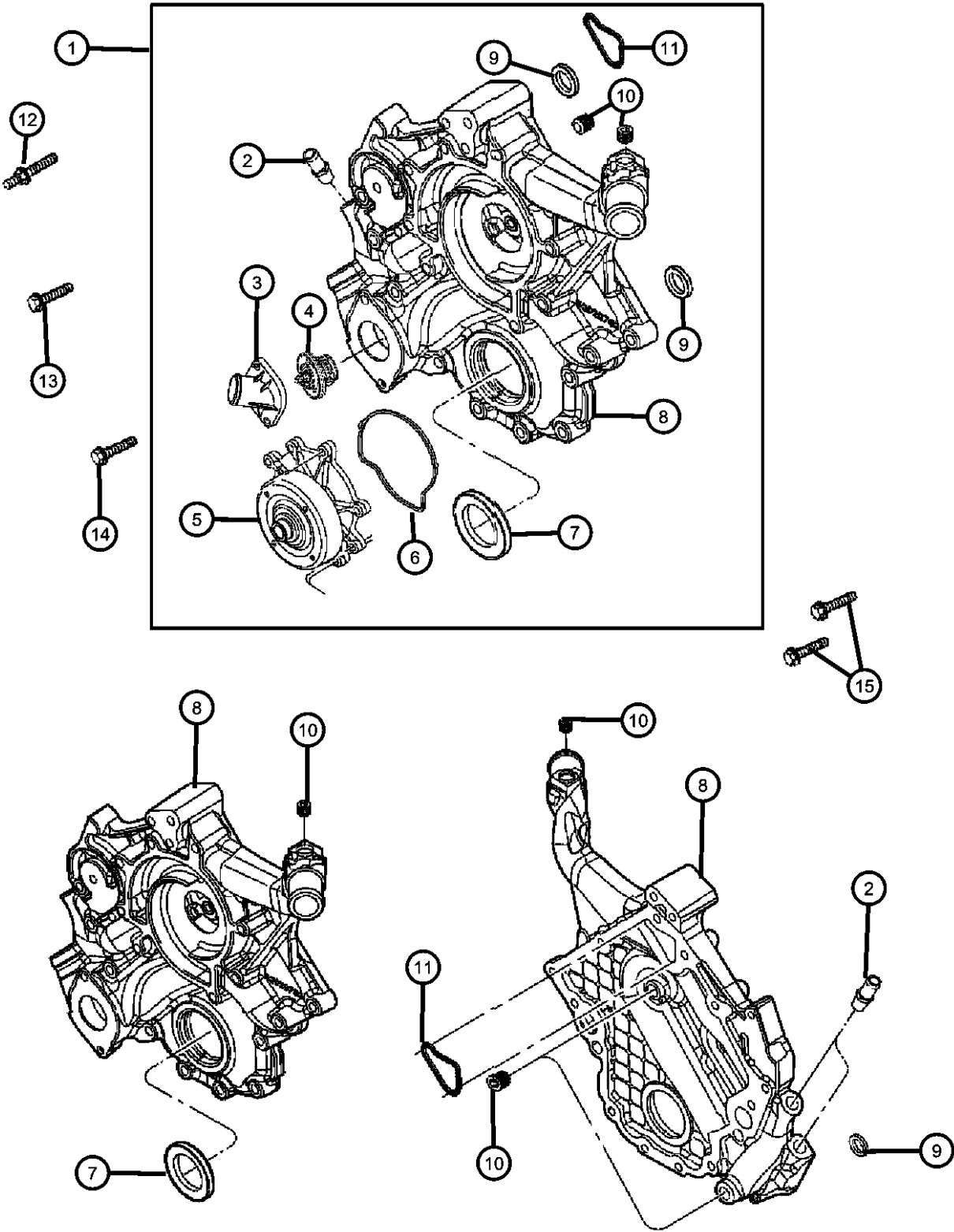


ITEM	PART NUMBER	QTY	LINE	SERIES	BODY	ENGINE	TRANS	TRIM	DESCRIPTION
14	53021974AA	16							SEAT, Intake Valve, Serviced With Cylinder Head, (NOT SERVICED)
15	53020747AB	8	1, 5			EVA, EVD			VALVE, Intake, Standard
16	53020748	8	1, 5			EVA, EVD			VALVE, Exhaust, Standard

ASPEN (HG)	LINE	BODY	ENGINE	TRANSMISSION
SERIES				
P = PREMIUM	1 = Lt. Duty DODGE 2WD 5 = Lt. Duty DODGE 4WD	74 = SPORT UTILITY 4-DR TYPE #4	EVA = 4.7L V8 MPI Engine EVD = 4.7L V8 FFV Engine EZB = 5.7L Hemi Multi Displacement Engine	DGQ = 5-Spd Automatic 545RFE Transmission

AR = use ase required - = Non illustrated part

Timing Chain Cover And Mounting 4.7L [EVA] [EVD]
Figure 4.7L-610

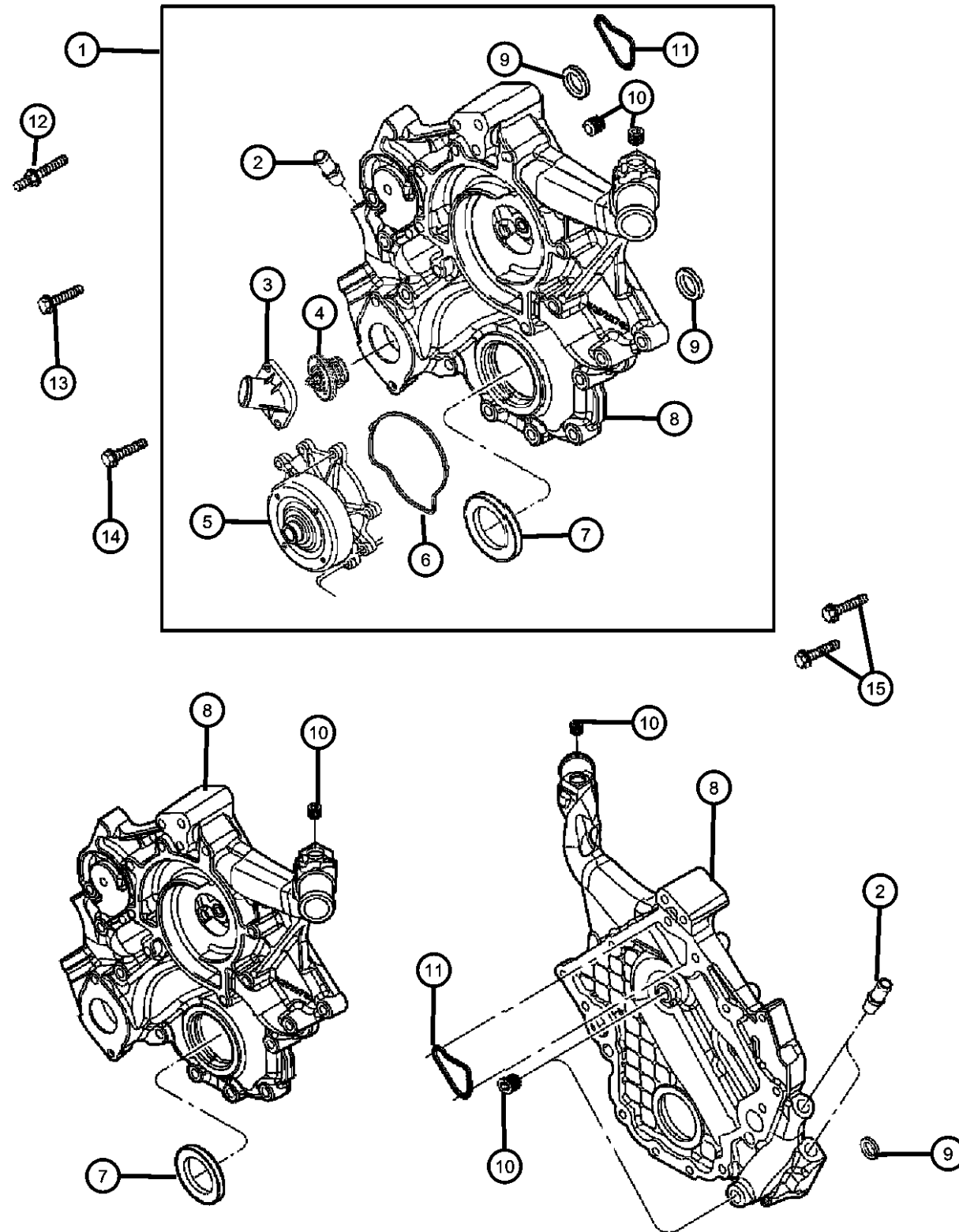


ITEM	PART NUMBER	QTY	LINE	SERIES	BODY	ENGINE	TRANS	TRIM	DESCRIPTION
NOTE: Sales Codes: [DGQ] = 5-Speed Automatic 545RFE Transmission [DGU] = 4-Speed Automatic VLP 42RLE Transmission [DG0] = All Automatic Transmissions [DHU] = AWD Electronic Shift Two Speed Transfer Case [DH7] = AWD Electronic Shift Single Speed Transfer case [EKG] = 3.7L [Magnum] V-6 Engine [EK0] = All 3.7L 6-Cylinder Gas Engines [EVA] = 4.7L [Magnum] V-8 Engine [EVD] = 4.7L V-8 FFV Engine [EV0] = All 4.7L 8-Cylinder Gas Engines [EZB] = 5.7L Hemi Multi-Displacement Engine [EZ0] = All 5.7L 8-Cylinder Gas Engines [NAA] = Federal Emissions [NAE] = California Emissions [NAS] = 50 State Emissions [NA1] = Export Emissions [NHK] = Engine Block Heater [XEF] = Transfer Case Skid Plate Sheild									
1	05134142AE	1	1, 5			EVA, EVD	DG0		COVER KIT, Timing
2	06035854	2	1, 5			EVA, EVD			NIPPLE, [.375-18x2.00]
3	53020887AC	1	1, 5			EVA, EVD			HOUSING, Thermostat
4	52079476AC	1	1, 5			EVA, EVD			THERMOSTAT
5	53022189AB	1				EV0			PUMP, Water
6	53020865	1	1, 5			EV0			GASKET, Water Pump
7	53021313AA	1	1, 5			EVA, EVD			SEAL, Crankshaft Oil, Front
8	53021313AA	1							COVER, Chain Case, Serviced In Item 1 Kit Only, (NOT SERVICED)
9	53021313AA	1							O RING, Serviced In Item 1 Kit Only, (NOT SERVICED)
10	06034331	3	1, 5			EVA, EVD			PLUG, Hex Socket, 3/8-18NPTx.475
11	06034331	3							GASKET, Chain Case Cover, Serviced In Item 1 Kit Only, (NOT SERVICED)
12	06505293AA	1	1, 5			EV0			STUD, [M10x1.50x.437-14x145.20], Timing Chain Cover To Cylinder Block, Mounting
13	06507776AA	3	1, 5			EV0			SCREW, Hex Flange Head, [M10x1.50x87.00], Timing Chain Cover To Cylinder Block, Mounting

ASPEN (HG)	LINE	BODY	ENGINE	TRANSMISSION
SERIES				
P = PREMIUM	1 = Lt. Duty DODGE 2WD 5 = Lt. Duty DODGE 4WD	74 = SPORT UTILITY 4-DR TYPE #4	EVA = 4.7L V8 MPI Engine EVD = 4.7L V8 FFV Engine EZB = 5.7L Hemi Multi Displacement Engine	DGQ = 5-Spd Automatic 545RFE Transmission

AR = use ase required - = Non illustrated part

Timing Chain Cover And Mounting 4.7L [EVA] [EVD] Figure 4.7L-610



ITEM	PART NUMBER	QTY	LINE	SERIES	BODY	ENGINE	TRANS	TRIM	DESCRIPTION
14	06102380AA	5	1, 5			EV0			SCREW, Hex Flange Head, [M10x1.50x42.00], Timing Chain Cover To Cylinder Block, Mounting
15	06102381AA	5	1, 5			EV0			SCREW, Hex Flange Head, [M10x1.50x62.00], Timing Chain Cover To Cylinder Block, Mounting

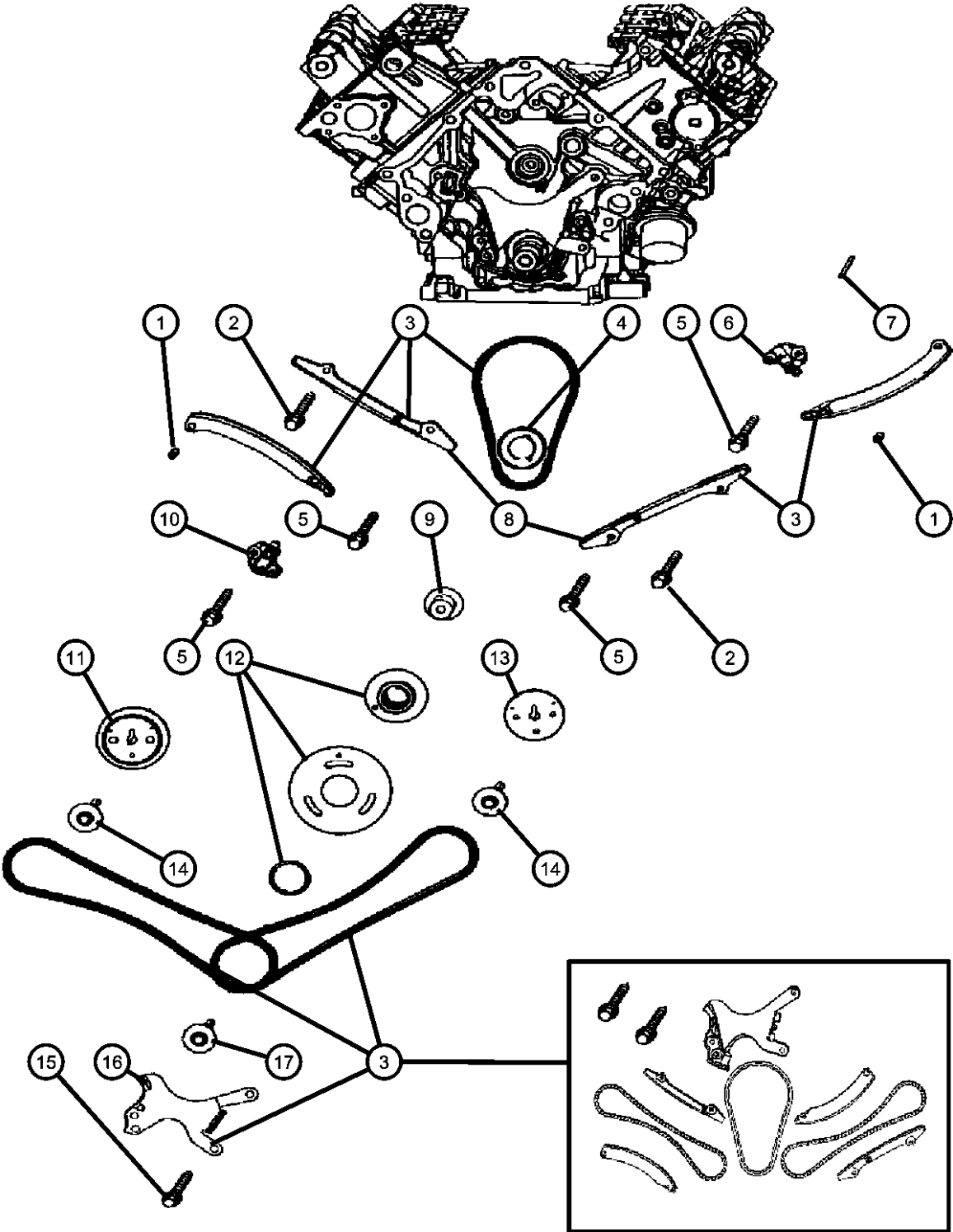
ASPEN (HG)				
SERIES	LINE	BODY	ENGINE	TRANSMISSION
P = PREMIUM	1 = Lt. Duty DODGE 2WD 5 = Lt. Duty DODGE 4WD	74 = SPORT UTILITY 4-DR TYPE #4	EVA = 4.7L V8 MPI Engine EVD = 4.7L V8 FFV Engine EZB = 5.7L Hemi Multi Displacement Engine	DGQ = 5-Spd Automatic 545RFE Transmission

AR = use ase required - = Non illustrrated part

2007 HG

<< RETURN TO GROUP INDEX

Timing Chain Package And Guides 4.7L [EVA] [EVD]
Figure 4.7L-620



ITEM	PART NUMBER	QTY	LINE	SERIES	BODY	ENGINE	TRANS	TRIM	DESCRIPTION
------	-------------	-----	------	--------	------	--------	-------	------	-------------

NOTE:
Sales Codes:
[DGQ] = 5-Speed Automatic 545RFE Transmission
[DGU] = 4-Speed Automatic VLP 42RLE Transmission
[DG0] = All Automatic Transmissions
[DHU] = AWD Electronic Shift Two Speed Transfer Case
[DH7] = AWD Electronic Shift Single Speed Transfer case
[EKG] = 3.7L [Magnum] V-6 Engine
[EK0] = All 3.7L 6-Cylinder Gas Engines
[EVA] = 4.7L [Magnum] V-8 Engine
[EVD] = 4.7L V-8 FFV Engine
[EV0] = All 4.7L 8-Cylinder Gas Engines
[EZB] = 5.7L Hemi Multi-Displacement Engine
[EZ0] = All 5.7L 8-Cylinder Gas Engines
[NAA] = Federal Emissions
[NAE] = California Emissions
[NAS] = 50 State Emissions
[NA1] = Export Emissions
[NHK] = Engine Block Heater
[XEF] = Transfer Case Skid Plate Shield

1	06506028AA	2	1, 5			EVA, EVD			SCREW, [M8X1.25X45.0], Secondary Tensioner Arm To Cylinder Head, Mounting
2	06102111AA	2	1, 5			EV0			SCREW AND WASHER, [M8X1.25X45.00], Timing Guide To Cylinder Head, Mounting
3	68003352AA	1	1, 5			EVA, EVD			TIMING DRIVE PACKAGE, Engine
4	53020679	1	1, 5			EVA, EVD			SPROCKET, Crankshaft
5	06503257	6	1, 5			EVA, EVD			BOLT, Hex Head, M8x1.25x37.50, Chain Guide And Secondary Tensioner, Mounting
6	53021168AA	1	1, 5			EVA, EVD			TENSIONER, Chain
7	06504471	1	1, 5			EV0			KEY, Woodruff, [M5X62.00], Crankshaft Sprocket
8	53021796AA	2	1, 5			EVA, EVD			GUIDE, Timing Chain, Secondary, Right & Left
9	53020835	1	1, 5			EV0			SHAFT, Idler
10	53020779	1	1, 5			EVA, EVD			TENSIONER, ChainRight, Secondary
11	53021965AA	1	1, 5			EVA, EVD			SPROCKET, Camshaft, Right
12	68003353AA	1	1, 5			EVA, EVD			SPROCKET, Idler, Primary And Secondary
13	53021968AA	1	1, 5			EVA, EVD			SPROCKET, Camshaft, Left
14	06504429	2	1, 5			EV0			SCREW AND WASHER, Hex, [M12X1.75X35.00], Camshaft Sprocket To Camshaft, Mounting

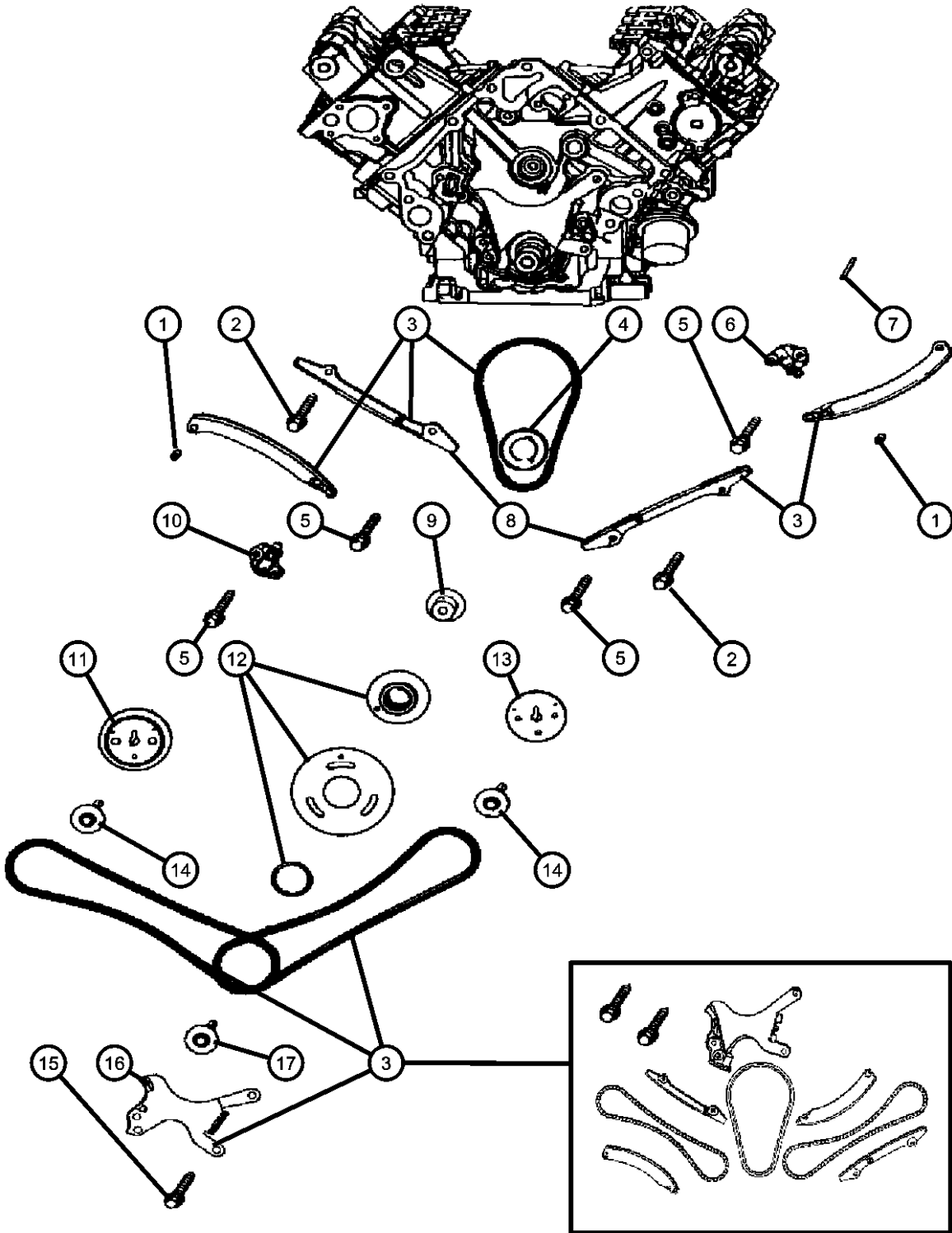
ASPEN (HG)									
SERIES	LINE								TRANSMISSION
P = PREMIUM	1 = Lt. Duty DODGE 2WD 5 = Lt. Duty DODGE 4WD				BODY 74 = SPORT UTILITY 4-DR TYPE #4	ENGINE EVA = 4.7L V8 MPI Engine EVD = 4.7L V8 FFV Engine EZB = 5.7L Hemi Multi Displacement Engine			DGQ = 5-Spd Automatic 545RFE Transmission

AR = use ase required - = Non illustrated part

Timing Chain Package And Guides 4.7L [EVA] [EVD]
Figure 4.7L-620

ITEM	PART NUMBER	QTY	LINE	SERIES	BODY	ENGINE	TRANS	TRIM	DESCRIPTION
------	-------------	-----	------	--------	------	--------	-------	------	-------------

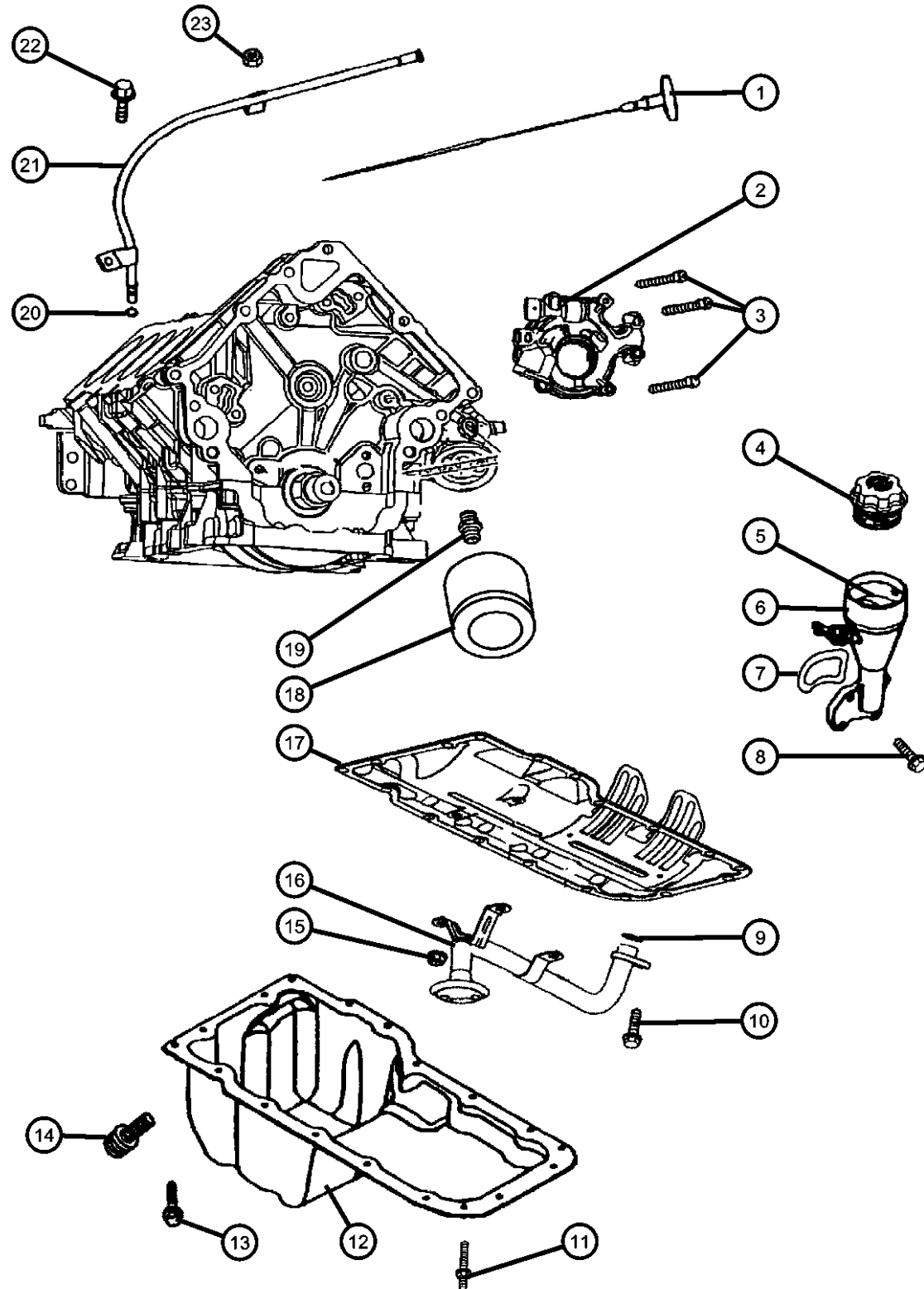
15	06100932	2	1, 5			EVA, EVD			BOLT, Hex, [M8X1.25X60.00], Primary Tensioner To Cylinder Block, Mounting
16	53020681	1	1, 5			EVA, EVD			TENSIONER, Chain, Primary
17	06504370	1	1, 5			EV0			SCREW AND WASHER, Hex, [M10X1.50X110.00], Idler Sprocket To Cylinder Block, Mounting



ASPEN (HG)	LINE	BODY	ENGINE	TRANSMISSION
SERIES				
P = PREMIUM	1 = Lt. Duty DODGE 2WD 5 = Lt. Duty DODGE 4WD	74 = SPORT UTILITY 4-DR TYPE #4	EVA = 4.7L V8 MPI Engine EVD = 4.7L V8 FFV Engine EZB = 5.7L Hemi Multi Displacement Engine	DGQ = 5-Spd Automatic 545RFE Transmission

AR = use ase required - = Non illustrated part

Engine Oiling 4.7L [EVA] [EVD]
Figure 4.7L-710



NOTE:

Sales Codes:

[DGQ] = 5-Speed Automatic 545RFE Transmission

[DGU] = 4-Speed Automatic VLP 42RLE Transmission

[DG0] = All Automatic Transmissions

[DHU] = AWD Electronic Shift Two Speed Transfer Case

[DH7] = AWD Electronic Shift Single Speed Transfer case

[EKG] = 3.7L [Magnum] V-6 Engine

[EK0] = All 3.7L 6-Cylinder Gas Engines

[EVA] = 4.7L [Magnum] V-8 Engine

[EVD] = 4.7L V-8 FFV Engine

[EV0] = All 4.7L 8-Cylinder Gas Engines

[EZB] = 5.7L Hemi Multi-Displacement Engine

[EZ0] = All 5.7L 8-Cylinder Gas Engines

[NAA] = Federal Emissions

[NAE] = California Emissions

[NAS] = 50 State Emissions

[NA1] = Export Emissions

[NHK] = Engine Block Heater

[XEF] = Transfer Case Skid Plate Shield

ITEM	PART NUMBER	QTY	LINE	SERIES	BODY	ENGINE	TRANS	TRIM	DESCRIPTION
1	53021748AB	1	1, 5			EVA, EVD			INDICATOR, Engine Oil Level
2	53020827AB	1	1, 5			EV0			PUMP, Engine Oil
3									BOLT, Hex, [M8X1.25X60.00]
	06100932	1	1, 5			EV0			Oil Pump And Primary Tensioner To Cylinder Block, Mounting
		2	1, 5			EVA, EVD			Oil Pump And Primary Tensioner To Cylinder Block, Mounting
4	53034076AA	1	1, 5			EV0			CAP, Oil Filler
5	53034076AA	1							BAFFLE, Oil Fill, None, (NOT SERVICED)
6	53020891AE	1	1, 5			EV0			HOUSING, Oil Fill
7	53020889AC	1	1, 5			EV0			GASKET, Oil Fill Housing
8	06505504AA	3	1, 5			EV0			SCREW, [M6X1.00X27.00], Oil Fill Housing To Cylinder Block, Mounting
9	53020861	1	1, 5			EV0			SEAL, Oil Pick Up Tube
10	06102046AA	1	1, 5			EV0			SCREW AND WASHER, [M8X1.25X27.00], Oil Pickup Tube To Cylinder Block, Mounting
11	06508066AA	1	1, 5			EV0			STUD, Oil Pan To Cylinder Block [M6X1.00X36.97], Mounting
12	53021693AA	1	1, 5			EV0			PAN, Engine Oil
13	06504810AA	17	1, 5			EV0			SCREW AND WASHER, Hex, [M6X1.00X20.00], Oil Pan To Cylinder Block, Mounting
14	06506100AA	1	1, 5			EV0			PLUG, Oil Drain, [M14X1.5X20.0]

ASPEN (HG)

SERIES

P = PREMIUM

LINE

1 = Lt. Duty DODGE 2WD

5 = Lt. Duty DODGE 4WD

BODY

74 = SPORT UTILITY 4-DR
TYPE #4

ENGINE

EVA = 4.7L V8 MPI Engine
EVD = 4.7L V8 FFV Engine
EZB = 5.7L Hemi Multi Displacement Engine

TRANSMISSION

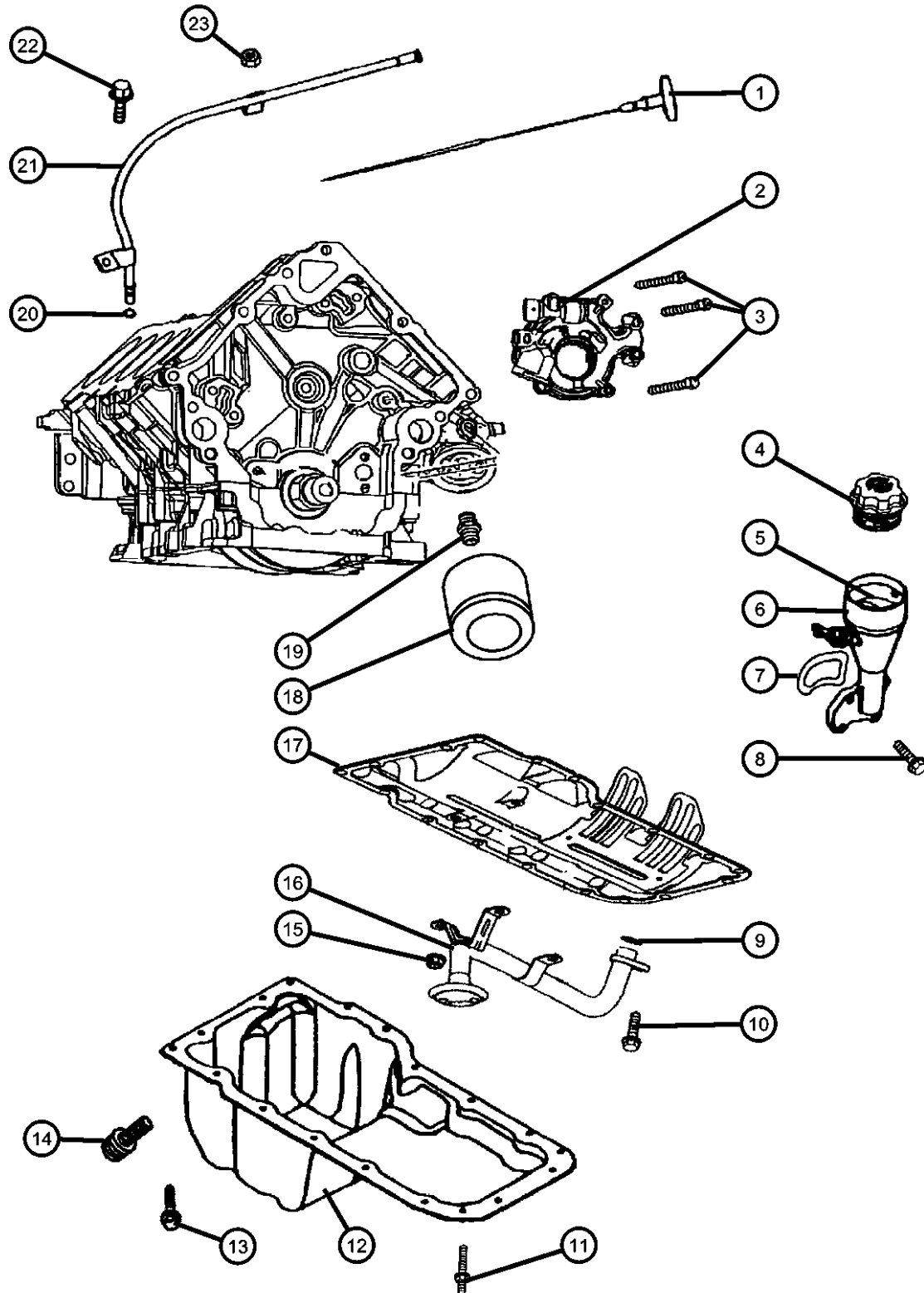
DGQ = 5-Spd Automatic 545RFE Transmission

AR = use ase required - = Non illustrated part

2007 HG

Engine Oiling 4.7L [EVA] [EVD] Figure 4.7L-710

ITEM	PART NUMBER	QTY	LINE	SERIES	BODY	ENGINE	TRANS	TRIM	DESCRIPTION
15	06502756	2	1, 5			EV0			NUT, Hex Lock, M8x1.25, Oil Pickup Tube To Cylinder Block, Mounting
16	53021684AA	1	1, 5			EV0			TUBE, Oil Pickup
17	53020675AE	1	1, 5			EV0			GASKET, Oil Pan
18	05281090	1	1, 5			EV0			FILTER, Engine Oil
	0FE00292								Canadian Aftermarket Part
	05281090BA								BULK PACK (12)
	77060018								Performance Mobil 1, 15W - 50 Tri-Synthetic Engine Oil- Recommended Fill for 6.1L & 8.3L
19	53007563AB	1	1, 5			EV0			CONNECTOR, Oil Filter
20	53021144AA	1	1, 5			EVA, EVD			O RING, Engine Oil Indicator
21	53021745AA	1	1, 5			EVA, EVD			TUBE, Engine Oil Indicator
22	06504810AA	1	1, 5			EV0			SCREW AND WASHER, Hex, [M6X1.00X20.00], Oil Level Indicator Tube To Cylinder Block, Mounting
23	06508272AA	1	1, 5			EV0			NUT, M6x1.00, Indicator Tube To Intake Manifold, Mounting

**ASPEN (HG)**

SERIES

P = PREMIUM

LINE

1 = Lt. Duty DODGE 2WD
5 = Lt. Duty DODGE 4WD

BODY

74 = SPORT UTILITY 4-DR
TYPE #4

ENGINE

EVA = 4.7L V8 MPI Engine
EVD = 4.7L V8 FFV Engine
EZB = 5.7L Hemi Multi
Displacement Engine

TRANSMISSION

DGQ = 5-Spd Automatic 545RFE
Transmission

AR = use ase required - = Non illustrated part

2007 HG

Engine Oil Drip Through And Mounting 4.7L [EVA] [EVD]
Figure 4.7L-720

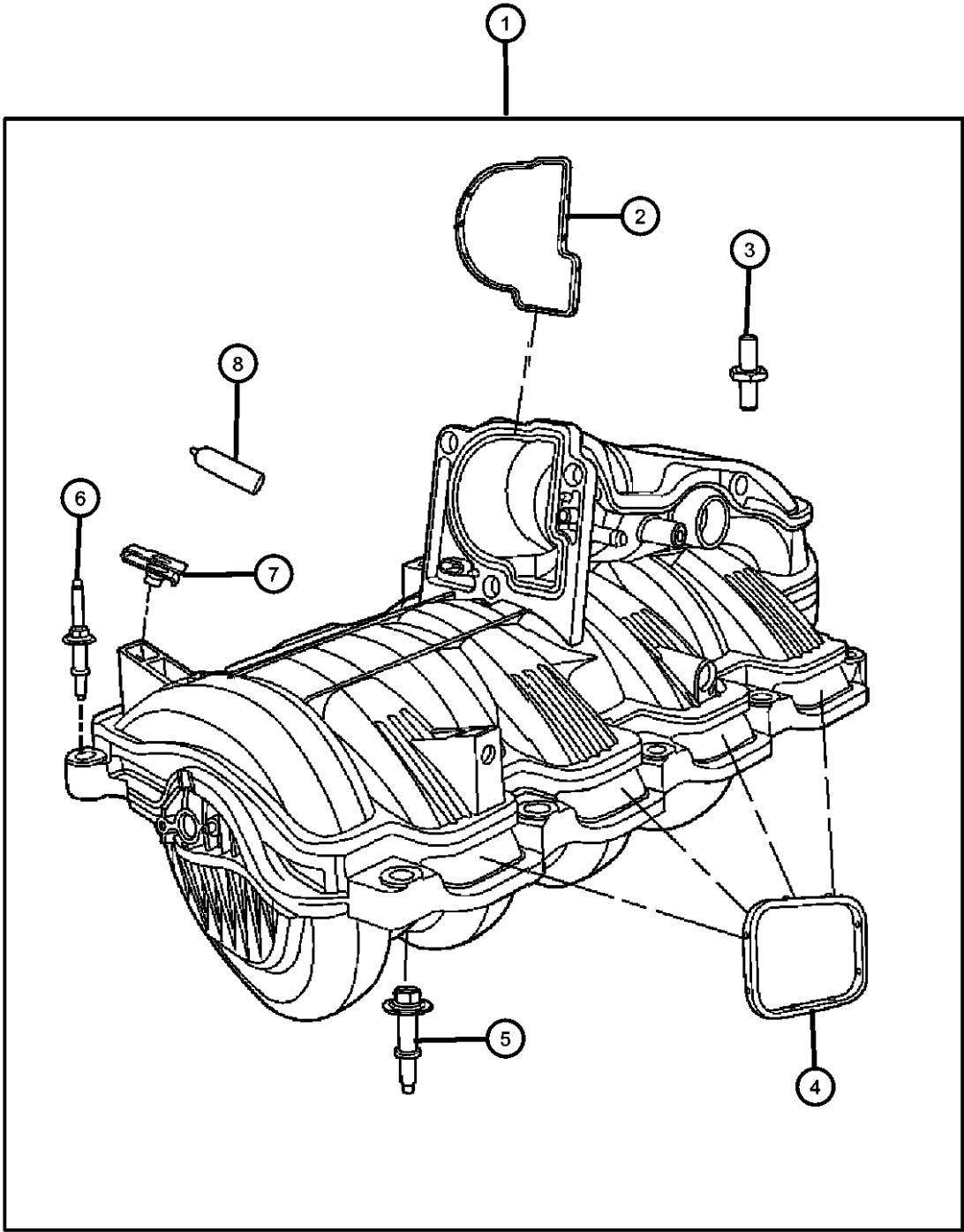
ITEM	PART NUMBER	QTY	LINE	SERIES	BODY	ENGINE	TRANS	TRIM	DESCRIPTION
------	-------------	-----	------	--------	------	--------	-------	------	-------------

NOTE:
Sales Codes:
[DGQ] = 5-Speed Automatic 545RFE Transmission
[DGU] = 4-Speed Automatic VLP 42RLE Transmission
[DG0] = All Automatic Transmissions
[DHU] = AWD Electronic Shift Two Speed Transfer Case
[DH7] = AWD Electronic Shift Single Speed Transfer case
[EKG] = 3.7L [Magnum] V-6 Engine
[EK0] = All 3.7L 6-Cylinder Gas Engines
[EVA] = 4.7L [Magnum] V-8 Engine
[EVD] = 4.7L V-8 FFV Engine
[EV0] = All 4.7L 8-Cylinder Gas Engines
[EZB] = 5.7L Hemi Multi-Displacement Engine
[EZ0] = All 5.7L 8-Cylinder Gas Engines
[NAA] = Federal Emissions
[NAE] = California Emissions
[NAS] = 50 State Emissions
[NA1] = Export Emissions
[NHK] = Engine Block Heater
[XEF] = Transfer Case Skid Plate Sheild

1	53032697AA	1	1, 5			EV0			TROUGH, Drip
2	06101794	2	1, 5			EV0			SCREW, Hex Head, M10x1.5x115, Oil Drip Through To Cylinder Block, Mounting
3	05281090 0FE00292 05281090BA 77060018	1	1, 5			EV0			FILTER, Engine Oil Canadian Aftermarket Part BULK PACK (12) Performance Mobil 1, 15W - 50 Tri-Synthetic Engine Oil- Recommended Fill for 6.1L & 8.3L
4	05149097AA	1				EV0			SWITCH, Oil Pressure

ASPEN (HG)									
SERIES	LINE			BODY		ENGINE		TRANSMISSION	
P = PREMIUM	1 = Lt. Duty DODGE 2WD 5 = Lt. Duty DODGE 4WD			74 = SPORT UTILITY 4-DR TYPE #4		EVA = 4.7L V8 MPI Engine EVD = 4.7L V8 FFV Engine EZB = 5.7L Hemi Multi Displacement Engine		DGQ = 5-Spd Automatic 545RFE Transmission	

Intake Manifold And Mounting 4.7L [EVA] [EVD]
Figure 4.7L-810



ITEM	PART NUMBER	QTY	LINE	SERIES	BODY	ENGINE	TRANS	TRIM	DESCRIPTION
------	-------------	-----	------	--------	------	--------	-------	------	-------------

NOTE:
Sales Codes:
[DGQ] = 5-Speed Automatic 545RFE Transmission
[DGU] = 4-Speed Automatic VLP 42RLE Transmission
[DG0] = All Automatic Transmissions
[DHU] = AWD Electronic Shift Two Speed Transfer Case
[DH7] = AWD Electronic Shift Single Speed Transfer case
[EKG] = 3.7L [Magnum] V-6 Engine
[EK0] = All 3.7L 6-Cylinder Gas Engines
[EVA] = 4.7L [Magnum] V-8 Engine
[EVD] = 4.7L V-8 FFV Engine
[EV0] = All 4.7L 8-Cylinder Gas Engines
[EZB] = 5.7L Hemi Multi-Displacement Engine
[EZ0] = All 5.7L 8-Cylinder Gas Engines
[NAA] = Federal Emissions
[NAE] = California Emissions
[NAS] = 50 State Emissions
[NA1] = Export Emissions
[NHK] = Engine Block Heater
[XEF] = Transfer Case Skid Plate Sheild

1	53032774AA	1	1, 5			EV0			MANIFOLD, Intake
2	53030952AB	1	1, 5			EV0			GASKET, Throttle Body To Intake
3	06507598AA	1	1, 5			EV0			STUD, [M6X1.00X28.50], Bracket To Intake Manifold, Mounting
4	53010310AB	8	1, 5			EV0			SEAL, Intake Manifold
5	06507433AA	2	1, 5			EV0			SCREW, Hex Flange Head, [M6X1.00X43.00], Intake Manifold To Cylinder Head, Mounting
6	06507434AA	8	1, 5			EV0			STUD, Double Ended, [M6X1.00X80.00], Intake Manifold To Cylinder Head, Mounting
7	06505492AA	3	1, 5			EV0			NUT, U Multi Thread, M6 x 1.00, Resonator To Intake Manifold, Mounting
8	04669657	1	1, 5			EV0			CAP, Vacuum Port

ASPEN (HG)									
SERIES	LINE		BODY		ENGINE		TRANSMISSION		
P = PREMIUM	1 = Lt. Duty DODGE 2WD 5 = Lt. Duty DODGE 4WD		74 = SPORT UTILITY 4-DR TYPE #4		EVA = 4.7L V8 MPI Engine EVD = 4.7L V8 FFV Engine EZB = 5.7L Hemi Multi Displacement Engine		DGQ = 5-Spd Automatic 545RFE Transmission		

AR = use ase required - = Non illustrated part

Exhaust Manifolds And Mounting 4.7L [EVA] [EVD]
Figure 4.7L-820

ITEM	PART NUMBER	QTY	LINE	SERIES	BODY	ENGINE	TRANS	TRIM	DESCRIPTION
------	-------------	-----	------	--------	------	--------	-------	------	-------------

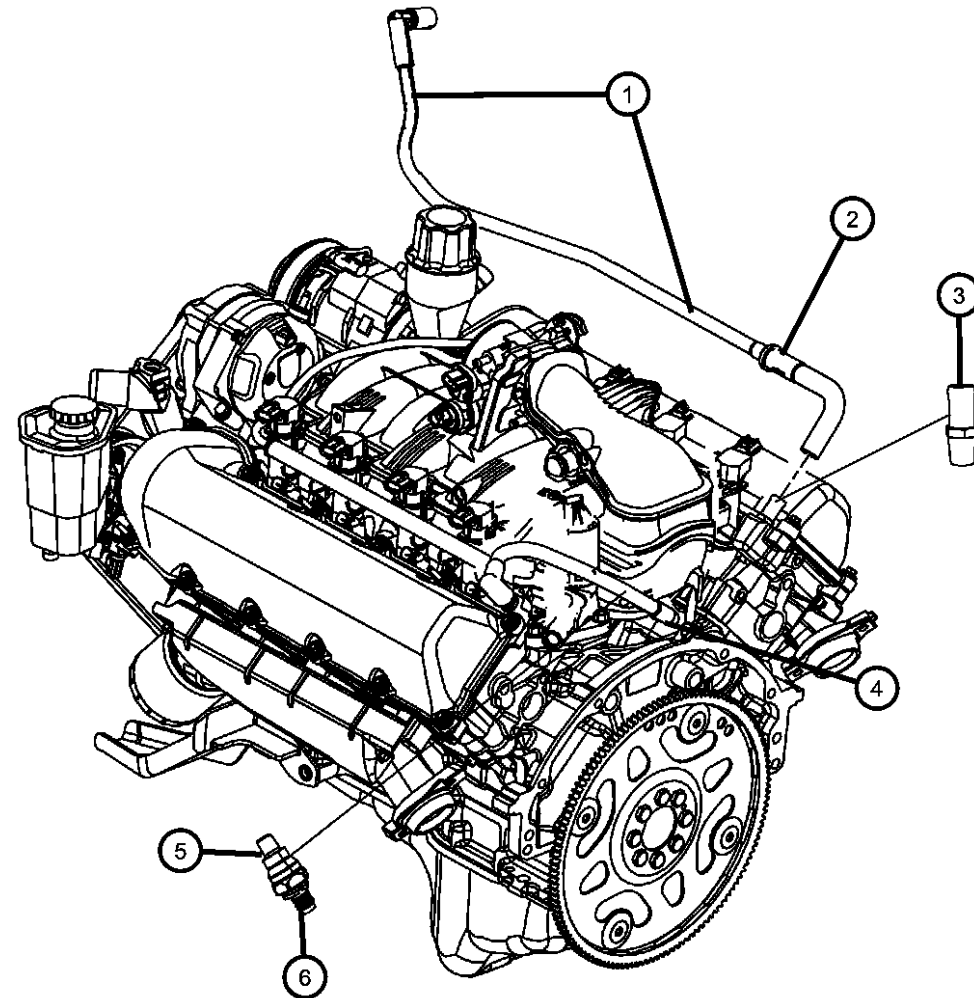
NOTE:
Sales Codes:
[DGQ] = 5-Speed Automatic 545RFE Transmission
[DGU] = 4-Speed Automatic VLP 42RLE Transmission
[DG0] = All Automatic Transmissions
[DHU] = AWD Electronic Shift Two Speed Transfer Case
[DH7] = AWD Electronic Shift Single Speed Transfer case
[EKG] = 3.7L [Magnum] V-6 Engine
[EK0] = All 3.7L 6-Cylinder Gas Engines
[EVA] = 4.7L [Magnum] V-8 Engine
[EVD] = 4.7L V-8 FFV Engine
[EV0] = All 4.7L 8-Cylinder Gas Engines
[EZB] = 5.7L Hemi Multi-Displacement Engine
[EZ0] = All 5.7L 8-Cylinder Gas Engines
[NAA] = Federal Emissions
[NAE] = California Emissions
[NAS] = 50 State Emissions
[NA1] = Export Emissions
[NHK] = Engine Block Heater
[XEF] = Transfer Case Skid Plate Shield

1	53034030AC	1	1, 5			EVA, EVD			GASKET, Exhaust ManifoldRight
2	53030808AD	1	1, 5			EVA, EVD			MANIFOLD, ExhaustRight
3	06507746AA	8	1, 5			EVA, EVD			BOLT, Exhaust Manifold, [M8X1.25X46.00], Exhaust Manifold To Cylinder Head, Mounting
4									STUD, Exhaust Manifold
	06508219AA	4	1, 5			EVA, EVD			Exhaust Manifold To Cylinder Head [M8X1.25XM6X1X73.0], Mounting
	06508220AA	4	1, 5			EVA, EVD			Exhaust Manifold To Cylinder Head [M8X1.25/M6X1.00X86.00], Mounting
5	06505316AA	8	1, 5			EVA, EVD			NUT, [M6X1.00], Heat Shield To Exhaust Manifold, Mounting
6	53030814AH	1	1, 5			EVA, EVD			SHIELD, Exhaust ManifoldRight
7	53034029AD	1	1, 5			EVA, EVD			GASKET, Exhaust ManifoldLeft
8	55366000AA	4	1, 5						NUT, Hex Flange Lock, [.375 - 16 - L], Y- Pipe To Exhaust Manifold, Mounting
9	53030809AD	1	1, 5			EVA, EVD			MANIFOLD, ExhaustLeft
10	06035470	4	1, 5						SCREW AND WASHER, [.375-16X2.250], Y- Pipe To Exhaust Manifold, Mounting
11	53031706AG	1	1, 5			EVA, EVD			SHIELD, Exhaust Manifold

ASPEN (HG)									
SERIES	LINE			BODY		ENGINE		TRANSMISSION	
P = PREMIUM	1 = Lt. Duty DODGE 2WD 5 = Lt. Duty DODGE 4WD			74 = SPORT UTILITY 4-DR TYPE #4		EVA = 4.7L V8 MPI Engine EVD = 4.7L V8 FFV Engine EZB = 5.7L Hemi Multi Displacement Engine		DGQ = 5-Spd Automatic 545RFE Transmission	

AR = use ase required - = Non illustrated part

Crankcase Ventilation 4.7L [EVA] [EVD]
Figure 4.7L-910



ITEM	PART NUMBER	QTY	LINE	SERIES	BODY	ENGINE	TRANS	TRIM	DESCRIPTION
------	----------------	-----	------	--------	------	--------	-------	------	-------------

NOTE:

Sales Codes:

[DGQ] = 5-Speed Automatic 545RFE Transmission

[DGU] = 4-Speed Automatic VLP 42RLE Transmission

[DG0] = All Automatic Transmissions

[DHU] = AWD Electronic Shift Two Speed Transfer Case

[DH7] = AWD Electronic Shift Single Speed Transfer case

[EKG] = 3.7L [Magnum] V-6 Engine

[EK0] = All 3.7L 6-Cylinder Gas Engines

[EVA] = 4.7L [Magnum] V-8 Engine

[EVD] = 4.7L V-8 FFV Engine

[EV0] = All 4.7L 8-Cylinder Gas Engines

[EZB] = 5.7L Hemi Multi-Displacement Engine

[EZ0] = All 5.7L 8-Cylinder Gas Engines

[NAA] = Federal Emissions

[NAE] = California Emissions

[NAS] = 50 State Emissions

[NA1] = Export Emissions

[NHK] = Engine Block Heater

[XEF] = Transfer Case Skid Plate Sheild

1	53032939AA	1	1, 5			EV0			TUBE, Crankcase Vent To Air Cleaner
2	53030850AB	1	1, 5			EV0			BREATHER, Crankcase
3	06035854	2	1, 5			EVA, EVD			NIPPLE
4	53032617AE	1	1, 5			EV0			TUBE, Crankcase Vent To Intake Manifold
5	53032925AC	1	1, 5			EV0			VALVE, Crankcase Vent
6	53032925AC	1							O RING, Serviced In Item 4, (NOT SERVICED)

ASPEN (HG)

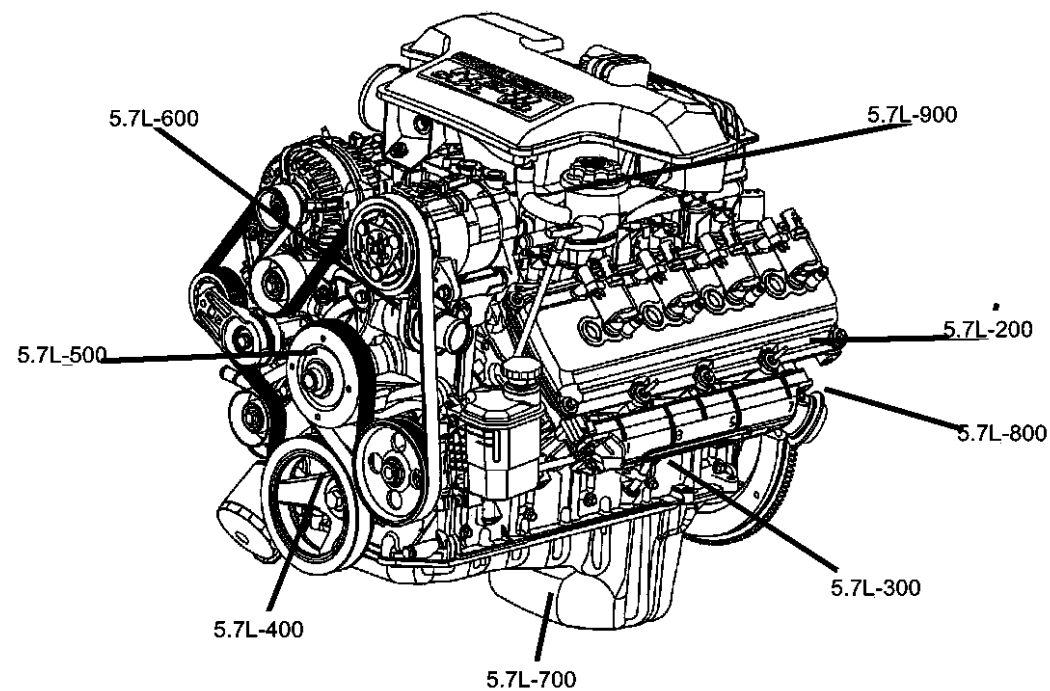
SERIES	LINE	BODY	ENGINE	TRANSMISSION
P = PREMIUM	1 = Lt. Duty DODGE 2WD 5 = Lt. Duty DODGE 4WD	74 = SPORT UTILITY 4-DR TYPE #4	EVA = 4.7L V8 MPI Engine EVD = 4.7L V8 FFV Engine EZB = 5.7L Hemi Multi Displacement Engine	DGQ = 5-Spd Automatic 545RFE Transmission

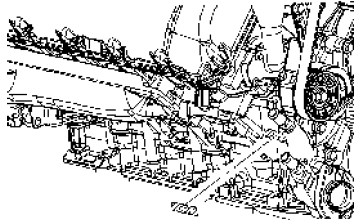
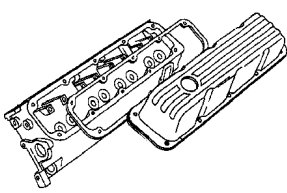
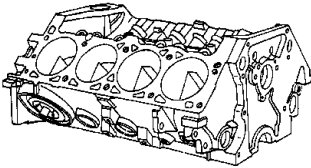

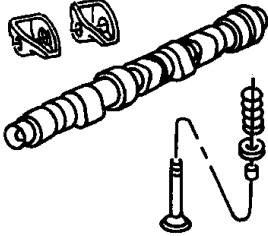
AR = use ase required - = Non illustrated part

2007 HG

Group - 5.7L

Engine 5.7L Eight Cylinder

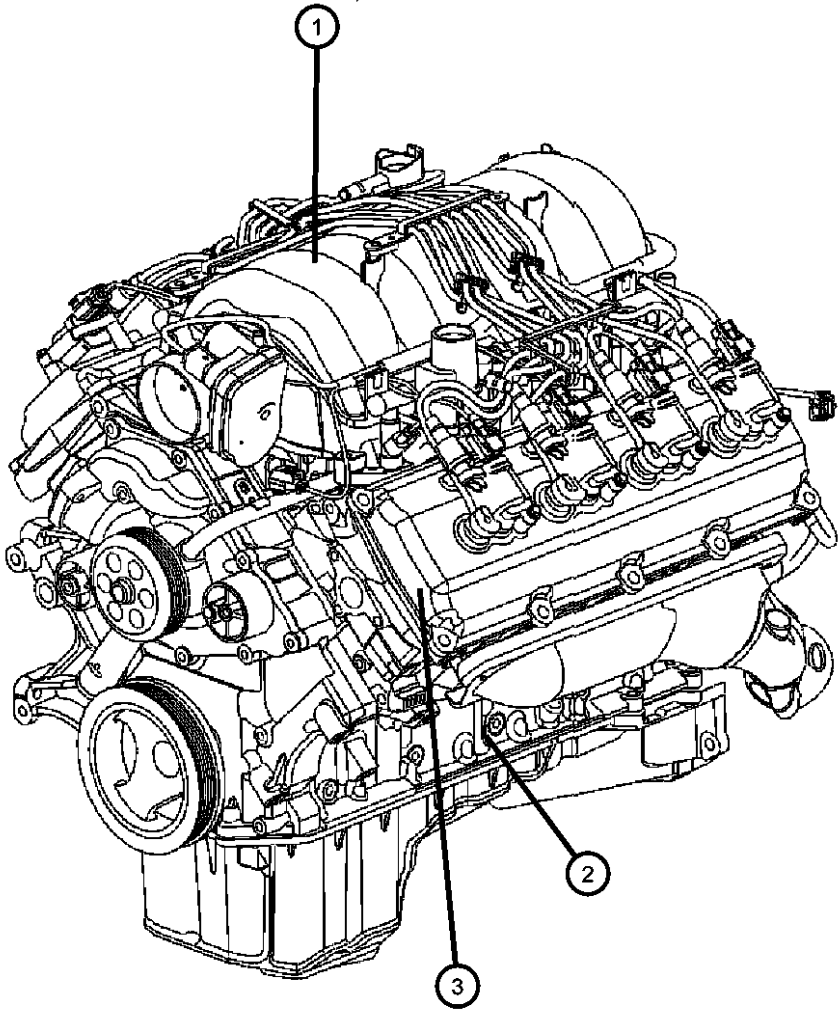


5.7L-100 Engine Identification 	5.7L-200 Cylinder Head 	5.7L-300 Cylinder Block 	5.7L-400 Crankshaft, Pistons and Torque Converter 
5.7L-500 Camshafts and Valves 	5.7L-600 Timing Belt and Cover	5.7L-700 Engine Oiling	5.7L-800 Manifolds
5.7L-900 Crankcase Ventilation			

Group - 5.7L Engine 5.7L Eight Cylinder

Illustration Title	Group-Fig. No.
Engine Identification	
Engine Assembly and Identification 5.7L [EZB].....	Fig. 5.7L - 110
Gasket Packages 5.7L [EZB].....	Fig. 5.7L - 120
Cylinder Head	
Cylinder Heads And Covers 5.7L [EZB].....	Fig. 5.7L - 210
Cylinder Block	
Cylinder Block And Hardware 5.7L [EZB]	Fig. 5.7L - 310
Cylinder Block Heater 5.7L [EZB].....	Fig. 5.7L - 320
Crankshaft, Pistons and Torque Converter	
Crankshaft , Pistons, Drive Plate And Torque Converter 5.7L [EZB].....	Fig. 5.7L - 410
Camshafts and Valves	
Camshaft And Valvetrain 5.7L [EZB]	Fig. 5.7L - 510
Timing Belt and Cover	
Timing Chain Package And Timing Cover 5.7L [EZB].....	Fig. 5.7L - 610
Engine Oiling	
Engine Oiling 5.7L [EZB]	Fig. 5.7L - 710
Manifolds	
Intake Manifold And Mounting 5.7L [EZB].....	Fig. 5.7L - 810
Exhaust Manifolds And Mounting 5.7L [EZB]	Fig. 5.7L - 820
Crankcase Ventilation	
Crankcase Ventilation 5.7L [EZB].....	Fig. 5.7L - 910

Engine Assembly and Identification 5.7L [EZB]
Figure 5.7L-110



ITEM	PART NUMBER	QTY	LINE	SERIES	BODY	ENGINE	TRANS	TRIM	DESCRIPTION
------	-------------	-----	------	--------	------	--------	-------	------	-------------

NOTE:
The Engine Identification Label Contains: The Production Assembly Part Number And Displacement. It is located On The Left Front Cylinder Head
Long Block Includes: Short Block Components Plus Complete Cylinder Heads With Covers, Chain Case Cover, Oil Pump, Oil Pan And Water Pump
Sales Codes:
[DGQ] = 5-Speed Automatic 545RFE Transmission
[DGU] = 4-Speed Automatic VLP 42RLE Transmission
[DG0] = All Automatic Transmissions
[DHU] = AWD Electronic Shift Two Speed Transfer Case
[DH7] = AWD Electronic Shift Single Speed Transfer case
[EKG] = 3.7L [Magnum] V-6 Engine
[EK0] = All 3.7L 6-Cylinder Gas Engines
[EVA] = 4.7L [Magnum] V-8 Engine
[EVD] = 4.7L V-8 FFV Engine
[EV0] = All 4.7L 8-Cylinder Gas Engines
[EZB] = 5.7L Hemi Multi-Displacement Engine
[EZ0] = All 5.7L 8-Cylinder Gas Engines
[NAA] = Federal Emissions
[NAE] = California Emissions
[NAS] = 50 State Emissions
[NA1] = Export Emissions
[NHK] = Engine Block Heater
[XEF] = Transfer Case Skid Plate Sheild

1	53032925AC	1							ENGINE, Complete, Serviced By New short Block Only, (NOT SERVICED)
2	05139102AC	1	1, 5			EZB			BLOCK, SHORT, See Note
3	05139102AC	1							LABEL, Engine Identification, See Note, (NOT SERVICED)

ASPEN (HG)	LINE	BODY	ENGINE	TRANSMISSION
SERIES				
P = PREMIUM	1 = Lt. Duty DODGE 2WD 5 = Lt. Duty DODGE 4WD	74 = SPORT UTILITY 4-DR TYPE #4	EVA = 4.7L V8 MPI Engine EVD = 4.7L V8 FFV Engine EZB = 5.7L Hemi Multi Displacement Engine	DGQ = 5-Spd Automatic 545RFE Transmission

Gasket Packages 5.7L [EZB]
Figure 5.7L-120

ITEM	PART NUMBER	QTY	LINE	SERIES	BODY	ENGINE	TRANS	TRIM	DESCRIPTION
------	-------------	-----	------	--------	------	--------	-------	------	-------------

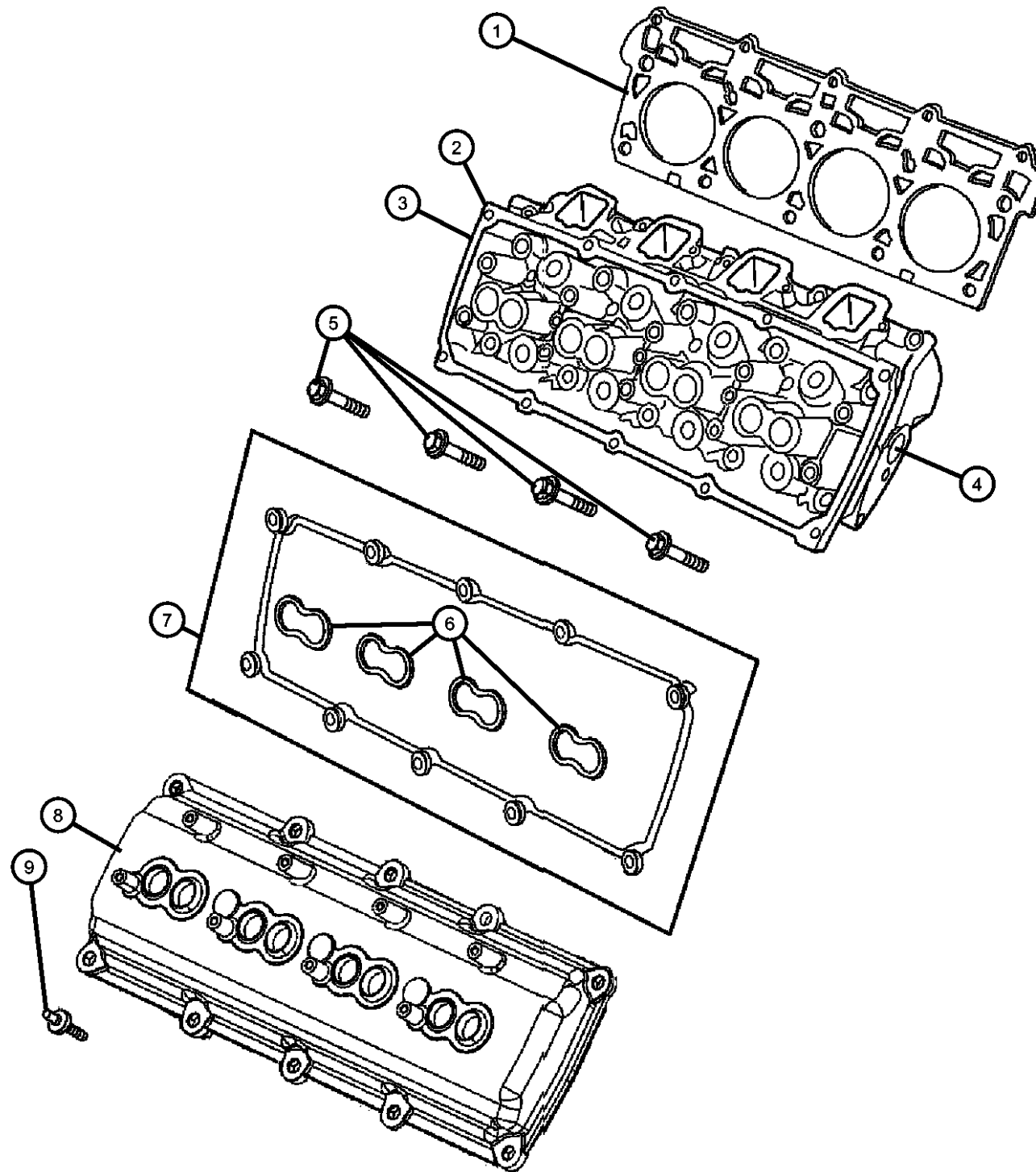
NOTE:
Sales Codes:
[DGQ] = 5-Speed Automatic 545RFE Transmission
[DGU] = 4-Speed Automatic VLP 42RLE Transmission
[DG0] = All Automatic Transmissions
[DHU] = AWD Electronic Shift Two Speed Transfer Case
[DH7] = AWD Electronic Shift Single Speed Transfer case
[EKG] = 3.7L [Magnum] V-6 Engine
[EK0] = All 3.7L 6-Cylinder Gas Engines
[EVA] = 4.7L [Magnum] V-8 Engine
[EVD] = 4.7L V-8 FFV Engine
[EV0] = All 4.7L 8-Cylinder Gas Engines
[EZB] = 5.7L Hemi Multi-Displacement Engine
[EZ0] = All 5.7L 8-Cylinder Gas Engines
[NAA] = Federal Emissions
[NAE] = California Emissions
[NAS] = 50 State Emissions
[NA1] = Export Emissions
[NHK] = Engine Block Heater
[XEF] = Transfer Case Skid Plate Sheild

1	05135357AF	1	1, 5			EZB			GASKET PACKAGE, Engine Upper
2	53021620AE	1	1, 5			EZ0			GASKET, Cylinder HeadRight
3	53021621AE	1	1, 5			EZ0			GASKET, Cylinder HeadLeft
4	05114179AB	2	1, 5			EZB			GASKET KIT, Rocker Cover
5	53021569AD	8	1, 5			EZ0			GASKET, Spark Plug Well
6	53032382AB	8	1, 5			EZ0			SEAL, Intake Manifold
7	53032383AB	1	1, 5			EZ0			SEAL, Throttle Body to Intake
8	53021578AA	16	1, 5			EZ0			SEAL, Valve Guide
9	53021578AA	16							SEAL, Throttle Body to Intake, 53032455AB, (NOT SERVICED)
10	53013943AA	1	1, 5			EZ0			GASKET, Exhaust ManifoldLeft
11	53013944AA	1	1, 5			EZ0			GASKET, Exhaust ManifoldRight
12	53032384AB	2	1, 5			EZ0			SEAL, PCV
13	05135457AE	1	1, 5			EZB			GASKET PACKAGE, Engine Lower
14	68017721AA	1	1, 5			EZ0			RETAINER PACKAGE, Crankshaft Rear Oil Seal
15	53021144AA	1	1, 5			EZ0			O RING, Engine Oil Indicator
16	53021568AE	1	1, 5			EZ0			GASKET, Oil Pan
17	53020861	1	1, 5			EZ0			SEAL, Oil Pick Up Tube
18	05139933AB	1	1, 5			EZ0			GASKET PACKAGE, Front Cover
19	53021384AC	1	1, 5			EZB			GASKET, Water Pump
20	53021585AD	1	1, 5			EZ0			SEAL, Crankshaft Oil, Front

ASPEN (HG)									
SERIES	LINE			BODY		ENGINE		TRANSMISSION	
P = PREMIUM	1 = Lt. Duty DODGE 2WD 5 = Lt. Duty DODGE 4WD			74 = SPORT UTILITY 4-DR TYPE #4		EVA = 4.7L V8 MPI Engine EVD = 4.7L V8 FFV Engine EZB = 5.7L Hemi Multi Displacement Engine		DGQ = 5-Spd Automatic 545RFE Transmission	

AR = use ase required - = Non illustrated part

**Cylinder Heads And Covers 5.7L [EZB]
Figure 5.7L-210**



NOTE:

Rocker Cover Gasket Kit Contains: 1 Valve Cover Gasket and 4 Spark Plug Well Seals.

Sales Codes:

[DGQ] = 5-Speed Automatic 545RFE Transmission

[DGU] = 4-Speed Automatic VLP 42RLE Transmission

[DG0] = All Automatic Transmissions

[DHU] = AWD Electronic Shift Two Speed Transfer Case

[DH7] = AWD Electronic Shift Single Speed Transfer case

[EKG] = 3.7L [Magnum] V-6 Engine

[EK0] = All 3.7L 6-Cylinder Gas Engines

[EVA] = 4.7L [Magnum] V-8 Engine

[EVD] = 4.7L V-8 FFV Engine

[EV0] = All 4.7L 8-Cylinder Gas Engines

[EZB] = 5.7L Hemi Multi-Displacement Engine

[EZ0] = All 5.7L 8-Cylinder Gas Engines

[NAA] = Federal Emissions

[NAE] = California Emissions

[NAS] = 50 State Emissions

[NA1] = Export Emissions

[NHK] = Engine Block Heater

[XEF] = Transfer Case Skid Plate Shield

ITEM	PART NUMBER	QTY	LINE	SERIES	BODY	ENGINE	TRANS	TRIM	DESCRIPTION
1									GASKET, Cylinder Head
	53021620AE	1	1, 5			EZ0			Right
	53021621AE	1	1, 5			EZ0			Left
2	05143396AB	1	1, 5			EZ0			HEAD, Cylinder, Right
3	05143397AB	1	1, 5			EZ0			HEAD, Cylinder, Left
4									PLUG, Core, 1.25 Diameter
	04556020AB	2	1, 5			EZ0			Right, Cylinder Head
		2	1, 5			EZ0			Left, Cylinder Head
5									SCREW AND WASHER, Hex Head
	06506334AA	10	1, 5			EZ0			Cylinder Head To Cylinder Block [M8X1.25X45.0], Mounting
	06506694AA	20	1, 5			EZ0			Cylinder Head To Cylinder Block [M12X1.50X135.0], Mounting
6	53021569AD	8	1, 5			EZ0			GASKET, Spark Plug Well
7	05114179AB	2	1, 5			EZB			GASKET KIT, Rocker Cover, See Note
8	53021333BA	2	1, 5			EZ0			COVER, Cylinder HeadRight & Left
9	06507366AA	20	1, 5			EZ0			STUD, Double Ended, [M6x1.00x50.50], Cylinder Head Cover To Cylinder Head, Mounting

ASPEN (HG)

SERIES

P = PREMIUM

LINE

1 = Lt. Duty DODGE 2WD
5 = Lt. Duty DODGE 4WD

BODY

74 = SPORT UTILITY 4-DR
TYPE #4

ENGINE

EVA = 4.7L V8 MPI Engine
EVD = 4.7L V8 FFV Engine
EZB = 5.7L Hemi Multi Displacement Engine

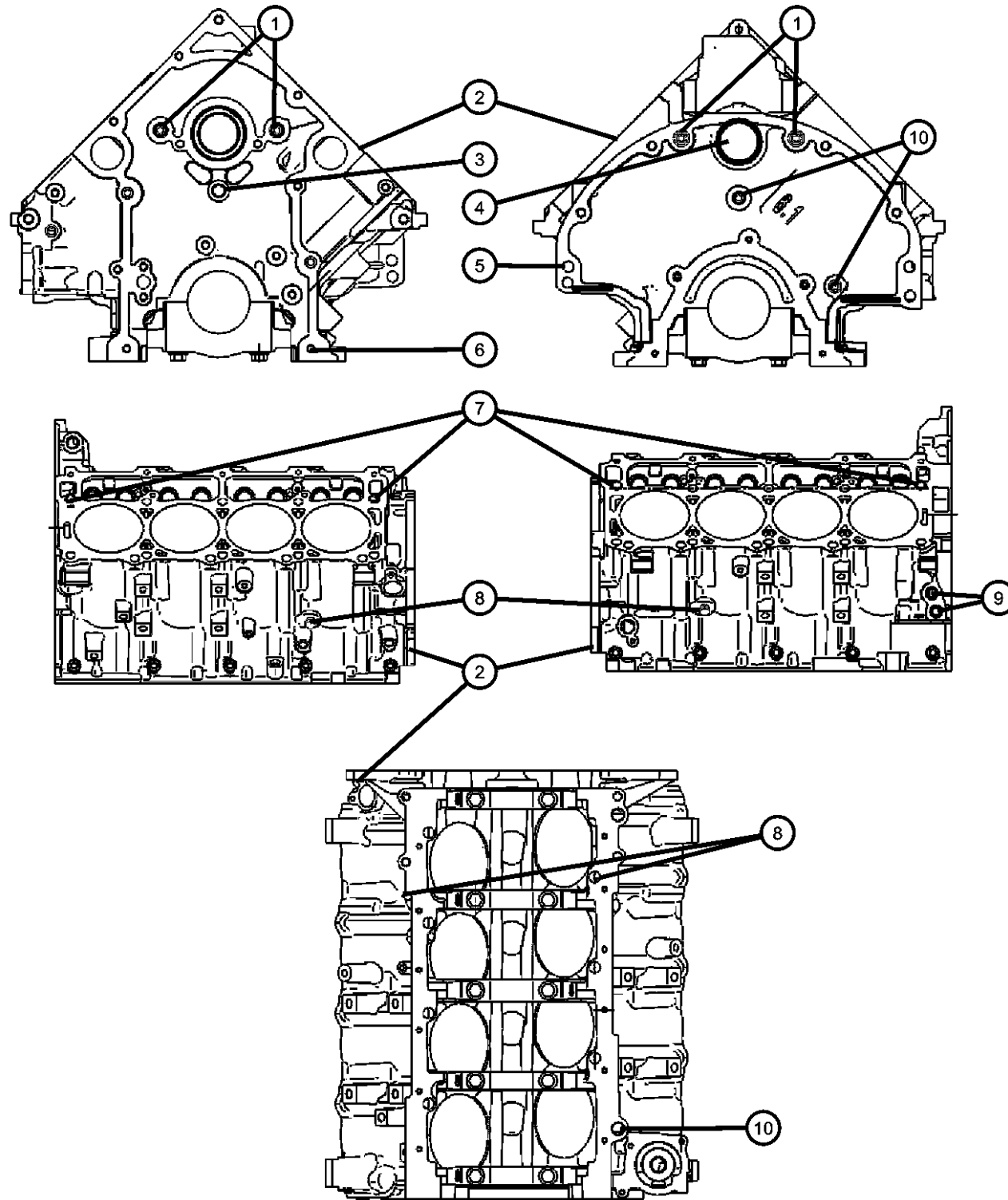
TRANSMISSION

DGQ = 5-Spd Automatic 545RFE Transmission

AR = use ase required - = Non illustrated part

2007 HG

**Cylinder Block And Hardware 5.7L [EZB]
Figure 5.7L-310**



ITEM	PART NUMBER	QTY	LINE	SERIES	BODY	ENGINE	TRANS	TRIM	DESCRIPTION
------	-------------	-----	------	--------	------	--------	-------	------	-------------

NOTE:

Shortblock Does Not Include Camshaft, Lifters, Oil Pump Or Oil Pan, But Does Include The Camshaft Bearings.

Sales Codes:

[DGQ] = 5-Speed Automatic 545RFE Transmission

[DGU] = 4-Speed Automatic VLP 42RLE Transmission

[DG0] = All Automatic Transmissions

[DHU] = AWD Electronic Shift Two Speed Transfer Case

[DH7] = AWD Electronic Shift Single Speed Transfer case

[EKG] = 3.7L [Magnum] V-6 Engine

[EK0] = All 3.7L 6-Cylinder Gas Engines

[EVA] = 4.7L [Magnum] V-8 Engine

[EVD] = 4.7L V-8 FFV Engine

[EV0] = All 4.7L 8-Cylinder Gas Engines

[EZB] = 5.7L Hemi Multi-Displacement Engine

[EZ0] = All 5.7L 8-Cylinder Gas Engines

[NAA] = Federal Emissions

[NAE] = California Emissions

[NAS] = 50 State Emissions

[NA1] = Export Emissions

[NHK] = Engine Block Heater

[XEF] = Transfer Case Skid Plate Shield

1	06036417AA	4	1, 5			EZ0			PLUG, Cylinder Block, [.375-18X1.343], Oil Gallery
2	05139102AC	1	1, 5			EZB			BLOCK, SHORT, See Note
3	06036286AA	1	1, 5			EZ0			PLUG, Cylinder Block, [.562x.280] Stainless, Oil Gallery, Front
4	06507663AA	1	1, 5			EZ0			PLUG, [M47.93 OD 6.4 THK 51.5 FLG OD], Rear Camshaft
5	01122532	2	1, 5			EZ0			DOWEL, Block To Clutch Housing, [1/2 x 3/4]Mounting
6	06506332AA	2	1, 5			EZ0			PIN, Dowel, [M8X10.0], Front Cover To Cylinder Block, Mounting
7	05240849	4	1, 5			EZ0			DOWEL, Cylinder Head To Cylinder Block, Mounting
8	06036592AA	2	1, 5			EZ0			PLUG, [.250-18x.690], Cylinder Block Coolant Drain
9	06034331	2	1, 5			EZ0			PLUG, Hex Socket, 3/8-18NPTx.475
10	06036307AA	2	1, 5			EZ0			PLUG, [.250-18x.413], Oil Gallery Block Off

ASPEN (HG)

SERIES

P = PREMIUM

LINE

1 = Lt. Duty DODGE 2WD

5 = Lt. Duty DODGE 4WD

BODY

74 = SPORT UTILITY 4-DR
TYPE #4

ENGINE

EVA = 4.7L V8 MPI Engine

EVD = 4.7L V8 FFV Engine

EZB = 5.7L Hemi Multi-Displacement Engine

TRANSMISSION

DGQ = 5-Spd Automatic 545RFE Transmission

AR = use ase required - = Non illustrated part

2007 HG

Cylinder Block Heater 5.7L [EZB]
Figure 5.7L-320

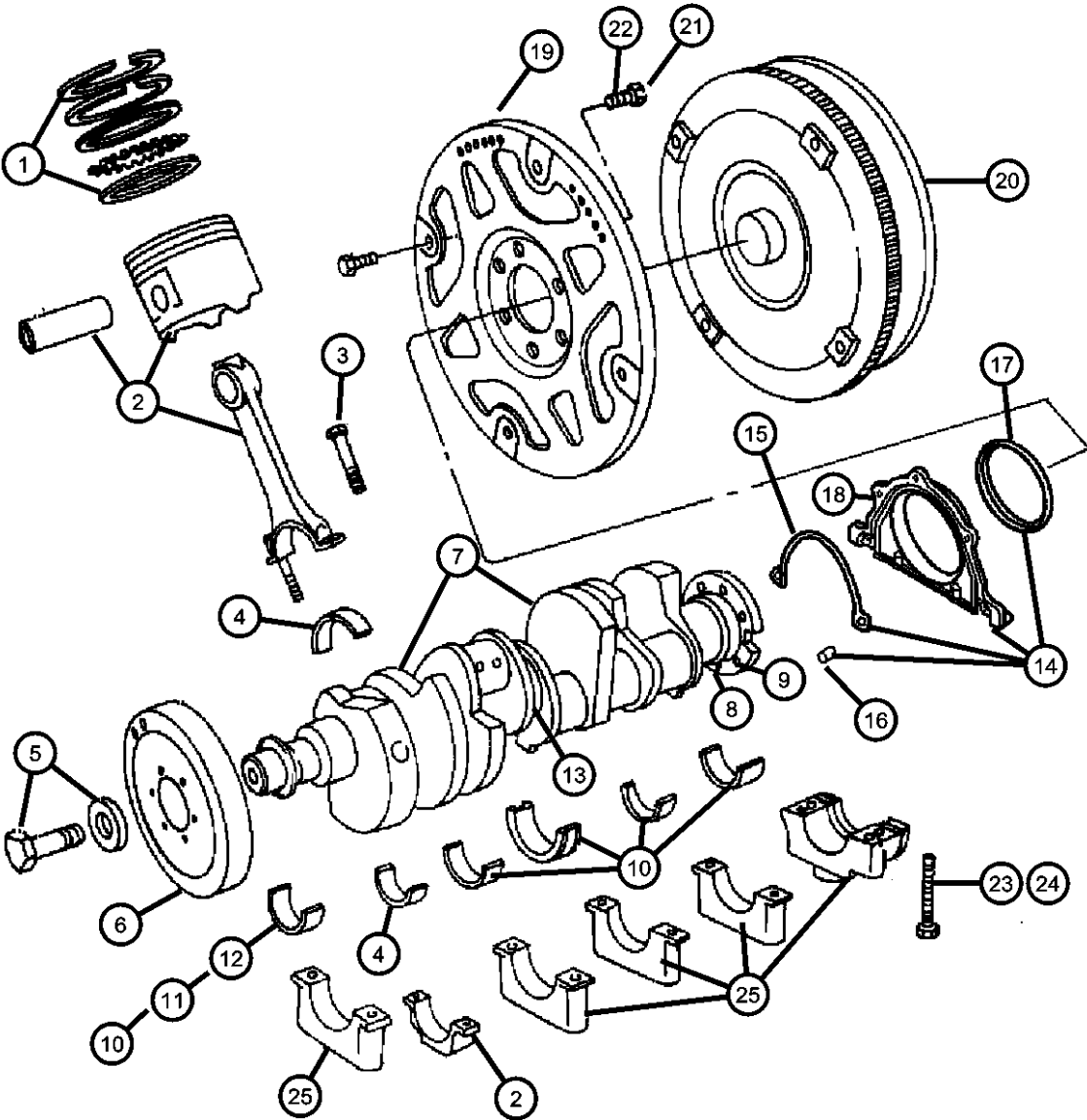
ITEM	PART NUMBER	QTY	LINE	SERIES	BODY	ENGINE	TRANS	TRIM	DESCRIPTION
------	----------------	-----	------	--------	------	--------	-------	------	-------------

NOTE:
Sales Codes:
[DGQ] = 5-Speed Automatic 545RFE Transmission
[DGU] = 4-Speed Automatic VLP 42RLE Transmission
[DG0] = All Automatic Transmissions
[DHU] = AWD Electronic Shift Two Speed Transfer Case
[DH7] = AWD Electronic Shift Single Speed Transfer case
[EKG] = 3.7L [Magnum] V-6 Engine
[EK0] = All 3.7L 6-Cylinder Gas Engines
[EVA] = 4.7L [Magnum] V-8 Engine
[EVD] = 4.7L V-8 FFV Engine
[EV0] = All 4.7L 8-Cylinder Gas Engines
[EZB] = 5.7L Hemi Multi-Displacement Engine
[EZ0] = All 5.7L 8-Cylinder Gas Engines
[NAA] = Federal Emissions
[NAE] = California Emissions
[NAS] = 50 State Emissions
[NA1] = Export Emissions
[NHK] = Engine Block Heater
[XEF] = Transfer Case Skid Plate Sheild

1	56051064AC	1	1, 5			EZ0			CORD, Engine Block Heater
2	06015756	1	1, 5						STRAP, Tie, Double Ended And Biter Tie Clips Serviced With The Cord Only
3	56029215AA	1	1, 5			EZ0			HEATER, Engine
4	06102001	1	1, 5			EZ0			BOLT AND WASHER, M6x12, Engine Block Heater To Cylinder Block, Mounting

ASPEN (HG)									
SERIES	LINE		BODY	ENGINE	TRANSMISSION				
P = PREMIUM	1 = Lt. Duty DODGE 2WD 5 = Lt. Duty DODGE 4WD		74 = SPORT UTILITY 4-DR TYPE #4	EVA = 4.7L V8 MPI Engine EVD = 4.7L V8 FFV Engine EZB = 5.7L Hemi Multi Displacement Engine	DGQ = 5-Spd Automatic 545RFE Transmission				

Crankshaft , Pistons, Drive Plate And Torque Converter 5.7L [EZB]
Figure 5.7L-410



ITEM	PART NUMBER	QTY	LINE	SERIES	BODY	ENGINE	TRANS	TRIM	DESCRIPTION
------	-------------	-----	------	--------	------	--------	-------	------	-------------

NOTE: For Crankshaft Identification, Stamping Location And Bearing Information Refer To The Service Manual.
For Bearing Selection Sizes Please Refer To Service Manual Group 9, Bearings Crankshaft Main, [Select Fit Identification]
Sales Codes:

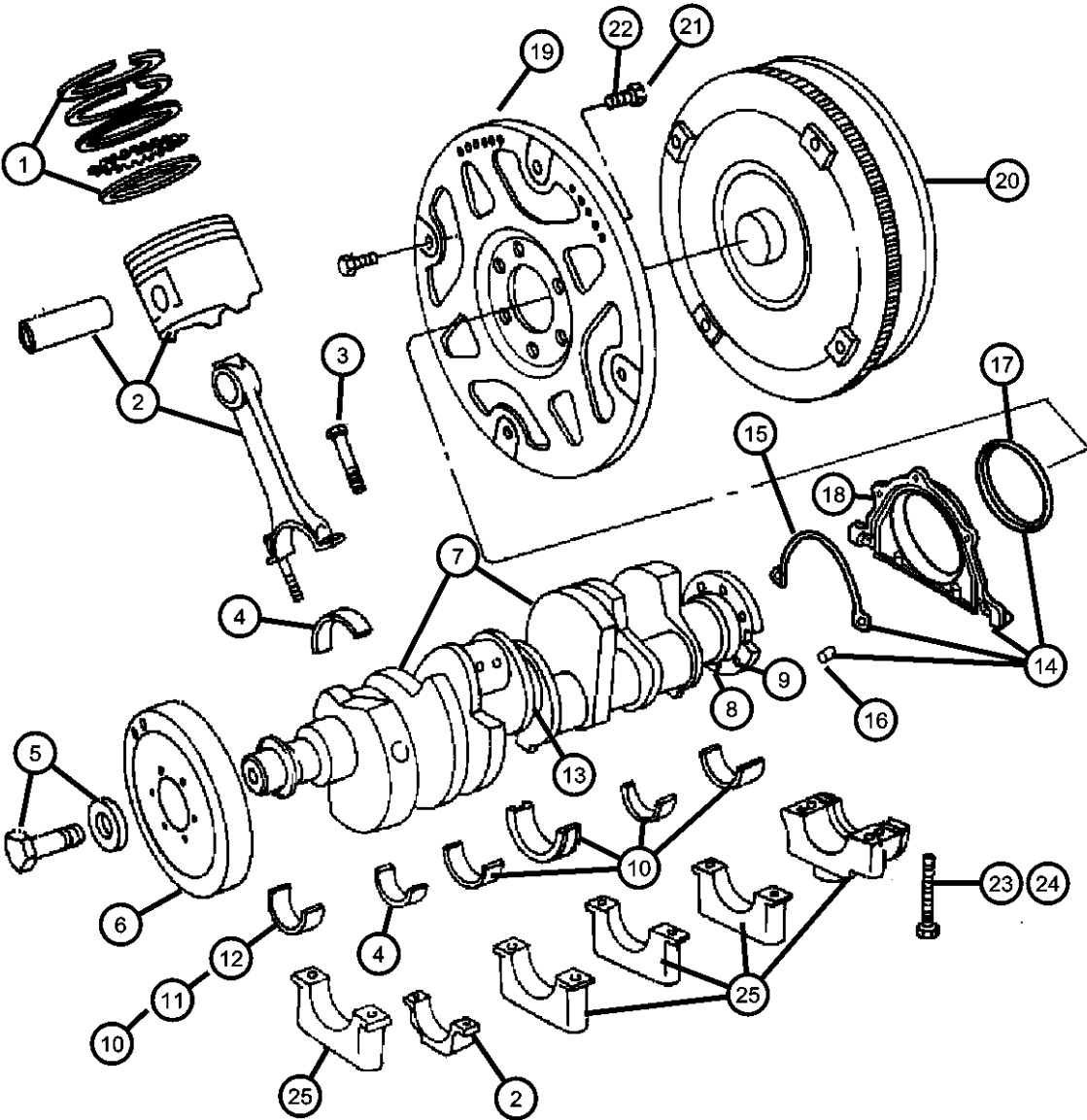
[DGQ] = 5-Speed Automatic 545RFE Transmission
[DGU] = 4-Speed Automatic VLP 42RLE Transmission
[DG0] = All Automatic Transmissions
[DHU] = AWD Electronic Shift Two Speed Transfer Case
[DH7] = AWD Electronic Shift Single Speed Transfer case
[EKG] = 3.7L [Magnum] V-6 Engine
[EK0] = All 3.7L 6-Cylinder Gas Engines
[EVA] = 4.7L [Magnum] V-8 Engine
[EVD] = 4.7L V-8 FFV Engine
[EV0] = All 4.7L 8-Cylinder Gas Engines
[EZB] = 5.7L Hemi Multi-Displacement Engine
[EZ0] = All 5.7L 8-Cylinder Gas Engines
[NAA] = Federal Emissions
[NAE] = California Emissions
[NAS] = 50 State Emissions
[NA1] = Export Emissions
[NHK] = Engine Block Heater
[XEF] = Transfer Case Skid Plate Shield

1	05086002AC	4	1, 5			EZ0			RING PACKAGE, Piston, Standard Size, One Package Does One Piston
2									PISTON PIN AND ROD, See Note
	53021538AD	4	1, 5			EZ0			Cylinders 2,4,6,8
	53021539AD	4	1, 5			EZ0			Cylinders 1,3,5,7
3									SCREW, Hex Flange Head, [MJ9X1.0X45.75]
	06506335AA	8	1, 5			EZ0			Connecting Rod Cap To Connecting Rod [Cylinders 2,4,6,8], Mounting
		8	1, 5			EZ0			Connecting Rod Cap To Connecting Rod [Cylinders 1,3,5,7], Mounting
4	68029429AA	AR	1, 5			EZ0			BEARING PACKAGE, Connecting Rod, Standard
5	06508400AA	1	1, 5			EZ0			SCREW AND WASHER, [MJ9X1.0X45.75], Crankshaft Dampner To Crankshaft, Mounting
6	53021303BA	1	1, 5			EZ0			DAMPER, Crankshaft
7	53021302AD	1	1, 5			EZ0			CRANKSHAFT
8	53021302AD	1							TONE RING, Sensor, Serviced With Crankshaft Assembly, (NOT SERVICED)
9	53021302AD	1							SCREW, M6x1x25, Serviced With Crankshaft Assembly, (NOT SERVICED)

ASPEN (HG)									
SERIES	LINE								TRANSMISSION
P = PREMIUM	1 = Lt. Duty DODGE 2WD 5 = Lt. Duty DODGE 4WD			BODY		ENGINE			DGQ = 5-Spd Automatic 545RFE Transmission
				74 = SPORT UTILITY 4-DR TYPE #4		EVA = 4.7L V8 MPI Engine EVD = 4.7L V8 FFV Engine EZB = 5.7L Hemi Multi Displacement Engine			

AR = use ase required - = Non illustrated part

Crankshaft , Pistons, Drive Plate And Torque Converter 5.7L [EZB]
Figure 5.7L-410

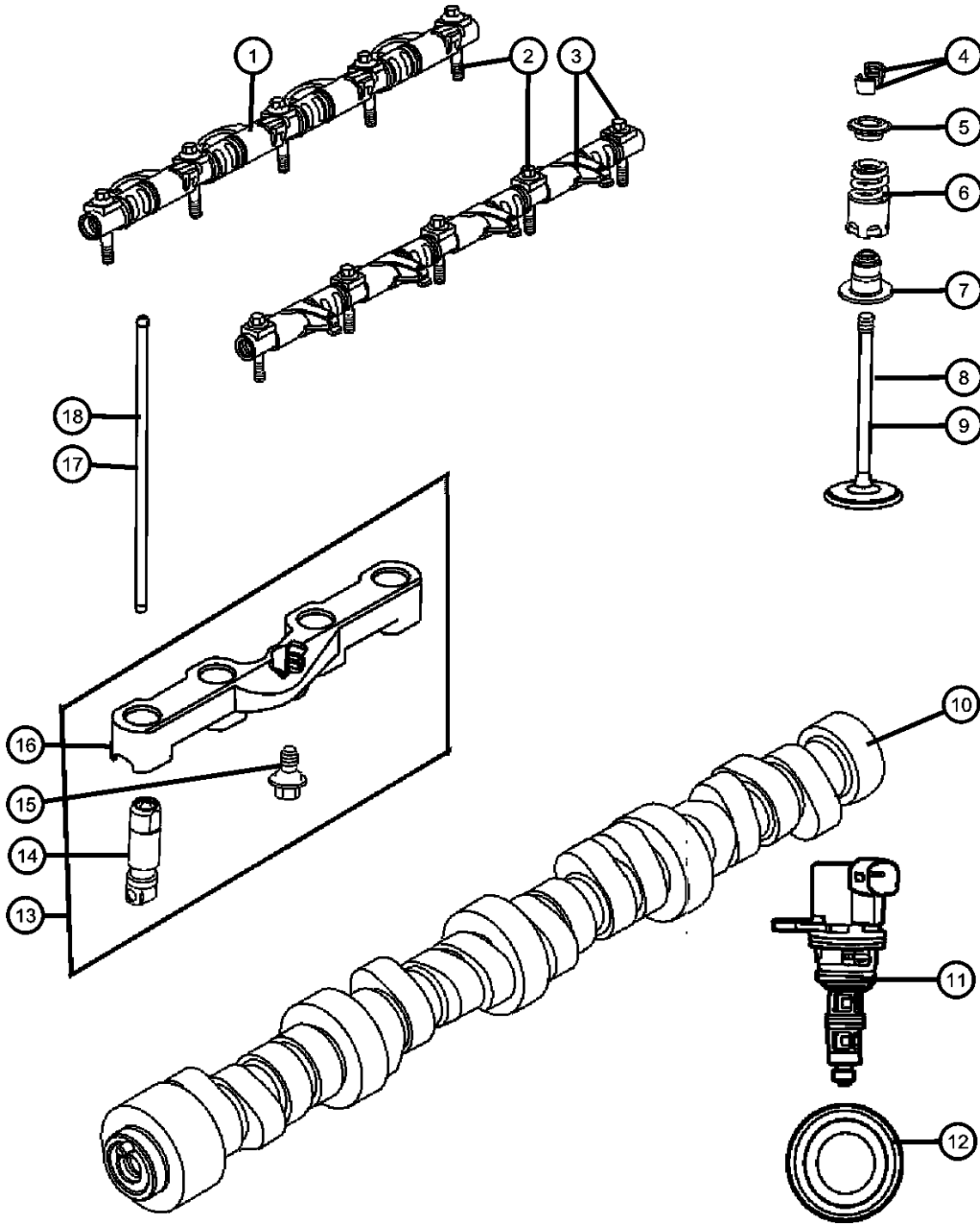


ITEM	PART NUMBER	QTY	LINE	SERIES	BODY	ENGINE	TRANS	TRIM	DESCRIPTION
10	05083993AA	5	1, 5			EZ0			BEARING PACKAGE, Crankshaft, A Grade, See Note
11	05083994AA	5	1, 5			EZ0			BEARING PACKAGE, Crankshaft, B Grade, See Note
12	05083995AA	5	1, 5			EZ0			BEARING PACKAGE, Crankshaft, C Grade, See Note
13	05083979AA	1	1, 5			EZ0			WASHER PACKAGE, WasherThrust
14	68017721AA	1	1, 5			EZ0			RETAINER PACKAGE, Crankshaft Rear Oil Seal
15	68017721AA	1							GASKET, Rear Oil Seal Retainer, Serviced In Retainer Package Only, (NOT SERVICED)
16	68017721AA	1							PIN, Dowel, Serviced In Retainer Package Only, (NOT SERVICED)
17	68017721AA	1							SEAL, Crankshaft Bearing Oil, Serviced In Retainer Package Only, (NOT SERVICED)
18	06104180AA	5	1, 5			EZ0			SCREW, [M6X1.0X16.0], Rear Retainer To Cylinder Block, Mounting
19	04736604AA	1	1, 5			EZ0	DG0		PLATE, Torque Converter Drive
20	04736352AB	1	1			EZ0	DGQ		TORQUE CONVERTER
		1	5			EZ0	DGQ		
21	06503465	8	1, 5			EZ0	DG0		BOLT, Drive Plate and Flywheel, [M10X1.00X18.00]Mounting
22	01949765	4	1, 5			EV0, EZ0	DG0		SCREW, Hex Head Header Point, .312-24x.44, Driveplate To Torque Converter, Mounting
23	06507697AA	10	1, 5			EZ0			SCREW AND WASHER, Hex, [M8X1.25X45.00], Main Bearing Cap To Cylinder Block, Mounting
24	06506272AA	10	1, 5			EZ0			SCREW, Hex Flange Head, [M12X1.75X91.5], Main Bearing Cap To Cylinder Block, Mounting
25	06506272AA	10							CAP, Serviced With Short Block Assembly, (NOT SERVICED)

ASPEN (HG)									
SERIES	LINE			BODY		ENGINE		TRANSMISSION	
P = PREMIUM	1 = Lt. Duty DODGE 2WD 5 = Lt. Duty DODGE 4WD			74 = SPORT UTILITY 4-DR TYPE #4		EVA = 4.7L V8 MPI Engine EVD = 4.7L V8 FFV Engine EZB = 5.7L Hemi Multi Displacement Engine		DGQ = 5-Spd Automatic 545RFE Transmission	

AR = use ase required - = Non illustrated part

Camshaft And Valvetrain 5.7L [EZB]
Figure 5.7L-510



ITEM	PART NUMBER	QTY	LINE	SERIES	BODY	ENGINE	TRANS	TRIM	DESCRIPTION
------	-------------	-----	------	--------	------	--------	-------	------	-------------

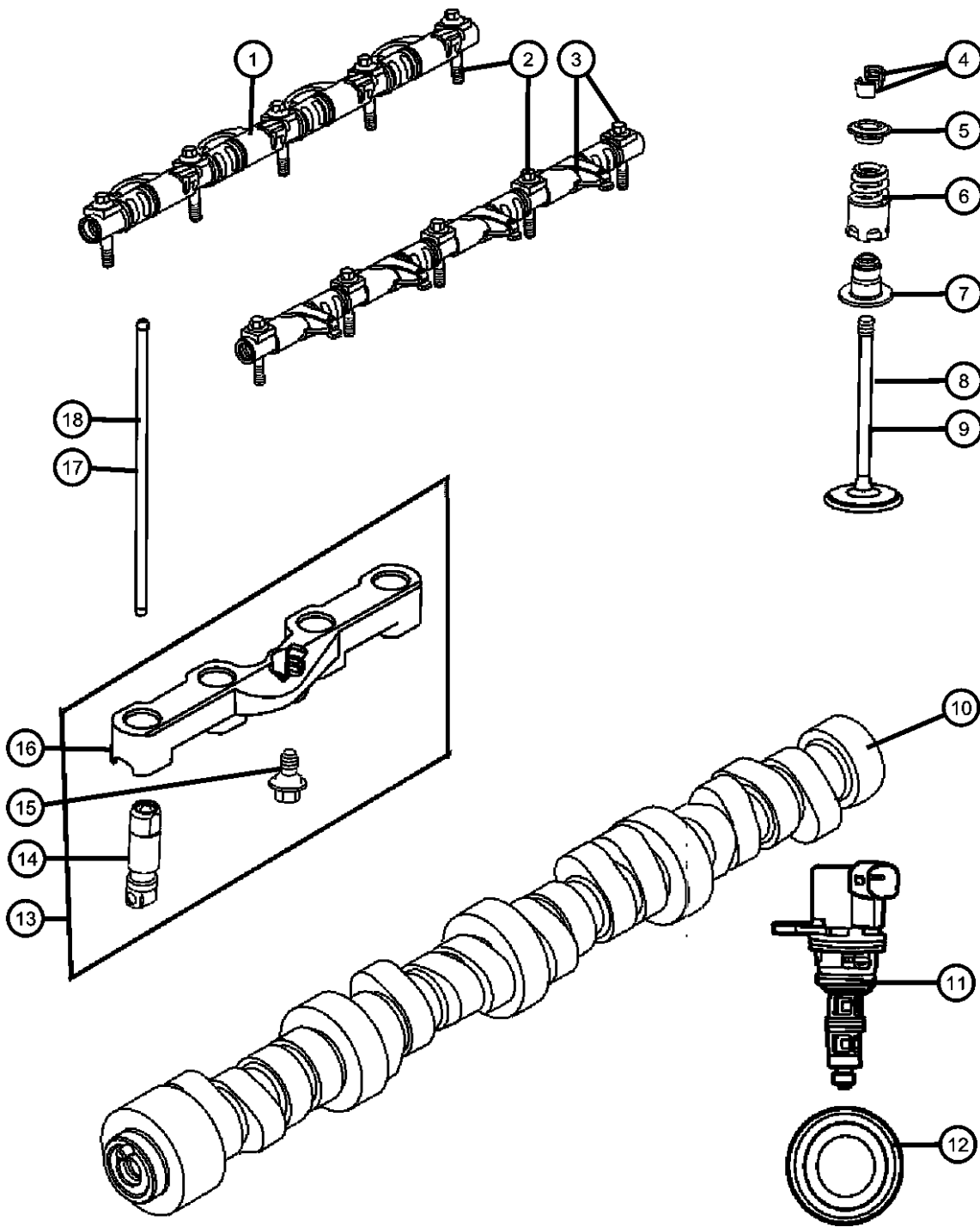
NOTE:
Sales Codes:
[DGQ] = 5-Speed Automatic 545RFE Transmission
[DGU] = 4-Speed Automatic VLP 42RLE Transmission
[DG0] = All Automatic Transmissions
[DHU] = AWD Electronic Shift Two Speed Transfer Case
[DH7] = AWD Electronic Shift Single Speed Transfer case
[EKG] = 3.7L [Magnum] V-6 Engine
[EK0] = All 3.7L 6-Cylinder Gas Engines
[EVA] = 4.7L [Magnum] V-8 Engine
[EVD] = 4.7L V-8 FFV Engine
[EV0] = All 4.7L 8-Cylinder Gas Engines
[EZB] = 5.7L Hemi Multi-Displacement Engine
[EZ0] = All 5.7L 8-Cylinder Gas Engines
[NAA] = Federal Emissions
[NAE] = California Emissions
[NAS] = 50 State Emissions
[NA1] = Export Emissions
[NHK] = Engine Block Heater
[XEF] = Transfer Case Skid Plate Sheild

1	53021552AA	2	1, 5			EZ0			ROCKER ARM, Intake
2	06507072AA	10	1, 5			EZ0			SCREW, Hex Flange Head, [M8X1.25X50.00], Rocker Shaft To Cylinder Head, Mounting
3	53021553AA	2	1, 5			EZ0			ROCKER ARM, Exhaust
4	53010515AA	32	1, 5			EZ0			LOCK, Valve Spring Retainer
5	53021676AB	16	1, 5			EZ0			RETAINER, Valve Spring
6	53021580AE	16	1, 5			EZ0			SPRING, Valve
7	53021578AA	16	1, 5			EZ0			SEAL, Valve Guide
8	53021550AA	8	1, 5			EZ0			VALVE, Intake, Standard
9	53021551AB	8	1, 5			EZ0			VALVE, Exhaust, Standard
10	53022065AA	1	1, 5			EZB			CAMSHAFT, Engine
11	53032152AC	4	1, 5			EZB			SOLENOID, Multiple Displacement
12	06507663AA	1	1, 5			EZ0			PLUG, [M47.93 OD 6.4 THK 51.5 FLG OD], Camshaft, Rear
13									LIFTERS AND YOKE, Hydraulic, Engine Front
	53021726AE	2	1, 5			EZB			
	53021728AE	2	1, 5			EZB			
14	53021728AE	2							LIFTER, Hydraulic Roller Deactivating, Serviced In Item 13, (NOT SERVICED)
15	06507067AA	2	1, 5			EZB			SCREW, Hex Flange Head, [M6X1.00X14.00], Lifter Guide To Cylinder Block, Mounting

ASPEN (HG)									
SERIES	LINE								TRANSMISSION
P = PREMIUM	1 = Lt. Duty DODGE 2WD 5 = Lt. Duty DODGE 4WD			BODY 74 = SPORT UTILITY 4-DR TYPE #4		ENGINE EVA = 4.7L V8 MPI Engine EVD = 4.7L V8 FFV Engine EZB = 5.7L Hemi Multi Displacement Engine			DGQ = 5-Spd Automatic 545RFE Transmission

AR = use ase required - = Non illustrated part

Camshaft And Valvetrain 5.7L [EZB]
Figure 5.7L-510

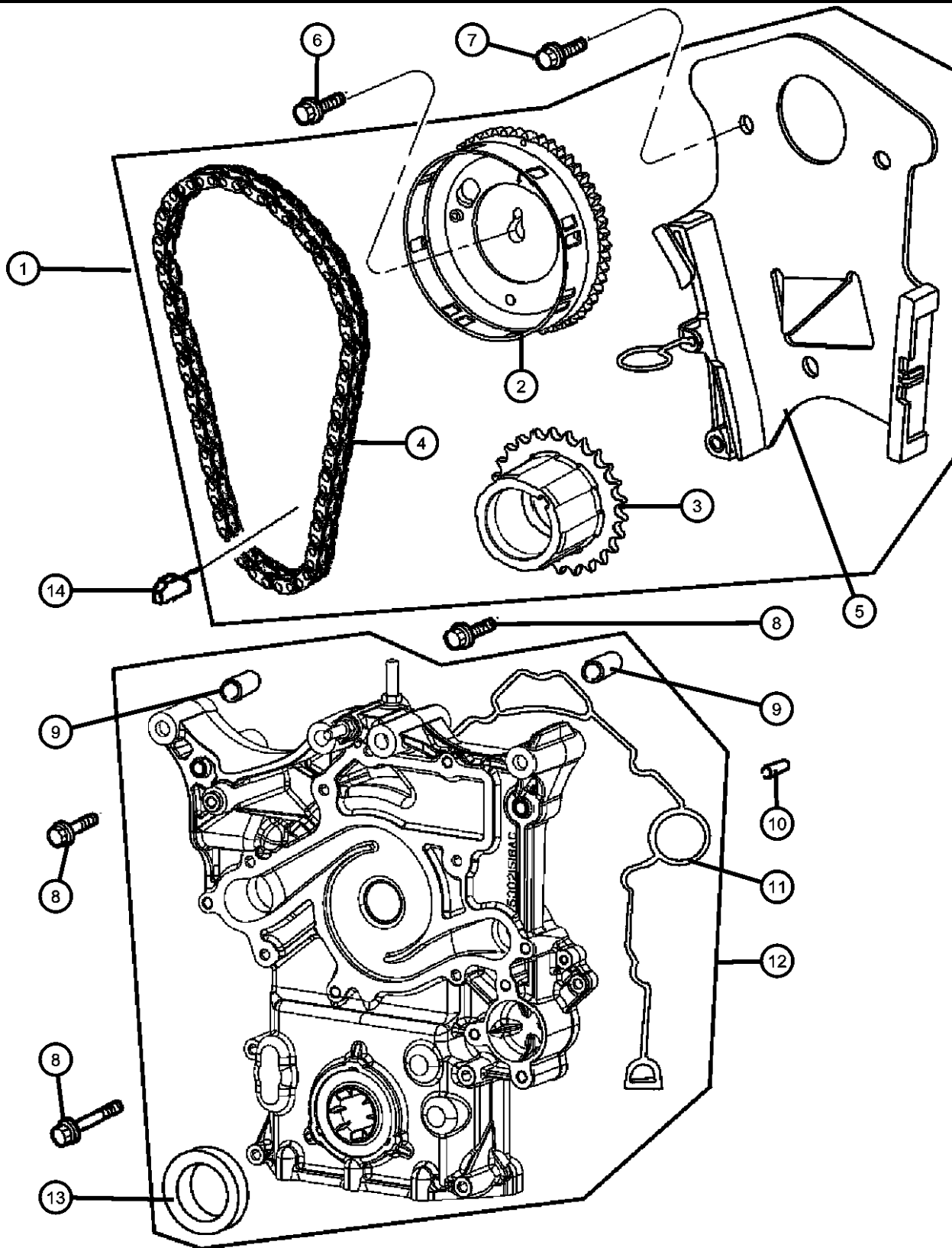


ITEM	PART NUMBER	QTY	LINE	SERIES	BODY	ENGINE	TRANS	TRIM	DESCRIPTION
16	53021727AC	2	1, 5			EZB			YOKE, Tappet Aligning
	53021729AC	2	1, 5			EZB			Front
									Rear
17	53021556AA	8	1, 5			EZ0			PUSH ROD, Intake Valve
18	53021557AA	8	1, 5			EZ0			PUSH ROD, Exhaust Valve

ASPEN (HG)									
SERIES	LINE			BODY		ENGINE		TRANSMISSION	
P = PREMIUM	1 = Lt. Duty DODGE 2WD 5 = Lt. Duty DODGE 4WD			74 = SPORT UTILITY 4-DR TYPE #4		EVA = 4.7L V8 MPI Engine EVD = 4.7L V8 FFV Engine EZB = 5.7L Hemi Multi Displacement Engine		DGQ = 5-Spd Automatic 545RFE Transmission	

AR = use ase required - = Non illustrated part

Timing Chain Package And Timing Cover 5.7L [EZB] Figure 5.7L-610



ITEM	PART NUMBER	QTY	LINE	SERIES	BODY	ENGINE	TRANS	TRIM	DESCRIPTION
------	-------------	-----	------	--------	------	--------	-------	------	-------------

NOTE:

Sales Codes:

[DGQ] = 5-Speed Automatic 545RFE Transmission

[DGU] = 4-Speed Automatic VLP 42RLE Transmission

[DG0] = All Automatic Transmissions

[DHU] = AWD Electronic Shift Two Speed Transfer Case

[DH7] = AWD Electronic Shift Single Speed Transfer case

[EKG] = 3.7L [Magnum] V-6 Engine

[EK0] = All 3.7L 6-Cylinder Gas Engines

[EVA] = 4.7L [Magnum] V-8 Engine

[EVD] = 4.7L V-8 FFV Engine

[EV0] = All 4.7L 8-Cylinder Gas Engines

[EZB] = 5.7L Hemi Multi-Displacement Engine

[EZ0] = All 5.7L 8-Cylinder Gas Engines

[NAA] = Federal Emissions

[NAE] = California Emissions

[NAS] = 50 State Emissions

[NA1] = Export Emissions

[NHK] = Engine Block Heater

[XEF] = Transfer Case Skid Plate Shield

1	53021581AC	1	1, 5			EZ0			TIMING DRIVE KIT, Engine, Includes Items, 2,3,4,5
2	53021581AC	1							SPROCKET, Camshaft, (NOT SERVICED)
3	53021581AC	1							SPROCKET, Crankshaft, (NOT SERVICED)
4	53021581AC	1							CHAIN, Timing, (NOT SERVICED)
5	53021582AD	1	1, 5			EZ0			TENSIONER, Chain
6	06507480AA	1	1, 5			EZ0			SCREW AND WASHER, Hex, [M12x1.75x37.00], Camshaft Sprocket To Camshaft, Mounting
7	06507479AA	3	1, 5			EZ0			SCREW AND WASHER, Hex, [M8x1.25x20.00], Tensioner To Cylinder Block, Mounting
8	06506268AA	1	1, 5			EZ0			SCREW AND WASHER, Hex
	06506269AA	1	1, 5			EZ0			Front Cover to Block Right Bushing-[M8x1.25x130.0], Mounting
	06506270AA	4	1, 5			EZ0			Front Cover to Block-[M8x1.25x35.0], Mounting
	06506697AA	3	1, 5			EZ0			Front Cover to Block-[M8x1.25x80.0], Mounting
9	06506697AA	3	1, 5			EZ0			BUSHING, Timing Cover, Timing Cover Slide
10	06506332AA	2	1, 5			EZ0			PIN, Dowel, Front Cover To Cylinder Block, Mounting
11	05139933AB	1	1, 5			EZ0			GASKET PACKAGE, Front Cover
12	53021323AJ	1	1, 5			EZ0			COVER, Timing Case

ASPEN (HG)

SERIES

P = PREMIUM

LINE

1 = Lt. Duty DODGE 2WD

5 = Lt. Duty DODGE 4WD

BODY

74 = SPORT UTILITY 4-DR
TYPE #4

ENGINE

EVA = 4.7L V8 MPI Engine
EVD = 4.7L V8 FFV Engine
EZB = 5.7L Hemi Multi
Displacement Engine

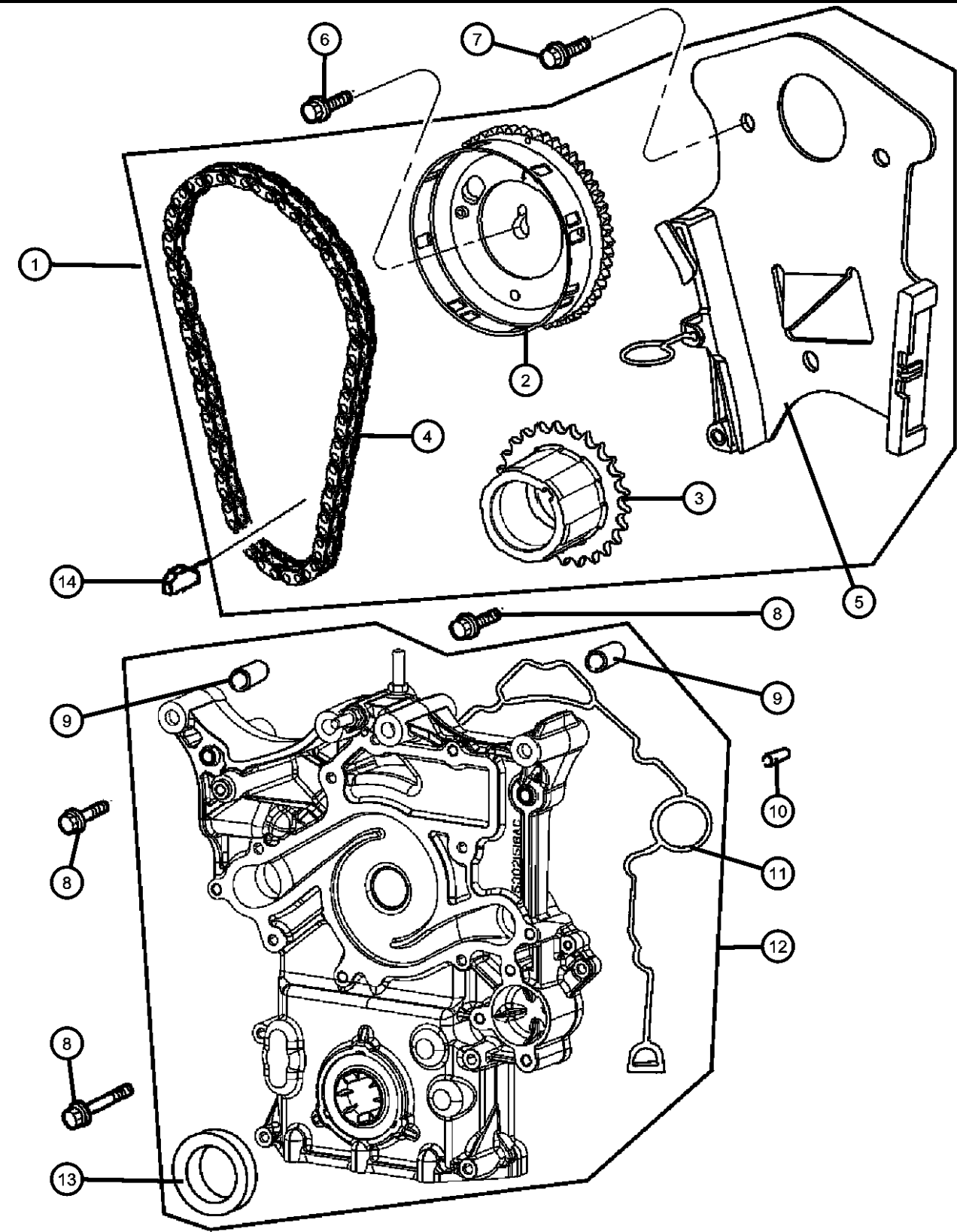
TRANSMISSION

DGQ = 5-Spd Automatic 545RFE
Transmission

AR = use ase required - = Non illustrated part

2007 HG

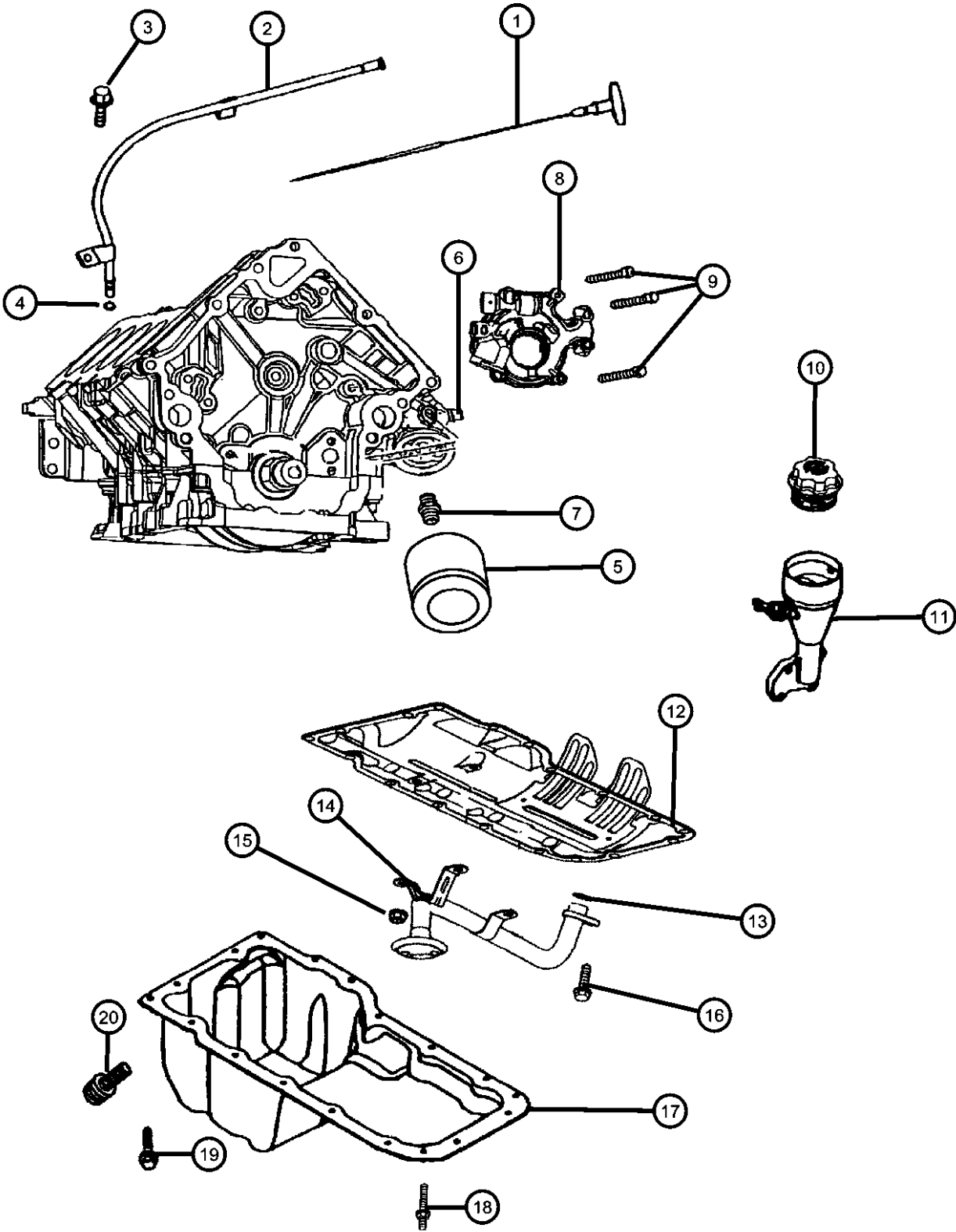
Timing Chain Package And Timing Cover 5.7L [EZB]
Figure 5.7L-610



ITEM	PART NUMBER	QTY	LINE	SERIES	BODY	ENGINE	TRANS	TRIM	DESCRIPTION
13	53021585AD	1	1, 5			EZ0			SEAL, Crankshaft Oil, Front
14	06506397AA	1	1, 5			EZ0			KEY, Woodruff, [M4.788X27.5], Crankshaft Sprocket

ASPEN (HG)	LINE	BODY	ENGINE	TRANSMISSION
SERIES				
P = PREMIUM	1 = Lt. Duty DODGE 2WD 5 = Lt. Duty DODGE 4WD	74 = SPORT UTILITY 4-DR TYPE #4	EVA = 4.7L V8 MPI Engine EVD = 4.7L V8 FFV Engine EZB = 5.7L Hemi Multi Displacement Engine	DGQ = 5-Spd Automatic 545RFE Transmission

Engine Oiling 5.7L [EZB]
Figure 5.7L-710



ITEM	PART NUMBER	QTY	LINE	SERIES	BODY	ENGINE	TRANS	TRIM	DESCRIPTION
------	-------------	-----	------	--------	------	--------	-------	------	-------------

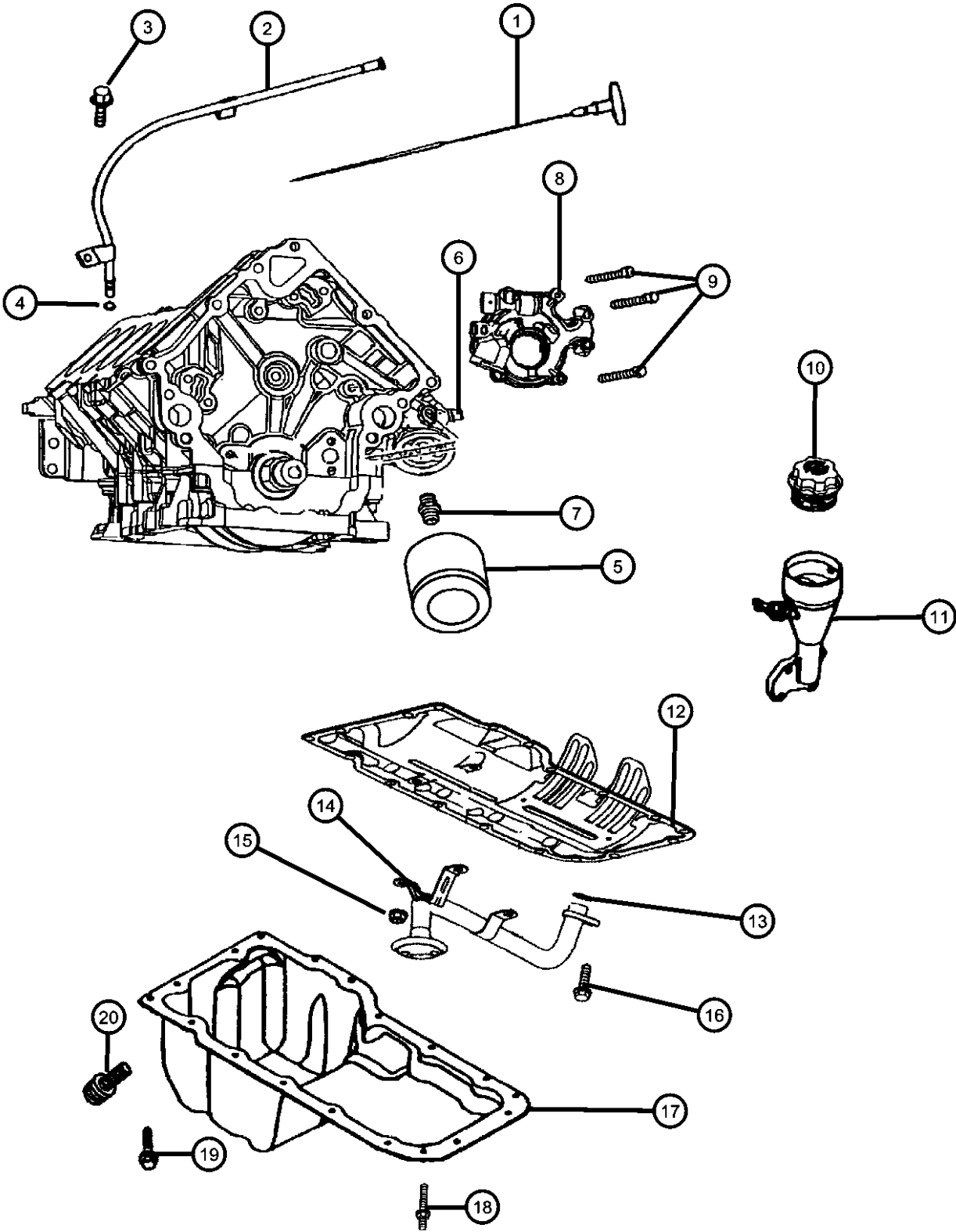
NOTE:
Sales Codes:
[DGQ] = 5-Speed Automatic 545RFE Transmission
[DGU] = 4-Speed Automatic VLP 42RLE Transmission
[DG0] = All Automatic Transmissions
[DHU] = AWD Electronic Shift Two Speed Transfer Case
[DH7] = AWD Electronic Shift Single Speed Transfer case
[EKG] = 3.7L [Magnum] V-6 Engine
[EK0] = All 3.7L 6-Cylinder Gas Engines
[EVA] = 4.7L [Magnum] V-8 Engine
[EVD] = 4.7L V-8 FFV Engine
[EV0] = All 4.7L 8-Cylinder Gas Engines
[EZB] = 5.7L Hemi Multi-Displacement Engine
[EZ0] = All 5.7L 8-Cylinder Gas Engines
[NAA] = Federal Emissions
[NAE] = California Emissions
[NAS] = 50 State Emissions
[NA1] = Export Emissions
[NHK] = Engine Block Heater
[XEF] = Transfer Case Skid Plate Sheild

1	53021767AC	1	1, 5			EZ0			INDICATOR, Engine Oil Level
2	53021322AB	1	1, 5			EZ0			TUBE, Oil Gauge
3	06506407AA	2	1, 5			EZ0			BOLT, [M6X1.0X23.0], Oil Level Indicator Tube To Cylinder Block, Mounting
4	53021144AA	1	1, 5			EZ0			O RING, Engine Oil Indicator
5	05281090	1	1, 5			EZ0			FILTER, Engine Oil
	0FE00292								Canadian Aftermarket Part
	05281090BA								BULK PACK (12)
	77060018								Performance Mobil 1, 15W - 50 Tri-Synthetic Engine Oil-Recommended Fill for 6.1L & 8.3L
6	05149062AA	1	1, 5			EZB			SENDING UNIT, Oil Pressure
7	04104511AC	1	1, 5			EZ0			CONNECTOR, Oil Filter Adapter
8	53021622AF	1	1, 5			EZ0			PUMP, Engine Oil
9	06101383	4	1, 5			EZ0			SCREW AND WASHER, Hex Head, M8x1.25x55, Oil Pump To Cylinder Block, Mounting
10	53032372AD	1	1, 5			EZ0			CAP, Oil Filler
11	53032372AD	1							HOUSING, Oil Fill, Serviced With Intake Manifold Assembly, (NOT SERVICED)
12	53021568AE	1	1, 5			EZ0			GASKET, Oil Pan
13	53020861	1	1, 5			EZ0			SEAL, Oil Pick Up Tube

ASPEN (HG)									
SERIES	LINE								TRANSMISSION
P = PREMIUM	1 = Lt. Duty DODGE 2WD 5 = Lt. Duty DODGE 4WD				74 = SPORT UTILITY 4-DR TYPE #4	EVA = 4.7L V8 MPI Engine EVD = 4.7L V8 FFV Engine EZB = 5.7L Hemi Multi Displacement Engine			DGQ = 5-Spd Automatic 545RFE Transmission

AR = use ase required - = Non illustrated part

Engine Oiling 5.7L [EZB]
Figure 5.7L-710



ITEM	PART NUMBER	QTY	LINE	SERIES	BODY	ENGINE	TRANS	TRIM	DESCRIPTION
14	53021699AC	1	1, 5			EZ0			TUBE, Oil Pickup
15	06502756	1	1, 5			EZ0			NUT, Hex Lock, M8x1.25, Engine Oil Pickup Tube To Cylinder Block, Mounting
16	06102046AA	1	1, 5			EZ0			SCREW AND WASHER, [M8X1.25X27.00], Engine Oil Pick Up Tube To Cylinder Block, Mounting
17	53021687AC	1	1, 5			EZ0			PAN, Engine Oil
18	06508066AA	3	1, 5			EZ0			STUD, [M6X1.00X36.97], Oil Pan To Cylinder Block, Mounting
19	06508065AA	18	1, 5			EZ0			BOLT, [M6X1.0X23.00], Oil Pan To Cylinder Block, Mounting
20	06506100AA	1	1, 5			EZ0			PLUG, Oil Drain, [M14X1.50X21.50]

ASPEN (HG)	LINE	BODY	ENGINE	TRANSMISSION
SERIES				
P = PREMIUM	1 = Lt. Duty DODGE 2WD 5 = Lt. Duty DODGE 4WD	74 = SPORT UTILITY 4-DR TYPE #4	EVA = 4.7L V8 MPI Engine EVD = 4.7L V8 FFV Engine EZB = 5.7L Hemi Multi Displacement Engine	DGQ = 5-Spd Automatic 545RFE Transmission

AR = use ase required - = Non illustrated part

**Intake Manifold And Mounting 5.7L [EZB]
Figure 5.7L-810**

ITEM	PART NUMBER	QTY	LINE	SERIES	BODY	ENGINE	TRANS	TRIM	DESCRIPTION
------	----------------	-----	------	--------	------	--------	-------	------	-------------

NOTE:

Sales Codes:

[DGQ] = 5-Speed Automatic 545RFE Transmission

[DGU] = 4-Speed Automatic VLP 42RLE Transmission

[DG0] = All Automatic Transmissions

[DHU] = AWD Electronic Shift Two Speed Transfer Case

[DH7] = AWD Electronic Shift Single Speed Transfer case

[EKG] = 3.7L [Magnum] V-6 Engine

[EK0] = All 3.7L 6-Cylinder Gas Engines

[EVA] = 4.7L [Magnum] V-8 Engine

[EVD] = 4.7L V-8 FFV Engine

[EV0] = All 4.7L 8-Cylinder Gas Engines

[EZB] = 5.7L Hemi Multi-Displacement Engine

[EZ0] = All 5.7L 8-Cylinder Gas Engines

[NAA] = Federal Emissions

[NAE] = California Emissions

[NAS] = 50 State Emissions

[NA1] = Export Emissions

[NHK] = Engine Block Heater

[XEF] = Transfer Case Skid Plate Sheild

1	05175896AB	1	1, 5			EZB			MANIFOLD PACKAGE, Intake
2	53032382AB	8	1, 5			EZ0			SEAL, Intake Manifold, Also Served In Item 1 Package
3	53032383AB	1	1, 5			EZ0			SEAL, Throttle Body to Intake, Also Served In Item 1 Package
4	53032384AB	2	1, 5			EZ0			SEAL, PCV, Also Served In Item 1 Package
5	06506725AA	10	1, 5			EZ0			SCREW, Hex Flange Head, Also Served In Item 1 Package
6	53022186AA	1	1, 5			EZ0			[M6X1.0X48.0], Intake Manifold To Cylinder Head, Mounting PAD, Engine, Also Served In Item 1 Package
7	53022186AA	1							NUT, Push On, Served In Item 1 Package, (NOT SERVICED)
8	06505069AA	4				EZ0			BOLT, Hex Flange Head, [M6X1.00X25.00], Fuel Rail To Intake Manifold, Mounting
9	06504968AA	8	1, 5			EZ0			NUT, J, [M6X1.00], Fuel Rail And Throttle Body To Intake Manifold, Mounting
10	06508671AA	4				EZ0			SCREW AND WASHER, Hex, [M6X1.00.65.00], Throttle Body To Intake Manifold, Mounting
11	53032531AE	1	1, 5			EZ0			VALVE, Crankcase Vent
12	06506982AA	2	1, 5			EZ0			NUT, Induction Resonator To Intake Manifold, Mounting
13	53032372AD	1	1, 5			EZ0			CAP, Oil Filler

ASPEN (HG)

SERIES

P = PREMIUM

LINE

1 = Lt. Duty DODGE 2WD

5 = Lt. Duty DODGE 4WD

BODY

74 = SPORT UTILITY 4-DR
TYPE #4

ENGINE

EVA = 4.7L V8 MPI Engine
EVD = 4.7L V8 FFV Engine
EZB = 5.7L Hemi Multi
Displacement Engine

TRANSMISSION

DGQ = 5-Spd Automatic 545RFE
Transmission

AR = use ase required - = Non illustrated part

2007 HG

<< RETURN TO GROUP INDEX

**Exhaust Manifolds And Mounting 5.7L [EZB]
Figure 5.7L-820**

ITEM	PART NUMBER	QTY	LINE	SERIES	BODY	ENGINE	TRANS	TRIM	DESCRIPTION
------	-------------	-----	------	--------	------	--------	-------	------	-------------

NOTE:

Sales Codes:

[DGQ] = 5-Speed Automatic 545RFE Transmission

[DGU] = 4-Speed Automatic VLP 42RLE Transmission

[DG0] = All Automatic Transmissions

[DHU] = AWD Electronic Shift Two Speed Transfer Case

[DH7] = AWD Electronic Shift Single Speed Transfer case

[EKG] = 3.7L [Magnum] V-6 Engine

[EK0] = All 3.7L 6-Cylinder Gas Engines

[EVA] = 4.7L [Magnum] V-8 Engine

[EVD] = 4.7L V-8 FFV Engine

[EV0] = All 4.7L 8-Cylinder Gas Engines

[EZB] = 5.7L Hemi Multi-Displacement Engine

[EZ0] = All 5.7L 8-Cylinder Gas Engines

[NAA] = Federal Emissions

[NAE] = California Emissions

[NAS] = 50 State Emissions

[NA1] = Export Emissions

[NHK] = Engine Block Heater

[XEF] = Transfer Case Skid Plate Shield

1	53013944AA	1	1, 5			EZ0			GASKET, Exhaust ManifoldRight
2	53032198AE	1	1, 5			EZ0			MANIFOLD, ExhaustRight
3	06507746AA	8	1, 5			EZ0			BOLT, Exhaust Manifold, [M8X1.25X46.00], Exhaust Manifold To Cylinder Head, Mounting
4	06508218AA	9	1, 5			EZ0			STUD, Exhaust Manifold, [M8X1.25&M6X1.0X83.00], Exhaust Manifold To Cylinder Head, Mounting
5	06505316AA	8	1, 5			EZ0			NUT, [M6X1.00], Heat Sheild To Exhaust Manifold, Mounting
6	53032208AH	2	1, 5			EZ0			SHIELD, Exhaust ManifoldRight & Left
7	53013943AA	1	1, 5			EZ0			GASKET, Exhaust ManifoldLeft
8	55366000AA	4	1, 5						NUT, Hex Flange Lock, [.375 - 16 - L], Y-Pipe To Exhaust Manifold, Mounting
9	06035470	4	1, 5						SCREW AND WASHER, [.375-16X2.250], Y-Pipe To Exhaust Manifold, Mounting

ASPEN (HG)

SERIES

P = PREMIUM

LINE

1 = Lt. Duty DODGE 2WD

5 = Lt. Duty DODGE 4WD

BODY

74 = SPORT UTILITY 4-DR
TYPE #4

ENGINE

EVA = 4.7L V8 MPI Engine
EVD = 4.7L V8 FFV Engine
EZB = 5.7L Hemi Multi
Displacement Engine

TRANSMISSION

DGQ = 5-Spd Automatic 545RFE
Transmission

AR = use ase required - = Non illustrated part

2007 HG

Crankcase Ventilation 5.7L [EZB]
Figure 5.7L-910

ITEM	PART NUMBER	QTY	LINE	SERIES	BODY	ENGINE	TRANS	TRIM	DESCRIPTION
------	----------------	-----	------	--------	------	--------	-------	------	-------------

NOTE:
Sales Codes:
[DGQ] = 5-Speed Automatic 545RFE Transmission
[DGU] = 4-Speed Automatic VLP 42RLE Transmission
[DG0] = All Automatic Transmissions
[DHU] = AWD Electronic Shift Two Speed Transfer Case
[DH7] = AWD Electronic Shift Single Speed Transfer case
[EKG] = 3.7L [Magnum] V-6 Engine
[EK0] = All 3.7L 6-Cylinder Gas Engines
[EVA] = 4.7L [Magnum] V-8 Engine
[EVD] = 4.7L V-8 FFV Engine
[EV0] = All 4.7L 8-Cylinder Gas Engines
[EZB] = 5.7L Hemi Multi-Displacement Engine
[EZ0] = All 5.7L 8-Cylinder Gas Engines
[NAA] = Federal Emissions
[NAE] = California Emissions
[NAS] = 50 State Emissions
[NA1] = Export Emissions
[NHK] = Engine Block Heater
[XEF] = Transfer Case Skid Plate Sheild

1	53032531AE	1	1, 5			EZ0			VALVE, Crankcase Vent
2	53032384AB	2	1, 5			EZ0			SEAL, PCV
3	53032812AC	1	1, 5			EZ0			HOSE, Crankcase Vent
4	53032529AD	1	1, 5			EV0, EZ0			BODY, Air Cleaner
5	53032528AE	1	1, 5			EZ0, EV0			COVER, Air Cleaner
6	53032463BA	1	1, 5			EZ0			RESONATOR, Throttle Body

ASPEN (HG)				
SERIES	LINE	BODY	ENGINE	TRANSMISSION
P = PREMIUM	1 = Lt. Duty DODGE 2WD 5 = Lt. Duty DODGE 4WD	74 = SPORT UTILITY 4-DR TYPE #4	EVA = 4.7L V8 MPI Engine EVD = 4.7L V8 FFV Engine EZB = 5.7L Hemi Multi Displacement Engine	DGQ = 5-Spd Automatic 545RFE Transmission

Group - 11

Exhaust

Group - 11 Exhaust

Illustration Title

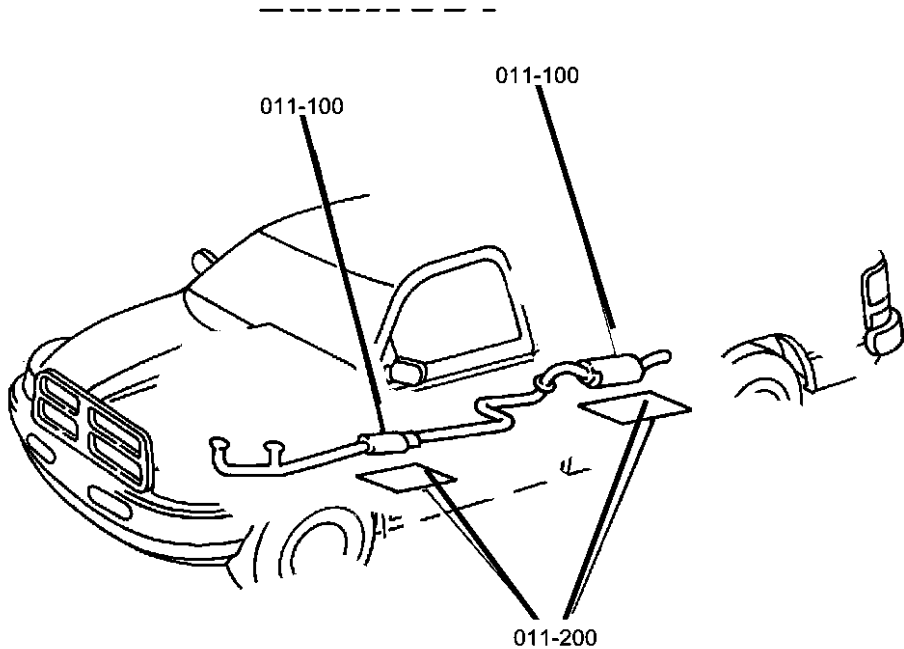
Group-Fig. No.

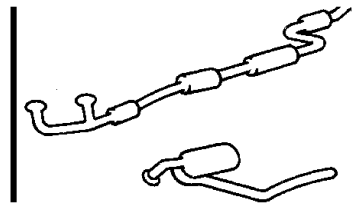
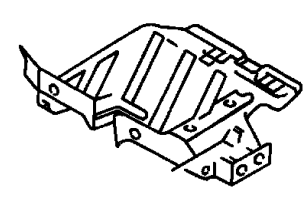
Exhaust System

Exhaust System, 4.7 [EVA][EVD], 5.7 [EZ0] Fig. 11 - 110

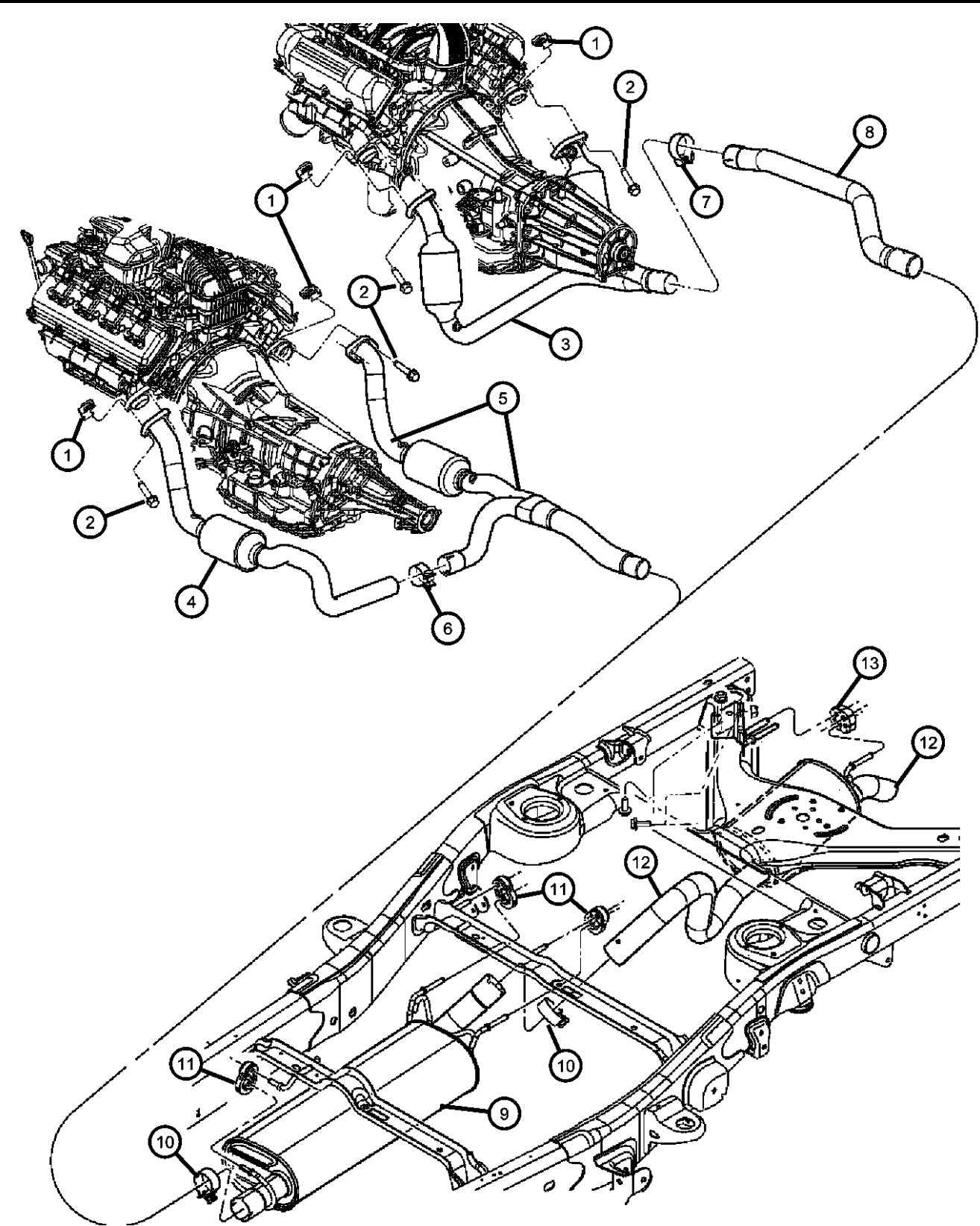
Heat Shields

Heat Shields,4.7L [EVA][EVD] , 5.7L [EZ0] Fig. 11 - 210



<div>011-100</div> <div>Exhaust System</div> <div></div>	<div>011-200</div> <div>Heat Shields</div> <div></div>		
--	---	--	--

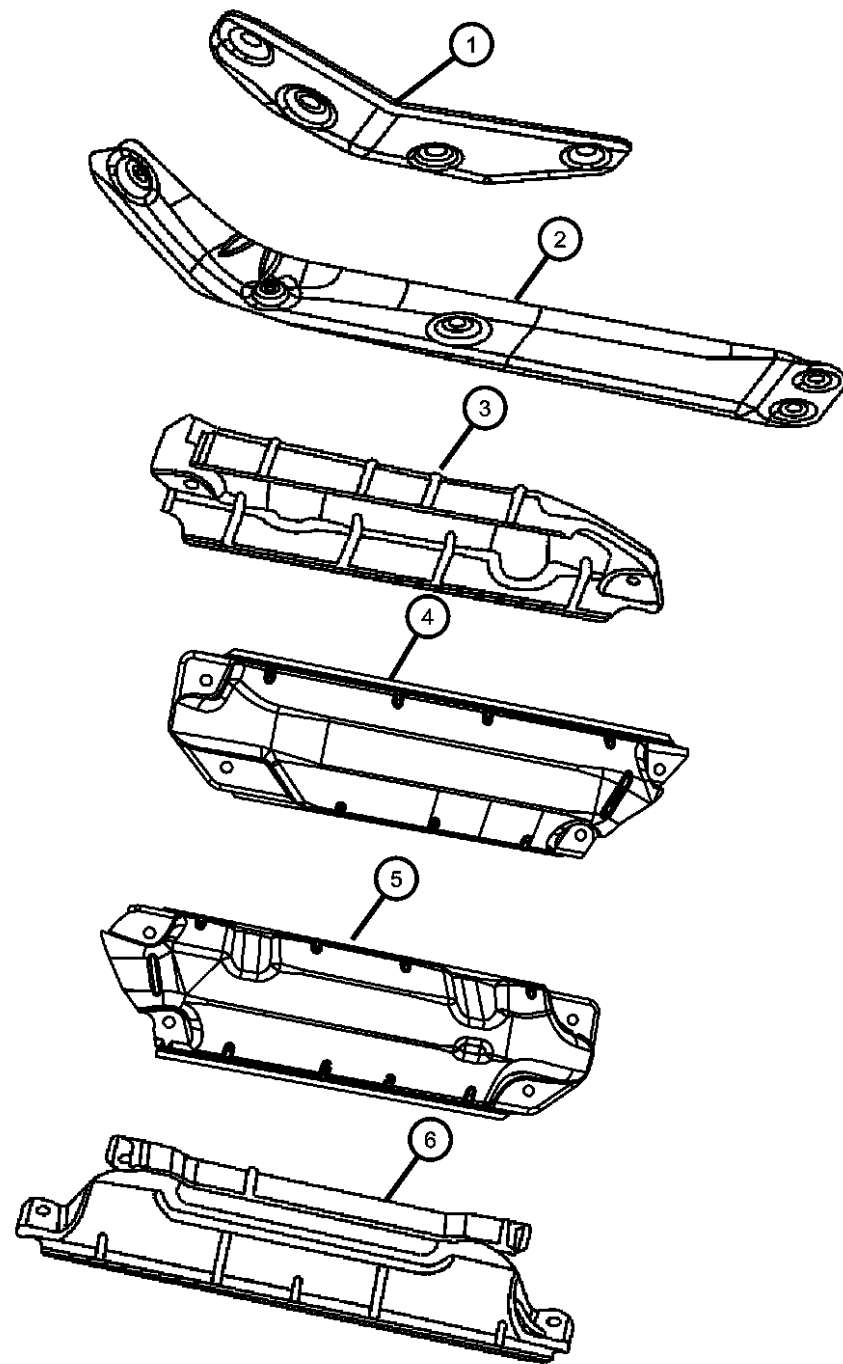
Exhaust System, 4.7 [EVA][EVD], 5.7 [EZ0]
Figure 11-110



ITEM	PART NUMBER	QTY	LINE	SERIES	BODY	ENGINE	TRANS	TRIM	DESCRIPTION
Note; Sales Codes; [EV0] = All 4.7L Gas Engines [EZ0] = All 5.7L 8 Cylinder Gas Engines									
1	55366000AA	4	1, 5		74				NUT, Hex Flange Lock
2	06035470	4	1, 5		74				SCREW AND WASHER
3									PIPE AND CONVERTER, Exhaust, To Manifold
	52855735AA	1	1, 5		74	EV0			FEDERAL
	52855743AA	1	1, 5		74	EV0			CALIFORNIA
4									CONVERTER, Catalytic
	52855503AA	1	1		74	EZ0			Left
	52855505AA	1	5		74	EZ0			Left
5	52855816AA	1	1, 5		74	EZ0			PIPE AND CONVERTER, Exhaust, To ManifoldRight
6	52110201AA	1	1, 5		74	EV0			CLAMP, Exhaust
7	52110201AA	1	1, 5		74	EV0			CLAMP, Exhaust
8	52855187AC	1	1, 5		74	EV0			PIPE, Exhaust Extension
9	52855524AB	1	1, 5		74	EZ0			MUFFLER, Exhaust
10	52110201AA	1	1, 5		74	EV0			CLAMP, Exhaust
11									INSULATOR, Exhaust
	52103717AB	2	1, 5		74	EZ0			
	52855434AA	2	1, 5		74	EV0			
12									MUFFLER AND TAILPIPE, Exhaust
	52103711AG	1	1, 5		74	EZ0			
	52103712AF	1	1, 5		74	EV0			
13	04682564	2	1, 5		74				INSULATOR, Exhaust
-14	05175689AA	2	1, 5		74	EZ0			NUT, Exhaust Pipe
-15	68044662AA	1	1, 5		74	EZ0			GASKET, Exhaust Pipe

ASPEN (HG)									
SERIES	LINE			BODY		ENGINE		TRANSMISSION	
P = PREMIUM	1 = Lt. Duty DODGE 2WD 5 = Lt. Duty DODGE 4WD			74 = SPORT UTILITY 4-DR TYPE #4		EVA = 4.7L V8 MPI Engine EVD = 4.7L V8 FFV Engine EZB = 5.7L Hemi Multi Displacement Engine		DGQ = 5-Spd Automatic 545RFE Transmission	

Heat Shields,4.7L [EVA][EVD] , 5.7L [EZ0]
Figure 11-210



ITEM	PART NUMBER	QTY	LINE	SERIES	BODY	ENGINE	TRANS	TRIM	DESCRIPTION
1	55362413AD	1	1, 5		74				SHIELD, Heat
2	55362414AC	1	1, 5		74				SHIELD, Heat
3	53032208AH	2	1, 5		74	EZ0			SHIELD, Exhaust Manifold
4	53031706AG	1	1, 5		74	EVA, EVD			SHIELD, Exhaust Manifold
5	53030814AH	1	1, 5		74	EVA, EVD			SHIELD, Exhaust Manifold
6	53032208AH	2	1, 5		74	EZ0			SHIELD, Exhaust Manifold
-7	06102152AA	2	1, 5		74				SCREW, Tapping Hex Flange Head, M6.3x1.81x20.00
-8	52113437AD	1	1, 5		74				SHIELD, Heat
-9	06505199AA	7	1, 5		74				NUT, HEAT SHIELD TO FLOOR
-10									STUD, Weld, M5x1.60x14
	06503273	7	1, 5		74				HEAT SHIELD TO FLOOR
		3	1, 5		74				SILENCER TO FLOOR

ASPEN (HG)

SERIES

P = PREMIUM

LINE

1 = Lt. Duty DODGE 2WD
5 = Lt. Duty DODGE 4WD

BODY

74 = SPORT UTILITY 4-DR
TYPE #4

ENGINE

EVA = 4.7L V8 MPI Engine
EVD = 4.7L V8 FFV Engine
EZB = 5.7L Hemi Multi
Displacement Engine

TRANSMISSION

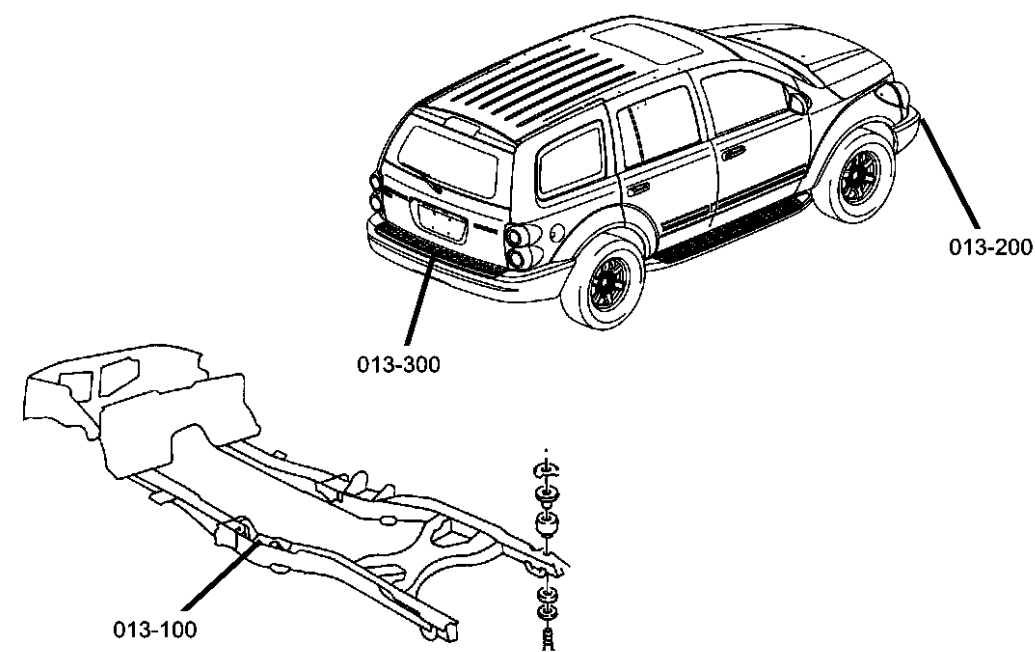
DGQ = 5-Spd Automatic 545RFE
Transmission

AR = use ase required - = Non illustrated part

2007 HG

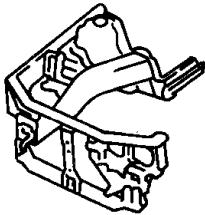
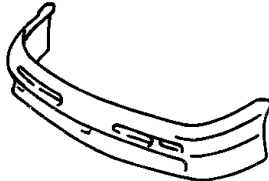


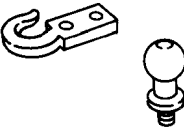
Group - 13

Frames and Bumpers

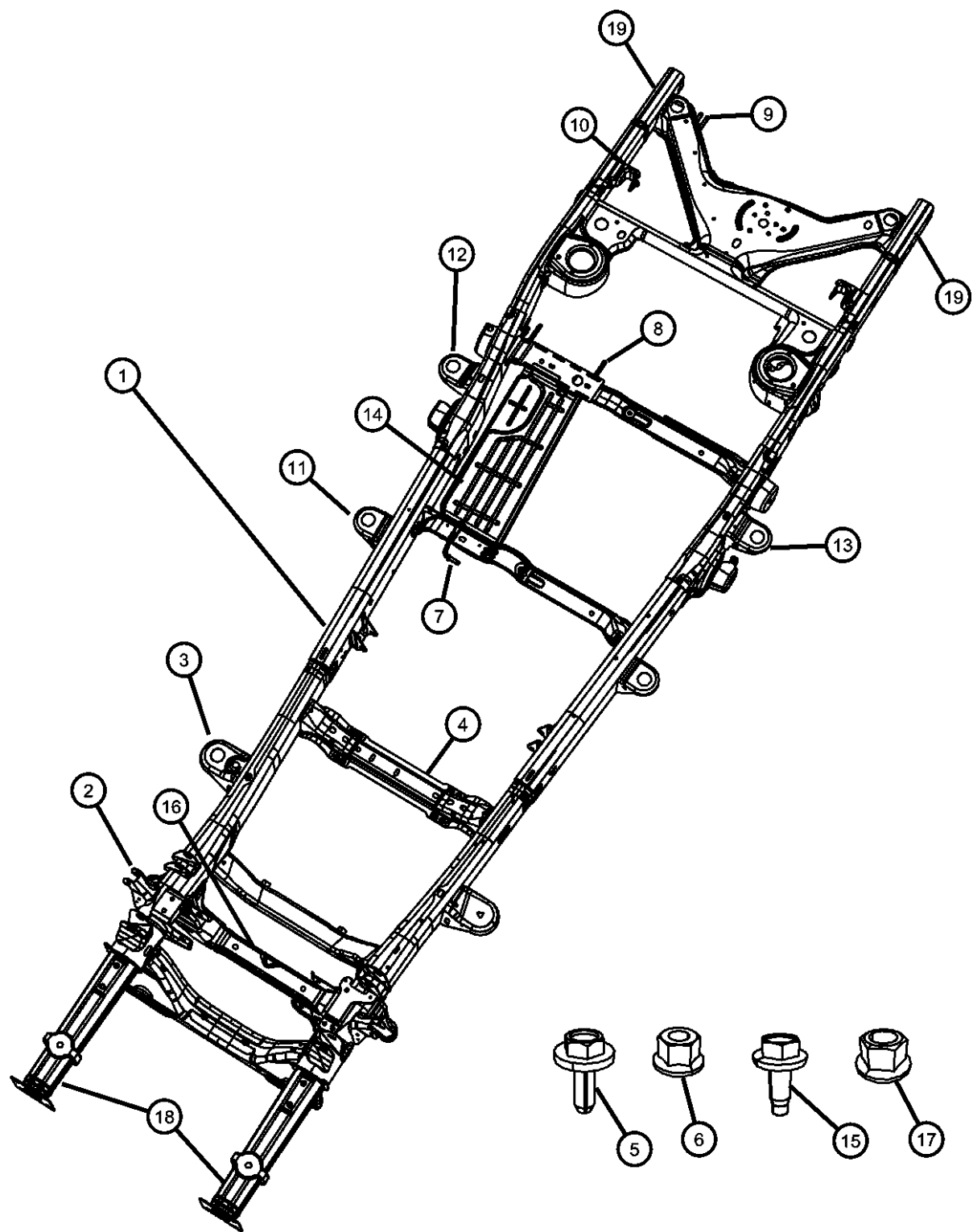


Group - 13 Frames and Bumpers

Illustration Title	Group-Fig. No.
Frames	
Frame	Fig. 13 - 110
Front Bumper and Fascia	
Front Fascia	Fig. 13 - 210
Rear Bumper and Fascia	
Rear Fascia.....	Fig. 13 - 310
Body Hold Down	
Body Hold Down	Fig. 13 - 510
Trailer Tow	
Trailer Tow	Fig. 13 - 610

013-100 Frames	013-200 Front Bumper and Fascia	013-300 Rear Bumper and Fascia	013-500 Body Hold Down
			
013-600 Trailer Tow			
			

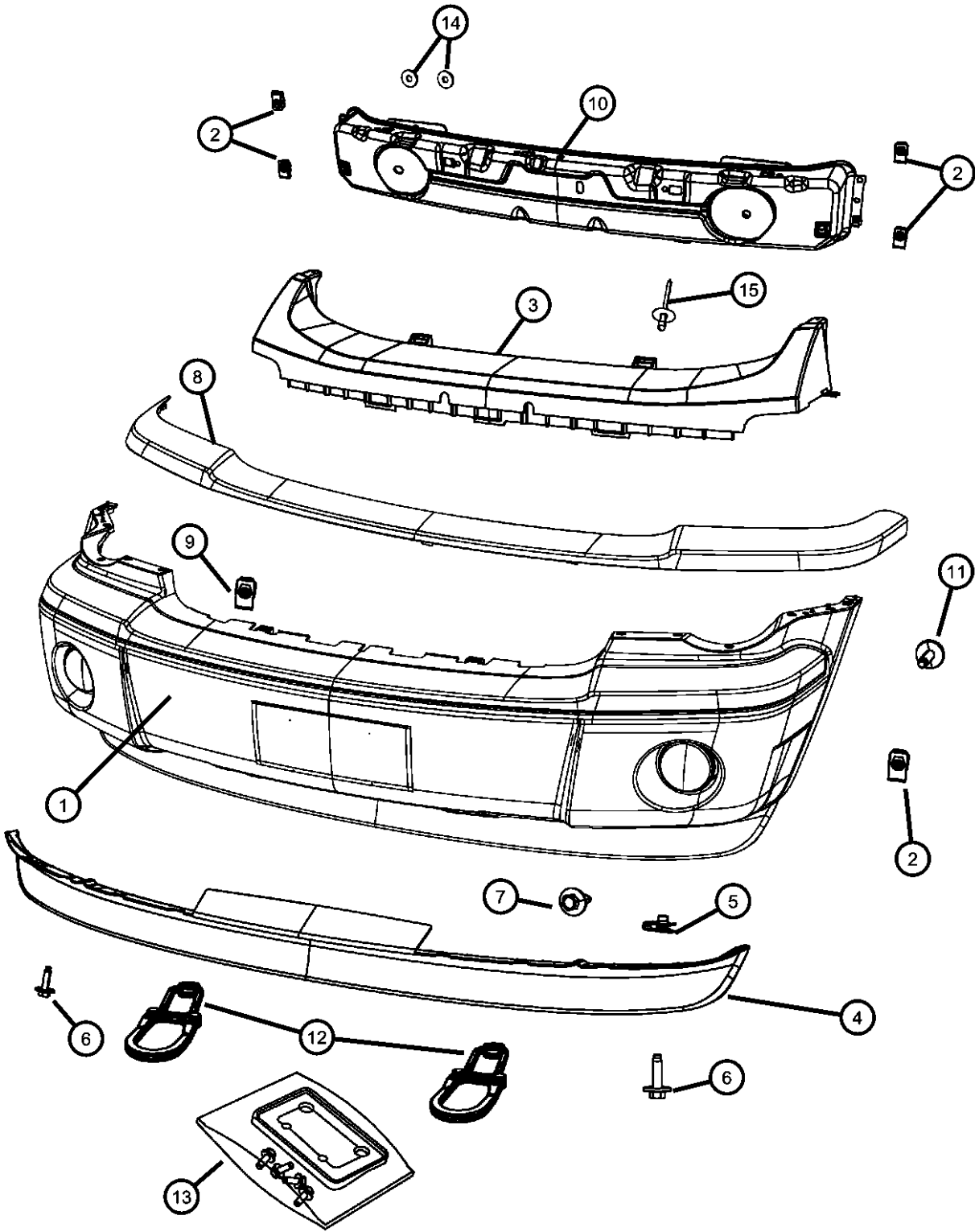
Frame
Figure 13-110



ITEM	PART NUMBER	QTY	LINE	SERIES	BODY	ENGINE	TRANS	TRIM	DESCRIPTION
1	52855537AE	1	1, 5		74				FRAME, Chassis
2									BRACKET, Shock Absorber
	52021510AC	1	1, 5		74				Right
	52021511AC	1	1, 5		74				Left
3									BRACKET, Body Mount
	05136160AA	1	1, 5		74				Right
	05136161AC	1	1, 5		74				Left
4	05136159AA	1	1, 5		74				CROSSMEMBER, Transmission
5	06101060	8	1, 5		74				SCREW AND WASHER, Hex Head, M10x1.5x30, To Transmission Crossmember
6	06502696	8							NUT, Hex Flange Lock, M14x1.50, Transmission Crossmember to Frame
7	52113526AC	1	1, 5		74				ROD, Exhaust Pipe Support
8	52113527AB	1	1, 5		74				ROD, Exhaust Pipe Support
9	05137546AA	1	1, 5		74				HANGER, Exhaust
10									BRACKET, Shock Mounting
	52021688AC	1	1, 5		74				Right
	52021689AC	1	1, 5		74				Left
11	52021545AB	2	1, 5		74				BRACKET, Body Mount
12	52021548AB	1	1, 5		74				BRACKET, Body Mount
13	52021549AC	1	1, 5		74				BRACKET, Body Mount
14	52113437AD	1	1, 5		74				SHIELD, Heat, Muffler
15	06505243AA	4	1, 5		74				SCREW, M6x1x20, Heat Shield
16	52113975AA	1	1, 5		74				CROSSMEMBER, Underbody
17	06502697	2							NUT, Hex Flange Lock, M12x1.75, Crossmember to Frame
18	05136095AB	2	1, 5		74				RAIL PACKAGE, FrontRight & Left
19	05143193AA	1	1, 5		74				RAIL PACKAGE, RearRight & Left

ASPEN (HG)				
SERIES	LINE	BODY	ENGINE	TRANSMISSION
P = PREMIUM	1 = Lt. Duty DODGE 2WD 5 = Lt. Duty DODGE 4WD	74 = SPORT UTILITY 4-DR TYPE #4	EVA = 4.7L V8 MPI Engine EVD = 4.7L V8 FFV Engine EZB = 5.7L Hemi Multi Displacement Engine	DGQ = 5-Spd Automatic 545RFE Transmission

Front Fascia
Figure 13-210

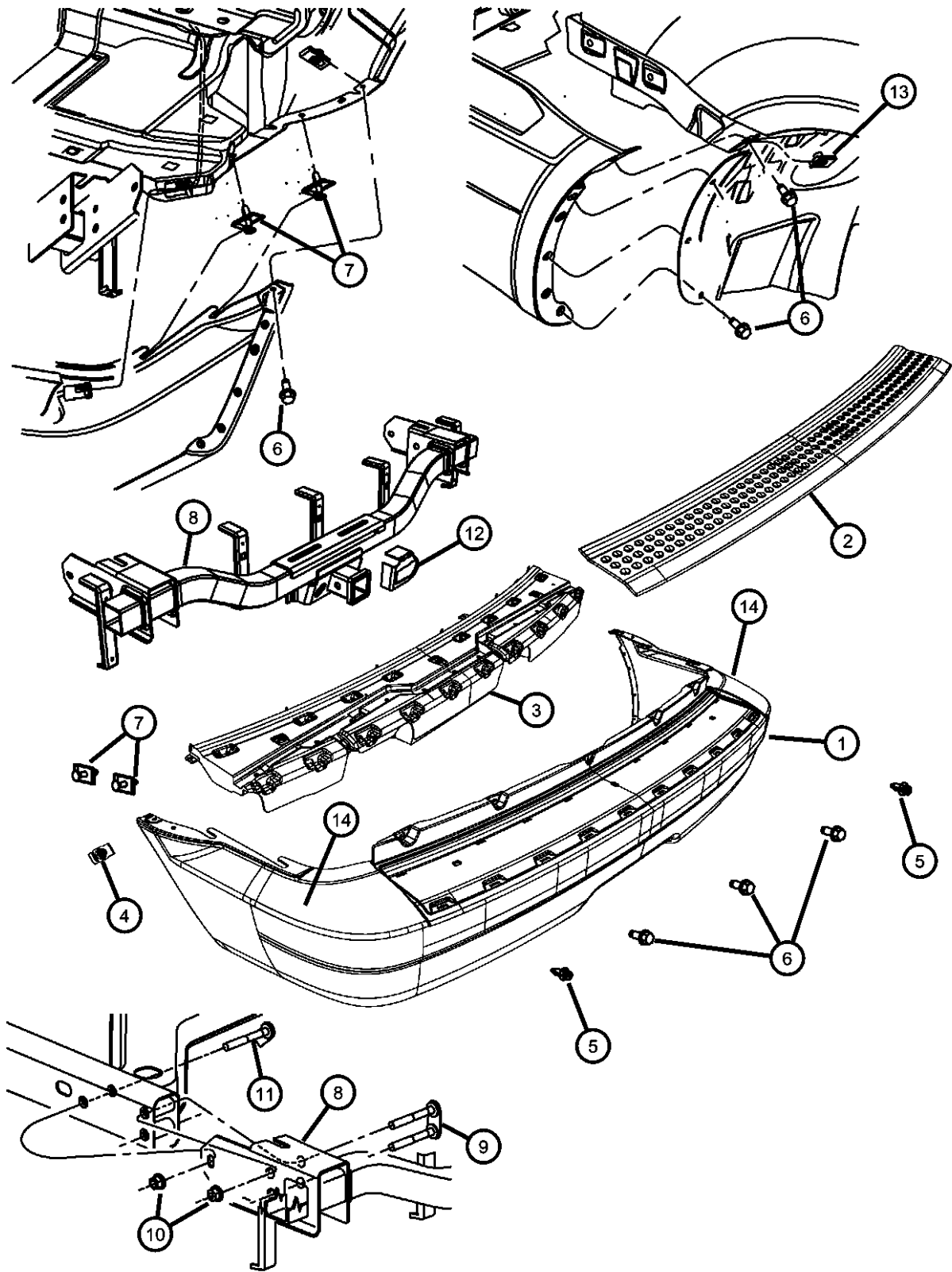


ITEM	PART NUMBER	QTY	LINE	SERIES	BODY	ENGINE	TRANS	TRIM	DESCRIPTION
1	68002913AA	1	1, 5		74				FASCIA, Front, Primed With Tow Hooks [XEA]
	68002921AA	1	1, 5		74				Without Tow Hooks [XEA]
2	06507559AA	6	1, 5		74				U-NUT, M6 x 1.00, M6x1.00
3	68002914AA	1	1, 5		74				SUPPORT, Front Fascia
4	68002901AA	1	1, 5		74				AIR DAM
5	06507559AA	9	1, 5		74				U-NUT, M6 x 1.00, M6x1.00
6	06508315AA	9	1, 5		74				SCREW
7	06506579AA	4	1, 5		74				SCREW, Tapping
8	68002917AA	1	1, 5		74				NERF, Fascia, Bright
9	68002905AA	13	1, 5		74				CLIP, Fascia, Attach Nerf
10	55364673AC	1	1, 5		74				BEAM, Front Bumper
11	06508315AA	9	1, 5		74				SCREW
12	55398121AA	2	5		74				HOOK, Tow
13	55364761AB	1	1, 5		74				KIT, License Plate, Fastener
14	06100056	6	1, 5		74				NUT AND WASHER, Hex, M12x1.75
15	68048610AA	4	1, 5		74				RIVET

ASPEN (HG)				
SERIES	LINE	BODY	ENGINE	TRANSMISSION
P = PREMIUM	1 = Lt. Duty DODGE 2WD 5 = Lt. Duty DODGE 4WD	74 = SPORT UTILITY 4-DR TYPE #4	EVA = 4.7L V8 MPI Engine EVD = 4.7L V8 FFV Engine EZB = 5.7L Hemi Multi Displacement Engine	DGQ = 5-Spd Automatic 545RFE Transmission

AR = use ase required - = Non illustrated part

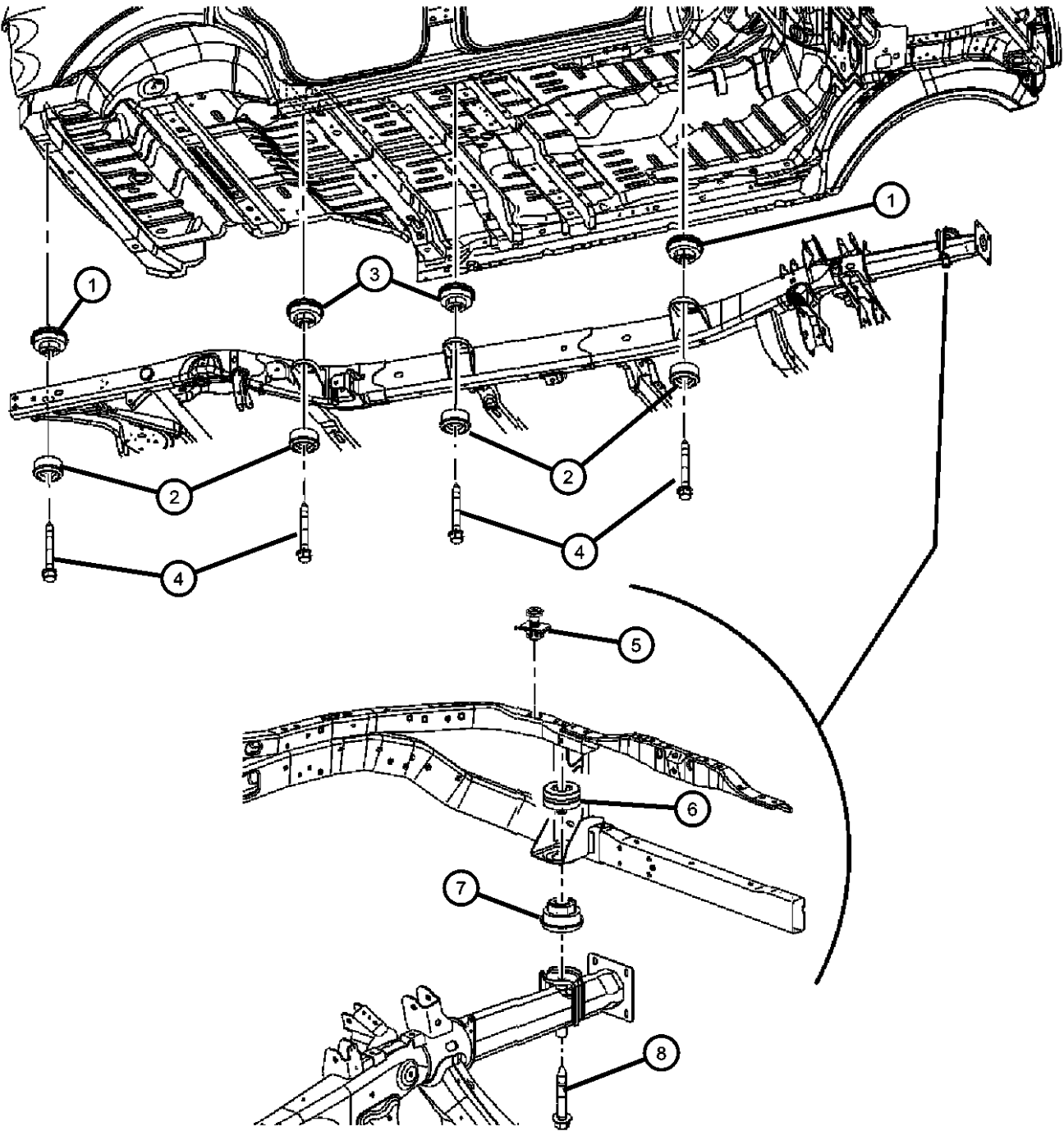
Rear Fascia
Figure 13-310



ITEM	PART NUMBER	QTY	LINE	SERIES	BODY	ENGINE	TRANS	TRIM	DESCRIPTION
1	68002926AA	1	1, 5		74				FASCIA, Rear, Primed Without Parksense [XAA]
	68002935AA	1	1, 5		74				With Parksense [XAA]
2	68002930AA	1	1, 5		74				SCUFF PAD, Rear Fascia
3	68002927AA	1	1, 5		74				SUPPORT, Rear Fascia
4	06507559AA	6	1, 5		74				U-NUT, M6 x 1.00, M6x1.00
5	04857345AA	2	1, 5		74				FASTENER, Tail Lamp, .190-16 x .625
6	06508315AA	9	1, 5		74				SCREW
7	55157112AB	4	1, 5		74				PIN, Push
8									BEAM, Rear Bumper
	55364674AC	1	1, 5		74				Without Hitch
	55364675AD	1	1, 5		74				With Hitch
9	55077696AA	2	1, 5		74				RETAINER, Beam to Frame
10	06502698	6							NUT, Hex Flange Lock, Beam to Fascia
11	55077698AB	2	1, 5		74				RETAINER
12	55364694AA	1	1, 5		74				BOX, Trailer Wiring
13	06508601AA	2	1, 5		74				U-NUT, M6x1.00
14									MOLDING, Fascia
	68002932AA	1	1, 5		74				Right
	68002933AA	1	1, 5		74				Left

ASPEN (HG)				
SERIES	LINE	BODY	ENGINE	TRANSMISSION
P = PREMIUM	1 = Lt. Duty DODGE 2WD 5 = Lt. Duty DODGE 4WD	74 = SPORT UTILITY 4-DR TYPE #4	EVA = 4.7L V8 MPI Engine EVD = 4.7L V8 FFV Engine EZB = 5.7L Hemi Multi Displacement Engine	DGQ = 5-Spd Automatic 545RFE Transmission

Body Hold Down
Figure 13-510

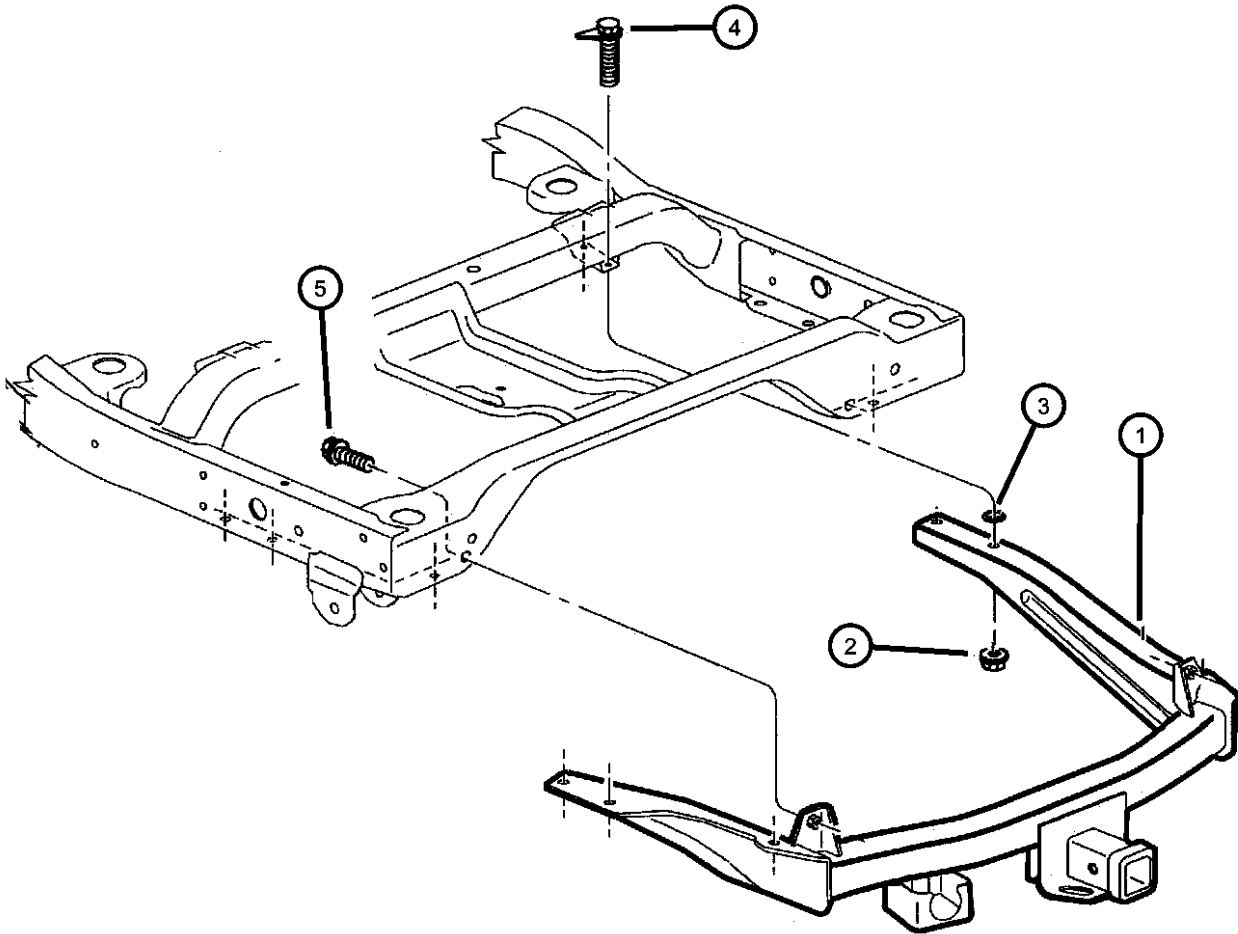


ITEM	PART NUMBER	QTY	LINE	SERIES	BODY	ENGINE	TRANS	TRIM	DESCRIPTION
1	52855572AB	1	1, 5		74				ISOLATOR, Frame To Body
2	55362410AA	8	1, 5		74				ISOLATOR, Cab Underbody Rebound
3	55362403AC	4	1, 5		74				ISOLATOR, Cab Underbody Rebound
4	06501557	8							BOLT, Hex Flange Head, M12x1.75x95.50
5	55364470AB	2	1, 5		74				BUMPER, Hood
6	55364001AA	2	1, 5		74				ISOLATOR, Frame To Body
7	55362298AA	2	1, 5		74				ISOLATOR, Frame To Body
8	06508270AA	2	1, 5		74				SCREW

ASPEN (HG)				
SERIES	LINE	BODY	ENGINE	TRANSMISSION
P = PREMIUM	1 = Lt. Duty DODGE 2WD 5 = Lt. Duty DODGE 4WD	74 = SPORT UTILITY 4-DR TYPE #4	EVA = 4.7L V8 MPI Engine EVD = 4.7L V8 FFV Engine EZB = 5.7L Hemi Multi Displacement Engine	DGQ = 5-Spd Automatic 545RFE Transmission

Trailer Tow
Figure 13-610

ITEM	PART NUMBER	QTY	LINE	SERIES	BODY	ENGINE	TRANS	TRIM	DESCRIPTION
1	82210245	1							RECEIVER KIT, Trailer Tow
2	06100055	4	5		74				NUT AND WASHER, Hex Nut-Coned Washer, M12 x 1.75
3	06100055	4							NUT, (NOT SERVICED)
4	06100055	4							BOLT AND RETAINER, M12X1.75X32.50, (NOT SERVICED)
5	06100055	4							BOLT, Hex Flange Head, M12x1.75x45, (NOT SERVICED)

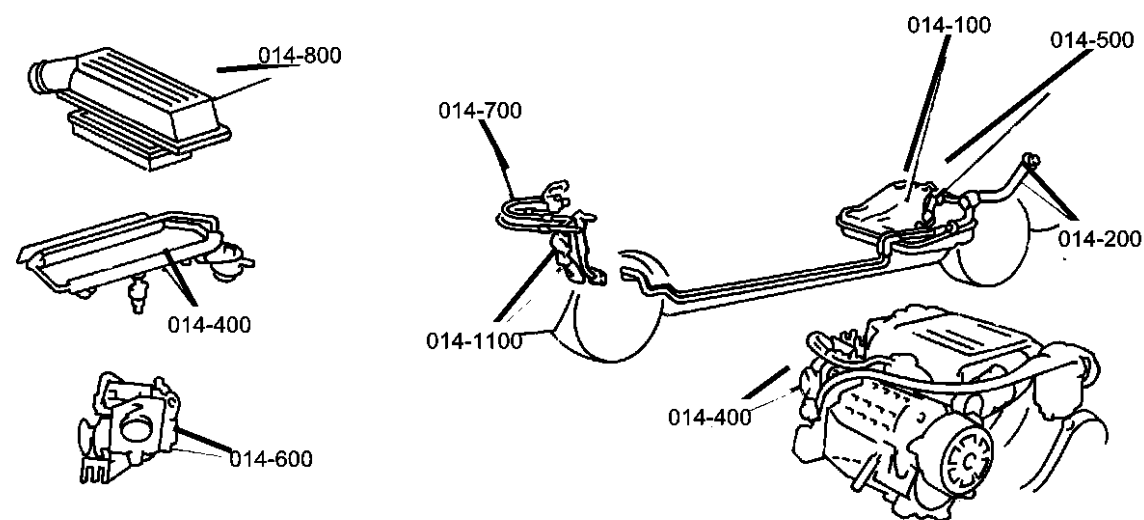


ASPEN (HG)				
SERIES	LINE	BODY	ENGINE	TRANSMISSION
P = PREMIUM	1 = Lt. Duty DODGE 2WD 5 = Lt. Duty DODGE 4WD	74 = SPORT UTILITY 4-DR TYPE #4	EVA = 4.7L V8 MPI Engine EVD = 4.7L V8 FFV Engine EZB = 5.7L Hemi Multi Displacement Engine	DGQ = 5-Spd Automatic 545RFE Transmission

AR = use ase required - = Non illustrated part

Group - 14

Fuel

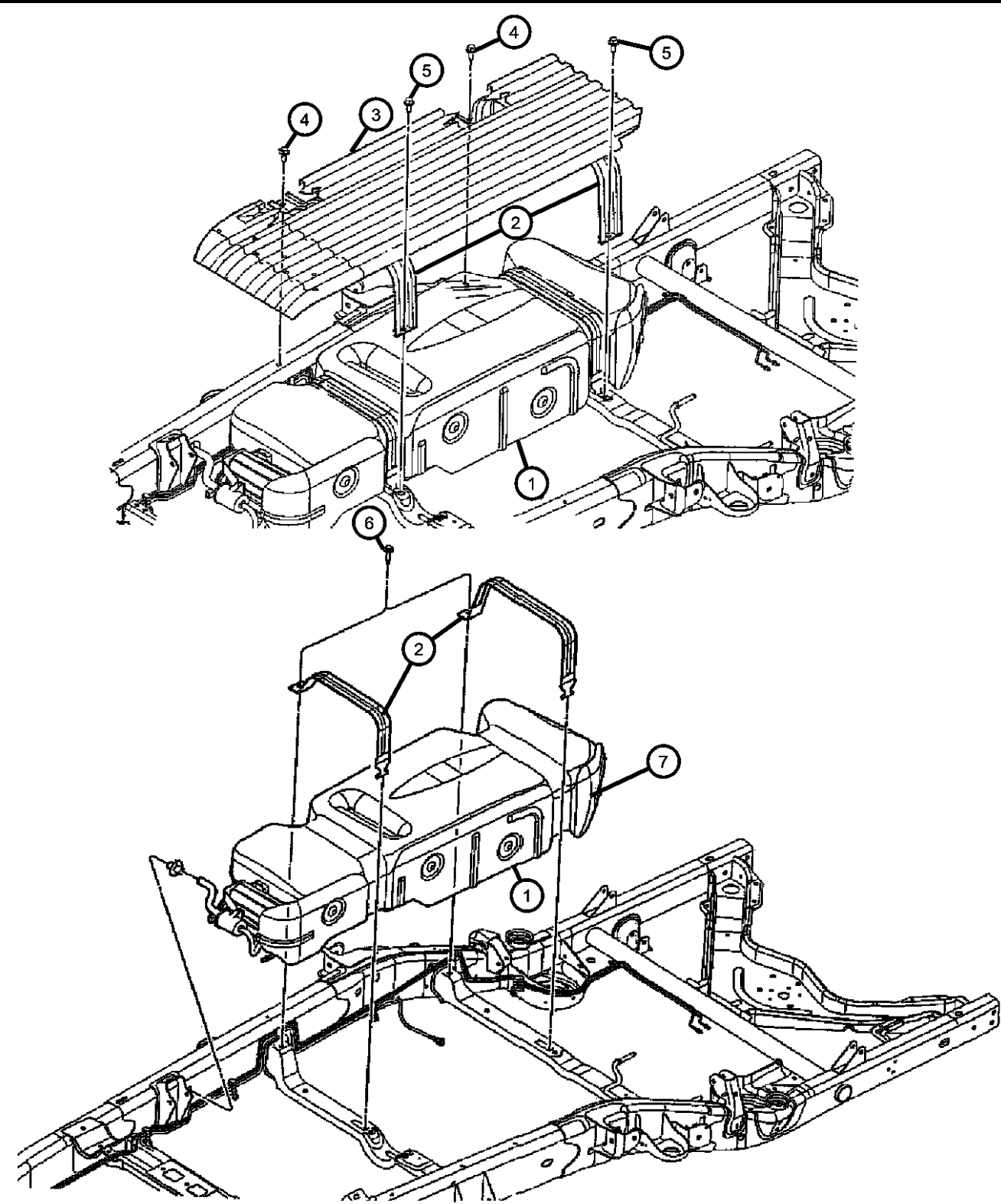


014-100 Tank, Fuel	014-1000 Speed Control	014-1100 Accelerator Pedal	014-200 Fuel Tank Filler Tube
014-300 Fuel Lines	014-400 Fuel Rail	014-500 Fuel Pump and Sending Unit	014-600 Throttle Body
014-700 Throttle Controls	014-800 Air Cleaner		

Group - 14 Fuel

Illustration Title	Group-Fig. No.
Tank, Fuel	
Fuel Tank, 4.7 [EVA][EVD],5.7 [EZ0]	Fig. 14 - 110
Fuel Tank Filler Tube	
Fuel Filler Tube, 4.7L [EVA][EVD] , 5.7L [EZ0]	Fig. 14 - 210
Fuel Lines	
Fuel Lines, Front, 4.7L [EVA][EVD] , 5.7L [EZ0]	Fig. 14 - 310
Fuel Lines, Rear, 4.7 [EVA][EVD] , 5.7L [EZ0]	Fig. 14 - 320
Fuel Rail	
Fuel Rail,4.7L [EVA][EVD] ,5.7L [EZ0].....	Fig. 14 - 410
Fuel Pump and Sending Unit	
Fuel Module,4.7 [EVA][EVD] 5.7L [EZ0].....	Fig. 14 - 510
Throttle Body	
Throttle Body, 4.7 [EVA][EVD] , 5.7L [EZ0].....	Fig. 14 - 610
Throttle Controls	
Throttle Controls, 4.7L [EVA][EVD] , 5.7L [EZ0]	Fig. 14 - 710
Air Cleaner	
Air Cleaner, 4.7 [EVA][EVD] , 5.7L [EZ0]	Fig. 14 - 810
Speed Control	
Speed Control, 4.7L [EVA][EVD] ,	Fig. 14 - 1010
Accelerator Pedal	
Accelerator Pedal,5.7L [EZ0].....	Fig. 14 - 1110
Pedal Brake Power Adjustable.....	Fig. 14 - 1120

Fuel Tank, 4.7 [EVA][EVD],5.7 [EZ0]
Figure 14-110



ITEM	PART NUMBER	QTY	LINE	SERIES	BODY	ENGINE	TRANS	TRIM	DESCRIPTION
1	52855500AA	1	1, 5		74	EVA, EZ0			TANK, Fuel
2									STRAP, Fuel Tank
	52113397AA	1	1, 5		74				Front
	52113398AA	1	1, 5		74				Rear
3	52102835AB	1	5		74				SKID PLATE, Fuel Tank
4	06502501	2	5		74				BOLT, Hex Head, M10x1.50x28
5	06502501	2							SCREW, M8x1.25x25, (NOT SERVICED)
6	06502501	2							SCREW, SCREW, M10X1.50X45.0, (NOT SERVICED)
7									SHIELD, Fuel Tank Heat
	52113396AB	1	1, 5		74	EVA, EZ0			
		1	1, 5		74	EVD			
-8									TUBE, Control Valve to Canister
	52855365AA	1	1, 5		74	EVA, EZ0			
		1	1, 5		74	EVD			

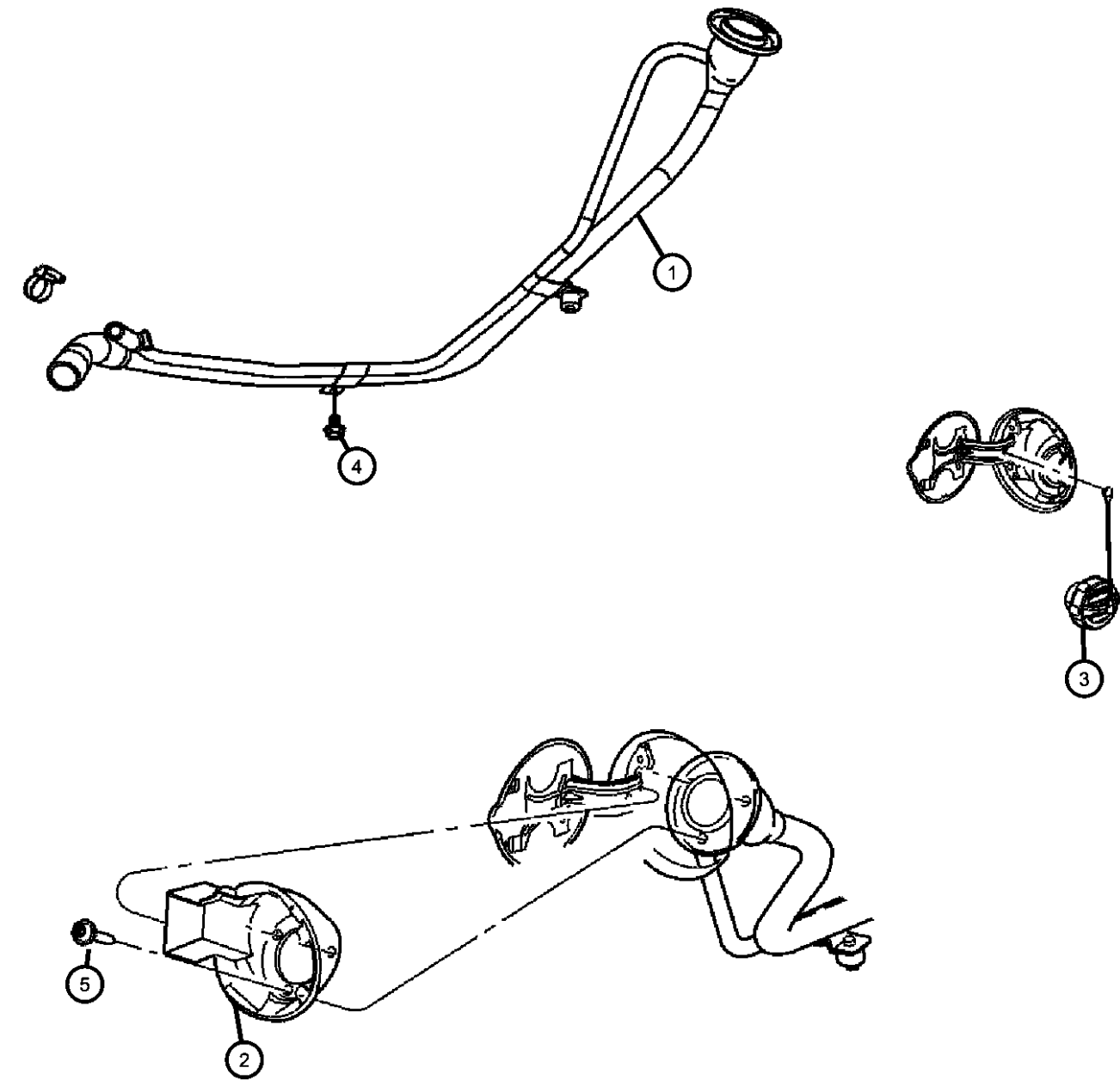
ASPEN (HG)				
SERIES	LINE	BODY	ENGINE	TRANSMISSION
P = PREMIUM	1 = Lt. Duty DODGE 2WD 5 = Lt. Duty DODGE 4WD	74 = SPORT UTILITY 4-DR TYPE #4	EVA = 4.7L V8 MPI Engine EVD = 4.7L V8 FFV Engine EZB = 5.7L Hemi Multi Displacement Engine	DGQ = 5-Spd Automatic 545RFE Transmission

AR = use ase required - = Non illustrated part

Fuel Filler Tube, 4.7L [EVA][EVD] , 5.7L [EZ0]
Figure 14-210

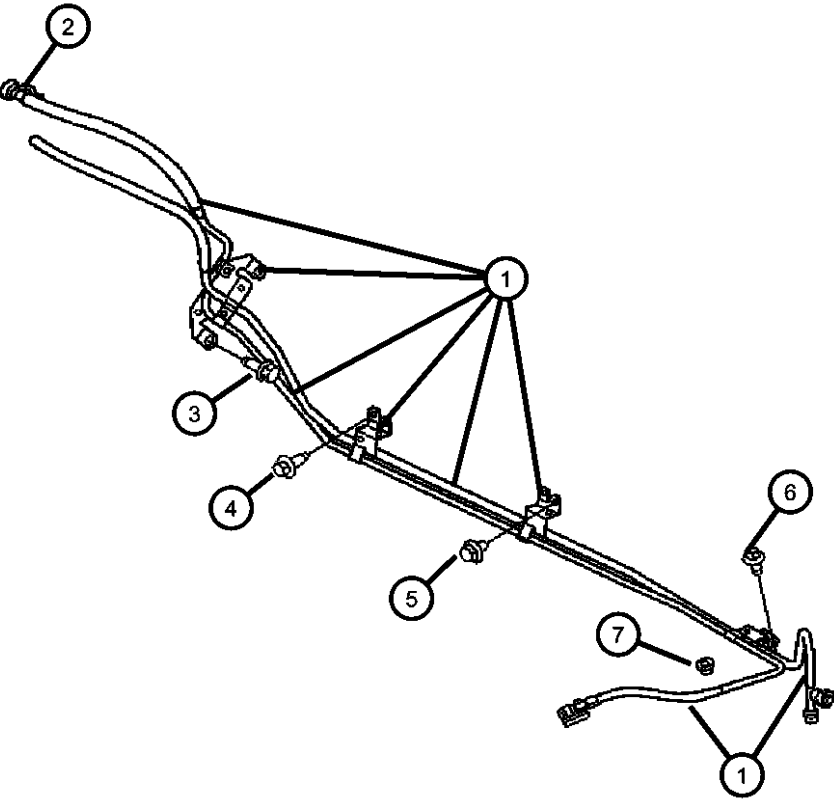
ITEM	PART NUMBER	QTY	LINE	SERIES	BODY	ENGINE	TRANS	TRIM	DESCRIPTION
------	-------------	-----	------	--------	------	--------	-------	------	-------------

1	52855818AB	1	1, 5		74				TUBE, Fuel Filler
2	52855747AA	1	1, 5		74				HOUSING, Fuel Filler
3									CAP, Fuel Filler
	52124512AA	1	1, 5		74	EVA, EZ0			
	52124596AA	1	1, 5		74	EVD			
4	52124596AA	1							SCREW, [M8X1.25X26.00], (NOT SERVICED)
5	52124596AA	1							SCREW, [.190-16X.625], (NOT SERVICED)



ASPEN (HG)				
SERIES	LINE	BODY	ENGINE	TRANSMISSION
P = PREMIUM	1 = Lt. Duty DODGE 2WD 5 = Lt. Duty DODGE 4WD	74 = SPORT UTILITY 4-DR TYPE #4	EVA = 4.7L V8 MPI Engine EVD = 4.7L V8 FFV Engine EZB = 5.7L Hemi Multi Displacement Engine	DGQ = 5-Spd Automatic 545RFE Transmission

Fuel Lines, Front, 4.7L [EVA][EVD] , 5.7L [EZ0]
Figure 14-310

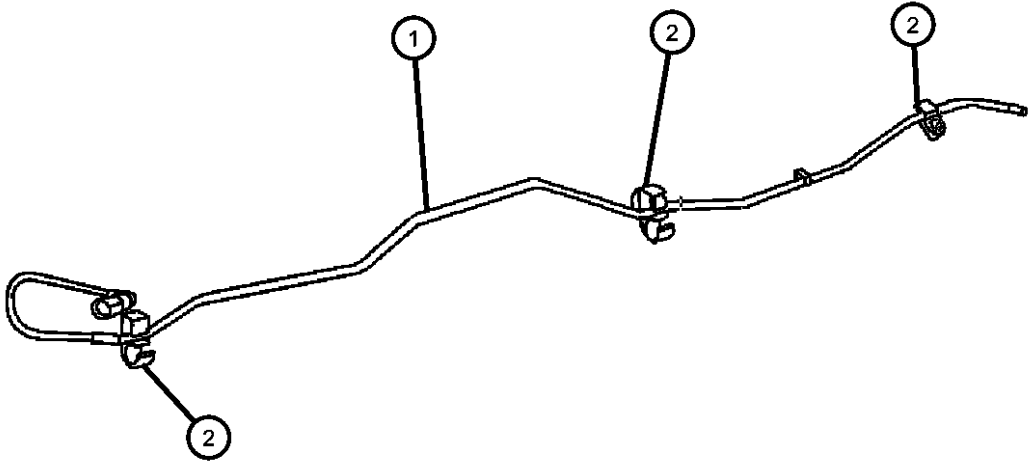


ITEM	PART NUMBER	QTY	LINE	SERIES	BODY	ENGINE	TRANS	TRIM	DESCRIPTION
Note; Sales Codes; [EV0] = All 4.7L Gas Engines [EZ0] = All 5.7L 8 Cylinder Gas Engines									
1									BUNDLE, Fuel Supply and Vapor Line, Includes Vapor Line
	52855358AF	1	5		74	EV0			
	52855359AF	1	1		74	EV0			
	52855360AF	1	5		74	EZ0			
	52855361AF	1	1		74	EZ0			
2									CLIP, Fuel Line, Also Serviced In Item 1
	52855441AA	2	5		74	EV0			
		2	1		74	EV0			
		2	5		74	EZ0			
		2	1		74	EZ0			
3									SCREW AND WASHER
	06022266	1	1		74	EV0	DGQ		
		1	5		74	EV0	DGQ		
		1	1		74	EZ0	DGQ		
		1	5		74	EZ0	DGQ		
4		1							SCREW, M6x1.00x16.50, (NOT SERVICED)
5		1							SCREW, M6x1.50x16.00, (NOT SERVICED)
6	06506230AA	1	1		74	EV0, EZ0			SCREW, Hex Head
7	06506152AA	1	1		74	EV0, EZ0			NUT AND CONED WASHER, Hex, M8x1.25

ASPEN (HG)				
SERIES	LINE	BODY	ENGINE	TRANSMISSION
P = PREMIUM	1 = Lt. Duty DODGE 2WD 5 = Lt. Duty DODGE 4WD	74 = SPORT UTILITY 4-DR TYPE #4	EVA = 4.7L V8 MPI Engine EVD = 4.7L V8 FFV Engine EZB = 5.7L Hemi Multi Displacement Engine	DGQ = 5-Spd Automatic 545RFE Transmission

Fuel Lines, Rear, 4.7 [EVA][EVD] , 5.7L [EZ0]
Figure 14-320

ITEM	PART NUMBER	QTY	LINE	SERIES	BODY	ENGINE	TRANS	TRIM	DESCRIPTION
1	52855240AC	1							TUBE, Fuel
2	52855244AA	4							CLIP, Brake Tube, 4- Tube Position



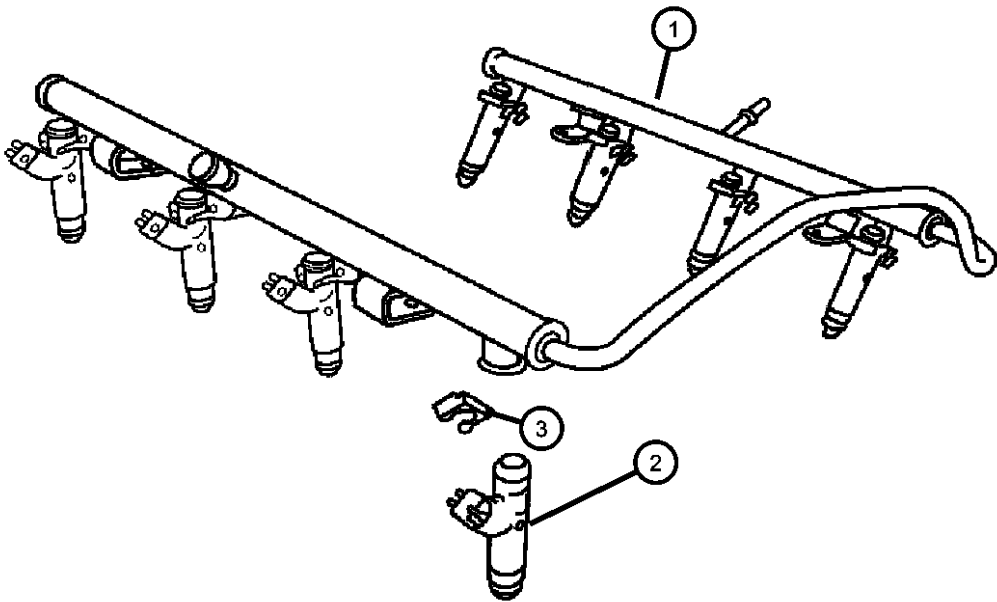
ASPEN (HG) SERIES	LINE	BODY	ENGINE	TRANSMISSION
P = PREMIUM	1 = Lt. Duty DODGE 2WD 5 = Lt. Duty DODGE 4WD	74 = SPORT UTILITY 4-DR TYPE #4	EVA = 4.7L V8 MPI Engine EVD = 4.7L V8 FFV Engine EZB = 5.7L Hemi Multi Displacement Engine	DGQ = 5-Spd Automatic 545RFE Transmission

Fuel Rail,4.7L [EVA][EVD] ,5.7L [EZ0]
Figure 14-410

ITEM	PART NUMBER	QTY	LINE	SERIES	BODY	ENGINE	TRANS	TRIM	DESCRIPTION
------	----------------	-----	------	--------	------	--------	-------	------	-------------

Note; Sales Codes;
[EV0] = All 4.7L Gas Engines
[EZ0] = All 537L 8 Cylinder Gas Engines

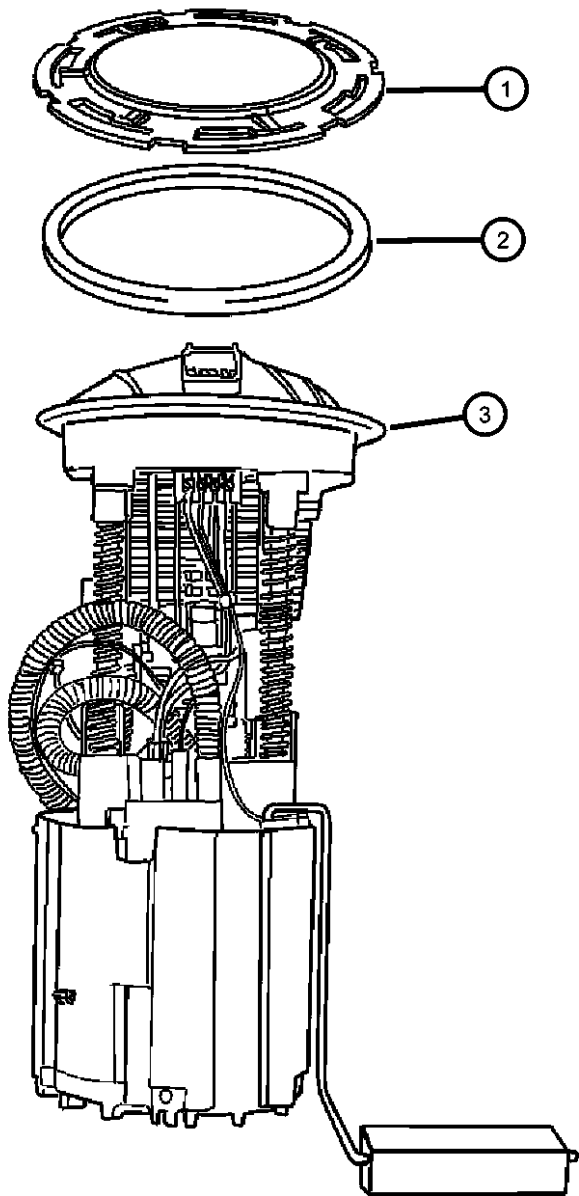
1									RAIL, Fuel
	53032712AD	1	1, 5		74	EZ0			
	53032721AA	1	1, 5		74	EVA, EVD			
2									INJECTOR, Fuel
	53032704AB	8	1, 5		74	EVA, EVD			
	53032713AB	8	1, 5		74	EZ0			
3	53032722AA	8	1, 5		74	EVA, EVD			CLIP, Fuel Injector
-4	06505069AA	4				EZ0			BOLT, Hex Flange Head
-5	06505504AA	4	1, 5		74	EVA, EVD			SCREW



ASPEN (HG)				
SERIES	LINE	BODY	ENGINE	TRANSMISSION
P = PREMIUM	1 = Lt. Duty DODGE 2WD 5 = Lt. Duty DODGE 4WD	74 = SPORT UTILITY 4-DR TYPE #4	EVA = 4.7L V8 MPI Engine EVD = 4.7L V8 FFV Engine EZB = 5.7L Hemi Multi Displacement Engine	DGQ = 5-Spd Automatic 545RFE Transmission

AR = use ase required - = Non illustrated part

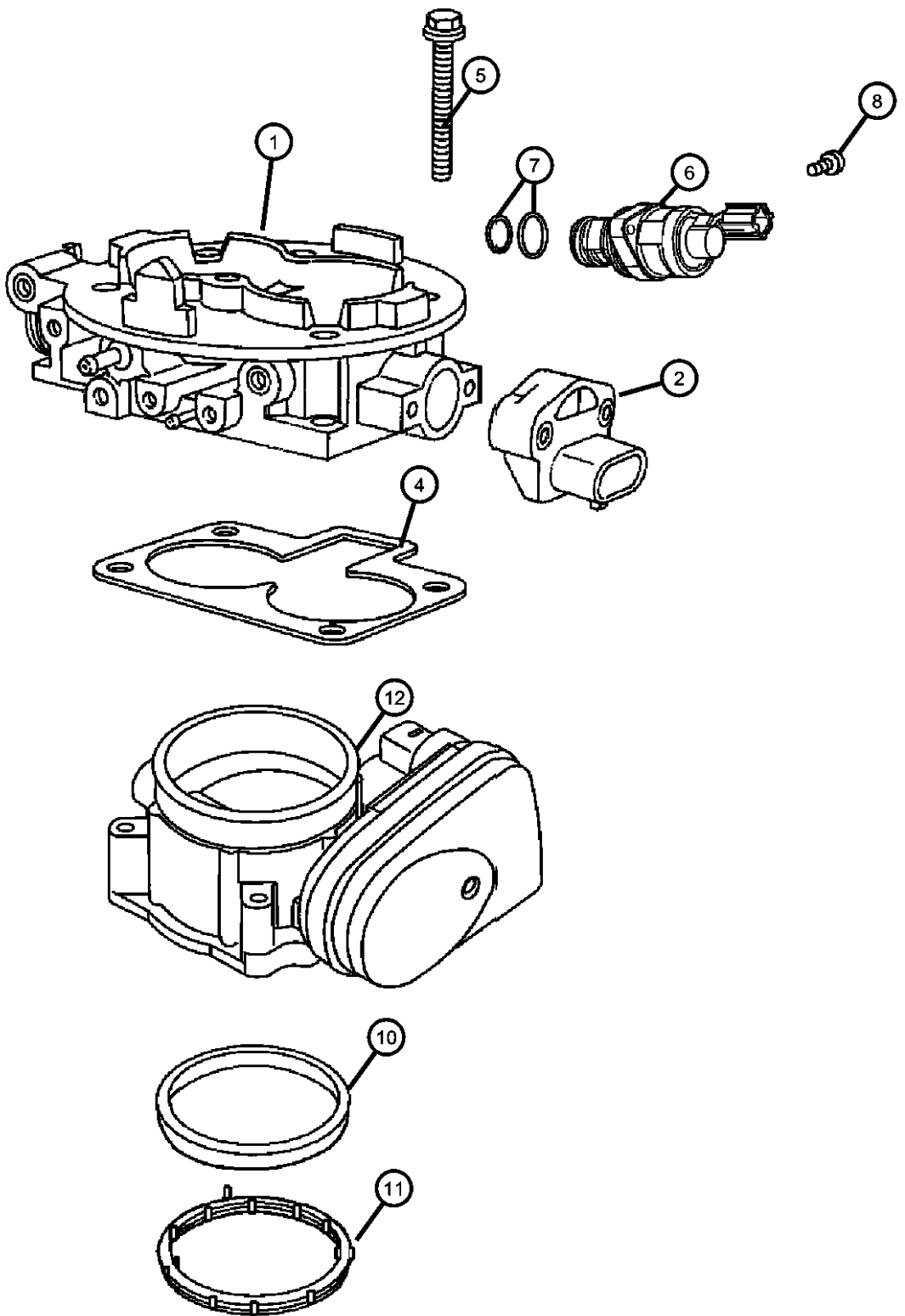
Fuel Module,4.7 [EVA][EVD] 5.7L [EZ0]
Figure 14-510



ITEM	PART NUMBER	QTY	LINE	SERIES	BODY	ENGINE	TRANS	TRIM	DESCRIPTION
1	52110282AA	1	1, 5		74	EVA, EZ0			RING, Lock, Fuel Module
		1	1, 5		74	EVD			
2	52113610AB	1	1, 5		74	EVD			
3	05135549AB	1	1, 5		74	EVA, EZ0			
-4	06506087AA	1							MODULE PACKAGE, Fuel Pump/Level Unit CLIP, Brake Line

ASPEN (HG)		BODY		ENGINE		TRANSMISSION
SERIES	LINE	TYPE #4				
P = PREMIUM	1 = Lt. Duty DODGE 2WD 5 = Lt. Duty DODGE 4WD	74 = SPORT UTILITY 4-DR		EVA = 4.7L V8 MPI Engine EVD = 4.7L V8 FFV Engine EZB = 5.7L Hemi Multi Displacement Engine		DGQ = 5-Spd Automatic 545RFE Transmission

Throttle Body, 4.7 [EVA][EVD] , 5.7L [EZ0]
Figure 14-610



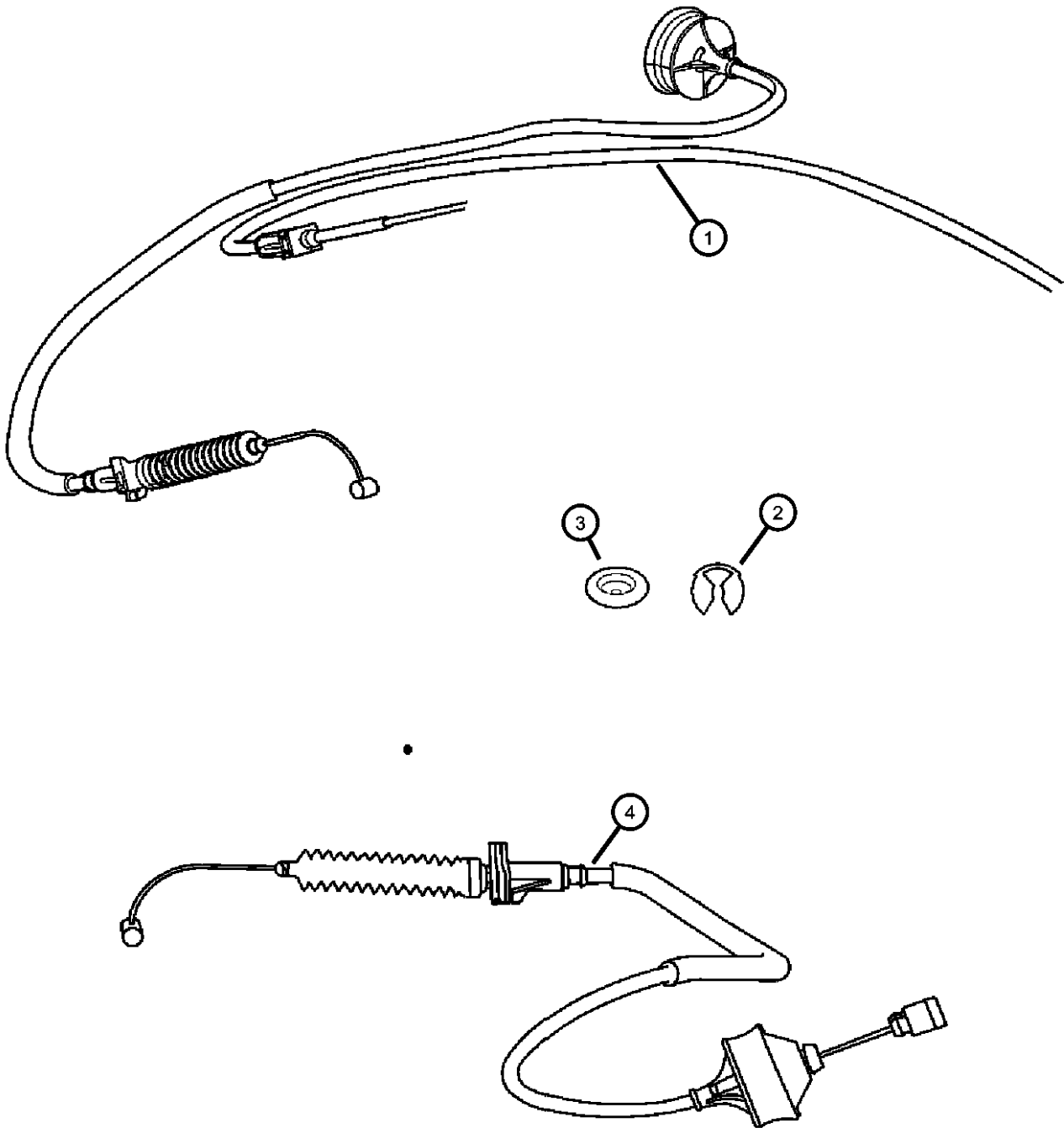
ITEM	PART NUMBER	QTY	LINE	SERIES	BODY	ENGINE	TRANS	TRIM	DESCRIPTION
Note; Sales Codes [EV0]= All 4.7L Gas Engines [EZA] =All 5.7L gas Engine [NZC]= Current Generation Engine Controllers									
1	05114397AA	1	1, 5		74	EVA, EVD			THROTTLE BODY
2	05017479AA	1	1, 5		74	EVA, EVD			SENSOR KIT, Throttle Position
-3	83503642	1	1, 5		74	EVA, EVD			O RING, Throttle Body
4	53030952AB	1	1, 5		74	EV0			GASKET, Throttle Body To Intake
5	53030952AB	1							SCREW, Hex Head, M6 x 1.00 x 40.00, Throttle Body Mounting 4.7L, (NOT SERVICED)
6	04861552AC	1	1, 5		74	EVA, EVD			SOLENOID, Linear IACV
7	05114356AA	1	1, 5		74	EVA, EVD			O RING KIT, Linear Solenoid
8	04778462	2	1, 5		74	EVA, EVD			SCREW, Throttle Position Sensor
-9	05017478AA	1	1, 5		74	EVA, EVD			GASKET, Throttle Body
10	53032455AB	1	1, 5		74	EZ0			SEAL, Throttle Body to Intake
11	53032383AB	1	1, 5		74	EZ0			SEAL, Throttle Body to Intake
12	53032801AB	1				EZ0			THROTTLE BODY, With Throttle Position Sensor

ASPEN (HG)	LINE	BODY	ENGINE	TRANSMISSION
SERIES				
P = PREMIUM	1 = Lt. Duty DODGE 2WD 5 = Lt. Duty DODGE 4WD	74 = SPORT UTILITY 4-DR TYPE #4	EVA = 4.7L V8 MPI Engine EVD = 4.7L V8 FFV Engine EZB = 5.7L Hemi Multi Displacement Engine	DGQ = 5-Spd Automatic 545RFE Transmission

AR = use ase required - = Non illustrated part

Throttle Controls, 4.7L [EVA][EVD] , 5.7L [EZ0]
Figure 14-710

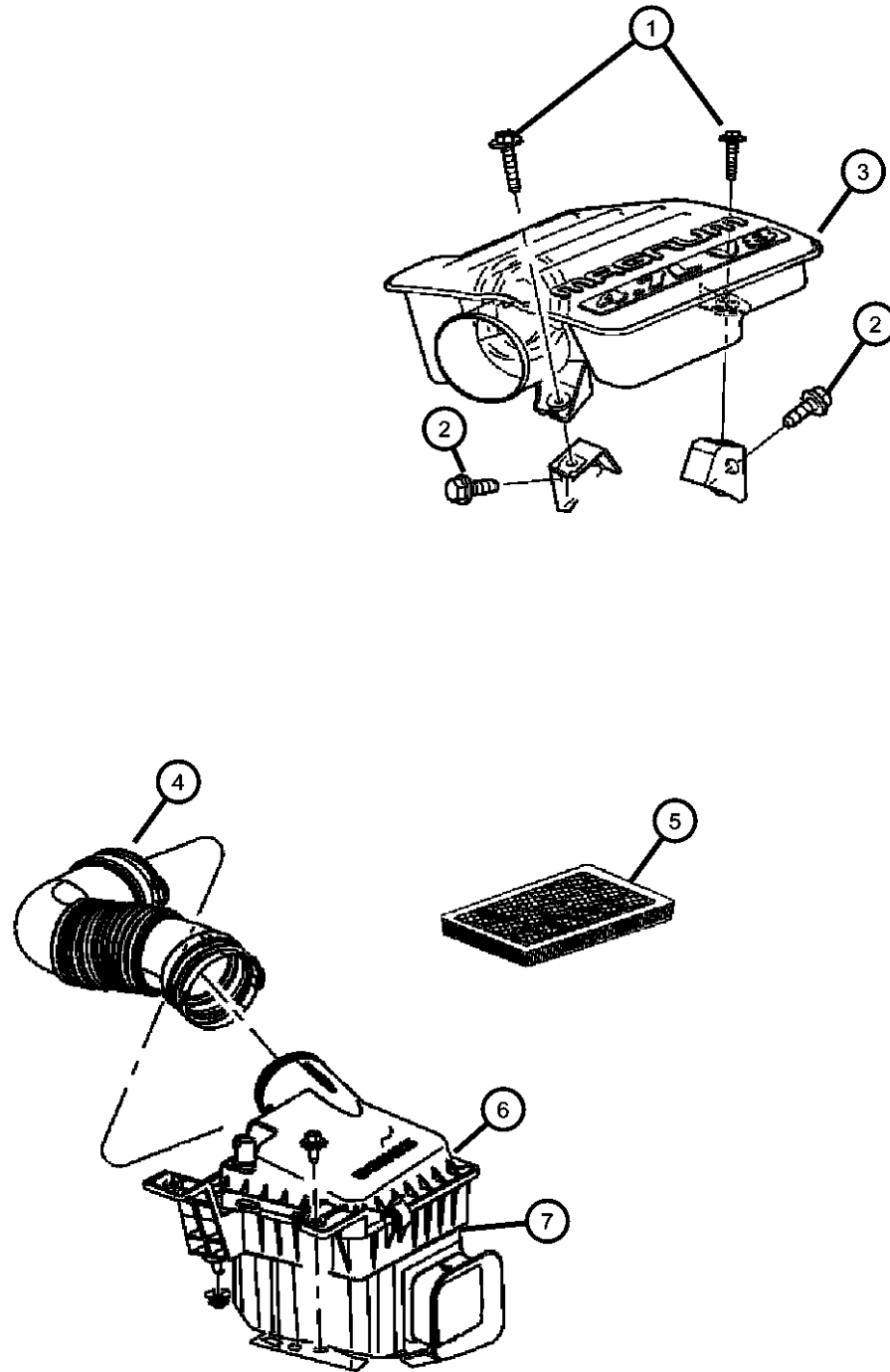
ITEM	PART NUMBER	QTY	LINE	SERIES	BODY	ENGINE	TRANS	TRIM	DESCRIPTION
1	52013012AC	1	1, 5		74	EV0			CABLE, Accelerator
2	00120524	1							CLIP, Cable
3	04780450	1	1, 5		74	EZ0			PLUG
4	05135552AB	1	1, 5		74	EV0			CABLE, Speed Control



ASPEN (HG)	LINE	BODY	ENGINE	TRANSMISSION
SERIES				
P = PREMIUM	1 = Lt. Duty DODGE 2WD 5 = Lt. Duty DODGE 4WD	74 = SPORT UTILITY 4-DR TYPE #4	EVA = 4.7L V8 MPI Engine EVD = 4.7L V8 FFV Engine EZB = 5.7L Hemi Multi Displacement Engine	DGQ = 5-Spd Automatic 545RFE Transmission

AR = use ase required - = Non illustrated part

**Air Cleaner, 4.7 [EVA][EVD] , 5.7L [EZ0]
Figure 14-810**



ITEM	PART NUMBER	QTY	LINE	SERIES	BODY	ENGINE	TRANS	TRIM	DESCRIPTION
Note; Sales Codes [EV0]= All 4.7L Gas Engines [NZC]= Current Generation Engine Controller [EZ0] =All 5.7L Gas Engine									
1	05135552AB	1							SCREW, M6X1.0X35.0, (NOT SERVICED)
2	05135552AB	1							SCREW, M6X1.0X20.00, (NOT SERVICED)
3	53032424AE	1	1, 5		74	EV0			RESONATOR, Air Cleaner
4	53032798AA	1	1, 5		74	EZ0			HOSE, Air Cleaner
5	53032527AB	1	1, 5		74	EV0, EZ0			ELEMENT, Air Cleaner
	VMHB30K1AA								Mopar HEMI 5.7L Maintenance Kit 30,000 Mile (Air/Oil Filters, Plugs, PCV)
	VMHB60K1AA								Mopar HEMI 5.7L Maintenance Kit 60,000 Mile (Air/Oil Filters, Plugs, PCV, Drive Belt, LX Cabin Filter)
6	53032528AE	1	1, 5		74	EV0, EZ0			COVER, Air Cleaner
7	53032529AD	1	1, 5		74	EV0, EZ0			BODY, Air Cleaner
-8	05277576	3	1, 5		74	EV0, EZ0			LATCH, Air Cleaner
-9	04573211	2	1, 5		74	EV0			BUSHING, Isolator Mounting Leg
-10	53032756AA	2	1, 5		74	EV0, EZ0			GROMMET, Air Cleaner
-11	53032799AA	1	1, 5		74	EV0, EZ0			DUCT, Ambient Air
-12	53032463BA	1	1, 5		74	EZ0			RESONATOR, Throttle Body

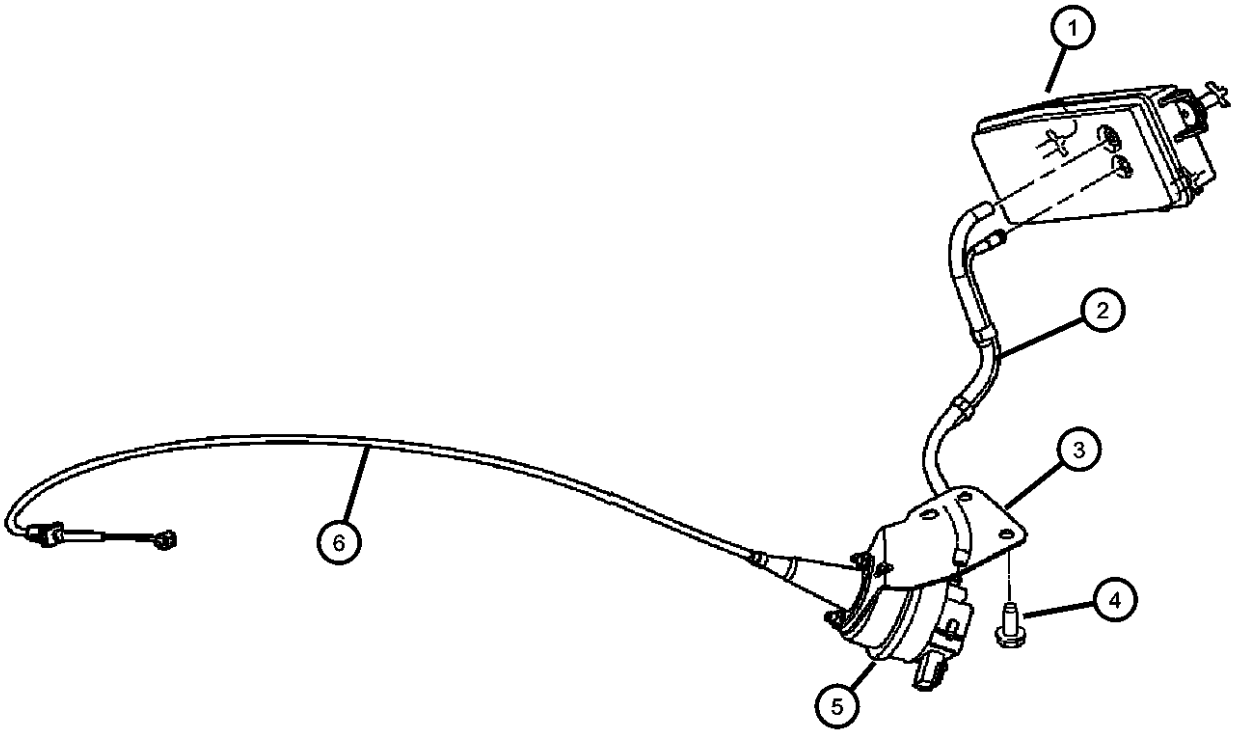
ASPEN (HG)		BODY		ENGINE		TRANSMISSION
SERIES	LINE					
P = PREMIUM	1 = Lt. Duty DODGE 2WD 5 = Lt. Duty DODGE 4WD	74 = SPORT UTILITY 4-DR TYPE #4		EVA = 4.7L V8 MPI Engine EVD = 4.7L V8 FFV Engine EZB = 5.7L Hemi Multi Displacement Engine		DGQ = 5-Spd Automatic 545RFE Transmission

AR = use ase required - = Non illustrated part

2007 HG

Speed Control, 4.7L [EVA][EVD] ,
Figure 14-1010

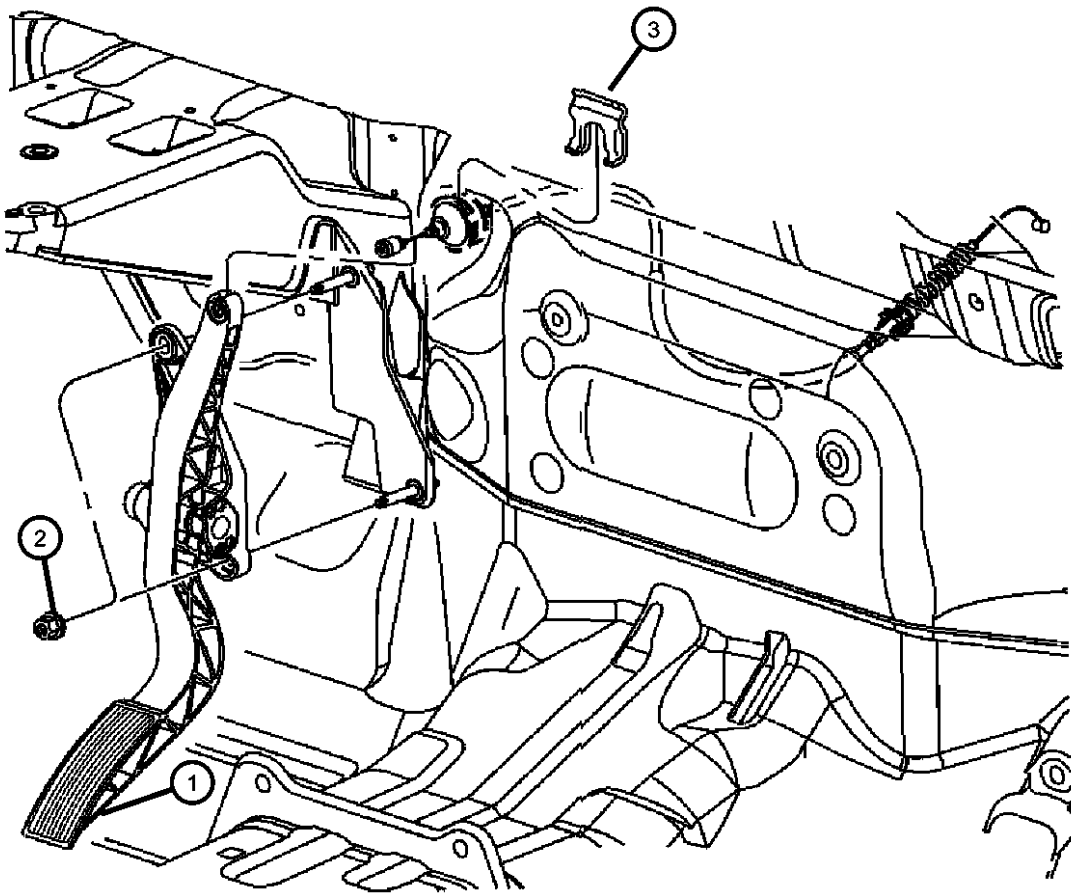
ITEM	PART NUMBER	QTY	LINE	SERIES	BODY	ENGINE	TRANS	TRIM	DESCRIPTION
Note; Sales Codes [EV0]= All 4.7L V-8 Gas Engines [EZA]=All 5.7L Hemi Magnum									
1	52113696AA	1	1, 5		74	EV0			RESERVOIR, Speed Control Vacuum
2	52021708AA	1	1, 5		74	EV0			HARNESS, Speed Control Vacuum
3	05135553AA	1	1, 5		74	EV0			BRACKET, Speed Control Servo
4	06035625	3	1, 5		74	EV0			SCREW
5	04669979	1	1, 5		74	EV0			SERVO, Speed Control
6	05135552AB	1	1, 5		74	EV0			CABLE, Speed Control
-7	06025867	1	1, 5		74	EV0			CLIP, Cable to Servo Attach
-8	06502493	2	1, 5		74	EV0			NUT, Hex Flange Serration, M6x1



ASPEN (HG)				
SERIES	LINE	BODY	ENGINE	TRANSMISSION
P = PREMIUM	1 = Lt. Duty DODGE 2WD 5 = Lt. Duty DODGE 4WD	74 = SPORT UTILITY 4-DR TYPE #4	EVA = 4.7L V8 MPI Engine EVD = 4.7L V8 FFV Engine EZB = 5.7L Hemi Multi Displacement Engine	DGQ = 5-Spd Automatic 545RFE Transmission

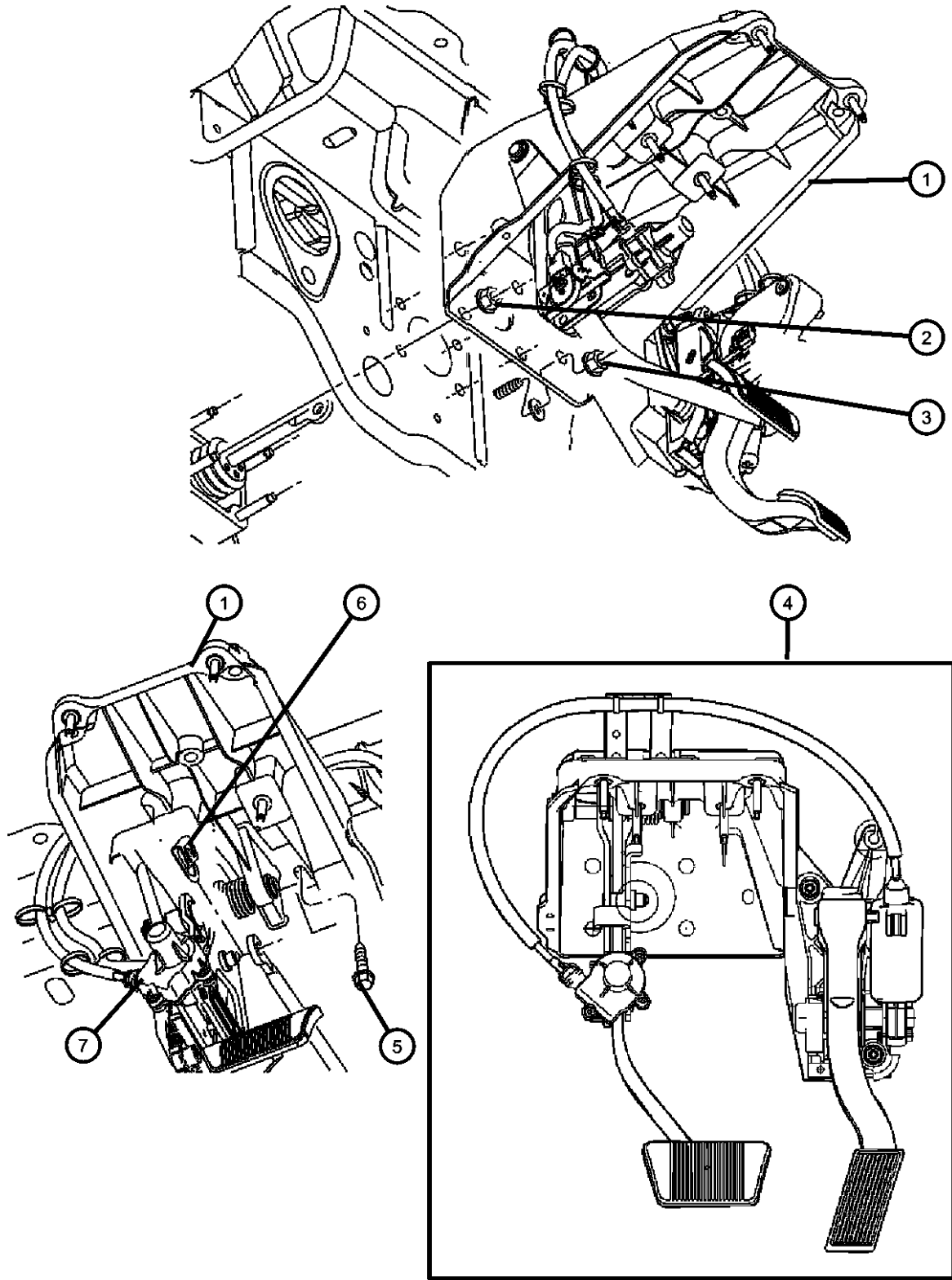
Accelerator Pedal,5.7L [EZ0]
Figure 14-1110

ITEM	PART NUMBER	QTY	LINE	SERIES	BODY	ENGINE	TRANS	TRIM	DESCRIPTION
1	53032907AC	1	1, 5		74	EZ0			PEDAL, Accelerator, Sensor service with pedal assy
2	06101695	2							NUT, Hex Flange Lock
3	00120524	1							CLIP, Cable



ASPEN (HG)				
SERIES	LINE	BODY	ENGINE	TRANSMISSION
P = PREMIUM	1 = Lt. Duty DODGE 2WD 5 = Lt. Duty DODGE 4WD	74 = SPORT UTILITY 4-DR TYPE #4	EVA = 4.7L V8 MPI Engine EVD = 4.7L V8 FFV Engine EZB = 5.7L Hemi Multi Displacement Engine	DGQ = 5-Spd Automatic 545RFE Transmission

Pedal Brake Power Adjustable
Figure 14-1120



ITEM	PART NUMBER	QTY	LINE	SERIES	BODY	ENGINE	TRANS	TRIM	DESCRIPTION
Note: Sales Codes: [EV0]=Engines - All 4.7L [EZ0]=Engines - All 5.7L 8 Cylinder [XAM]=Pedals - Power Adjustable With Memory [XAP]=Pedals - Power Adjustable									
1	55351227AC	1				EV0			BRACKET, Steering Column
		1				EZ0			
2	06506618AA	4							NUT, Hex, M10-1.5, Booster to Dash, Mounting
3	06506618AA	1							NUT, Hex, M10-1.5, Column Bracket to Dash Panel
4									PEDAL ASSEMBLY, Adjustable, Brake and Accelerator
	52855492AC	1				EV0			
	52855493AD	1				EZ0			
5	52855493AD	1							SCREW, Hex Head, Steering Column Support to Plenum [M8x1.25x29.00], (NOT SERVICED)
6	04294036	1							CLIP, Master Cylinder Push Rod Pin, Mounting
7	52855325AB	1							SENSOR, Brake Pedal
-8									NUT
	06505316AA	8	1, 5		74	EVA, EVD			
		8	1, 5		74	EZ0			

ASPEN (HG)	LINE	BODY	ENGINE	TRANSMISSION
SERIES				
P = PREMIUM	1 = Lt. Duty DODGE 2WD 5 = Lt. Duty DODGE 4WD	74 = SPORT UTILITY 4-DR TYPE #4	EVA = 4.7L V8 MPI Engine EVD = 4.7L V8 FFV Engine EZB = 5.7L Hemi Multi Displacement Engine	DGQ = 5-Spd Automatic 545RFE Transmission

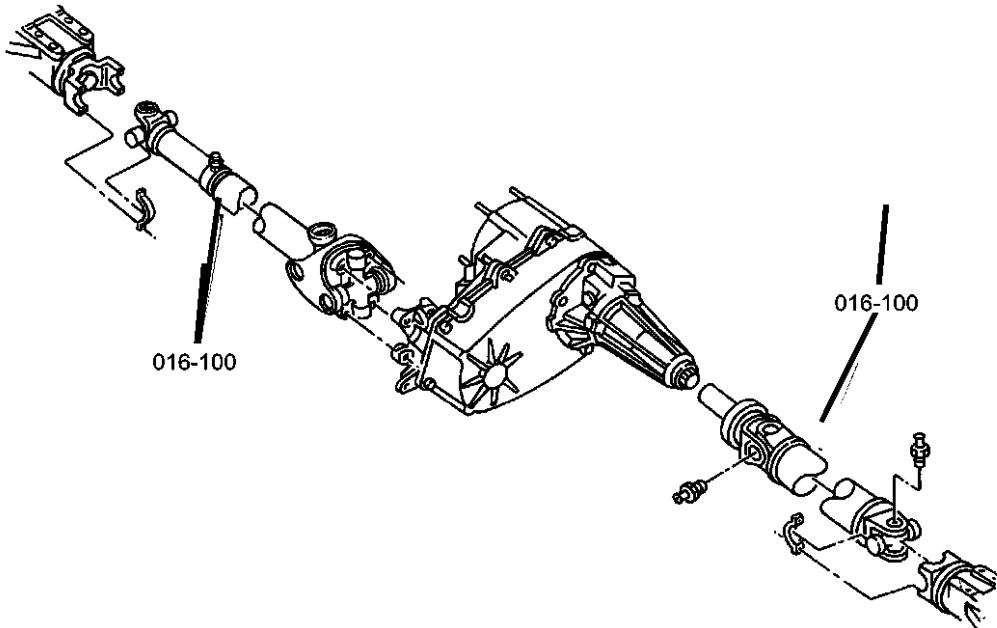
AR = use ase required - = Non illustrated part

Group - 16

Propeller Shafts and U-Joints

Group - 16 Propeller Shafts and U-Joints

Illustration Title	Group-Fig. No.
Propeller Shaft	
Shaft,Propeller,Rear,HG 1	Fig. 16 - 110
Shaft,Propeller,Front and Rear,HG 5	Fig. 16 - 120



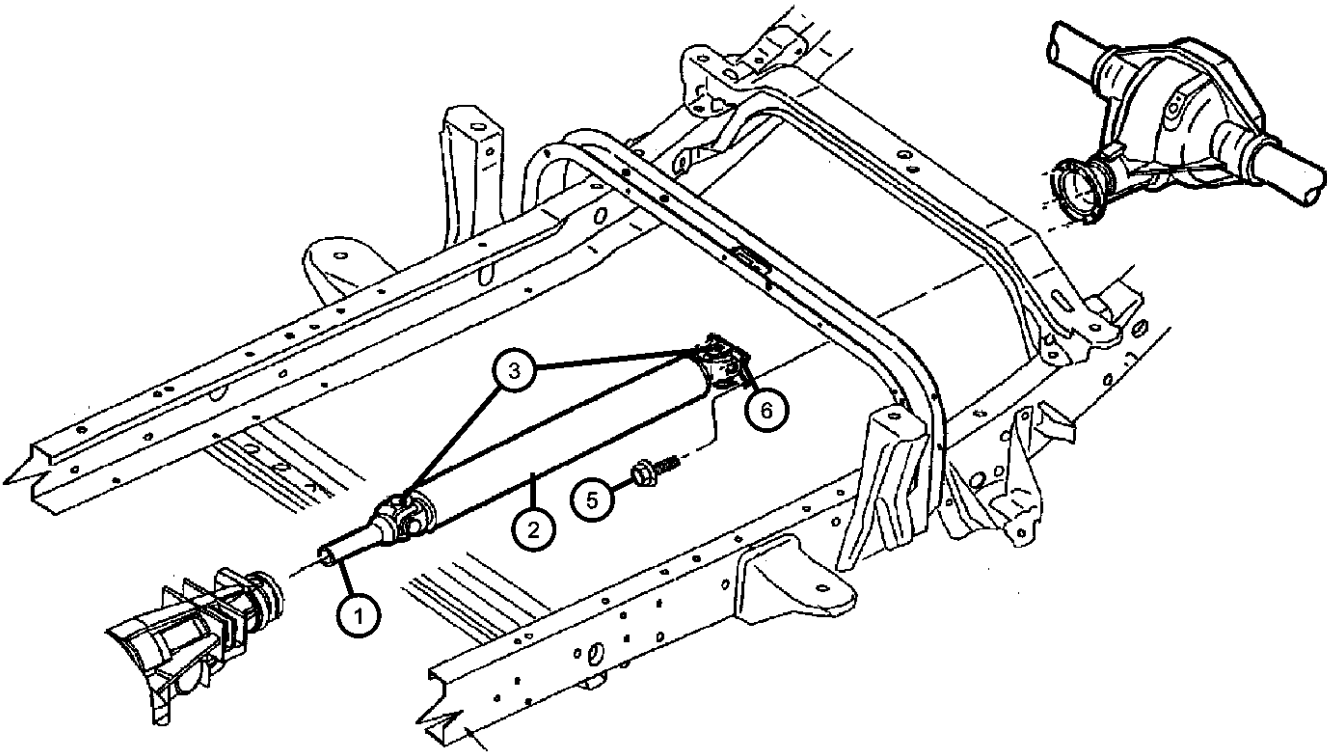
<div><div>016-100</div><div>Propeller Shaft</div><div></div></div>			
--	--	--	--

Shaft,Propeller,Rear,HG 1
Figure 16-110

ITEM	PART NUMBER	QTY	LINE	SERIES	BODY	ENGINE	TRANS	TRIM	DESCRIPTION
------	----------------	-----	------	--------	------	--------	-------	------	-------------

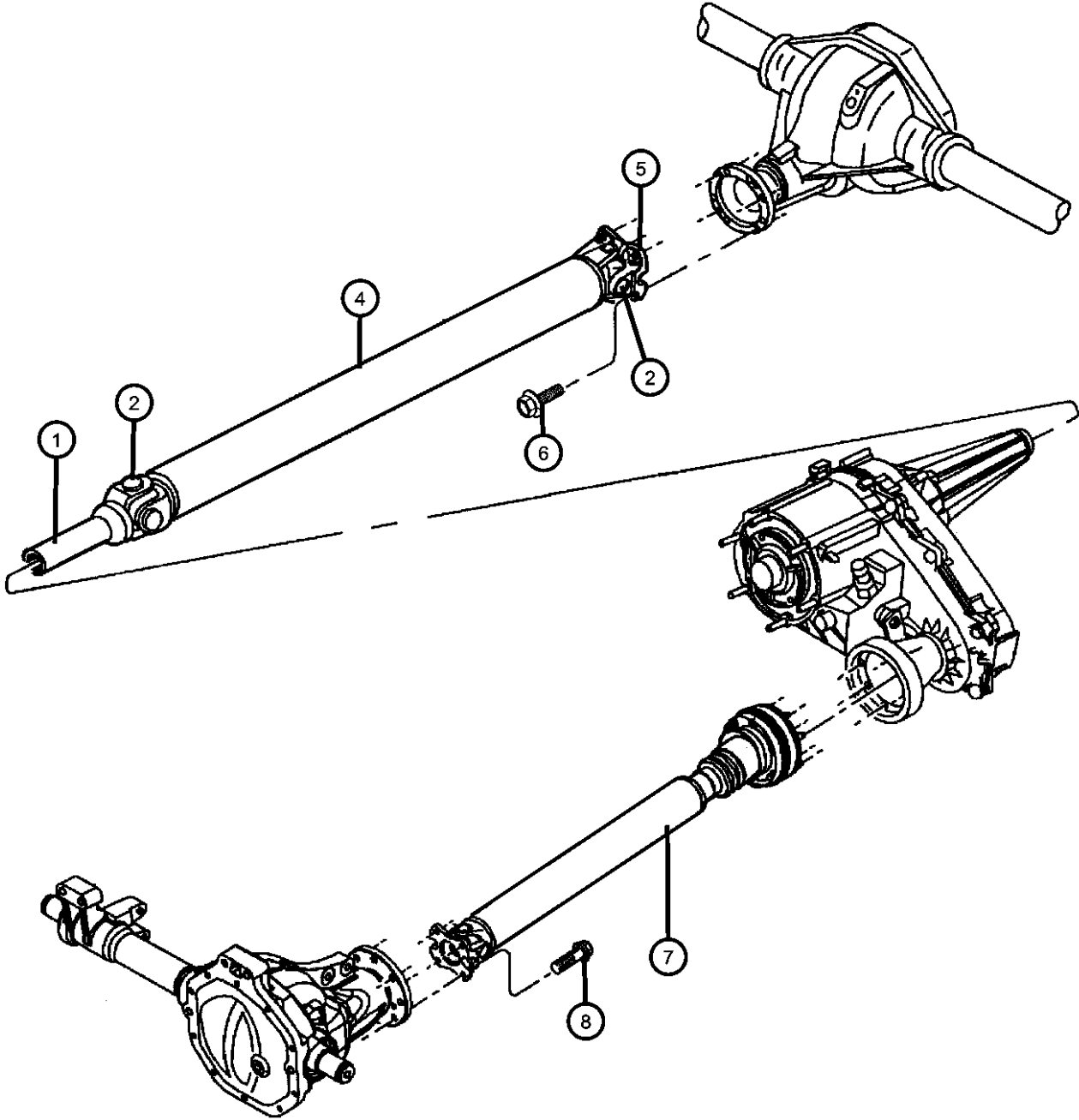
Note:Sales Codes;
[DG0]=Transmissions - All Automatic
[EV0]=Engines - All 4.7L
[EZ0]=Engines - All 5.7L 8 Cylinder

1	05114275AA	1	1		74	EV0, EZ0	DG0		YOKE, Drive Shaft
2	52853017AD	1	1		74	EV0, EZ0	DG0		SHAFT, Drive
3	05093377AB	1	1		74	EV0, EZ0	DG0		U-JOINT PACKAGE
-4	05127829AA	1	1		74	EZ0, EV0	DG0		SNAP RING, U-Joint
5	05191037AA	4	1, 5		74				BOLT, Hex Head, M12, Drive Shaft to Rear Axle Flange, Mounting
6	05093824AB	1	1		74	EV0, EZ0	DG0		FLANGE, Drive Shaft



ASPEN (HG)				
SERIES	LINE	BODY	ENGINE	TRANSMISSION
P = PREMIUM	1 = Lt. Duty DODGE 2WD 5 = Lt. Duty DODGE 4WD	74 = SPORT UTILITY 4-DR TYPE #4	EVA = 4.7L V8 MPI Engine EVD = 4.7L V8 FFV Engine EZB = 5.7L Hemi Multi Displacement Engine	DGQ = 5-Spd Automatic 545RFE Transmission

Shaft,Propeller,Front and Rear,HG 5
 Figure 16-120



ITEM	PART NUMBER	QTY	LINE	SERIES	BODY	ENGINE	TRANS	TRIM	DESCRIPTION
------	-------------	-----	------	--------	------	--------	-------	------	-------------

Note:Sales Codes;
 [DHU]=244 Transfer Case - Electric Shift on the Fly - Part Time
 [DH7]=144 Transfer Case - Electric Shift Single Speed - Full Time
 [DG0]=Transmissions - All Automatic
 [EV0]=Engines - All 4.7L

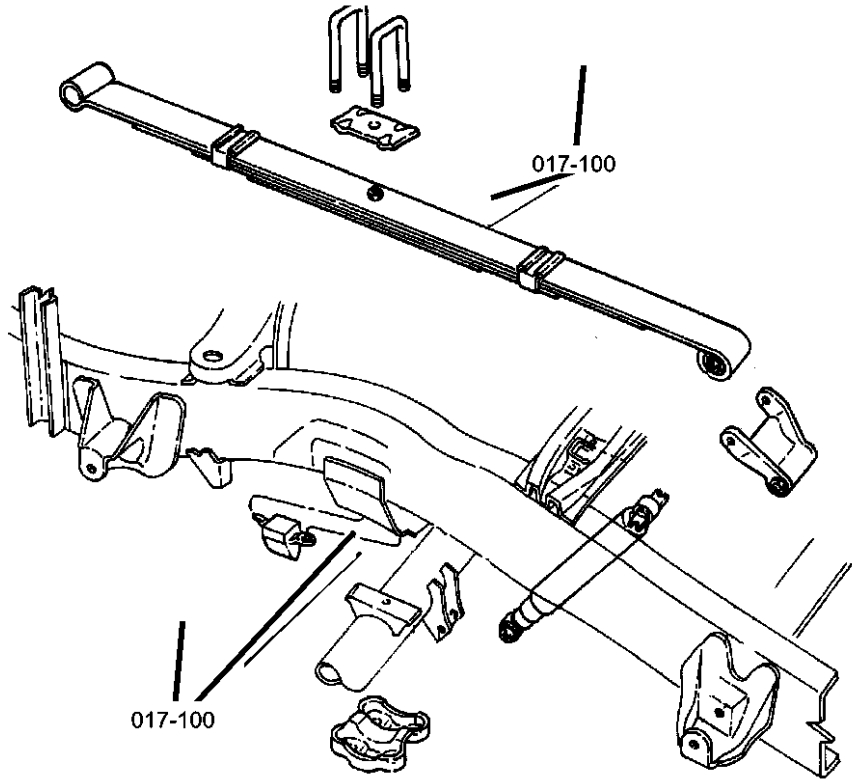
1									YOKE, Drive Shaft
	05114276AA	1	5		74	EV0, EZ0	DG0		[DHU]
		1	5		74	EV0, EZ0	DG0		[DH7]
2									U-JOINT PACKAGE
	05093377AB	1	5		74	EV0, EZ0	DG0		[DHU]
		1	5		74	EV0, EZ0	DG0		[DH7]
-3									SNAP RING
	05127829AA	8	5			EV0, EZ0	DG0		[DHU]
		8	5			EV0, EZ0	DG0		[DH7]
4									SHAFT, Drive
	52853018AD	1	5		74	EV0, EZ0	DG0		[DHU], Rear
	52853039AD	1	5		74	EV0, EZ0	DG0		[DH7], Rear
5									FLANGE, Drive Shaft
	05093824AB	1	5		74	EV0, EZ0	DG0		[DHU]
		1	5		74	EV0, EZ0	DG0		[DH7]
6	05191037AA	4	1, 5		74				BOLT, Hex Head, M12, Rear Drive Shaft to Rear Axle, Mounting
7									SHAFT, Drive
	52123196AA	1	5		74				[DHU]
	52123197AA	1	5		74				[DH7]
8	06506497AA	4	5						BOLT, Hex Head, M12, Front Drive Shaft to Front Axle, Mounting

ASPEN (HG) SERIES P = PREMIUM	LINE 1 = Lt. Duty DODGE 2WD 5 = Lt. Duty DODGE 4WD	BODY 74 = SPORT UTILITY 4-DR TYPE #4	ENGINE EVA = 4.7L V8 MPI Engine EVD = 4.7L V8 FFV Engine EZB = 5.7L Hemi Multi Displacement Engine	TRANSMISSION DGQ = 5-Spd Automatic 545RFE Transmission
--	--	--	---	---

AR = use ase required - = Non illustrated part

Group - 17

Rear Suspension

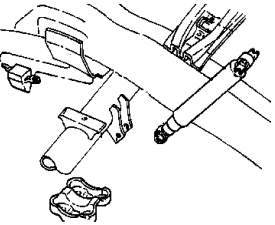
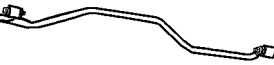


Group - 17 Rear Suspension

Illustration Title Group-Fig. No.

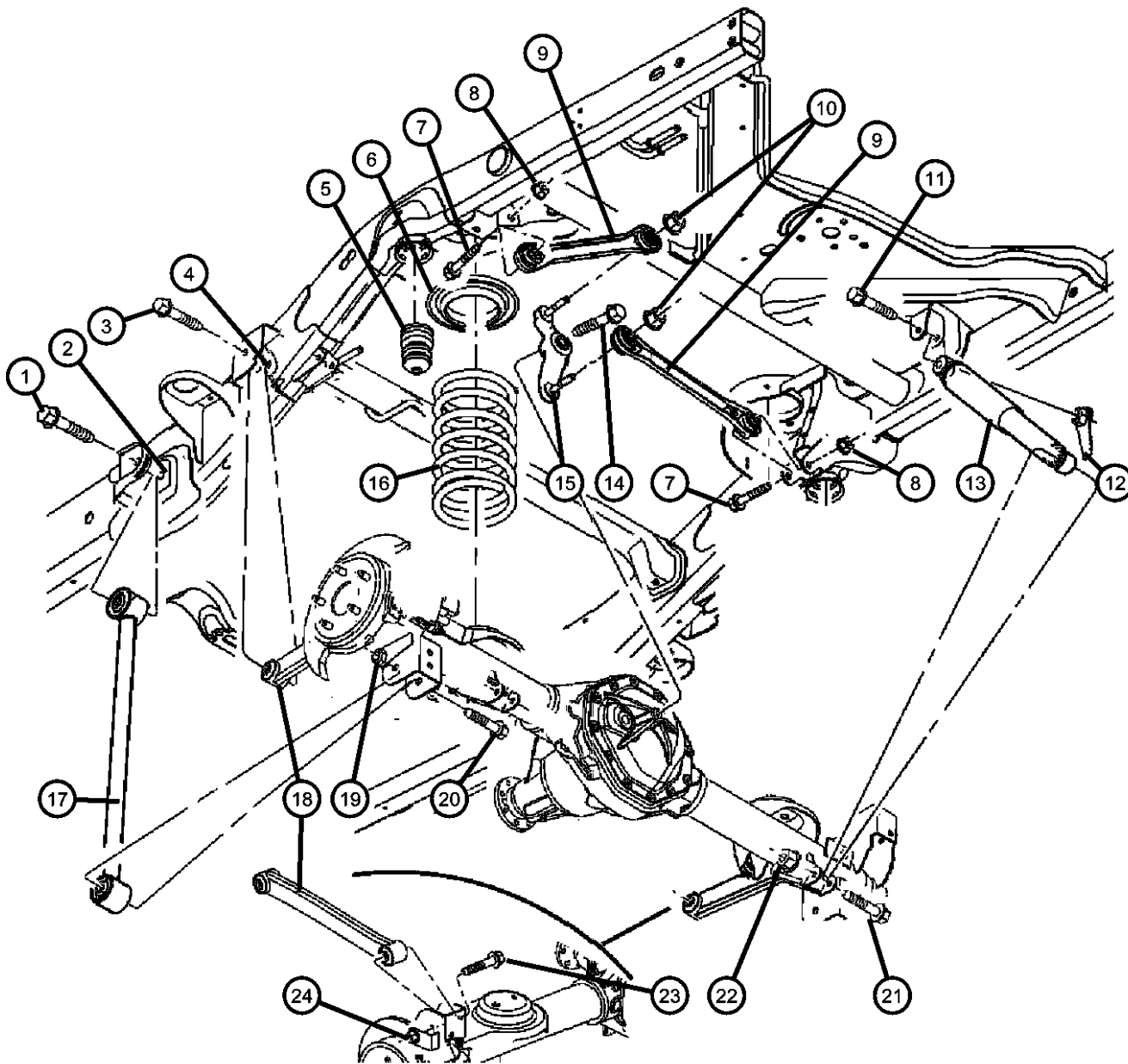
Rear Suspension
Suspension, Rear Springs, Shocks and Control ArmsFig. 17 - 110

Rear Stabilizer
Stablizer Bar, RearFig. 17 - 210

<div>017-100 Rear Suspension</div> 	<div>017-200 Rear Stabilizer</div> 		
---	--	--	--

Suspension, Rear Springs, Shocks and Control Arms

Figure 17-110



ITEM	PART NUMBER	QTY	LINE	SERIES	BODY	ENGINE	TRANS	TRIM	DESCRIPTION
Note: Sales Codes: [EK0] = Engines - All 3.7L V6 [EV0] = Engines - All 4.7L [EZ0] = Engines - All 5.7L 8 Cylinder [ZAR] Through [ZPR] = Spring Sales Codes will be found on Vehicle Identification Number [VIN] Sales Code Listing									
1	06505444AA	2	1, 5		74				SCREW, Hex Flange Head, LCA to Frame, Mounting
2	06508771AA	2	1, 5		74				NUT, LCA to Frame, Mounting
3	06507860AA	2	1, 5		74				SCREW, Hex Flange Head, UCA to Frame, Mounting
4	06507898AA	2	1, 5		74				NUT, Hex, UCA to Frame, Mounting
5	52113268AA	2	1, 5		74				BUMPER, Jounce
6	52113267AA	2	1, 5		74				ISOLATOR, Spring
7	06507951AA	2	1, 5		74				BOLT, Hex Flange Head, Watts Link to Frame, Mounting
8	06102251AA	2	1, 5		74				NUT, M14X2, Watts Link to Frame, Mounting
9	52113261AD	2	1, 5		74				LINK, Trackbar
10	06502835	2	1, 5		74				NUT, Hex Flange, M12x1.75, Watts Link to Bell Crank, Mounting
11	06506147AA	2	1, 5		74				SCREW, Hex Flange Head, M12x1.75x80, Shock to Frame, Mounting
12	06503652	2	1, 5		74				NUT, Hex Flange Lock, M12x1.75, Shock to Frame, Mounting
13									SHOCK ABSORBER, Suspension, Rear
	52855333AE	2	1		74	EV0			[SGB]
	52855334AC	2	5		74	EV0			[SGB]
	52855335AF	2	1		74	EZ0			[SGB]
	52855336AC	2	5		74	EZ0			[SGB]
	52855822AA	2	1		74	EV0			[SGB+TV9]
	68001120AA	2	1		74	EZ0			[SGB+TV9]
	68001121AA	2	5		74	EV0, EZ0			[SGB+TV9]
14	06507830AA	1	1, 5		74				BOLT, Hex Flange Head, Bellcrank to Axle, Mounting
15	52113258AB	1	1, 5		74				BELLCRANK, Trackbar
16									SPRING, Rear Coil
	52855255AB	1	1, 5		74				[ZAR,ZNR]
	52855256AB	1	1, 5		74				[ZBR,ZPR]
	52855257AA	1	1, 5		74				[ZAS,ZNS]
17	52113275AC	2	1, 5		74				ARM, Lower Control, Rear

ASPEN (HG)

SERIES

P = PREMIUM

LINE

1 = Lt. Duty DODGE 2WD

5 = Lt. Duty DODGE 4WD

BODY

74 = SPORT UTILITY 4-DR
TYPE #4

ENGINE

EVA = 4.7L V8 MPI Engine
EVD = 4.7L V8 FFV Engine
EZB = 5.7L Hemi Multi
Displacement Engine

TRANSMISSION

DGQ = 5-Spd Automatic 545RFE
Transmission

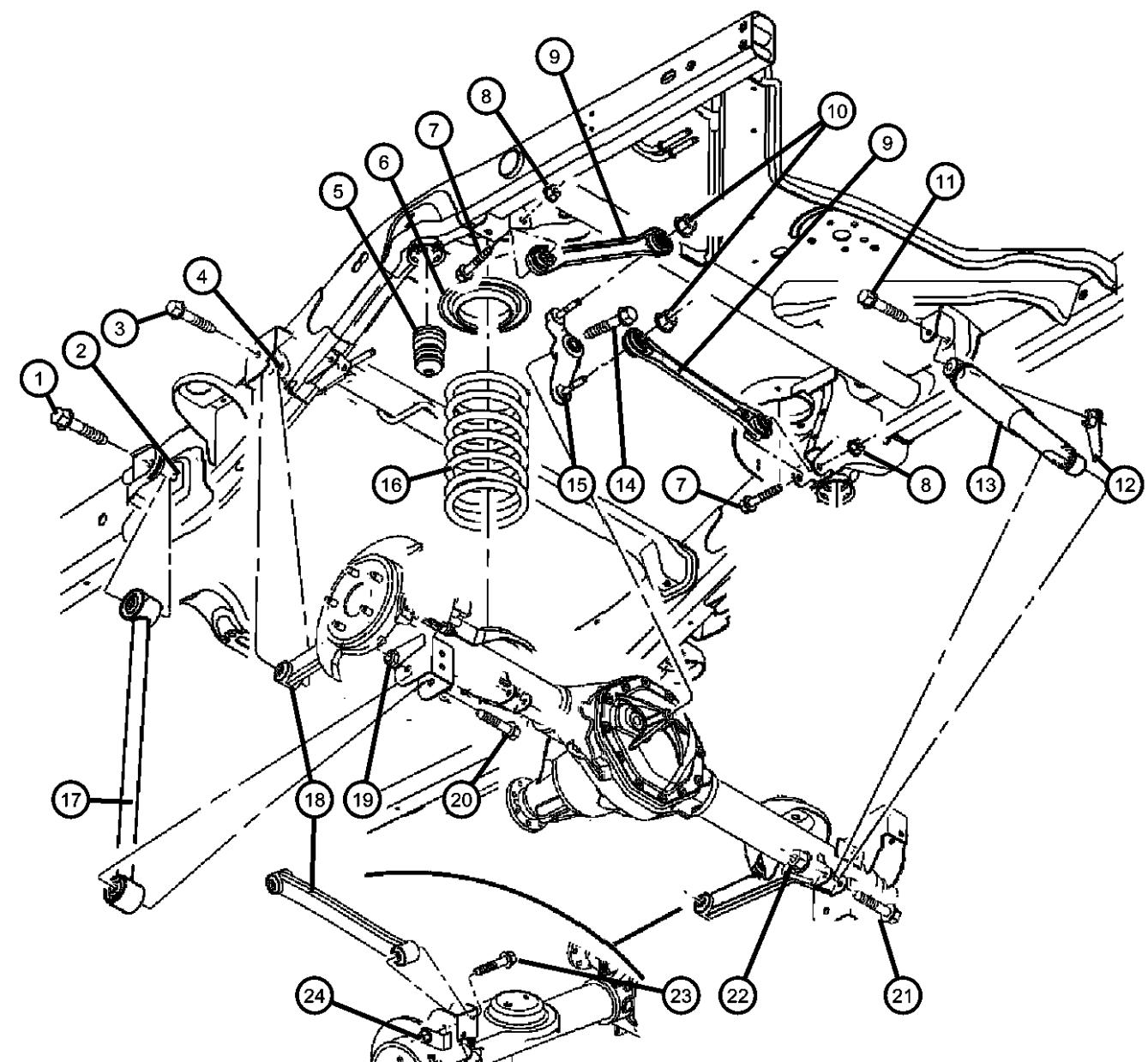
AR = use ase required - = Non illustrated part

2007 HG

<< RETURN TO GROUP INDEX

Suspension, Rear Springs, Shocks and Control Arms
Figure 17-110

ITEM	PART NUMBER	QTY	LINE	SERIES	BODY	ENGINE	TRANS	TRIM	DESCRIPTION
18	52113278AA	2	1, 5		74				ARM, Upper Control, Rear
19	06506092AA	2	1, 5		74				NUT, LCA to Axle, Mounting
20	06505444AA	2	1, 5		74				SCREW, Hex Flange Head, LCA to Axle, Mounting
21	06506147AA	2	1, 5		74				SCREW, Hex Flange Head, M12x1.75x80, Shock to Axle, Mounting
22	06502835	2	1, 5		74				NUT, Hex Flange, M12x1.75, Shock to Axle, Mounting
23	06507269AA	2	1, 5		74				SCREW, Hex Flange Head, UCA to Axle, Mounting
24	06508340AA	2	1, 5		74				NUT, Hex, UCA to Axle, Mounting



ASPEN (HG)
SERIES
P = PREMIUM

LINE
1 = Lt. Duty DODGE 2WD
5 = Lt. Duty DODGE 4WD

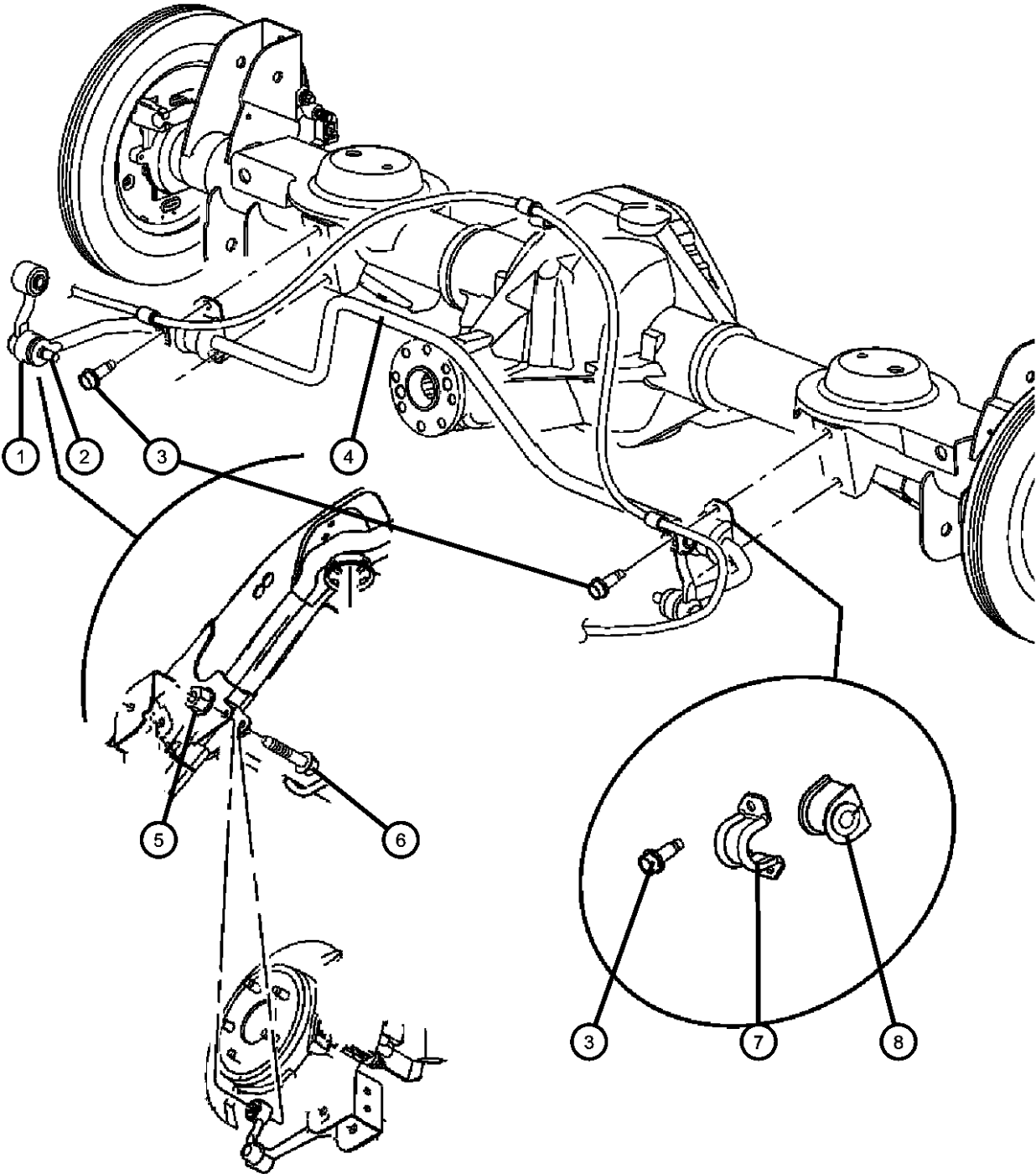
BODY
74 = SPORT UTILITY 4-DR
TYPE #4

ENGINE
EVA = 4.7L V8 MPI Engine
EVD = 4.7L V8 FFV Engine
EZB = 5.7L Hemi Multi
Displacement Engine

TRANSMISSION
DGQ = 5-Spd Automatic 545RFE
Transmission

AR = use ase required - = Non illustrated part

Stablizer Bar, Rear
Figure 17-210



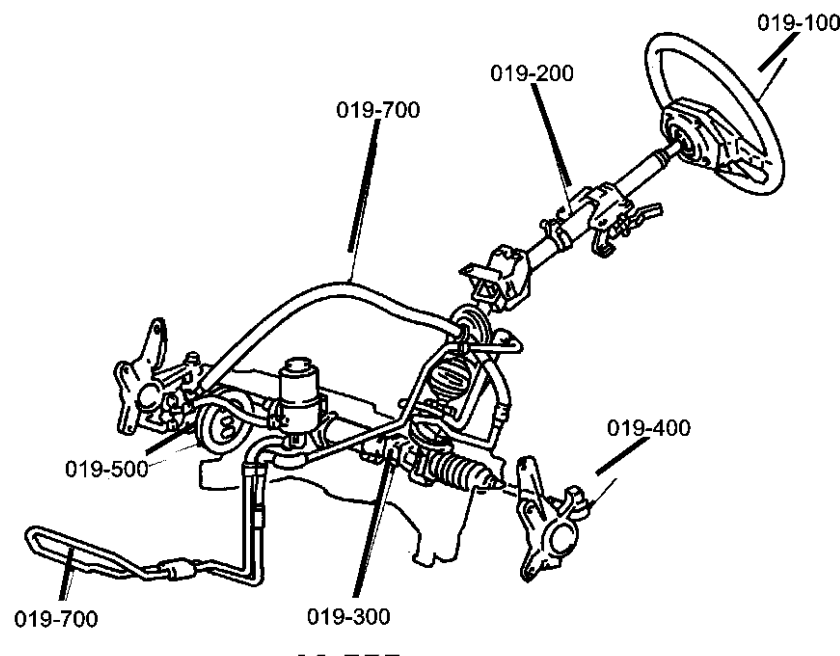
ITEM	PART NUMBER	QTY	LINE	SERIES	BODY	ENGINE	TRANS	TRIM	DESCRIPTION
1	52113285AA	2	1, 5		74	EZ0			LINK, Stabilizer Bar
		2	1, 5		74	EV0			
2	06502697	2	1, 5		74	EV0			NUT, Hex Flange Lock, M12x1.75
		2	1, 5		74	EZ0			Sway Bar Link to Sway Bar, Mounting
3	06502467	4	1, 5		74				Sway Bar Link to Sway Bar, Mounting
4	52855386AA	1	1, 5		74	EV0			SCREW AND WASHER, Hex Head, M10x1.5x30, Sway Bar to Axle, Mounting
	52855389AA	1	1, 5		74	EZ0			SWAY BAR
5	06502835	2	1, 5		74				NUT, Hex Flange, M12x1.75, Sway Bar to Frame, Mounting
6	06507909AA	2	1, 5		74				SCREW, Hex Flange Head, Sway Bar to Frame, Mounting
7	52087865AB	2	1, 5		74	EV0			RETAINER, Stabilizer Bar Grommet
		2	1, 5		74	EZ0			Mounting
8	52855390AB	2	1, 5		74	EV0			BUSHING, Stabilizer Bar
	52855391AB	2	1, 5		74	EZ0			

ASPEN (HG)	LINE	BODY	ENGINE	TRANSMISSION
SERIES				
P = PREMIUM	1 = Lt. Duty DODGE 2WD 5 = Lt. Duty DODGE 4WD	74 = SPORT UTILITY 4-DR TYPE #4	EVA = 4.7L V8 MPI Engine EVD = 4.7L V8 FFV Engine EZB = 5.7L Hemi Multi Displacement Engine	DGQ = 5-Spd Automatic 545RFE Transmission

AR = use ase required - = Non illustrated part



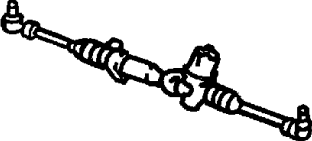


Group - 19

Steering



Group - 19 Steering

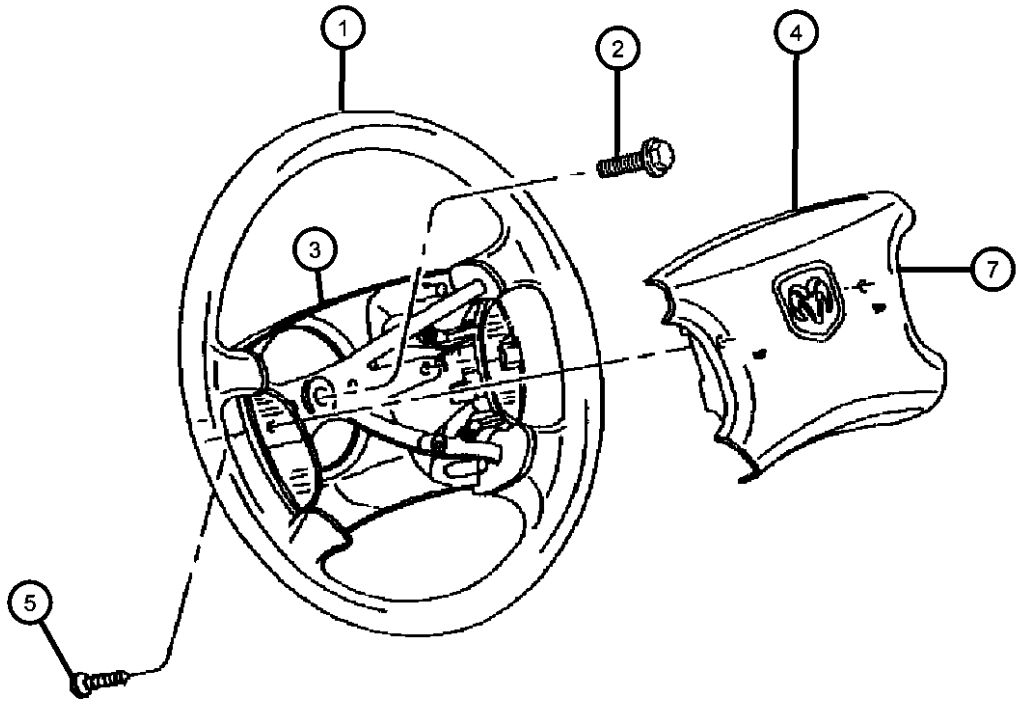
Illustration Title	Group-Fig. No.
Steering Wheel Wheel, Steering	Fig. 19 - 110
Steering Column Column,Steering,Upper and Lower	Fig. 19 - 210
Steering Gear Gear,Power Steering,Rack and Pinion	Fig. 19 - 310
Power Steering Pump Pump,Pulley and Mounting,4.7L [EVD] 5.7L [EZA]	Fig. 19 - 510
Power Steering Hoses Hoses,Power Steering,5.7L [EZA],	Fig. 19 - 710
Hoses,Power Steering, 4.7L [EVD]	Fig. 19 - 720

019-100 Steering Wheel 	019-200 Steering Column 	019-300 Steering Gear 	019-500 Power Steering Pump 
019-700 Power Steering Hoses 			

Wheel, Steering
Figure 19-110

ITEM	PART NUMBER	QTY	LINE	SERIES	BODY	ENGINE	TRANS	TRIM	DESCRIPTION
------	----------------	-----	------	--------	------	--------	-------	------	-------------

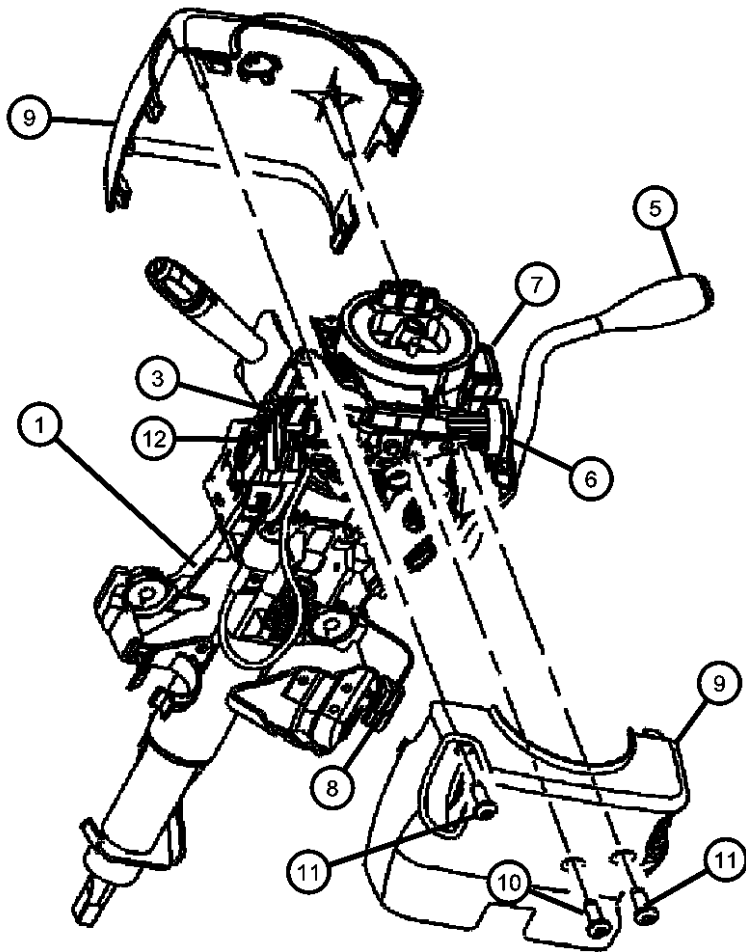
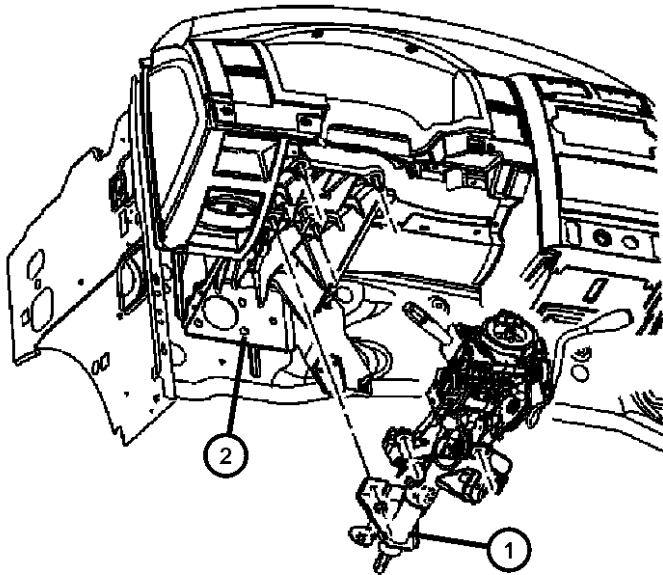
Note:If Horn Switch is defective, you must replace the AIR BAG COVER WITH SWITCH and not the AIR BAG MODULE ASSEMBLY itself.



1									WHEEL, Steering
	1GK181D1AA	1	1, 5		74				[J1] [SCK] Luxury Steering Wheel with [RDZ] Wheel Mounted Audio Controls
	1GK181DBAA	1	1, 5		74				[DB] [SCK] Luxury Steering Wheel with [RDZ] Wheel Mounted Audio Controls
2	06505656AA	1	1, 5		74				SCREW, Hex Flange Head, M10x1.5x35.
3									COVER, Steering Wheel Back
	1FM371DBAA	1	1, 5		74				[DB]
	1FM371D1AA	1	1, 5		74				[J1]
4									COVER, Air Bag Module
	1FS71BD1AA	1	1, 5		74				[J1]
	1FS71XDBAA	1	1, 5		74				[DB]
5	1FS71XDBAA	1							SCREW, M6x1x25, (NOT SERVICED),
-6	06507294AA	2	1, 5		74				SCREW, Air Bag Module to Steering Wheel
7									AIR BAG, Driver
	1BQ03BD1AB	1	1, 5		74				[J1]
	1BQ03XD-BAB	1	1, 5		74				[DB]

ASPEN (HG)									
SERIES	LINE								
P = PREMIUM	1 = Lt. Duty DODGE 2WD 5 = Lt. Duty DODGE 4WD				74 = SPORT UTILITY 4-DR TYPE #4		EVA = 4.7L V8 MPI Engine EVD = 4.7L V8 FFV Engine EZB = 5.7L Hemi Multi Displacement Engine		DGQ = 5-Spd Automatic 545RFE Transmission

Column,Steering,Upper and Lower
Figure 19-210



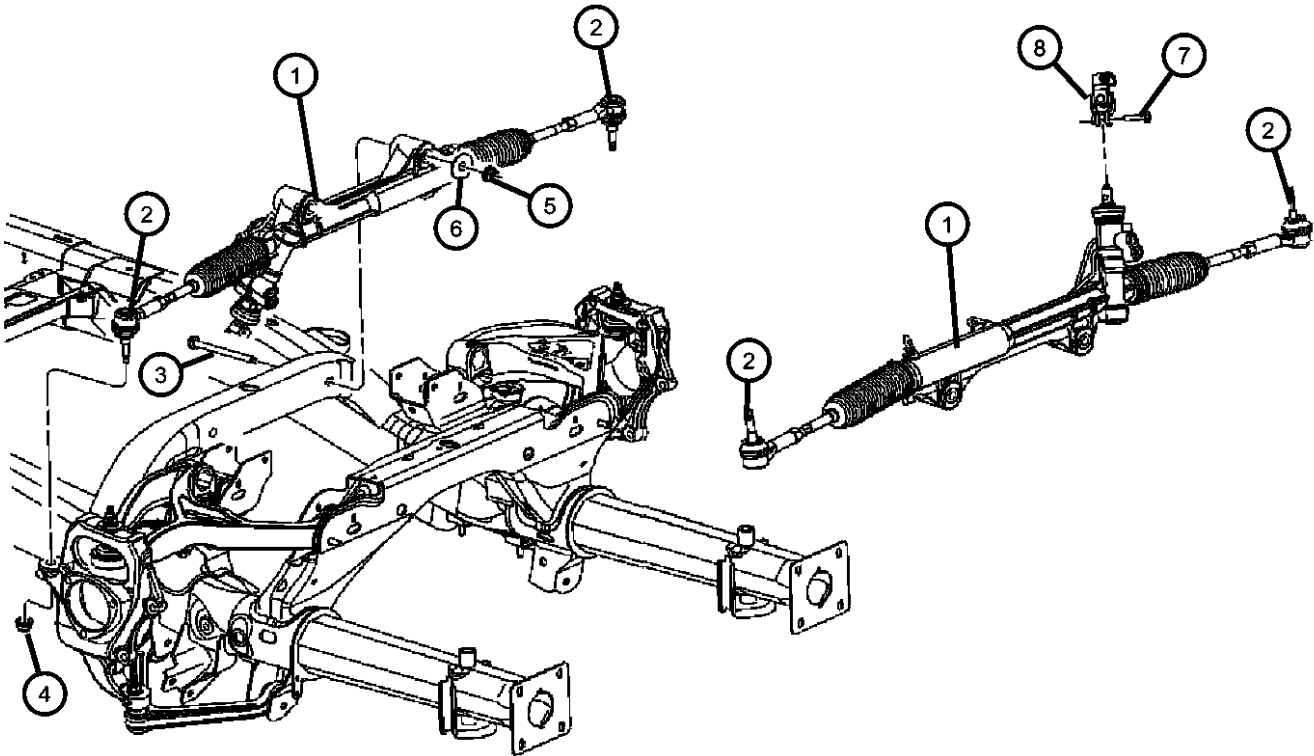
ITEM	PART NUMBER	QTY	LINE	SERIES	BODY	ENGINE	TRANS	TRIM	DESCRIPTION
Note;Sales Codes; [DG0] = All Automatic Transmissions [EV0] = All 4.7L Gas Engines [EZ0] = All 5.7L 8 Cylinder Gas Engines									
1	05057477AA	1	1, 5		74		DG0		COLUMN, Steering, Tilt
2	55351227AC	1				EV0 EZ0			BRACKET, Steering Column
3	05057272AC	1	1, 5		74		DG0		LEVER, Tilt Column Release
-4	05057368AC	1	5, 1		74				KNOB, TILT LEVER RELEASE
5	05057135AD	1	1, 5		74		DG0		LEVER, Gearshift
6	06504628	1	1, 5		74		DG0		PIN, M5x50.00
7	55351142AE	1	1, 5		74		DG0		BRACKET, Gearshift
8	56049838AB	1	1, 5		74		DG0		SWITCH, Ignition
9									SHROUD, Steering Column
	5GE09BD1AD	1	1, 5		74		DG0		[J1]
	5GE09XD-BAD	1	1, 5		74		DG0		[DB]
10	06036264AA	1	1, 5		74				SCREW, 6 Lobed
11	04470105	2	1, 5		74				SCREW, Filister Head, #8-16x.25
12	04690242AB	1	1, 5		74		DG0		SPRING, Gearshift Lever
-13	06506707AA	4	1, 5		74				NUT AND WASHER, Hex Lock Coned Washer, M8x1.25, Column to Column Support Brkt.

ASPEN (HG)				
SERIES	LINE	BODY	ENGINE	TRANSMISSION
P = PREMIUM	1 = Lt. Duty DODGE 2WD 5 = Lt. Duty DODGE 4WD	74 = SPORT UTILITY 4-DR TYPE #4	EVA = 4.7L V8 MPI Engine EVD = 4.7L V8 FFV Engine EZB = 5.7L Hemi Multi Displacement Engine	DGQ = 5-Spd Automatic 545RFE Transmission

AR = use ase required - = Non illustrated part

Gear,Power Steering,Rack and Pinion
Figure 19-310

ITEM	PART NUMBER	QTY	LINE	SERIES	BODY	ENGINE	TRANS	TRIM	DESCRIPTION
1	52855758AE	1	1, 5		74				GEAR ASSY, GEAR
2	52855763AA	2	1, 5		74				ASSY-STEERING
3	06506555AA	2	1, 5		74				TIE ROD, Steering
4	06506557AA	2							SCREW AND WASHER
5	06102252AA	2							NUT AND WASHER
6	06507527AA	2	1, 5		74				NUT, Hex Flange Lock
7	06506950AA	1	1, 5		74				WASHER
8									SCREW
									SHAFT, Intermediate
	55351231AD	1	1, 5		74				Upper
	55365079AA	1	1, 5		74				Lower



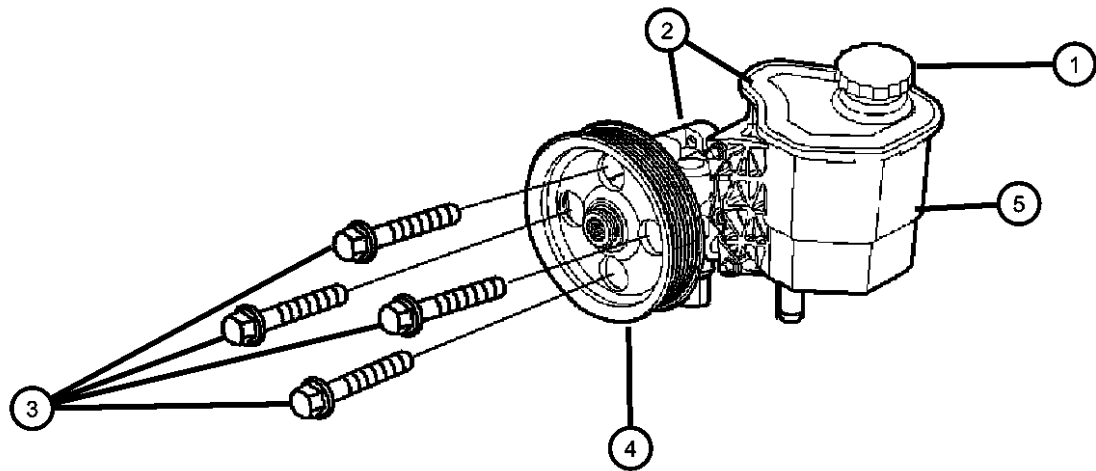
FRAME INVERTED

ASPEN (HG)				
SERIES	LINE	BODY	ENGINE	TRANSMISSION
P = PREMIUM	1 = Lt. Duty DODGE 2WD 5 = Lt. Duty DODGE 4WD	74 = SPORT UTILITY 4-DR TYPE #4	EVA = 4.7L V8 MPI Engine EVD = 4.7L V8 FFV Engine EZB = 5.7L Hemi Multi Displacement Engine	DGQ = 5-Spd Automatic 545RFE Transmission

AR = use ase required - = Non illustrated part

2007 HG

Pump,Pulley and Mounting,4.7L [EVD] 5.7L [EZA]
Figure 19-510

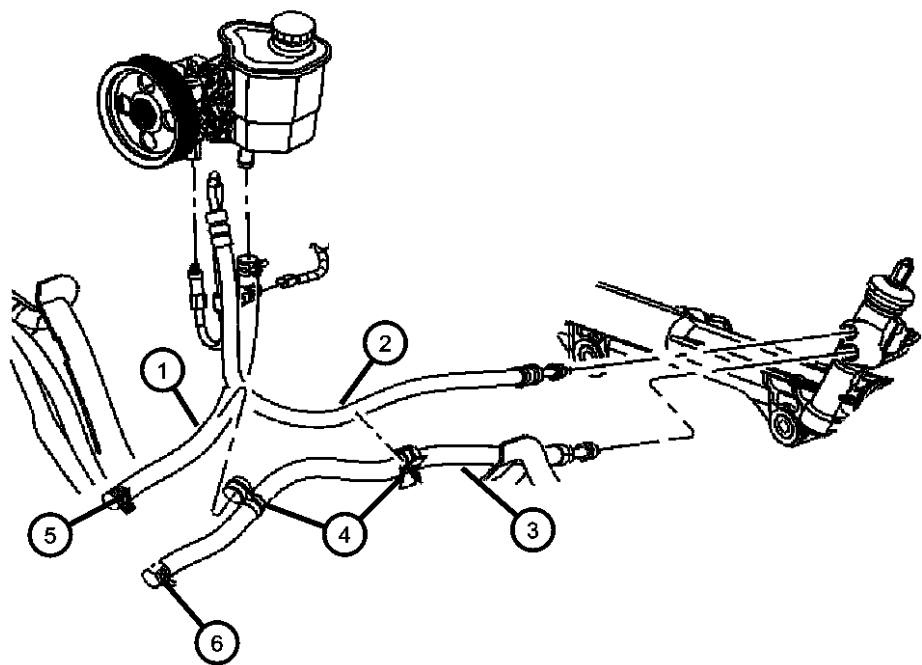


ITEM	PART NUMBER	QTY	LINE	SERIES	BODY	ENGINE	TRANS	TRIM	DESCRIPTION
Note:Sales Codes; [EV0] = All 4.7L Gas Engines [EZ0] = All 5.7L 8 Cylinder Gas Engines									
1	52106856AC	1	1, 5		74	EV0			CAP, Power Steering Reservoir
		1	1, 5		74	EZ0			
2	52113239AE	1	1, 5		74	EV0			PUMP ASSEMBLY, Power Steering with Pulley
	52113240AF	1	1, 5		74	EZ0			
3	06102045AA	3	1, 5		74	EZ0			SCREW AND WASHER, Hex Head
		3	1, 5		74	EV0			
4	53032128AB	1	1, 5		74	EZ0			PULLEY, Power Steering Pump
	53032723AB	1	1, 5		74	EV0			
5	05073241AA	1	1, 5		74	EZ0			RESERVOIR, Power Steering Pump
		1	1, 5		74	EV0			
-6	05073242AA	1	1, 5		74	EV0			BRACKET KIT, Power Steering Reservoir

ASPEN (HG)				
SERIES	LINE	BODY	ENGINE	TRANSMISSION
P = PREMIUM	1 = Lt. Duty DODGE 2WD 5 = Lt. Duty DODGE 4WD	74 = SPORT UTILITY 4-DR TYPE #4	EVA = 4.7L V8 MPI Engine EVD = 4.7L V8 FFV Engine EZB = 5.7L Hemi Multi Displacement Engine	DGQ = 5-Spd Automatic 545RFE Transmission

Hoses,Power Steering,5.7L [EZA],
Figure 19-710

ITEM	PART NUMBER	QTY	LINE	SERIES	BODY	ENGINE	TRANS	TRIM	DESCRIPTION
Note:Sales Codes; [EZ0] = All 5.7L 8 Cylinder Gas Engines									
1	52113548AB	1	1, 5		74	EZ0			HOSE, Power Steering Return
2	52113241AD	1	1, 5		74	EZ0			HOSE, Power Steering Pressure
3	52113243AC	1	1, 5		74				HOSE, Power Steering Return
4	06503422	2	1, 5		74	EZ0			CLAMP, Supply Hose, 26 mm Diameter
5	52855000AB	1	1, 5		74				CLIP, Power Steering Hose
6	52855324AA	1	1, 5		74				CLIP, Power Steering Hose
-7	52088915AA	1	1, 5		74				O RING, Power Steering Hose



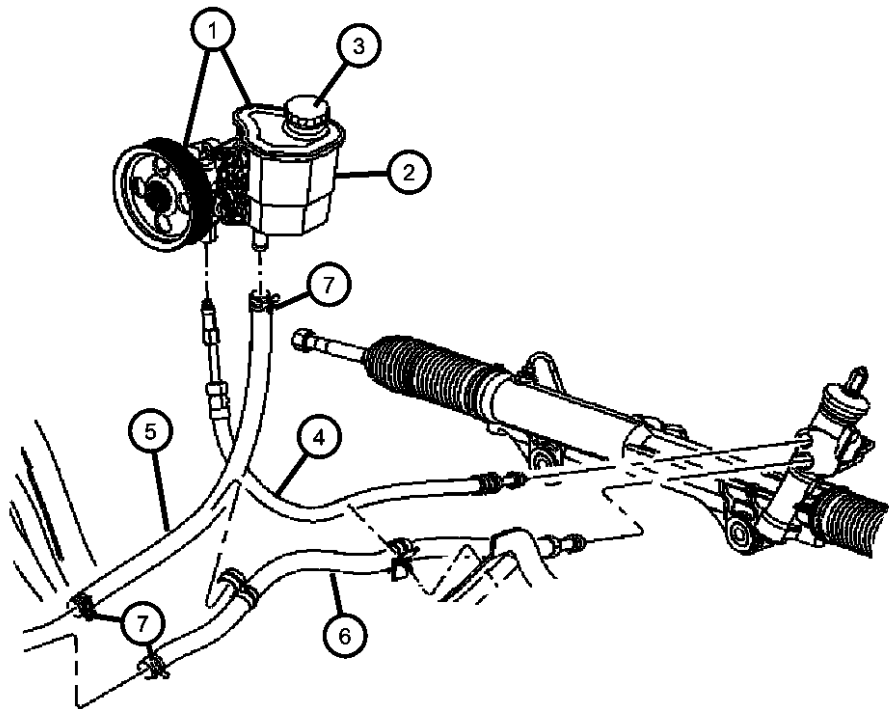
ASPEN (HG)				
SERIES	LINE	BODY	ENGINE	TRANSMISSION
P = PREMIUM	1 = Lt. Duty DODGE 2WD 5 = Lt. Duty DODGE 4WD	74 = SPORT UTILITY 4-DR TYPE #4	EVA = 4.7L V8 MPI Engine EVD = 4.7L V8 FFV Engine EZB = 5.7L Hemi Multi Displacement Engine	DGQ = 5-Spd Automatic 545RFE Transmission

Hoses,Power Steering, 4.7L [EVD]
Figure 19-720

ITEM	PART NUMBER	QTY	LINE	SERIES	BODY	ENGINE	TRANS	TRIM	DESCRIPTION
------	----------------	-----	------	--------	------	--------	-------	------	-------------

Note:Sales Codes;
[EV0] = All 4.7L Gas Engines

1	52113239AE	1	1, 5		74	EV0			PUMP ASSEMBLY, Power Steering with Pulley
2	05073241AA	1	1, 5		74	EV0			RESERVOIR, Power Steering Pump
3	52106856AC	1	1, 5		74	EV0			CAP, Power Steering Reservoir
4	52855304AB	1	1, 5		74	EV0			HOSE, Power Steering Pressure
5	52855323AB	1	1, 5		74	EV0			HOSE, Power Steering Return
6	52113243AC	1	1, 5		74				HOSE, Power Steering Return
7	06503422	2	1, 5		74	EV0			CLAMP, Supply Hose, 26 mm Diameter

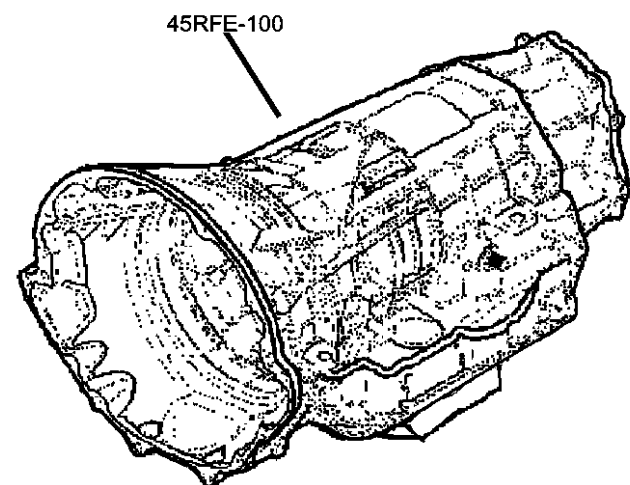


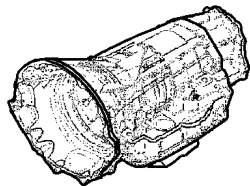

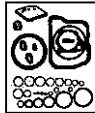




ASPEN (HG)				
SERIES	LINE	BODY	ENGINE	TRANSMISSION
P = PREMIUM	1 = Lt. Duty DODGE 2WD 5 = Lt. Duty DODGE 4WD	74 = SPORT UTILITY 4-DR TYPE #4	EVA = 4.7L V8 MPI Engine EVD = 4.7L V8 FFV Engine EZB = 5.7L Hemi Multi Displacement Engine	DGQ = 5-Spd Automatic 545RFE Transmission

AR = use ase required - = Non illustrated part

Group - 45RFE

Automatic Transmission Multi-Speed



45RFE-100 Transmission Assembly	45RFE-1200 Gearshift Controls	45RFE-1300 Seal and Shim Packages	45RFE-200 Case and Extension
			
45RFE-300 Oil Pump	45RFE-400 Gear Train	45RFE-700 Valve Body	
			

Group - 45RFE Automatic Transmission Multi-Speed

Illustration Title

Group-Fig. No.

Transmission Assembly

Transmission Assembly

Fig. 45RFE - 110

Case and Extension

Case & Related Parts

Fig. 45RFE - 210

Adapter & Extension

Fig. 45RFE - 220

Oil Pump

Pump, Oil

Fig. 45RFE - 310

Gear Train

Input Shaft

Fig. 45RFE - 410

Underdrive

Fig. 45RFE - 420

Overdrive

Fig. 45RFE - 430

2 / 4 Clutch Retainer

Fig. 45RFE - 440

Input / Reverse Planetary.....

Fig. 45RFE - 450

Reaction Annulus / Sun Gear

Fig. 45RFE - 460

Low / Reverse Clutch

Fig. 45RFE - 470

Valve Body

Valve Body

Fig. 45RFE - 710

Parking Sprag

Fig. 45RFE - 720

Gearshift Controls

Gearshift Control

Fig. 45RFE - 1210

Seal and Shim Packages

L/R Cltch

Fig. 45RFE - 1310

Input Clutch Plate

Fig. 45RFE - 1320

Overhaul Seal & Gasket Package

Fig. 45RFE - 1330

Input Clutch.....

Fig. 45RFE - 1340

Planetary Plate

Fig. 45RFE - 1350

2 & 4 Clutch.....

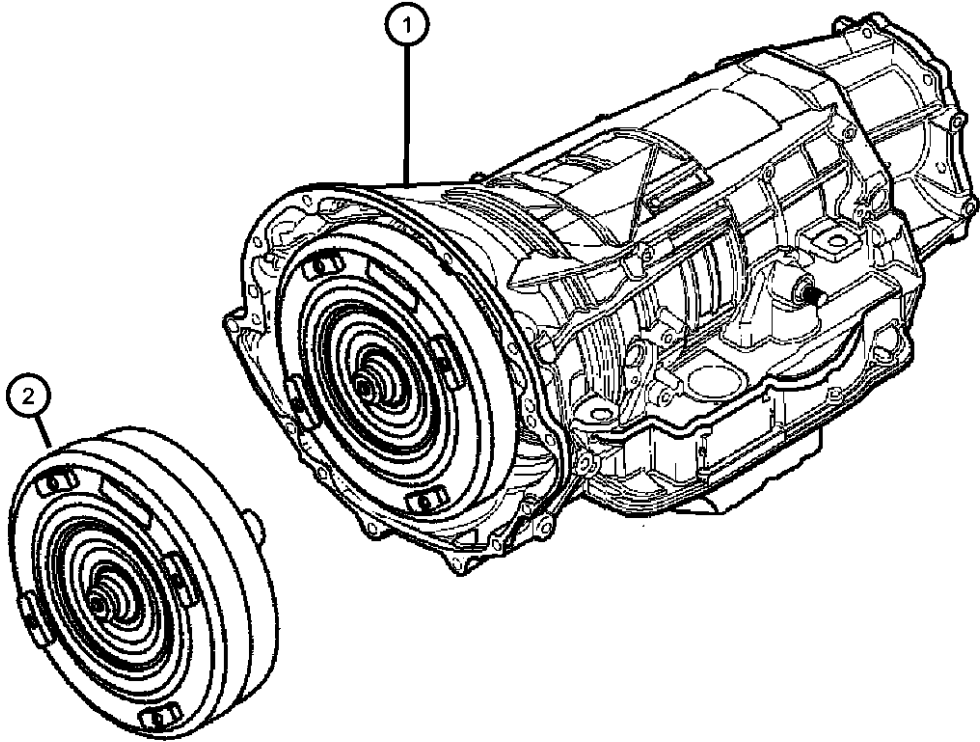
Fig. 45RFE - 1360

Transmission Assembly
Figure 45RFE-110

ITEM	PART NUMBER	QTY	LINE	SERIES	BODY	ENGINE	TRANS	TRIM	DESCRIPTION
------	----------------	-----	------	--------	------	--------	-------	------	-------------

NOTE:
Sales Codes:
[DGQ]=5 Speed Automatic Transmission - [5-45RFE]
[EV0] = All 4.7L 8 Cylinder Engines
[EZ0] = All 5.7L 8 Cylinder Engines

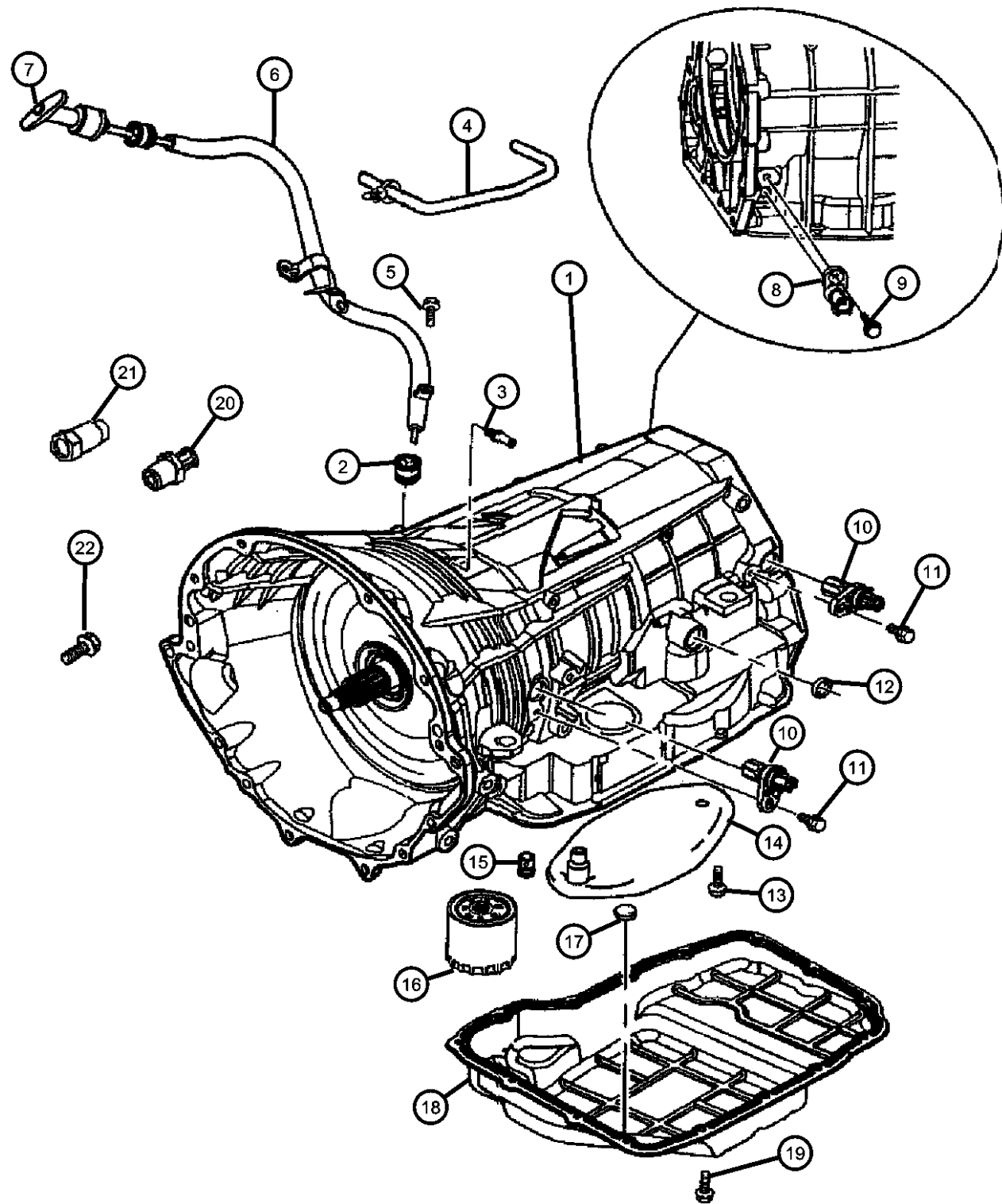
1									TRANSMISSION PACKAGE, With Torque Converter
	68009448AA	1	1			EV0	DGQ		
		1	1			EZ0	DGQ		
	68009449AA	1	5			EV0	DGQ		
		1	5			EZ0	DGQ		
2									TORQUE CONVERTER
	04736352AB	1	1			EV0	DGQ		
		1	5			EV0	DGQ		
		1	1			EZ0	DGQ		
		1	5			EZ0	DGQ		



ASPEN (HG)				
SERIES	LINE	BODY	ENGINE	TRANSMISSION
P = PREMIUM	1 = Lt. Duty DODGE 2WD 5 = Lt. Duty DODGE 4WD	74 = SPORT UTILITY 4-DR TYPE #4	EVA = 4.7L V8 MPI Engine EVD = 4.7L V8 FFV Engine EZB = 5.7L Hemi Multi Displacement Engine	DGQ = 5-Spd Automatic 545RFE Transmission

AR = use ase required - = Non illustrated part

Case & Related Parts
Figure 45RFE-210

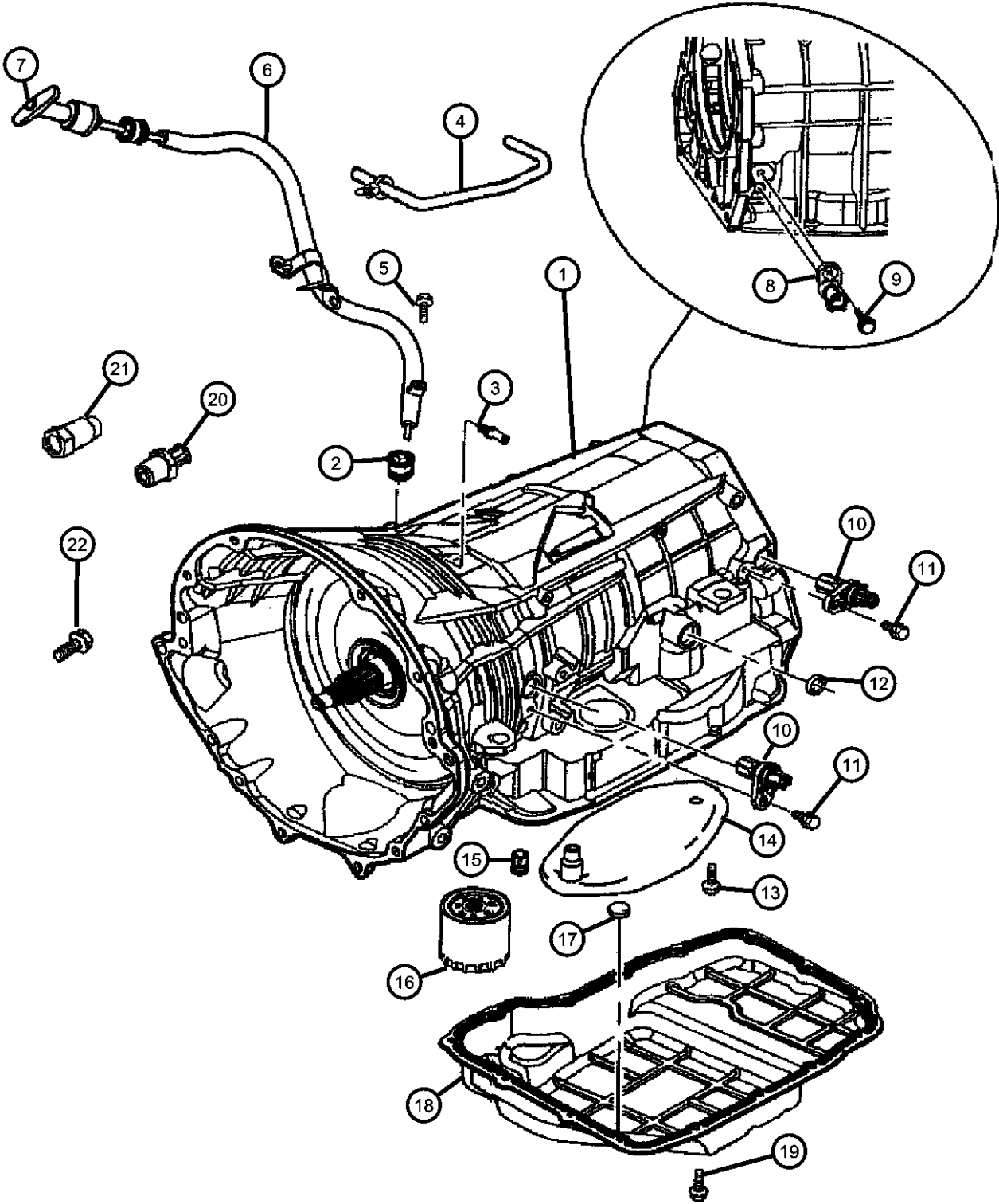


ITEM	PART NUMBER	QTY	LINE	SERIES	BODY	ENGINE	TRANS	TRIM	DESCRIPTION
NOTES: [DGQ]= Multi- Speed Automatic Transmission / [5-45RFE] [EZ0] = All 5.7L Eight Cylinder Gas Engines									
1	05189883AA	1	1			EV0	DGQ		CASE PACKAGE, Transmission
		1	5			EV0	DGQ		
		1	1			EZ0	DGQ		
		1	5			EZ0	DGQ		
2	04810021AB	1	1			EV0	DGQ		GROMMET
		1	1			EZ0	DGQ		
		1	5			EV0	DGQ		
		1	5			EZ0	DGQ		
3	04799861AB	1	1			EV0	DGQ		VENT, Transmission
		1	5			EV0	DGQ		
		1	1			EZ0	DGQ		
		1	5			EZ0	DGQ		
4	53032457AA	1	1, 5				DGQ		TUBE, Vent
5	06501979	2	1, 5						SCREW AND WASHER, Hex Head, M6x1x17
6	53032601AC	1	1, 5				DGQ		TUBE, Transmission Oil Filler
7	53032600AC	1	1, 5				DGQ		INDICATOR, Transmission Fluid Level
8	04799758	1	1			EV0	DGQ		TRANSDUCER, Pressure Sensor
		1	5			EV0	DGQ		
		1	1			EZ0	DGQ		
		1	5			EZ0	DGQ		
9	06101331	1	1			EV0	DGQ		BOLT, M6x1.00x20
		1	5			EV0	DGQ		
		1	1			EZ0	DGQ		
		1	5			EZ0	DGQ		
10	04799061AB	2	1			EZ0	DGQ		SENSOR, Transmission Input Speed

ASPEN (HG)									
SERIES	LINE		BODY	ENGINE	TRANSMISSION				
P = PREMIUM	1 = Lt. Duty DODGE 2WD 5 = Lt. Duty DODGE 4WD		74 = SPORT UTILITY 4-DR TYPE #4	EVA = 4.7L V8 MPI Engine EVD = 4.7L V8 FFV Engine EZB = 5.7L Hemi Multi Displacement Engine	DGQ = 5-Spd Automatic 545RFE Transmission				

AR = use ase required - = Non illustrated part

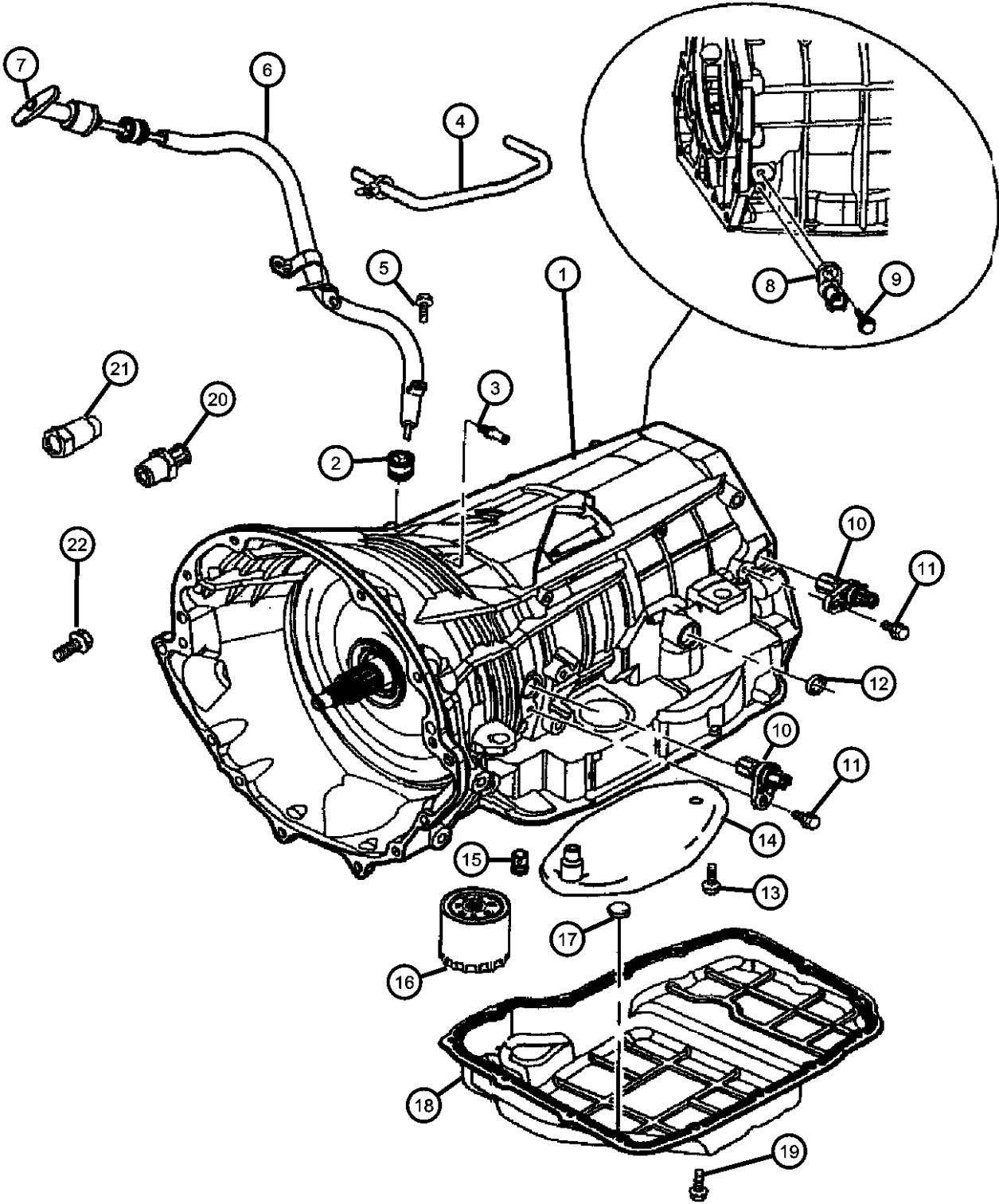
Case & Related Parts
Figure 45RFE-210



ITEM	PART NUMBER	QTY	LINE	SERIES	BODY	ENGINE	TRANS	TRIM	DESCRIPTION
11	06101331	2	5			EZ0	DGQ		BOLT, M6x1.00x20
		2	1			EV0	DGQ		
		2	5			EV0	DGQ		
		1	1			EV0	DGQ		
		1	5			EZ0	DGQ		
12	04799346	1	5			EZ0	DGQ		SEAL
		1	1			EV0	DGQ		
		1	5			EV0	DGQ		
		1	1			EZ0	DGQ		
		1	5			EZ0	DGQ		
13	06503232	1	1			EV0	DGQ		SCREW, Pan Head, M5 x 0.8 x 12.60
		1	5			EV0	DGQ		
		1	1			EZ0	DGQ		
		1	5			EZ0	DGQ		
		1	1			EZ0	DGQ		
14	05013470AC	1	5			EV0	DGQ		SUMP FILTER PACKAGE, Transmission oil
		1	5			EZ0	DGQ		
		1	1			EV0	DGQ		
		1	1			EZ0	DGQ		
		1	1			EZ0	DGQ		
15	04799681	1	1			EV0	DGQ		VALVE, Flow Control
		1	5			EV0	DGQ		
		1	1			EZ0	DGQ		
		1	5			EZ0	DGQ		
		1	5			EZ0	DGQ		
16	05179267AC	1	1			EV0	DGQ		FILTER PACKAGE, Transmission Oil
		1	5			EV0	DGQ		
		1	1			EZ0	DGQ		
		1	5			EZ0	DGQ		
		1	5			EZ0	DGQ		

ASPEN (HG)									
SERIES	LINE			BODY		ENGINE		TRANSMISSION	
P = PREMIUM	1 = Lt. Duty DODGE 2WD 5 = Lt. Duty DODGE 4WD			74 = SPORT UTILITY 4-DR TYPE #4		EVA = 4.7L V8 MPI Engine EVD = 4.7L V8 FFV Engine EZB = 5.7L Hemi Multi Displacement Engine		DGQ = 5-Spd Automatic 545RFE Transmission	

Case & Related Parts
Figure 45RFE-210

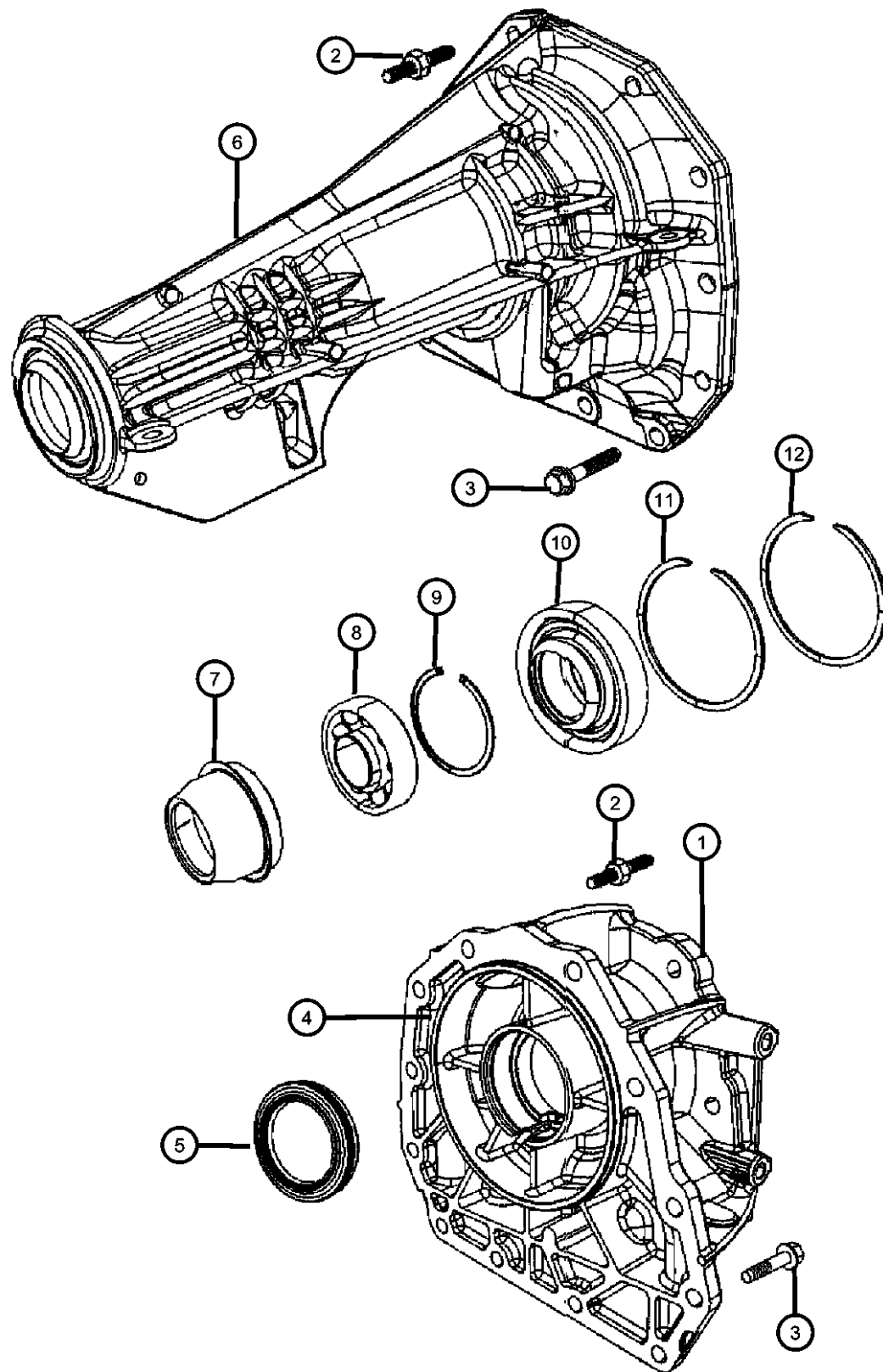


ITEM	PART NUMBER	QTY	LINE	SERIES	BODY	ENGINE	TRANS	TRIM	DESCRIPTION
17	04446728	1	1			EV0	DGQ		MAGNET, Transmission
		1	5			EV0	DGQ		
		1	1			EZ0	DGQ		
		1	5			EZ0	DGQ		
18	04800078AA	1	1			EV0	DGQ		PAN, Transmission Oil
		1	1			EZ0	DGQ		
	05013681AA	1	5			EV0	DGQ		
		1	5			EZ0	DGQ		
19	06101221	15	5			EV0	DGQ		SCREW AND WASHER, Hex Head, M6x1x12
		15	5			EZ0	DGQ		
		15	1			EV0	DGQ		
		15	1			EZ0	DGQ		
20	52119547AA	2	1			EV0	DGQ		FITTING, Quick Connect
		2	5			EV0	DGQ		
		2	1			EZ0	DGQ		
		2	5			EZ0	DGQ		
21	06030035	2	1			EV0	DGQ		PLUG, Pressure Check
		2	5			EV0	DGQ		
		2	1			EZ0	DGQ		
		2	5			EZ0	DGQ		
22	06022266	1	1			EZ0	DGQ		SCREW AND WASHER Transmission to Engine Block
		1	5			EZ0	DGQ		
		1	1			EV0	DGQ		
		1	5			EV0	DGQ		
-23	53032536AA	1	1, 5				DGQ		COVER, Converter

ASPEN (HG)									
SERIES	LINE			BODY		ENGINE		TRANSMISSION	
P = PREMIUM	1 = Lt. Duty DODGE 2WD 5 = Lt. Duty DODGE 4WD			74 = SPORT UTILITY 4-DR TYPE #4		EVA = 4.7L V8 MPI Engine EVD = 4.7L V8 FFV Engine EZB = 5.7L Hemi Multi Displacement Engine		DGQ = 5-Spd Automatic 545RFE Transmission	

AR = use ase required - = Non illustrated part

Adapter & Extension
Figure 45RFE-220



ITEM	PART NUMBER	QTY	LINE	SERIES	BODY	ENGINE	TRANS	TRIM	DESCRIPTION
NOTES: [DGQ]= Multi- Speed Automatic Transmission / [5-45RFE] [EZ0] = All 5.7L Eight Cylinder Gas Engines									
1	52107719AC	1	5			EV0	DGQ		ADAPTER, Transfer Case
		1	5			EZ0	DGQ		
2	06505064AA	2	1			EV0	DGQ		STUD, M10x1.5x62
		2	5			EV0	DGQ		
		2	1			EZ0	DGQ		
		2	5			EZ0	DGQ		
		2	5			EZ0	DGQ		
3	06504774	10	1			EV0	DGQ		SCREW AND WASHER, Hex Head, M10x1.5x37
		10	5			EV0	DGQ		
		10	1			EZ0	DGQ		
		10	5			EZ0	DGQ		
4	04799090	1	1			EV0	DGQ		SEAL, Input
		1	5			EV0	DGQ		
		1	1			EZ0	DGQ		
		1	5			EZ0	DGQ		
5	52119498AA	1	5			EV0	DGQ		SEAL, Adapter
		1	5			EZ0	DGQ		
6	04799495AC	1	1			EZ0	DGQ		HOUSING, Transmission Rear Extension, Includes Output Shaft and Items #7 to #12
		1	1			EV0	DGQ		
7	04531216AB	1	1			EV0	DGQ		SEAL, Output Shaft
		1	1			EZ0	DGQ		
8	02466224	1	1			EV0	DGQ		BEARING, Output Shaft
		1	1			EZ0	DGQ		
9									SNAP RING
ASPEN (HG) SERIES LINE BODY ENGINE TRANSMISSION P = PREMIUM 1 = Lt. Duty DODGE 2WD 74 = SPORT UTILITY 4-DR EVA = 4.7L V8 MPI Engine DGQ = 5-Spd Automatic 545RFE 5 = Lt. Duty DODGE 4WD TYPE #4 EVD = 4.7L V8 FFV Engine Transmission EZB = 5.7L Hemi Multi Displacement Engine									

AR = use ase required - = Non illustrated part

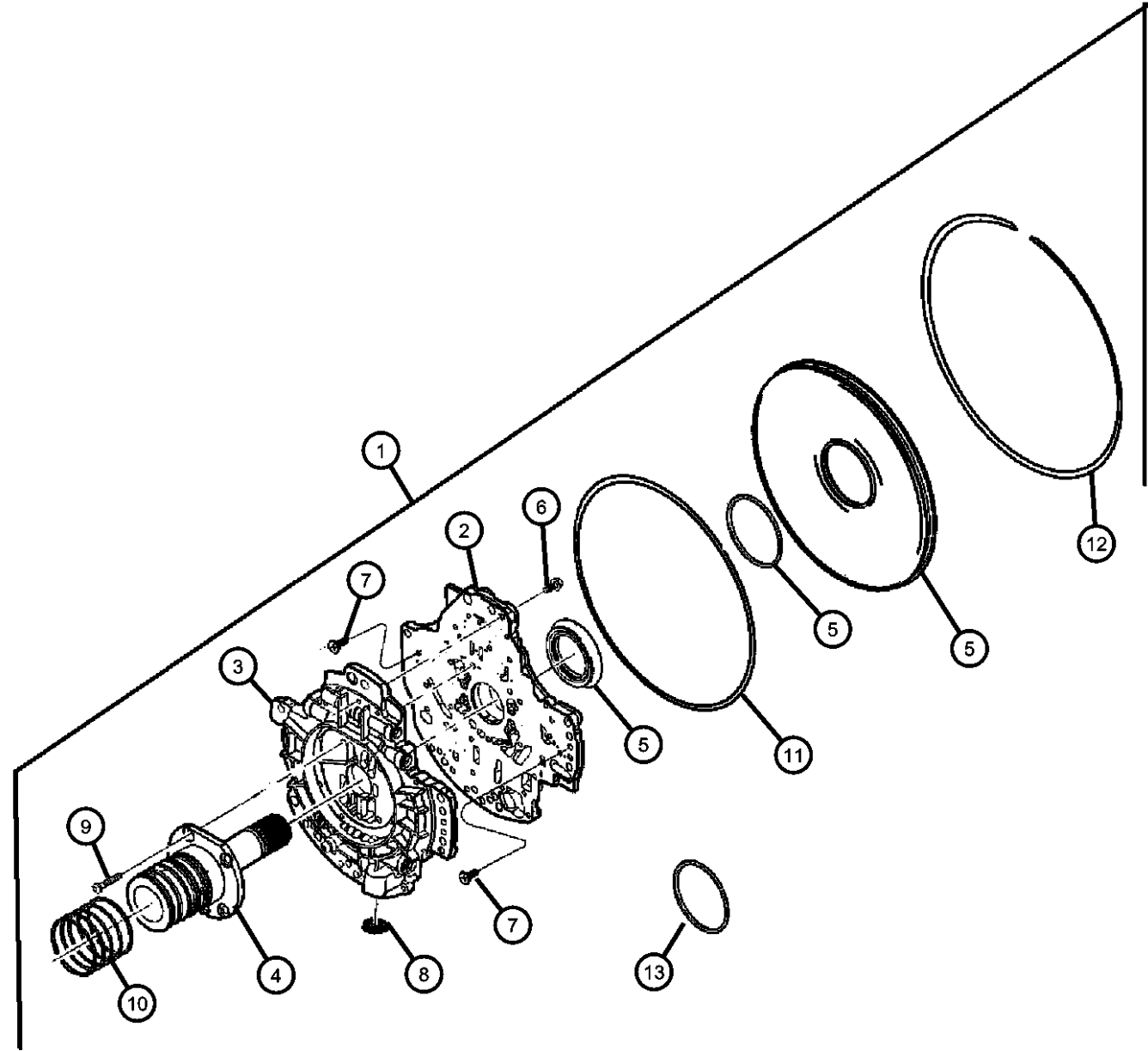
2007 HG

Adapter & Extension
Figure 45RFE-220

ITEM	PART NUMBER	QTY	LINE	SERIES	BODY	ENGINE	TRANS	TRIM	DESCRIPTION
	04461069	1	1			EV0	DGQ		
		1	1			EZ0	DGQ		
10	05086303AA	1	1			EV0	DGQ		BEARING, Input Gear
		1	1			EZ0	DGQ		
11	05086304AA	1	1			EV0	DGQ		SNAP RING
		1	1			EZ0	DGQ		
12	05086314AA	1	1			EV0	DGQ		SNAP RING
		1	1			EZ0	DGQ		

ASPEN (HG)	LINE	BODY	ENGINE	TRANSMISSION
SERIES				
P = PREMIUM	1 = Lt. Duty DODGE 2WD 5 = Lt. Duty DODGE 4WD	74 = SPORT UTILITY 4-DR TYPE #4	EVA = 4.7L V8 MPI Engine EVD = 4.7L V8 FFV Engine EZB = 5.7L Hemi Multi Displacement Engine	DGQ = 5-Spd Automatic 545RFE Transmission

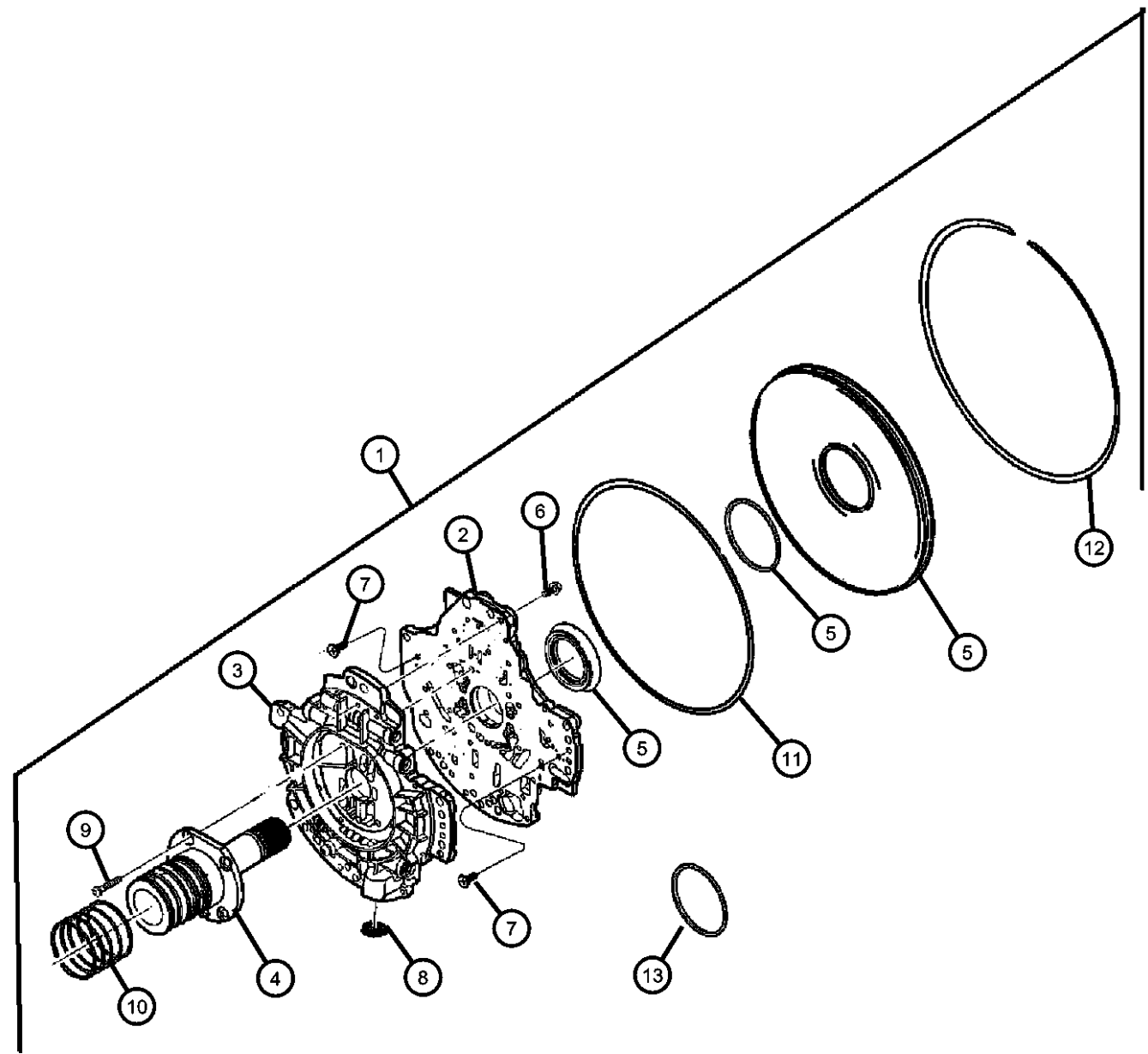
Pump, Oil
Figure 45RFE-310



ITEM	PART NUMBER	QTY	LINE	SERIES	BODY	ENGINE	TRANS	TRIM	DESCRIPTION
NOTES: Sales Code: [DGQ]=Multi- Speed Automatic Transmission / [5-45RFE] [EZ0]=All 5.7L Eight Cylinder Gas Engines									
1									PUMP PACKAGE, Transmission
	68009879AA	1	1			EV0	DGQ		
		1	5			EV0	DGQ		
		1	1			EZ0	DGQ		
		1	5			EZ0	DGQ		
2		1							HOUSING, Pump, (NOT SERVICED)
3		1							BODY, Oil Pump Valve, (NOT SERVICED)
4		1							SUPPORT, Reaction Shaft, (NOT SERVICED)
5									COVER, Oil Pump
	68009859AA	1	1			EV0	DGQ		
		1	5			EV0	DGQ		
		1	1			EZ0	DGQ		
		1	5			EZ0	DGQ		
6									SCREW AND WASHER, Pan Head, M5x.8x25
	06500215	24	1			EZ0	DGQ		
		24	5			EZ0	DGQ		
		24	1			EV0	DGQ		
		24	5			EV0	DGQ		
7									SCREW, Pan Head, M5 x 0.8 x 12.60
	06503232	1	1			EV0	DGQ		
		1	5			EV0	DGQ		
		1	1			EZ0	DGQ		
		1	5			EZ0	DGQ		
8									SEAL, Oil Pump
	04799964AB	1	1			EZ0	DGQ		
		1	5			EZ0	DGQ		
		1	1			EV0	DGQ		
		1	5			EV0	DGQ		
9									SCREW, Button Head
	06504661	5	1			EZ0	DGQ		

ASPEN (HG)									
SERIES	LINE	BODY		ENGINE		TRANSMISSION			
P = PREMIUM	1 = Lt. Duty DODGE 2WD 5 = Lt. Duty DODGE 4WD	74 = SPORT UTILITY 4-DR TYPE #4		EVA = 4.7L V8 MPI Engine EVD = 4.7L V8 FFV Engine EZB = 5.7L Hemi Multi Displacement Engine		DGQ = 5-Spd Automatic 545RFE Transmission			

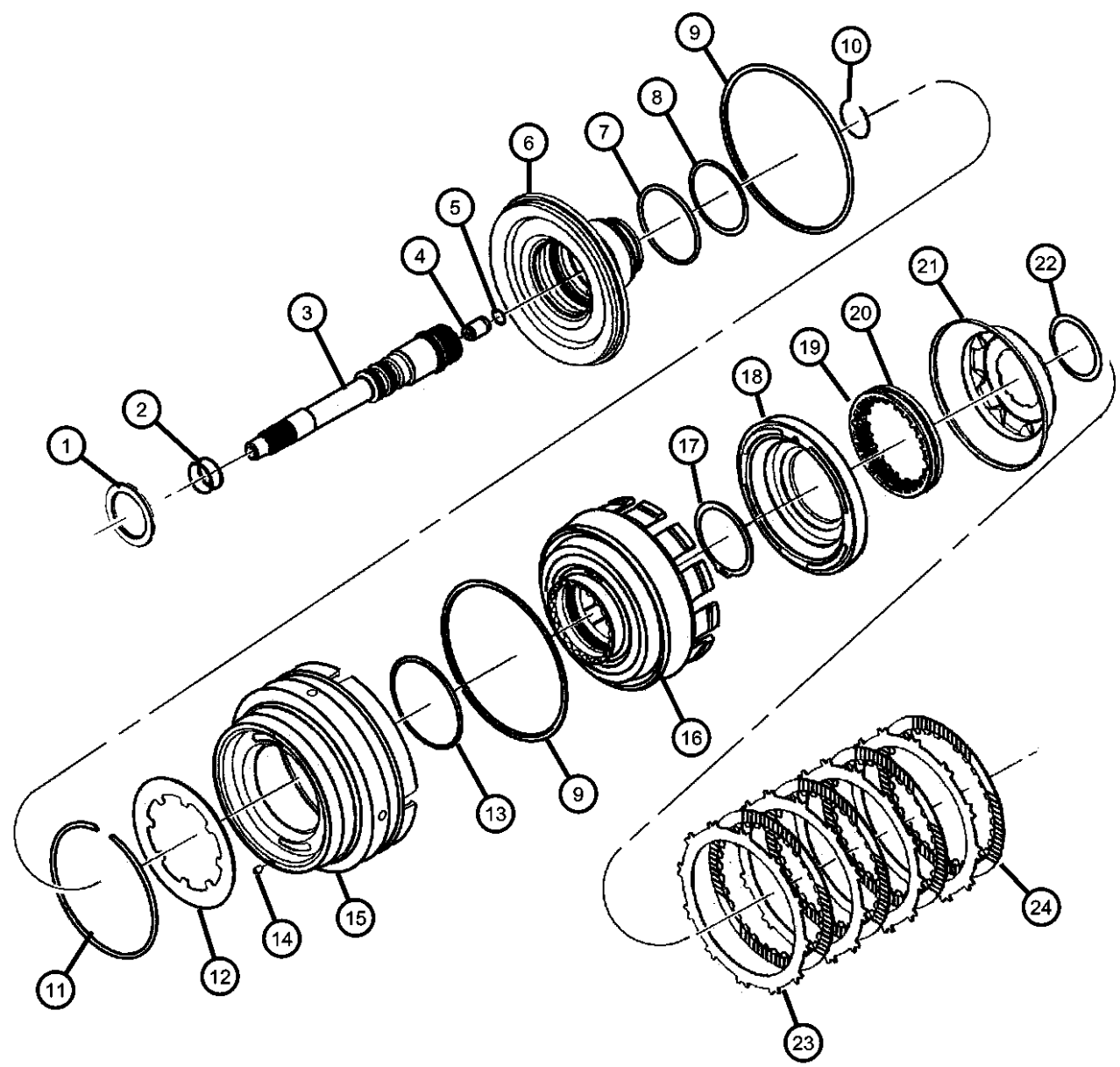
Pump, Oil
Figure 45RFE-310



ITEM	PART NUMBER	QTY	LINE	SERIES	BODY	ENGINE	TRANS	TRIM	DESCRIPTION
10	04799056	5	5			EZ0	DGQ		RING, Transmission
		5	1			EV0	DGQ		
		5	5			EV0	DGQ		
		5	1			EZ0	DGQ		
		5	5			EV0	DGQ		
11	04799003AB	1	1			EV0	DGQ		O RING, Oil Pump, .
		1	5			EV0	DGQ		
		1	1			EZ0	DGQ		
		1	5			EZ0	DGQ		
		1	1			EZ0	DGQ		
12	04799005	1	1			EV0	DGQ		SNAP RING, Transmission
		1	5			EV0	DGQ		
		1	1			EZ0	DGQ		
		1	5			EZ0	DGQ		
		1	1			EZ0	DGQ		
13	04736547	1	1			EV0	DGQ		SEAL, Torque Converter Hub
		1	5			EV0	DGQ		
		1	1			EZ0	DGQ		
		1	5			EZ0	DGQ		
		1	1			EZ0	DGQ		

ASPEN (HG)	LINE	BODY	ENGINE	TRANSMISSION
SERIES				
P = PREMIUM	1 = Lt. Duty DODGE 2WD 5 = Lt. Duty DODGE 4WD	74 = SPORT UTILITY 4-DR TYPE #4	EVA = 4.7L V8 MPI Engine EVD = 4.7L V8 FFV Engine EZB = 5.7L Hemi Multi Displacement Engine	DGQ = 5-Spd Automatic 545RFE Transmission

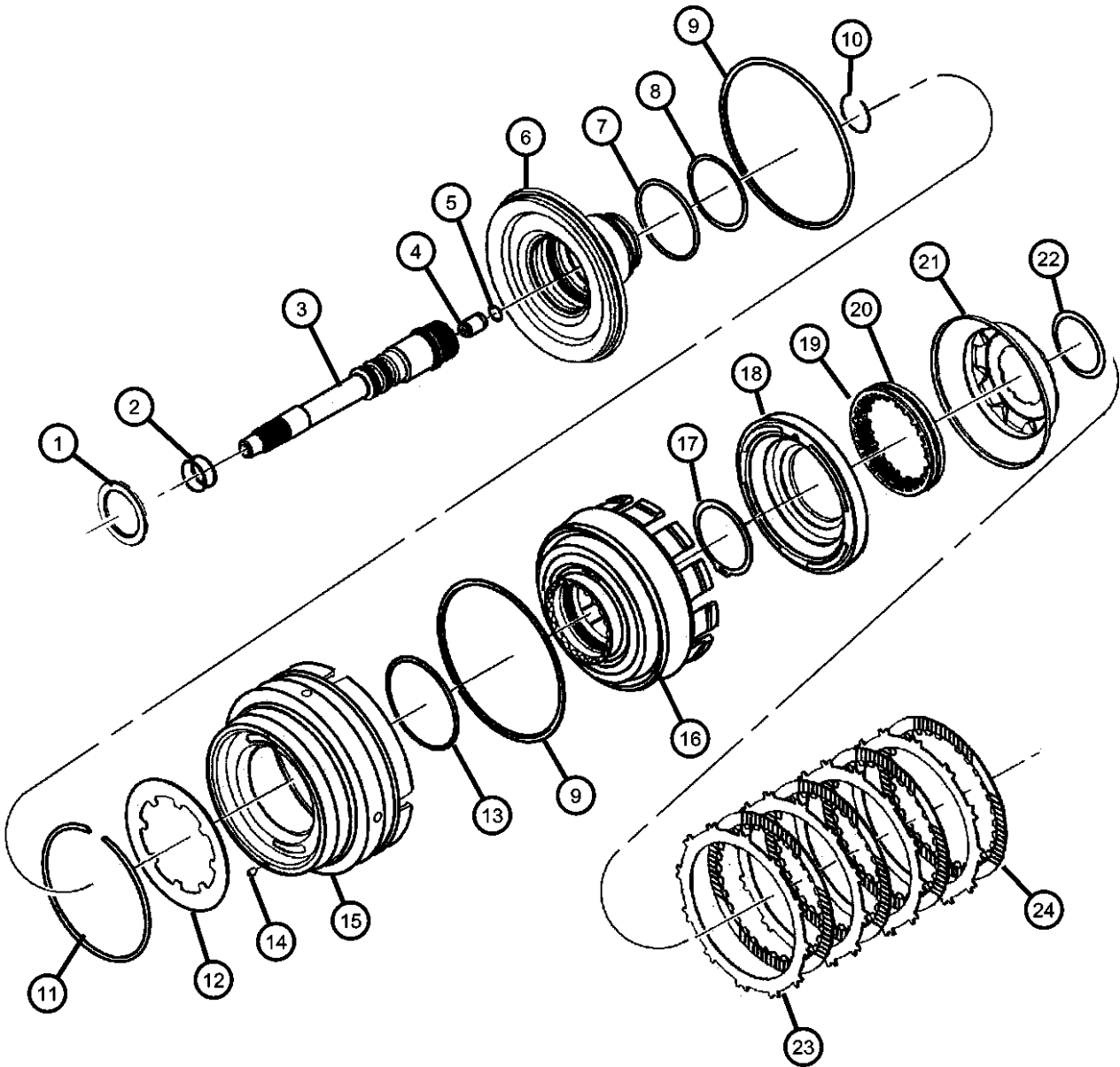
Input Shaft
Figure 45RFE-410



ITEM	PART NUMBER	QTY	LINE	SERIES	BODY	ENGINE	TRANS	TRIM	DESCRIPTION
NOTE: Sales Codes: [DGQ]=5 Speed Automatic Transmission - [5-45RFE] [EV0] = All 4.7L 8 Cylinder Engines [EZ0] = All 5.7L 8 Cylinder Engines									
1	04799469	1	1			EV0	DGQ		THRUST BEARING, Needle Roller
		1	5			EV0	DGQ		
		1	1			EZ0	DGQ		
		1	5			EZ0	DGQ		
2	04799539	2	1			EV0	DGQ		SEAL, Input Shaft, PKG 05013090AA
		2	5			EV0	DGQ		
		2	1			EZ0	DGQ		
		2	5			EZ0	DGQ		
3	05114582AA	AR	1			EV0	DGQ		SHAFT, Input
		AR	1			EZ0	DGQ		
		AR	5			EV0	DGQ		
		AR	5			EZ0	DGQ		
4	04799974AA	1	5			EV0	DGQ		CHECK VALVE, Transmission
		1	1			EZ0	DGQ		
		1	5			EZ0	DGQ		
		1	1			EV0	DGQ		
5	04799978AA	1	1			EV0	DGQ		SNAP RING
		1	5			EV0	DGQ		
		1	1			EZ0	DGQ		
		1	5			EZ0	DGQ		
6	04799536AC	1	1			EV0	DGQ		HUB, Input Clutch
		1	5			EV0	DGQ		
		1	1			EZ0	DGQ		
		1	5			EZ0	DGQ		

ASPEN (HG)	LINE	BODY	ENGINE	TRANSMISSION
SERIES				
P = PREMIUM	1 = Lt. Duty DODGE 2WD 5 = Lt. Duty DODGE 4WD	74 = SPORT UTILITY 4-DR TYPE #4	EVA = 4.7L V8 MPI Engine EVD = 4.7L V8 FFV Engine EZB = 5.7L Hemi Multi Displacement Engine	DGQ = 5-Spd Automatic 545RFE Transmission

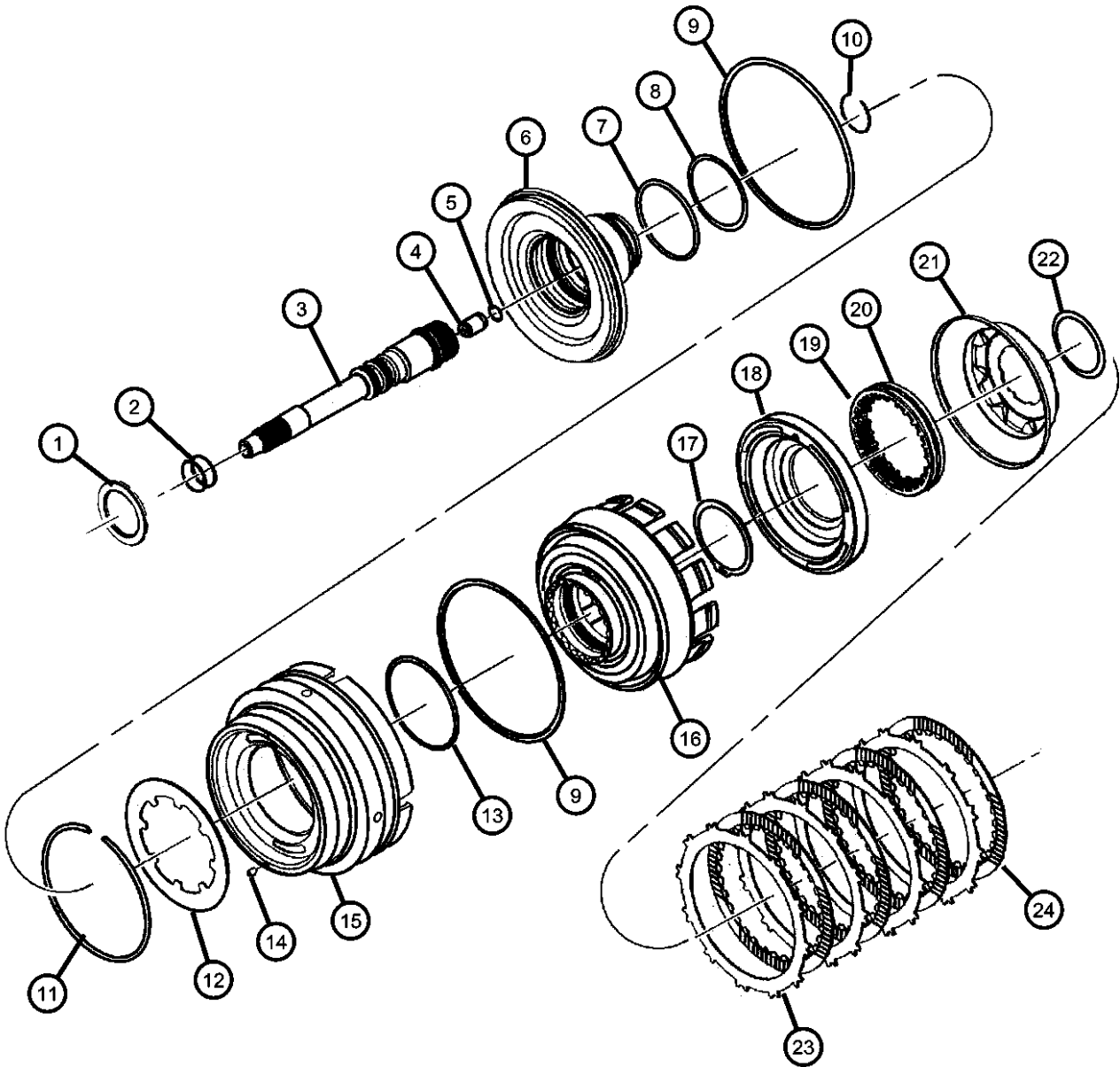
Input Shaft
Figure 45RFE-410



ITEM	PART NUMBER	QTY	LINE	SERIES	BODY	ENGINE	TRANS	TRIM	DESCRIPTION
7	04799073	1	1			EV0	DGQ		O RING, Transmission Clutch, PKG 05013090AA
		1	5			EV0	DGQ		
		1	1			EZ0	DGQ		
		1	5			EZ0	DGQ		
8	04799073	1	1			EV0	DGQ		O RING, Transmission Clutch, PKG 05013090AA
		1	5			EV0	DGQ		
		1	1			EZ0	DGQ		
		1	5			EZ0	DGQ		
9	04799090	1	1			EV0	DGQ		SEAL, Input, PKG 05013090AA
		1	5			EV0	DGQ		
		1	1			EZ0	DGQ		
		1	5			EZ0	DGQ		
10	04799538	1	1			EV0	DGQ		SNAP RING, Input Shaft
		1	5			EV0	DGQ		
		1	1			EZ0	DGQ		
		1	5			EZ0	DGQ		
11	04799088	1	1			EV0	DGQ		SNAP RING, Transmission
		1	5			EV0	DGQ		
		1	1			EZ0	DGQ		
		1	5			EZ0	DGQ		
12	04799087	1	1			EV0	DGQ		SPRING, Piston Return
		1	5			EV0	DGQ		
		1	1			EZ0	DGQ		
		1	5			EZ0	DGQ		
13	04799089	1	1			EV0	DGQ		O RING, Reverse & O/Drive Clutch Piston, Transmission, PKG 05013090AA
		1	1			EV0	DGQ		

ASPEN (HG)		LINE		BODY		ENGINE		TRANSMISSION	
SERIES		1 = Lt. Duty DODGE 2WD		74 = SPORT UTILITY 4-DR		EVA = 4.7L V8 MPI Engine		DGQ = 5-Spd Automatic 545RFE	
P = PREMIUM		5 = Lt. Duty DODGE 4WD		TYPE #4		EVD = 4.7L V8 FFV Engine		Transmission	
						EZB = 5.7L Hemi Multi Displacement Engine			

Input Shaft
Figure 45RFE-410

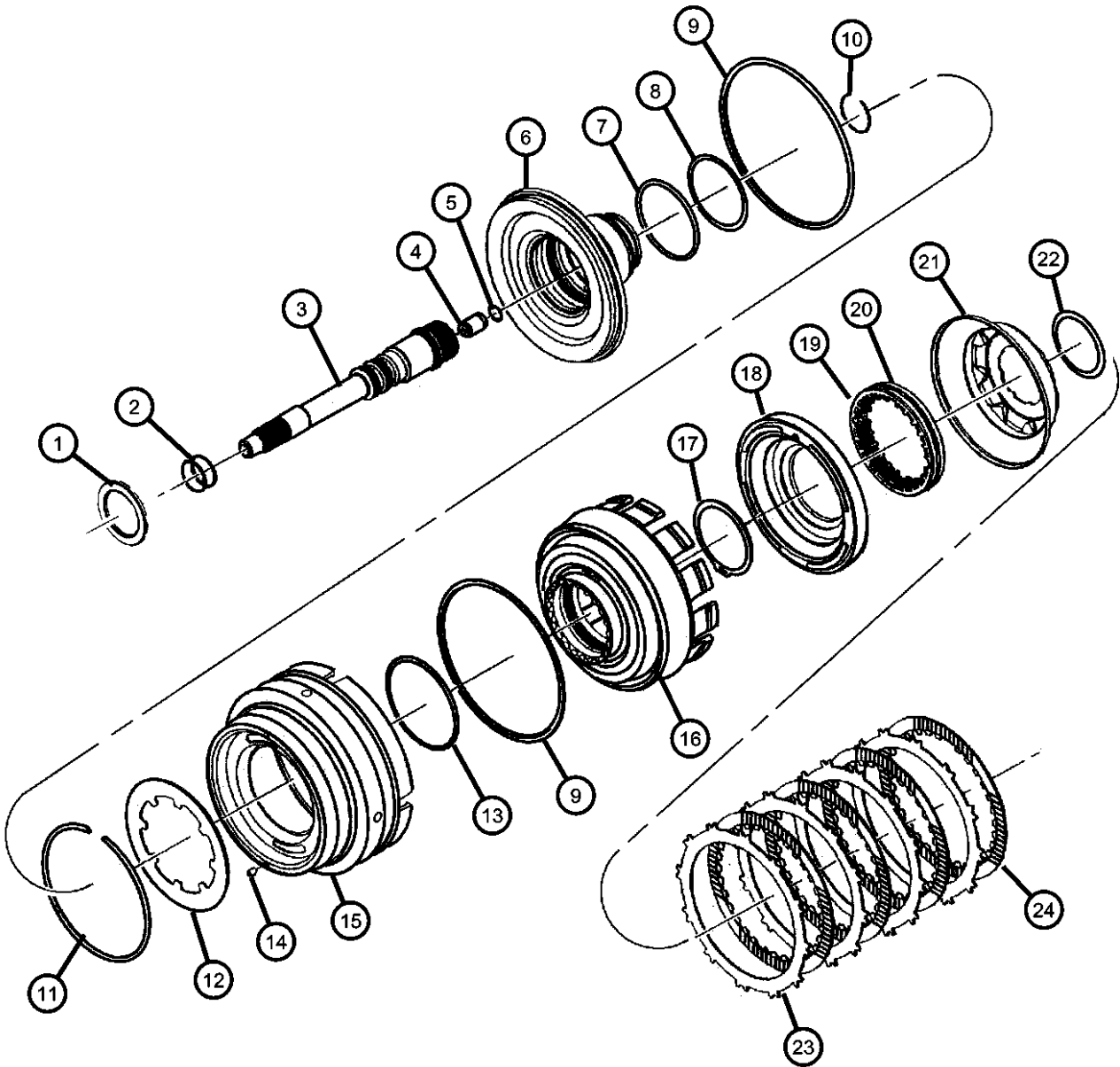


ITEM	PART NUMBER	QTY	LINE	SERIES	BODY	ENGINE	TRANS	TRIM	DESCRIPTION
14	04531903	1	5			EV0	DGQ		FILTER, Reverse And O/D Clutch
		1	1			EZ0	DGQ		
		1	5			EZ0	DGQ		
		1	1			EV0	DGQ		
15	05073525AA	1	5			EV0	DGQ		PISTON, Reverse and Overdrive
		1	1			EZ0	DGQ		
		1	5			EZ0	DGQ		
		1	1			EV0	DGQ		
16	68009648AA	AR	1			EV0	DGQ		RETAINER PACKAGE, Input clutch, 45rfe
		AR	1			EZ0	DGQ		
		AR	5			EV0	DGQ		
		AR	5			EZ0	DGQ		
17	04799247	1	1			EV0	DGQ		SNAP RING
		1	5			EV0	DGQ		
		1	1			EZ0	DGQ		
		1	5			EZ0	DGQ		
18	04799650	1	1			EV0	DGQ		PISTON, Underdrive
		1	5			EV0	DGQ		
		1	1			EZ0	DGQ		
		1	5			EZ0	DGQ		
19	05086303AA	1	1			EV0	DGQ		BEARING, Input Gear
		1	1			EZ0	DGQ		
20	04799101	1	1			EV0	DGQ		SPRING, Undredrive Piston, PKG 05013090AA
		1	5			EV0	DGQ		

ASPEN (HG)	LINE	BODY	ENGINE	TRANSMISSION
SERIES				
P = PREMIUM	1 = Lt. Duty DODGE 2WD 5 = Lt. Duty DODGE 4WD	74 = SPORT UTILITY 4-DR TYPE #4	EVA = 4.7L V8 MPI Engine EVD = 4.7L V8 FFV Engine EZB = 5.7L Hemi Multi Displacement Engine	DGQ = 5-Spd Automatic 545RFE Transmission

AR = use ase required - = Non illustrated part

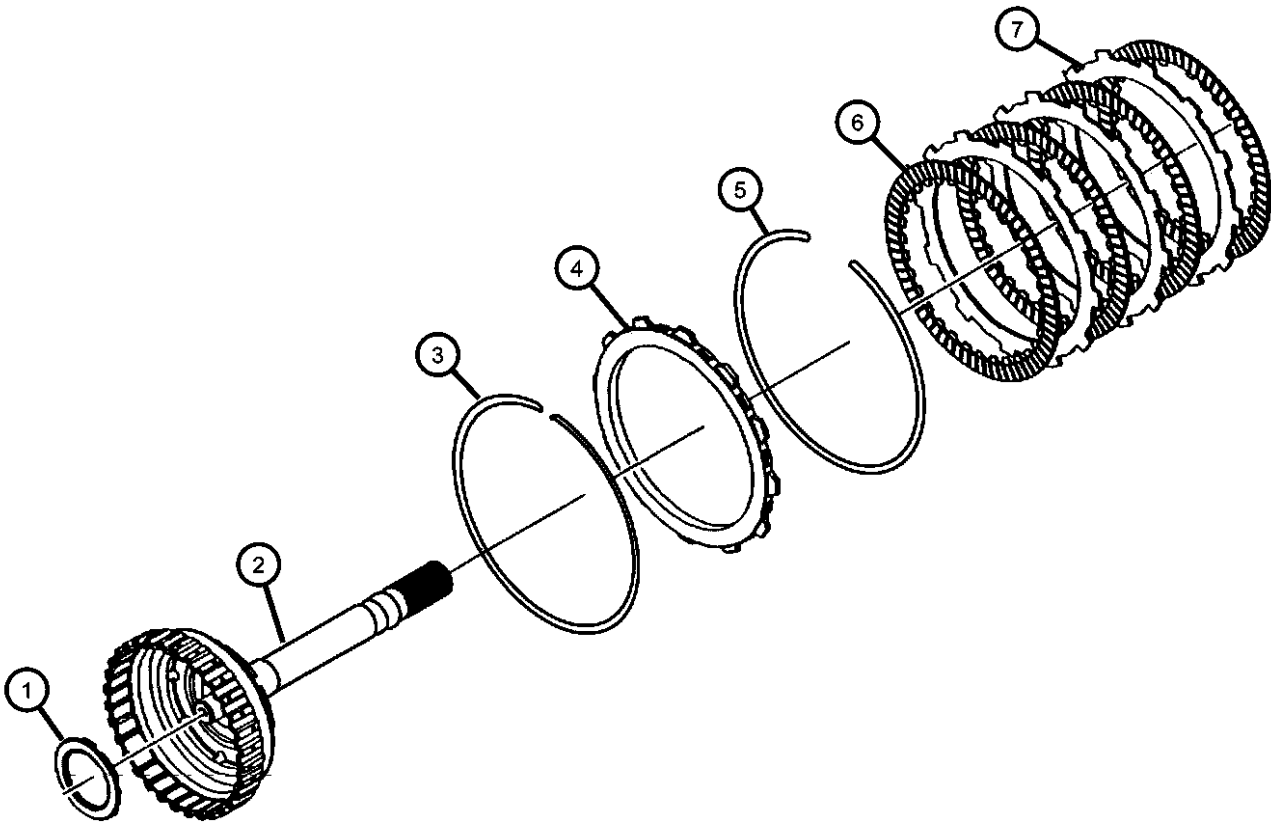
Input Shaft
Figure 45RFE-410



ITEM	PART NUMBER	QTY	LINE	SERIES	BODY	ENGINE	TRANS	TRIM	DESCRIPTION
21	04799652	1	1			EZ0	DGQ		PISTON, Underdrive
		1	5			EZ0	DGQ		
		1	1			EV0	DGQ		
		1	5			EV0	DGQ		
		1	1			EZ0	DGQ		
22	04799103	1	5			EZ0	DGQ		SNAP RING, Transmission
		1	1			EV0	DGQ		
		1	5			EV0	DGQ		
		1	1			EZ0	DGQ		
		1	5			EZ0	DGQ		
23		1							PLATE, PKG 05013090AA, (NOT SERVICED) DISC, Clutch, PKG 05013090AA, (NOT SERVICED) SNAP RING
24		1							
-25	04799097	1	1			EV0	DGQ		
		1	5			EV0	DGQ		
		1	1			EZ0	DGQ		
		1	5			EZ0	DGQ		

ASPEN (HG)	LINE	BODY	ENGINE	TRANSMISSION
SERIES				
P = PREMIUM	1 = Lt. Duty DODGE 2WD 5 = Lt. Duty DODGE 4WD	74 = SPORT UTILITY 4-DR TYPE #4	EVA = 4.7L V8 MPI Engine EVD = 4.7L V8 FFV Engine EZB = 5.7L Hemi Multi Displacement Engine	DGQ = 5-Spd Automatic 545RFE Transmission

Underdrive
Figure 45RFE-420



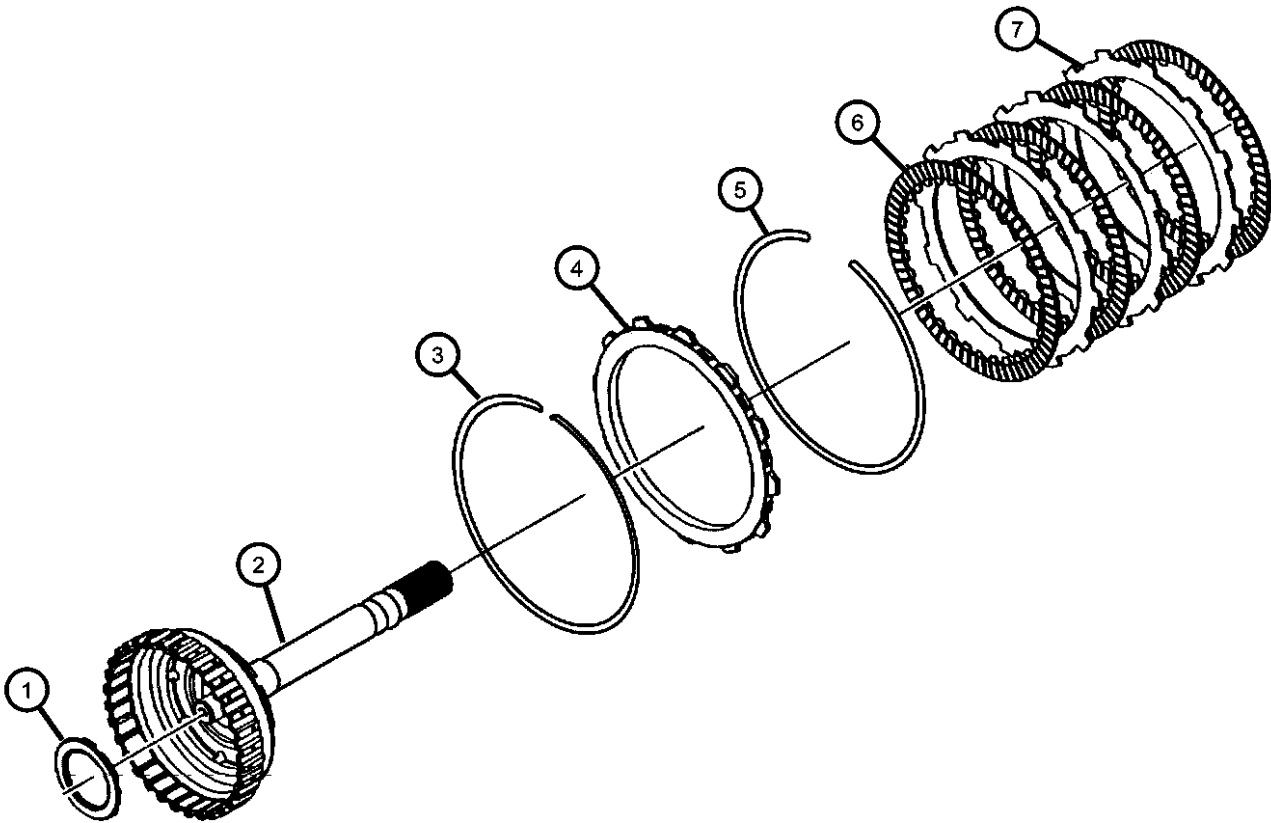
ITEM	PART NUMBER	QTY	LINE	SERIES	BODY	ENGINE	TRANS	TRIM	DESCRIPTION
NOTE: Sales Codes: [DGQ]=5 Speed Automatic Transmission - [5-45RFE] [EV0] = All 4.7L 8 Cylinder Engines [EZ0] = All 5.7L 8 Cylinder Engines									
1									THRUST BEARING, Needle Roller
	04799469	1	1			EV0	DGQ		
		1	5			EV0	DGQ		
		1	1			EZ0	DGQ		
		1	5			EZ0	DGQ		
2									HUB AND SHAFT, Underdrive Clutch
	05127485AA	1	1			EV0	DGQ		
		1	1			EZ0	DGQ		
		1	5			EV0	DGQ		
		1	5			EZ0	DGQ		
3									SNAP RING, Transmission
	04799760	1	5			EV0	DGQ		
		1	1			EZ0	DGQ		
		1	5			EZ0	DGQ		
		1	1			EV0	DGQ		
4									PLATE PACKAGE, Ud/od clutch reaction, 45rfe
	68009108AA	AR	5			EZ0	DGQ		Used Up To 9/20/06
		AR	1			EZ0	DGQ		Used Up To 9/20/06
	68009902AB	1	5			EV0	DGQ		Used After 9/20/06
		1	1			EZ0	DGQ		Used After 9/20/06
		1	5			EZ0	DGQ		Used After 9/20/06
		AR	1			EV0	DGQ		Used After 9/20/06
		AR	1			EV0	DGQ		Used Up To 9/20/06
		AR	5			EV0	DGQ		Used Up To 9/20/06
5		AR							SNAP RING, Serviced In Pkg. (05013090AA), (NOT SERVICED),
6		AR							DISC, Clutch, Serviced In Pkg. (05013090AA), (NOT SERVICED)
7		AR							PLATE, Serviced In Pkg. (05013090AA), (NOT SERVICED)
-8									PLATE, Transmission Clutch Reaction
	04799667	1	1			EV0	DGQ		

ASPEN (HG)									
SERIES	LINE			BODY		ENGINE		TRANSMISSION	
P = PREMIUM	1 = Lt. Duty DODGE 2WD 5 = Lt. Duty DODGE 4WD			74 = SPORT UTILITY 4-DR TYPE #4		EVA = 4.7L V8 MPI Engine EVD = 4.7L V8 FFV Engine EZB = 5.7L Hemi Multi Displacement Engine		DGQ = 5-Spd Automatic 545RFE Transmission	

AR = use ase required - = Non illustrated part

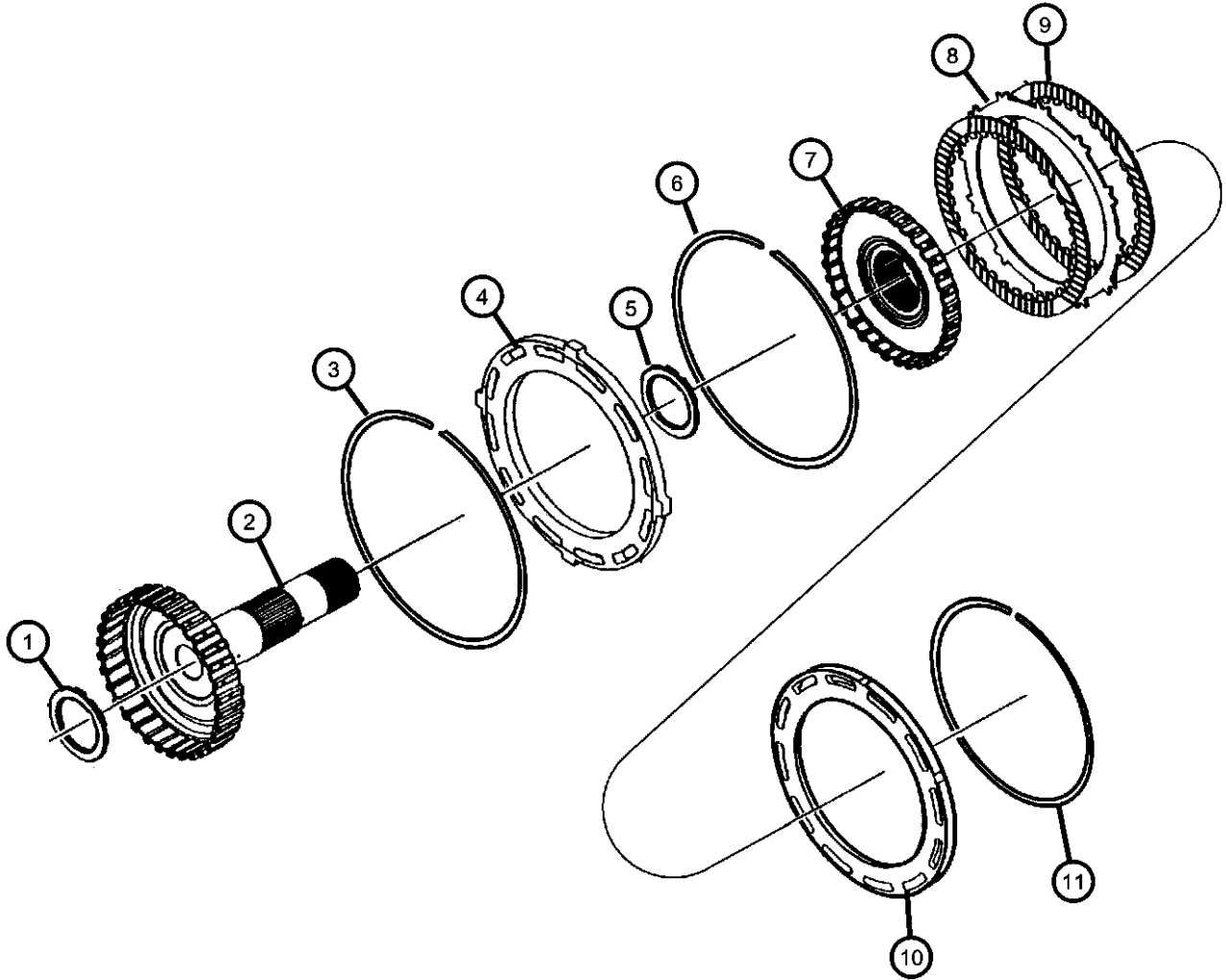
Underdrive
Figure 45RFE-420

ITEM	PART NUMBER	QTY	LINE	SERIES	BODY	ENGINE	TRANS	TRIM	DESCRIPTION
		1	5			EV0	DGQ		
		1	1			EZ0	DGQ		
		1	5			EZ0	DGQ		
-9									PLATE, Transmission Clutch Reaction
	04799687AB	1	1			EV0	DGQ		
		1	5			EV0	DGQ		
		1	1			EZ0	DGQ		
		1	5			EZ0	DGQ		



ASPEN (HG)				
SERIES	LINE	BODY	ENGINE	TRANSMISSION
P = PREMIUM	1 = Lt. Duty DODGE 2WD 5 = Lt. Duty DODGE 4WD	74 = SPORT UTILITY 4-DR TYPE #4	EVA = 4.7L V8 MPI Engine EVD = 4.7L V8 FFV Engine EZB = 5.7L Hemi Multi Displacement Engine	DGQ = 5-Spd Automatic 545RFE Transmission

Overdrive
Figure 45RFE-430



ITEM	PART NUMBER	QTY	LINE	SERIES	BODY	ENGINE	TRANS	TRIM	DESCRIPTION
NOTE: Sales Codes: [DGQ]=5 Speed Automatic Transmission - [5-45RFE] [EV0] = All 4.7L 8 Cylinder Engines [EZ0] = All 5.7L 8 Cylinder Engines									
1									THRUST BEARING, Needle Roller
	04799469	1	5			EV0	DGQ		
		1	1			EZ0	DGQ		
		1	1			EV0	DGQ		
		1	5			EZ0	DGQ		
2									HUB AND SHAFT, Overdrive Clutch
	04799550	1	5			EZ0	DGQ		
		1	1			EV0	DGQ		
		1	5			EV0	DGQ		
		1	1			EZ0	DGQ		
3									SNAP RING, Overdrive Clutch
	04799118	1	1			EV0	DGQ		
		1	5			EV0	DGQ		
		1	1			EZ0	DGQ		
		1	5			EZ0	DGQ		
4									PLATE, Clutch Pressure
	04799116AB	1	1			EV0	DGQ		
		1	5			EV0	DGQ		
		1	1			EZ0	DGQ		
		1	5			EZ0	DGQ		
5									THRUST BEARING, Needle Roller
	04799469	1	1			EV0	DGQ		
		1	5			EV0	DGQ		
		1	1			EZ0	DGQ		
		1	5			EZ0	DGQ		
6									SNAP RING, Transmission
	04799117	1	1			EV0	DGQ		
		1	5			EV0	DGQ		
		1	1			EZ0	DGQ		
		1	5			EZ0	DGQ		
7									HUB AND SHAFT, Reverse Clutch

ASPEN (HG)				
SERIES	LINE	BODY	ENGINE	TRANSMISSION
P = PREMIUM	1 = Lt. Duty DODGE 2WD 5 = Lt. Duty DODGE 4WD	74 = SPORT UTILITY 4-DR TYPE #4	EVA = 4.7L V8 MPI Engine EVD = 4.7L V8 FFV Engine EZB = 5.7L Hemi Multi Displacement Engine	DGQ = 5-Spd Automatic 545RFE Transmission

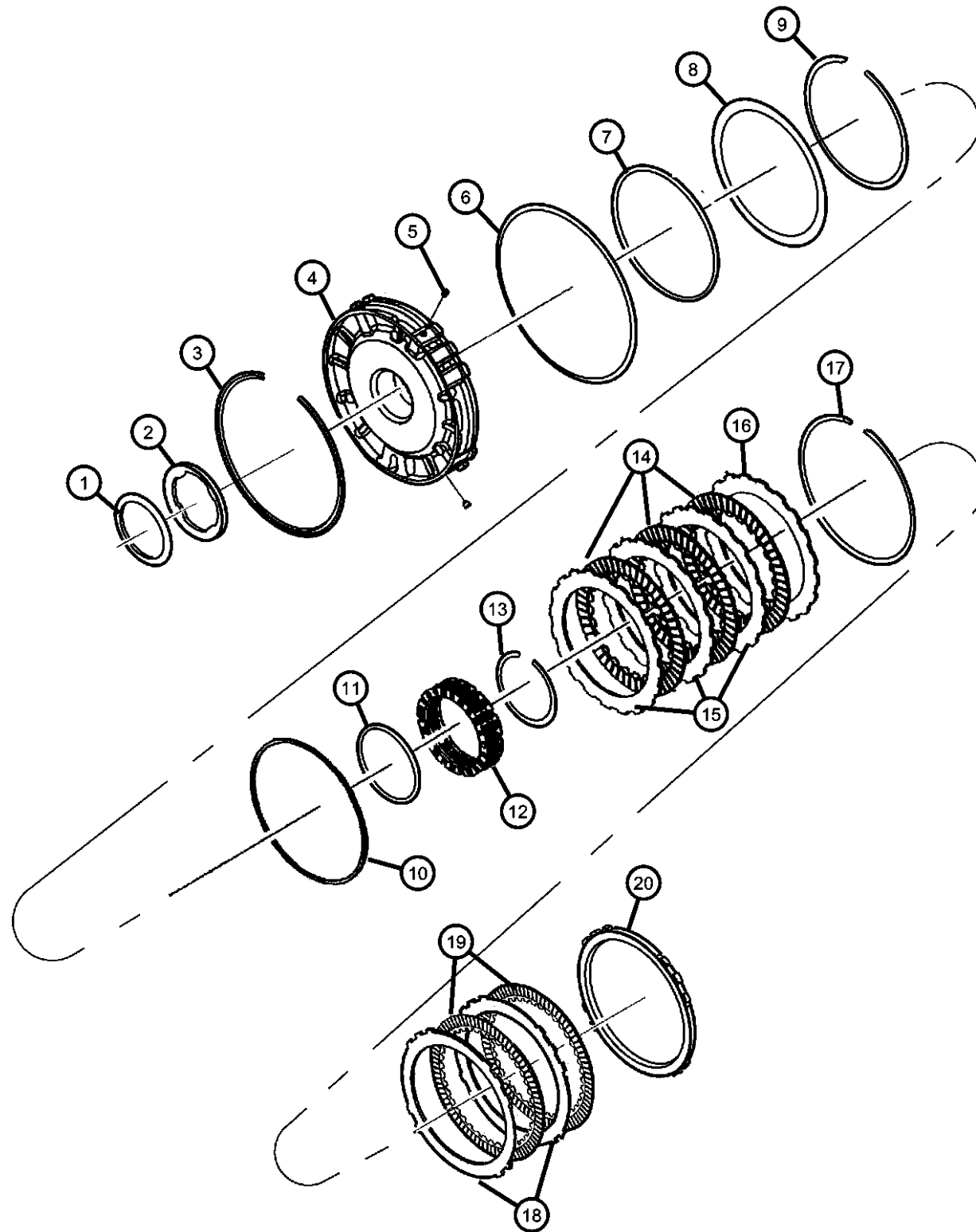
Overdrive
Figure 45RFE-430

ITEM	PART NUMBER	QTY	LINE	SERIES	BODY	ENGINE	TRANS	TRIM	DESCRIPTION
	04799556	1	1			EV0	DGQ		
		1	5			EV0	DGQ		
		1	1			EZ0	DGQ		
		1	5			EZ0	DGQ		
8		1							PLATE, PKG 05013090AA, (NOT SERVICED)
9		1							DISC, Clutch, PKG 05013090AA, (NOT SERVICED)
10									PLATE, Transmission Clutch Reaction
	04799121	1	1			EV0	DGQ		
		1	5			EV0	DGQ		
		1	1			EZ0	DGQ		
		1	5			EZ0	DGQ		
11		1							SNAP RING, PKG 05013090AA, (NOT SERVICED)

Exploded view diagram of the Overdrive assembly (Figure 45RFE-430). The diagram shows the following components labeled with circled numbers: 1. Input shaft gear, 2. Input shaft, 3. Input shaft seal, 4. Input shaft housing, 5. Input shaft housing seal, 6. Input shaft housing cover, 7. Input shaft housing cover seal, 8. Input shaft housing cover plate, 9. Input shaft housing cover disc, 10. Input shaft housing cover plate, 11. Input shaft housing cover snap ring.

ASPEN (HG)	LINE	BODY	ENGINE	TRANSMISSION
SERIES				
P = PREMIUM	1 = Lt. Duty DODGE 2WD 5 = Lt. Duty DODGE 4WD	74 = SPORT UTILITY 4-DR TYPE #4	EVA = 4.7L V8 MPI Engine EVD = 4.7L V8 FFV Engine EZB = 5.7L Hemi Multi Displacement Engine	DGQ = 5-Spd Automatic 545RFE Transmission

2 / 4 Clutch Retainer
Figure 45RFE-440



ITEM	PART NUMBER	QTY	LINE	SERIES	BODY	ENGINE	TRANS	TRIM	DESCRIPTION
NOTE: Sales Codes: [DGQ]=5 Speed Automatic Transmission - [5-45RFE] [EV0] = All 4.7L 8 Cylinder Engines [EZ0] = All 5.7L 8 Cylinder Engines									
1	04799469	1	1			EV0	DGQ		THRUST BEARING, Needle Roller
		1	5			EV0	DGQ		
		1	1			EZ0	DGQ		
		1	5			EZ0	DGQ		
2		1							PLATE, Clutch Hub Thrust, PKG 05013093AB, (NOT SERVICED)
3	04799680AB	1	1			EV0	DGQ		SNAP RING, Transmission
		1	5			EV0	DGQ		
		1	1			EZ0	DGQ		
		1	5			EZ0	DGQ		
4	04799498AC	1	1			EV0	DGQ		RETAINER, Transmission 2nd and 4th Clutch Piston
		1	5			EV0	DGQ		
		1	1			EZ0	DGQ		
		1	5			EZ0	DGQ		
5	04799086	1	1			EV0	DGQ		BLEED ORIFICE, Transmission
		1	5			EV0	DGQ		
		1	1			EZ0	DGQ		
		1	5			EZ0	DGQ		
6	04799174	1	5			EZ0	DGQ		SNAP RING, Transmission
		1	1			EV0	DGQ		
		1	5			EV0	DGQ		
		1	1			EZ0	DGQ		
7		1							RING, PKG 05013093AB, (NOT SERVICED)
8	04799521	1	1			EV0	DGQ		SPRING, 2nd And 4th Clutch Piston
		1	5			EV0	DGQ		

ASPEN (HG)

SERIES

P = PREMIUM

LINE

1 = Lt. Duty DODGE 2WD

5 = Lt. Duty DODGE 4WD

BODY

74 = SPORT UTILITY 4-DR

TYPE #4

ENGINE

EVA = 4.7L V8 MPI Engine

EVD = 4.7L V8 FFV Engine

EZB = 5.7L Hemi Multi

Displacement Engine

TRANSMISSION

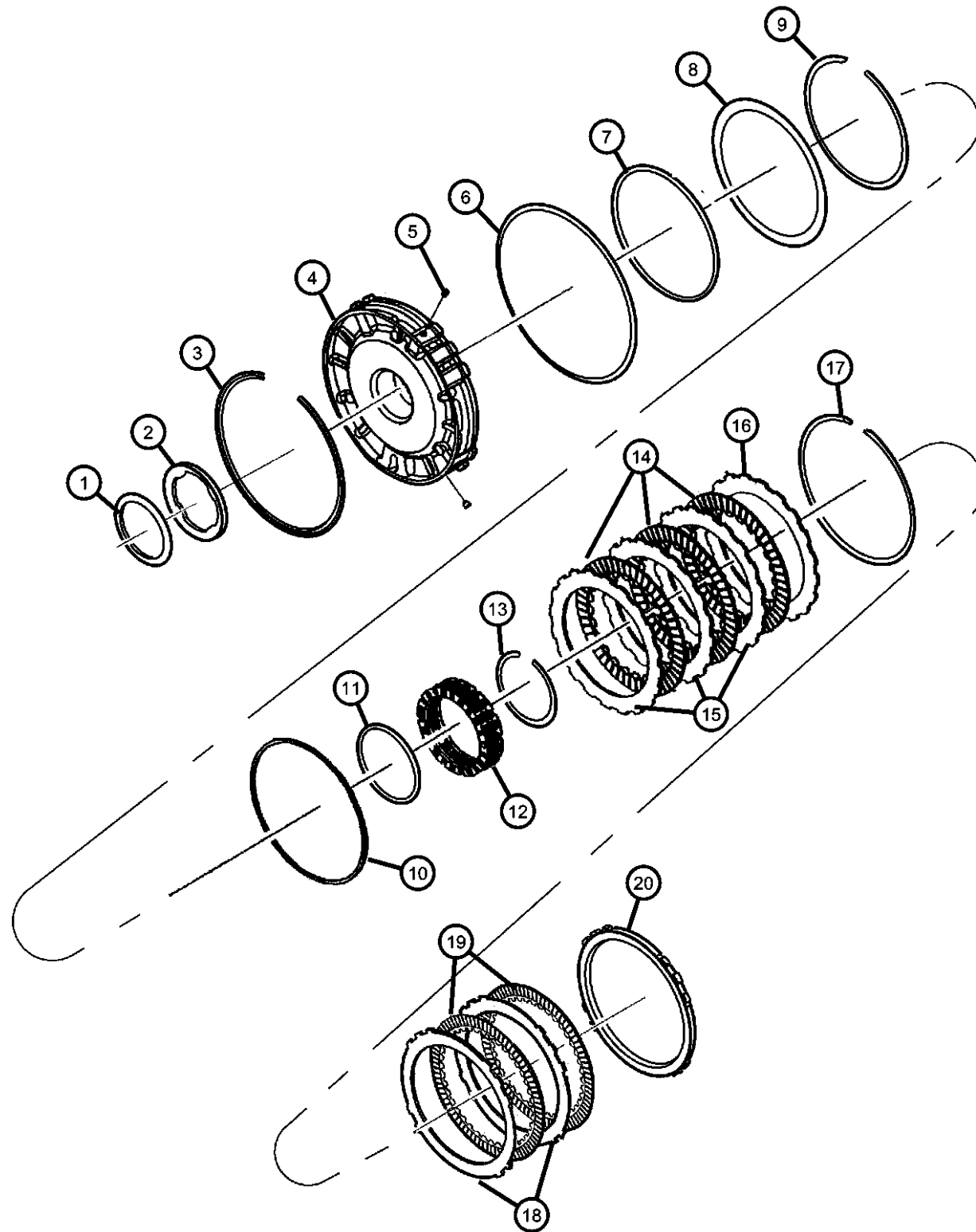
DGQ = 5-Spd Automatic 545RFE

Transmission

AR = use ase required - = Non illustrated part

2007 HG

2 / 4 Clutch Retainer
Figure 45RFE-440



ITEM	PART NUMBER	QTY	LINE	SERIES	BODY	ENGINE	TRANS	TRIM	DESCRIPTION
9	04799680AB	1	1			EZ0	DGQ		SNAP RING, Transmission
		1	5			EZ0	DGQ		
		1	1			EV0	DGQ		
		1	5			EV0	DGQ		
		1	1			EZ0	DGQ		
10		1	5			EZ0	DGQ		RING, PKG 05013093AB, (NOT SERVICED)
		1	1			EZ0	DGQ		
		1	5			EZ0	DGQ		
		1	1			EZ0	DGQ		
		1	5			EZ0	DGQ		
11		1							RING, PKG 05013093AB, (NOT SERVICED)
12									SPRING, 2nd And 4th Clutch Piston
13	04799527AB	1	1			EV0	DGQ		SNAP RING, Transmission
		1	5			EV0	DGQ		
		1	1			EZ0	DGQ		
		1	5			EZ0	DGQ		
		1	5			EZ0	DGQ		
14	04799680AB	1	1			EV0	DGQ		RING, PKG 05013093AB, (NOT SERVICED)
		1	5			EV0	DGQ		
		1	1			EZ0	DGQ		
		1	5			EZ0	DGQ		
		1	5			EZ0	DGQ		
15		1							DISC, Clutch, PKG 05013087AA, (NOT SERVICED)
16									PLATE, Clutch Separator, PKG 05013087AA, (NOT SERVICED)
17	04799533	1	1			EV0	DGQ		PLATE, Transmission Clutch Reaction
		1	5			EV0	DGQ		
		1	1			EZ0	DGQ		
		1	5			EZ0	DGQ		
		1	5			EZ0	DGQ		
18		1							SNAP RING, Transmission, PKG 05013087AA, (NOT SERVICED)
19		1							PLATE, PKG 05013087AA, (NOT SERVICED)
20		1							DISC, Clutch, PKG 05013087AA, (NOT SERVICED)
									PLATE, Transmission Clutch Reaction

ASPEN (HG)

SERIES

P = PREMIUM

LINE

1 = Lt. Duty DODGE 2WD

5 = Lt. Duty DODGE 4WD

BODY

74 = SPORT UTILITY 4-DR
TYPE #4

ENGINE

EVA = 4.7L V8 MPI Engine
EVD = 4.7L V8 FFV Engine
EZB = 5.7L Hemi Multi
Displacement Engine

TRANSMISSION

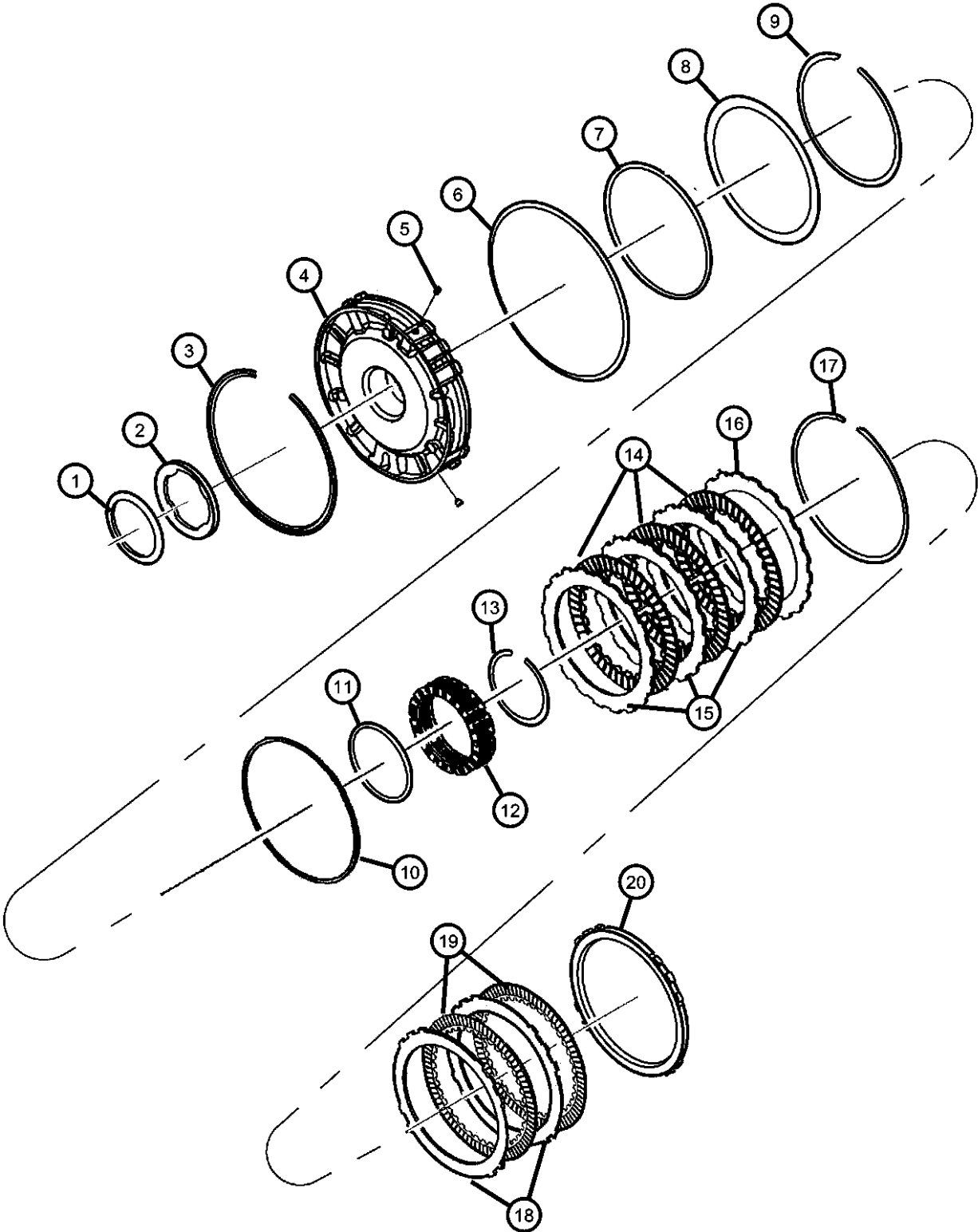
DGQ = 5-Spd Automatic 545RFE
Transmission

AR = use ase required - = Non illustrated part

2007 HG

<< RETURN TO GROUP INDEX

2 / 4 Clutch Retainer
Figure 45RFE-440

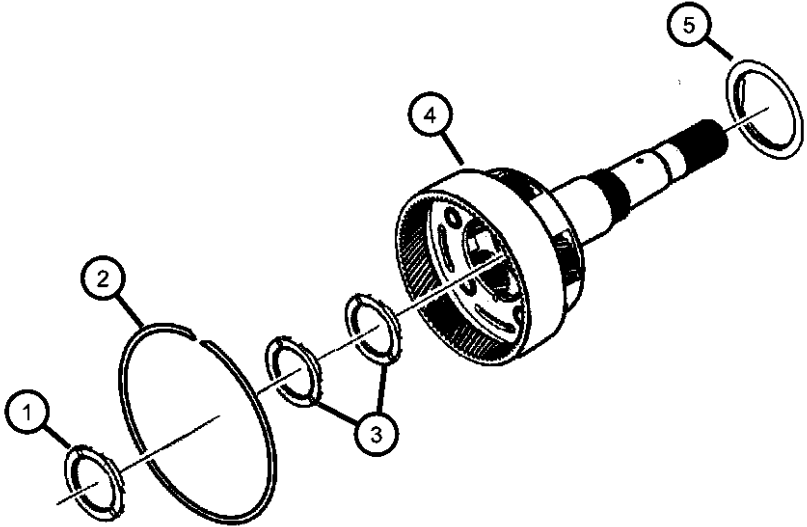


ITEM	PART NUMBER	QTY	LINE	SERIES	BODY	ENGINE	TRANS	TRIM	DESCRIPTION
------	-------------	-----	------	--------	------	--------	-------	------	-------------

04799687AB	1	1				EV0	DGQ		
	1	5				EV0	DGQ		
	1	1				EZ0	DGQ		
	1	5				EZ0	DGQ		

ASPEN (HG)									
SERIES	LINE	BODY		ENGINE		TRANSMISSION			
P = PREMIUM	1 = Lt. Duty DODGE 2WD 5 = Lt. Duty DODGE 4WD	74 = SPORT UTILITY 4-DR TYPE #4		EVA = 4.7L V8 MPI Engine EVD = 4.7L V8 FFV Engine EZB = 5.7L Hemi Multi Displacement Engine		DGQ = 5-Spd Automatic 545RFE Transmission			

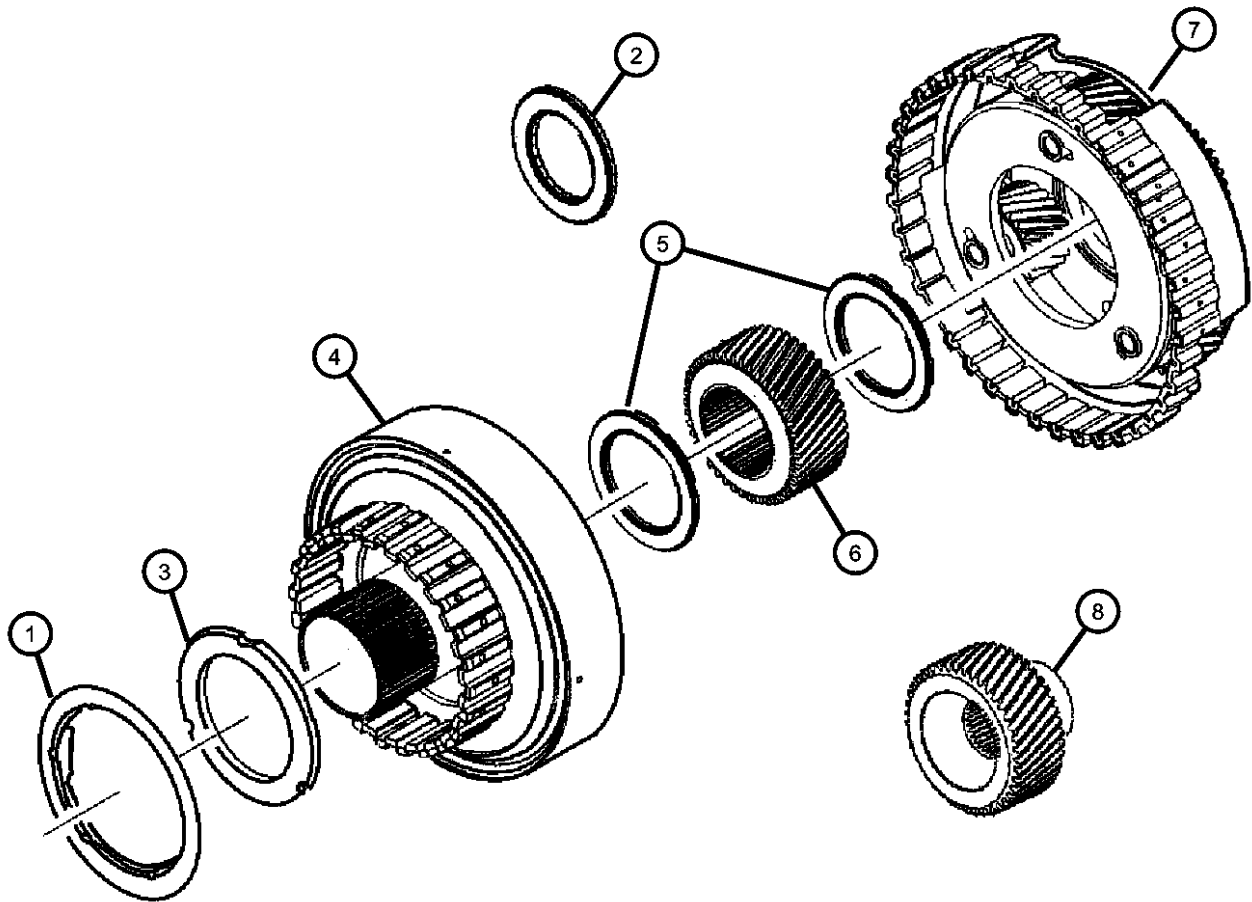
Input / Reverse Planetary
Figure 45RFE-450



ITEM	PART NUMBER	QTY	LINE	SERIES	BODY	ENGINE	TRANS	TRIM	DESCRIPTION
NOTE: Sales Codes: [DGQ]=5 Speed Automatic Transmission - [5-45RFE] [EV0] = All 4.7L 8 Cylinder Engines [EZ0] = All 5.7L 8 Cylinder Engines									
1									THRUST BEARING, Needle Roller
	04799469	1	1			EV0	DGQ		
		1	5			EV0	DGQ		
		1	1			EZ0	DGQ		
		1	5			EZ0	DGQ		
2									SNAP RING
	04799247	1	1			EV0	DGQ		
		1	5			EV0	DGQ		
		1	1			EZ0	DGQ		
		1	5			EZ0	DGQ		
3									THRUST BEARING, Needle Roller
	52119464AB	1	5			EZ0	DGQ		
		1	1			EV0	DGQ		
		1	5			EV0	DGQ		
		1	1			EZ0	DGQ		
4									CARRIER, Input Complete
	04799500AD	1	1			EV0	DGQ		
		1	1			EZ0	DGQ		
		1	5			EV0	DGQ		
		1	5			EZ0	DGQ		
5									THRUST BEARING, Needle Roller
	04799459	1	1			EV0	DGQ		
		1	5			EV0	DGQ		
		1	1			EZ0	DGQ		
		1	5			EZ0	DGQ		
-6									CARRIER, Reverse Complete
	04799503AE	1	1			EV0	DGQ		
		1	5			EV0	DGQ		
		1	1			EZ0	DGQ		
		1	5			EZ0	DGQ		

ASPEN (HG)									
SERIES	LINE			BODY		ENGINE		TRANSMISSION	
P = PREMIUM	1 = Lt. Duty DODGE 2WD 5 = Lt. Duty DODGE 4WD			74 = SPORT UTILITY 4-DR TYPE #4		EVA = 4.7L V8 MPI Engine EVD = 4.7L V8 FFV Engine EZB = 5.7L Hemi Multi Displacement Engine		DGQ = 5-Spd Automatic 545RFE Transmission	

Reaction Annulus / Sun Gear
Figure 45RFE-460

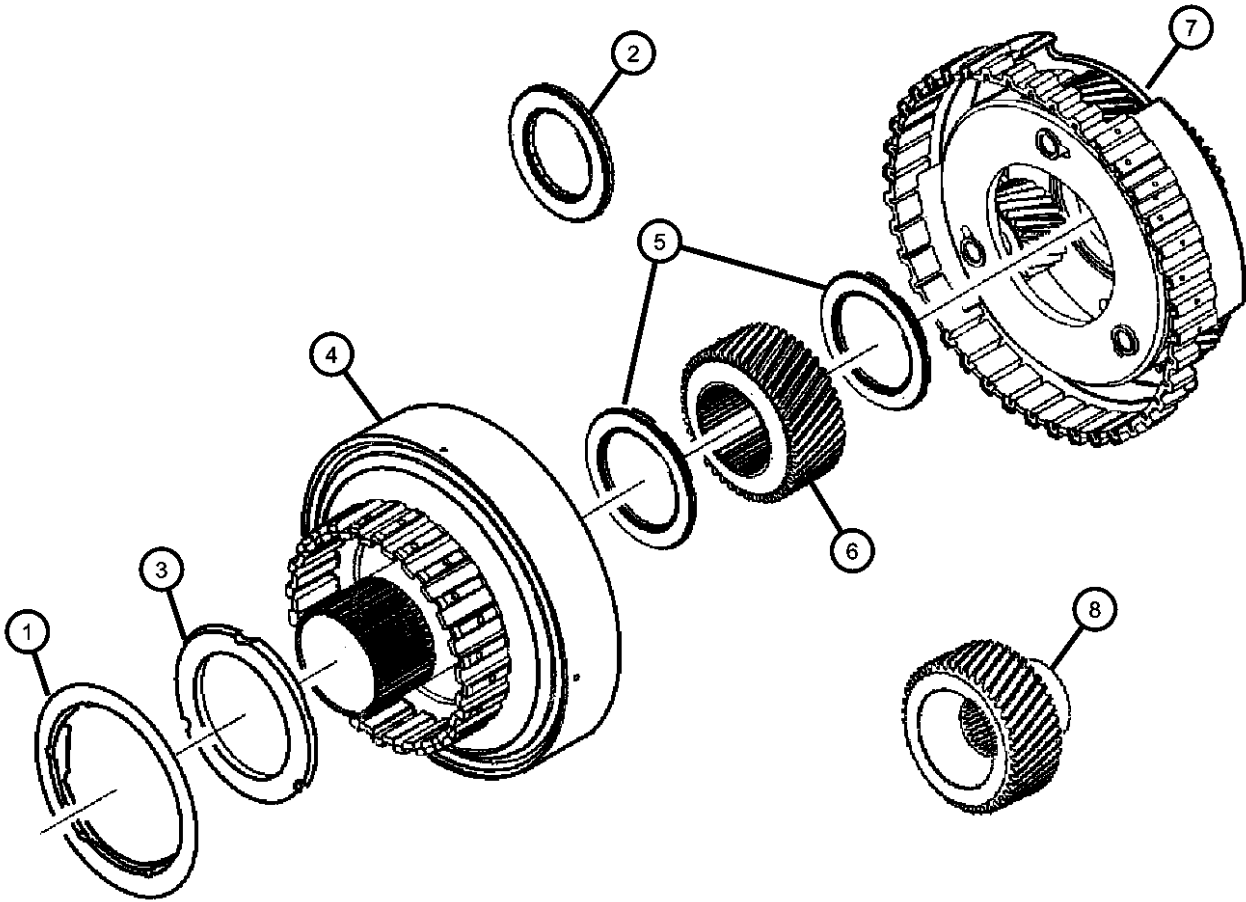


ITEM	PART NUMBER	QTY	LINE	SERIES	BODY	ENGINE	TRANS	TRIM	DESCRIPTION
NOTE: Sales Codes: [DGQ]=5 Speed Automatic Transmission - [5-45RFE] [EV0] = All 4.7L 8 Cylinder Engines [EZ0] = All 5.7L 8 Cylinder Engines									
1	04799459	1	1			EV0	DGQ		THRUST BEARING, Needle Roller
		1	5			EV0	DGQ		
		1	1			EZ0	DGQ		
		1	5			EZ0	DGQ		
2	52119464AB	1	1			EV0	DGQ		THRUST BEARING, Needle Roller
		1	5			EV0	DGQ		
		1	1			EZ0	DGQ		
		1	5			EZ0	DGQ		
3		1							THRUST WASHER, Planetary Carrier, PKG 05013092AA, (NOT SERVICED)
4	04799604	1	1			EZ0	DGQ		GEAR, Annulus
		1	5			EZ0	DGQ		
		1	1			EV0	DGQ		
		1	5			EV0	DGQ		
5	04799459	1	1			EV0	DGQ		THRUST BEARING, Needle Roller
		1	5			EV0	DGQ		
		1	1			EZ0	DGQ		
		1	5			EZ0	DGQ		
6	04799602	1	1			EV0	DGQ		GEAR, Reaction Sun
		1	5			EV0	DGQ		
		1	1			EZ0	DGQ		
		1	5			EZ0	DGQ		
7	04799619AB	1	5			EZ0	DGQ		CARRIER, Reaction Complete
		1	1			EV0	DGQ		
		1	5			EV0	DGQ		

ASPEN (HG)				
SERIES	LINE	BODY	ENGINE	TRANSMISSION
P = PREMIUM	1 = Lt. Duty DODGE 2WD 5 = Lt. Duty DODGE 4WD	74 = SPORT UTILITY 4-DR TYPE #4	EVA = 4.7L V8 MPI Engine EVD = 4.7L V8 FFV Engine EZB = 5.7L Hemi Multi Displacement Engine	DGQ = 5-Spd Automatic 545RFE Transmission

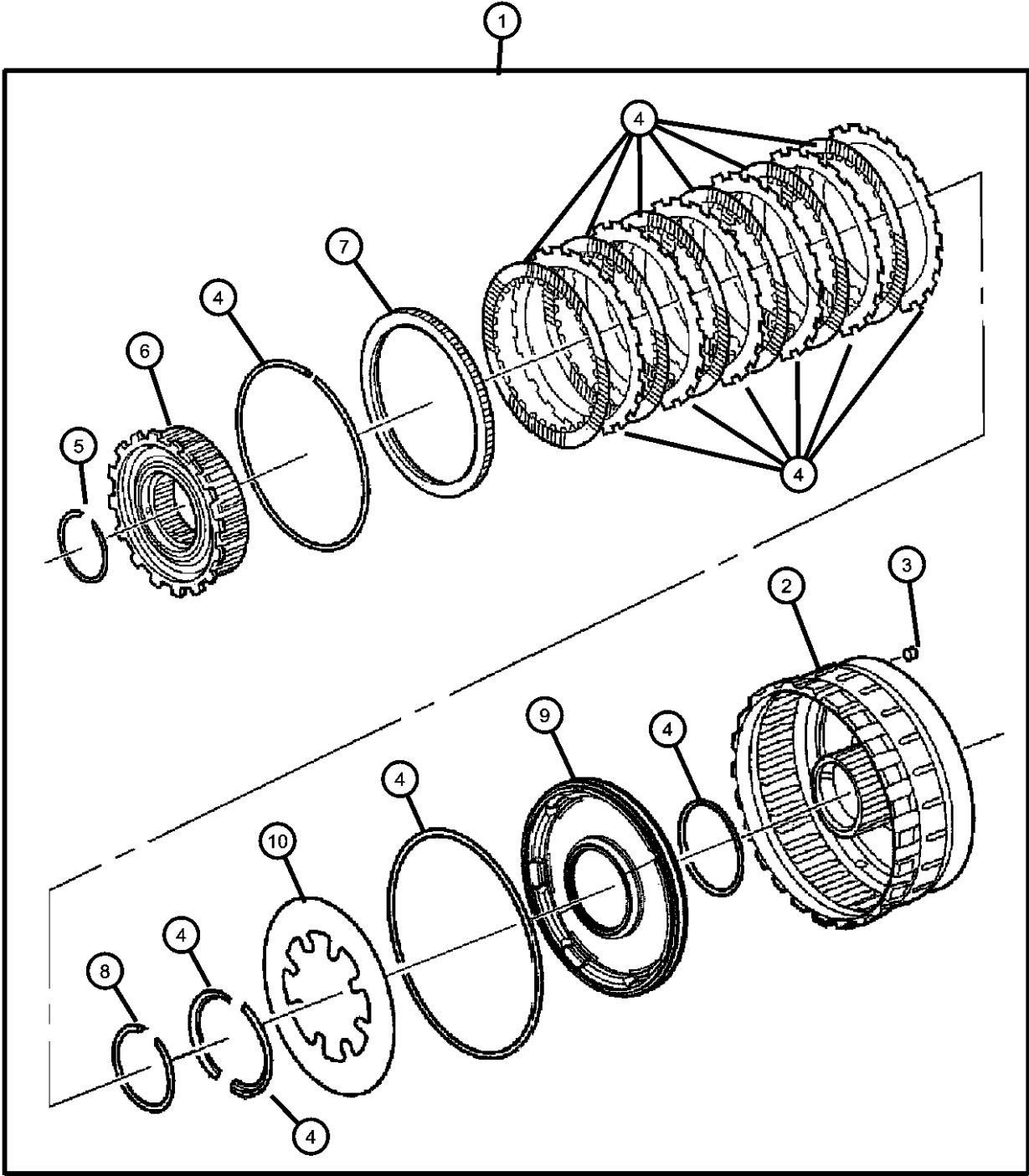
Reaction Annulus / Sun Gear
Figure 45RFE-460

ITEM	PART NUMBER	QTY	LINE	SERIES	BODY	ENGINE	TRANS	TRIM	DESCRIPTION
8	04799586AB	1	1			EZ0	DGQ		GEAR, Input Sun
		1	1			EV0	DGQ		
		1	5			EV0	DGQ		
		1	1			EZ0	DGQ		
		1	5			EZ0	DGQ		



ASPEN (HG)	LINE	BODY	ENGINE	TRANSMISSION
SERIES				
P = PREMIUM	1 = Lt. Duty DODGE 2WD 5 = Lt. Duty DODGE 4WD	74 = SPORT UTILITY 4-DR TYPE #4	EVA = 4.7L V8 MPI Engine EVD = 4.7L V8 FFV Engine EZB = 5.7L Hemi Multi Displacement Engine	DGQ = 5-Spd Automatic 545RFE Transmission

Low / Reverse Clutch
Figure 45RFE-470

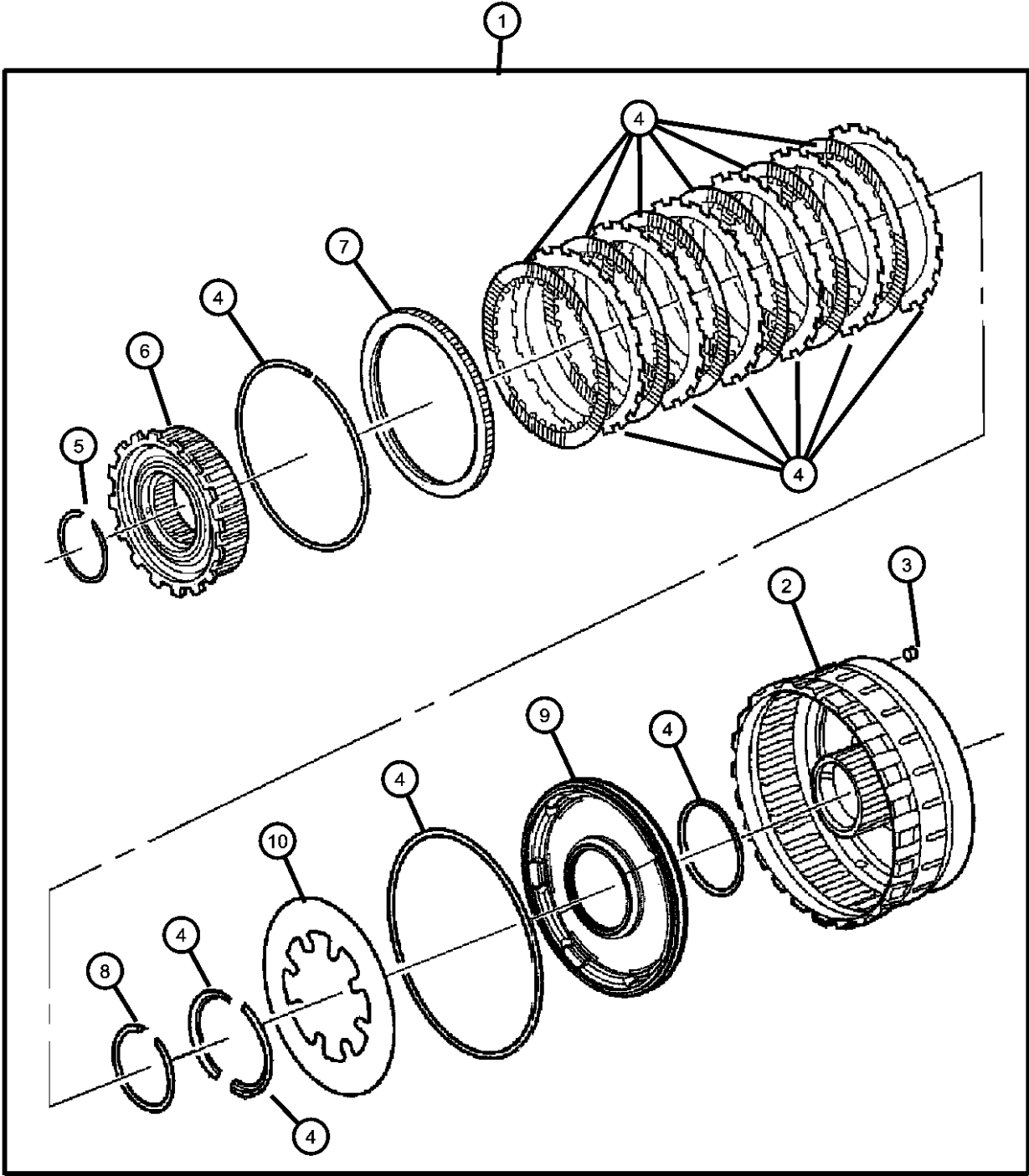


ITEM	PART NUMBER	QTY	LINE	SERIES	BODY	ENGINE	TRANS	TRIM	DESCRIPTION
------	-------------	-----	------	--------	------	--------	-------	------	-------------

NOTE: Sales Codes: [DGQ]=5 Speed Automatic Transmission / [5-45RFE] [EZ0]=All 5.7L 8 Cylinder Engines									
1	04799457AE	1	1			EV0	DGQ		CLUTCH, L/R Clutch
		1	5			EV0	DGQ		
		1	1			EZ0	DGQ		
		1	5			EZ0	DGQ		
2	05013027AA	1	1			EV0	DGQ		RETAINER, Clutch
		1	5			EV0	DGQ		
		1	1			EZ0	DGQ		
		1	5			EZ0	DGQ		
3	04799086	1	1			EV0	DGQ		BLEED ORIFICE, Transmission
		1	5			EV0	DGQ		
		1	1			EZ0	DGQ		
		1	5			EZ0	DGQ		
4	05073003AB	1	1			EV0	DGQ		CLUTCH PACKAGE, Automatic Transmission, Low/Reverse
		1	5			EV0	DGQ		
		1	1			EZ0	DGQ		
		1	5			EZ0	DGQ		
5	04799863AA	1	1			EV0	DGQ		SNAP RING
		1	5			EV0	DGQ		
		1	1			EZ0	DGQ		
		1	5			EZ0	DGQ		
6	04799465	1	5			EV0	DGQ		CLUTCH, Overrunning
		1	1			EZ0	DGQ		
		1	5			EZ0	DGQ		
		1	1			EV0	DGQ		
7									PLATE, Transmission Clutch Reaction

ASPEN (HG)	LINE	BODY	ENGINE	TRANSMISSION
SERIES				
P = PREMIUM	1 = Lt. Duty DODGE 2WD 5 = Lt. Duty DODGE 4WD	74 = SPORT UTILITY 4-DR TYPE #4	EVA = 4.7L V8 MPI Engine EVD = 4.7L V8 FFV Engine EZB = 5.7L Hemi Multi Displacement Engine	DGQ = 5-Spd Automatic 545RFE Transmission

Low / Reverse Clutch
Figure 45RFE-470



ITEM	PART NUMBER	QTY	LINE	SERIES	BODY	ENGINE	TRANS	TRIM	DESCRIPTION
	04799667	1	1			EV0	DGQ		
		1	5			EV0	DGQ		
		1	1			EZ0	DGQ		
		1	5			EZ0	DGQ		
8	04799863AA	1	1			EV0	DGQ		SNAP RING
		1	5			EV0	DGQ		
		1	1			EZ0	DGQ		
		1	5			EZ0	DGQ		
9	05179008AA	1	1			EV0	DGQ		PISTON PACKAGE, Piston & spring, low/reverse, Includes Item # 10
		1	5			EV0	DGQ		
		1	1			EZ0	DGQ		
		1	5			EZ0	DGQ		
10	04799640AC	1	1			EV0	DGQ		SPRING, Low/Reverse Clutch Piston
		1	5			EV0	DGQ		
		1	1			EZ0	DGQ		
		1	5			EZ0	DGQ		

ASPEN (HG)				
SERIES	LINE	BODY	ENGINE	TRANSMISSION
P = PREMIUM	1 = Lt. Duty DODGE 2WD 5 = Lt. Duty DODGE 4WD	74 = SPORT UTILITY 4-DR TYPE #4	EVA = 4.7L V8 MPI Engine EVD = 4.7L V8 FFV Engine EZB = 5.7L Hemi Multi Displacement Engine	DGQ = 5-Spd Automatic 545RFE Transmission

Valve Body
Figure 45RFE-710

ITEM	PART NUMBER	QTY	LINE	SERIES	BODY	ENGINE	TRANS	TRIM	DESCRIPTION
NOTE: Sales Codes: [DGQ]=5 Speed Automatic Transmission - [5-45RFE] [EV0] = All 4.7L 8 Cylinder Engines [EZ0] = All 5.7L 8 Cylinder Engines									
1	05170877AC	1	1			EV0	DGQ		SOLENOID PACKAGE, Valve Body
		1	5			EV0	DGQ		
		1	1			EZ0	DGQ		
		1	5			EZ0	DGQ		
2		1							SEAL, Manual Valve Position Sensor, Serviced With # 1, (NOT SERVICED)
3	05166834AB	1	1			EV0	DGQ		
		1	5			EV0	DGQ		VALVE BODY, Transfer Plate and Valve
		1	1			EZ0	DGQ		
		1	5			EZ0	DGQ		
4	04799654AC	1	1			EV0	DGQ		
		1	5			EV0	DGQ		PLATE, Manual Valve Cam
		1	1			EZ0	DGQ		
		1	5			EZ0	DGQ		
5	06508087AA	1	1			EV0	DGQ		
		1	5			EV0	DGQ		SCREW, Shoulder/Truss, M5x.8x12.5
		1	1			EZ0	DGQ		
		1	5			EZ0	DGQ		
6	04799778	3	1			EV0	DGQ		
		3	5			EV0	DGQ		SEAL, Clutch Feed
		3	1			EZ0	DGQ		
		3	5			EZ0	DGQ		
7	52119501AA	1	1			EV0	DGQ		
		1	5			EV0	DGQ		DETENT, Valve Body

ASPEN (HG)	LINE	BODY	ENGINE	TRANSMISSION
SERIES				
P = PREMIUM	1 = Lt. Duty DODGE 2WD 5 = Lt. Duty DODGE 4WD	74 = SPORT UTILITY 4-DR TYPE #4	EVA = 4.7L V8 MPI Engine EVD = 4.7L V8 FFV Engine EZB = 5.7L Hemi Multi Displacement Engine	DGQ = 5-Spd Automatic 545RFE Transmission

AR = use ase required - = Non illustrated part

Valve Body
Figure 45RFE-710

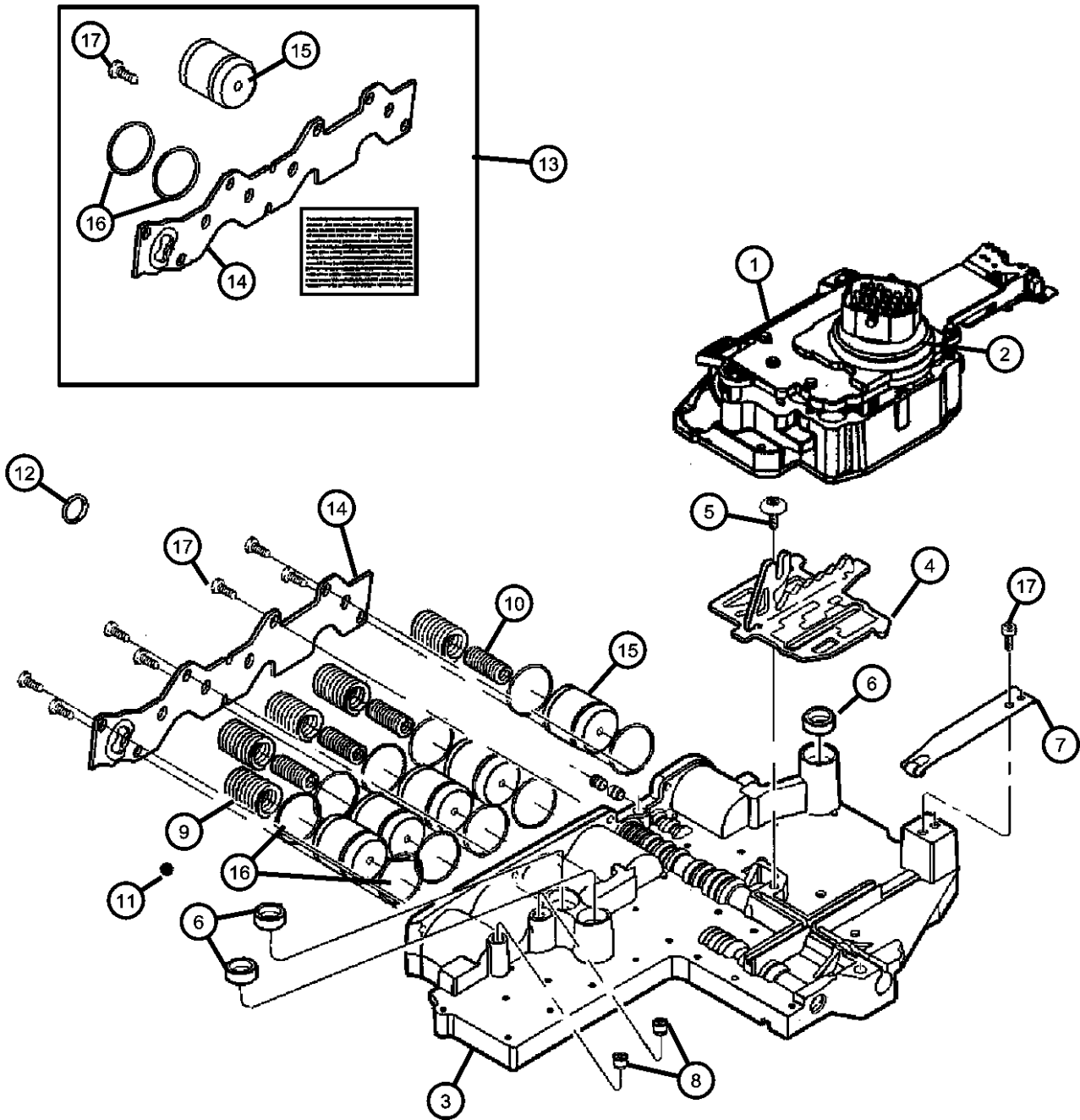
ITEM	PART NUMBER	QTY	LINE	SERIES	BODY	ENGINE	TRANS	TRIM	DESCRIPTION
8	04799086	1	1			EZ0	DGQ		BLEED ORIFICE, Transmission
		1	5			EZ0	DGQ		
		1	1			EV0	DGQ		
		1	5			EV0	DGQ		
		1	1			EZ0	DGQ		
9	04471880	1	5			EZ0	DGQ		SPRING, Accumulator
		1	1			EV0	DGQ		
		1	5			EV0	DGQ		
		1	1			EZ0	DGQ		
		1	5			EZ0	DGQ		
10	52119702AA	4	1			EV0	DGQ		SPRING, Accumulator
		4	5			EV0	DGQ		
		4	1			EZ0	DGQ		
		4	5			EZ0	DGQ		
		4	5			EZ0	DGQ		
11	52118261	7	1			EV0	DGQ		BALL, Check
		7	5			EV0	DGQ		
		7	1			EZ0	DGQ		
		7	5			EZ0	DGQ		
		7	5			EZ0	DGQ		
12	06505335AA	1	1			EV0	DGQ		O RING, Control Valve
		1	5			EV0	DGQ		
		1	1			EZ0	DGQ		
		1	5			EZ0	DGQ		
		1	5			EZ0	DGQ		
13	05174633AA	1	1			EV0	DGQ		ACCUMULATOR KIT, Accumulator Cover
		1	1			EZ0	DGQ		
		1	5			EV0	DGQ		
		1	5			EZ0	DGQ		
		1	5			EZ0	DGQ		
14	04799598AB	1	1			EV0	DGQ		COVER, Accumulator
		1	1			EV0	DGQ		

ASPEN (HG)				
SERIES	LINE	BODY	ENGINE	TRANSMISSION
P = PREMIUM	1 = Lt. Duty DODGE 2WD 5 = Lt. Duty DODGE 4WD	74 = SPORT UTILITY 4-DR TYPE #4	EVA = 4.7L V8 MPI Engine EVD = 4.7L V8 FFV Engine EZB = 5.7L Hemi Multi Displacement Engine	DGQ = 5-Spd Automatic 545RFE Transmission

AR = use ase required - = Non illustrated part

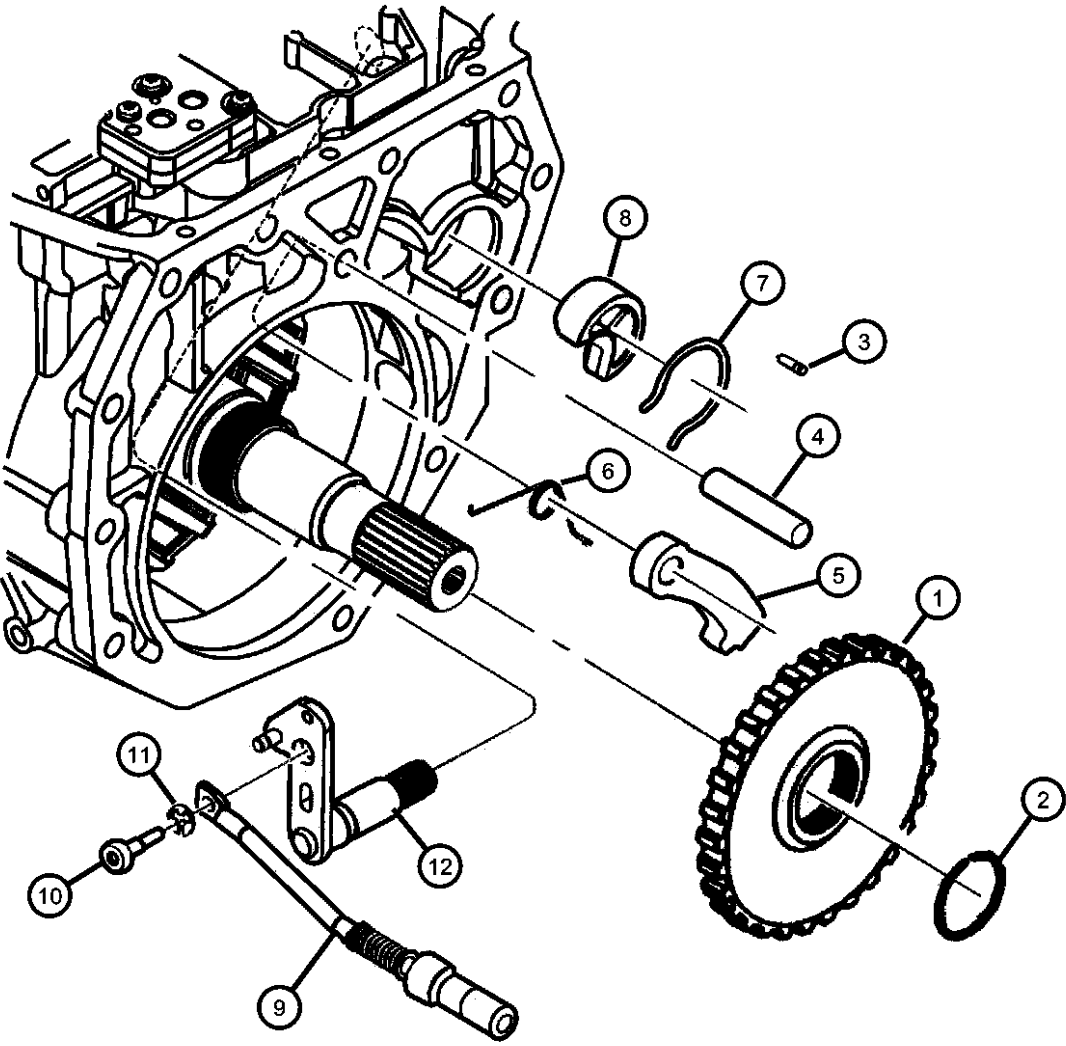
Valve Body
Figure 45RFE-710

ITEM	PART NUMBER	QTY	LINE	SERIES	BODY	ENGINE	TRANS	TRIM	DESCRIPTION
15	04446620	1	5			EV0	DGQ		PISTON, Accumulator
		1	1			EZ0	DGQ		
		1	5			EZ0	DGQ		
		5	1			EV0	DGQ		
		5	5			EV0	DGQ		
16	04446544	5	1			EZ0	DGQ		SEAL, Accumulator
		5	5			EZ0	DGQ		
		10	1			EV0	DGQ		
		10	5			EV0	DGQ		
		10	1			EZ0	DGQ		
17	06503232	10	5			EZ0	DGQ		SCREW, Pan Head, M5 x 0.8 x 12.60
		1	1			EV0	DGQ		
		1	5			EV0	DGQ		
		1	1			EZ0	DGQ		
		1	5			EZ0	DGQ		



ASPEN (HG)	LINE	BODY	ENGINE	TRANSMISSION
SERIES				
P = PREMIUM	1 = Lt. Duty DODGE 2WD 5 = Lt. Duty DODGE 4WD	74 = SPORT UTILITY 4-DR TYPE #4	EVA = 4.7L V8 MPI Engine EVD = 4.7L V8 FFV Engine EZB = 5.7L Hemi Multi Displacement Engine	DGQ = 5-Spd Automatic 545RFE Transmission

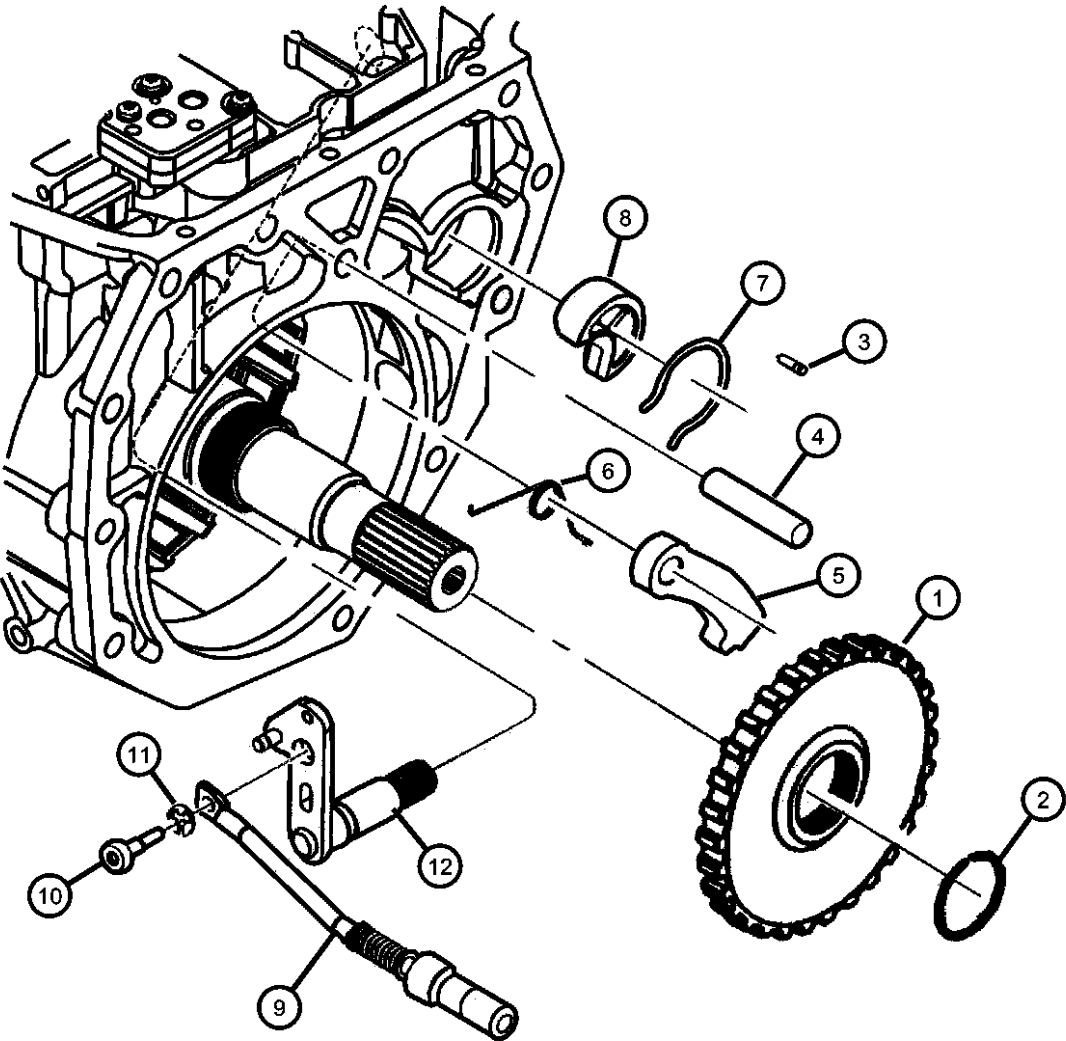
Parking Sprag
Figure 45RFE-720



ITEM	PART NUMBER	QTY	LINE	SERIES	BODY	ENGINE	TRANS	TRIM	DESCRIPTION
NOTE: Sales Codes: [DGQ]=5 Speed Automatic Transmission - [5-45RFE] [EV0] = All 4.7L 8 Cylinder Engines [EZ0] = All 5.7L 8 Cylinder Engines									
1									SPRAG, Transmission Parking
	04799493AC	1	1			EV0	DGQ		
		1	5			EV0	DGQ		
		1	1			EZ0	DGQ		
		1	5			EZ0	DGQ		
2									SNAP RING, Transmission
	04799704	1	1			EV0	DGQ		
		1	5			EV0	DGQ		
		1	1			EZ0	DGQ		
		1	5			EZ0	DGQ		
3									PIN
	00456636	1	1			EV0	DGQ		
		1	5			EV0	DGQ		
		1	1			EZ0	DGQ		
		1	5			EZ0	DGQ		
4									SHAFT, Parking Pawl
	04799450	1	1			EV0	DGQ		
		1	5			EV0	DGQ		
		1	1			EZ0	DGQ		
		1	5			EZ0	DGQ		
5									PAWL AND ROD KIT
	05166452AA	1	1			EV0	DGQ		
		1	5			EV0	DGQ		
		1	1			EZ0	DGQ		
		1	5			EZ0	DGQ		
6									SPRING, Torsion
	04799451	1	1			EV0	DGQ		
		1	5			EV0	DGQ		
		1	1			EZ0	DGQ		
		1	5			EZ0	DGQ		
7									SNAP RING

ASPEN (HG)				
SERIES	LINE	BODY	ENGINE	TRANSMISSION
P = PREMIUM	1 = Lt. Duty DODGE 2WD 5 = Lt. Duty DODGE 4WD	74 = SPORT UTILITY 4-DR TYPE #4	EVA = 4.7L V8 MPI Engine EVD = 4.7L V8 FFV Engine EZB = 5.7L Hemi Multi Displacement Engine	DGQ = 5-Spd Automatic 545RFE Transmission

Parking Sprag
Figure 45RFE-720

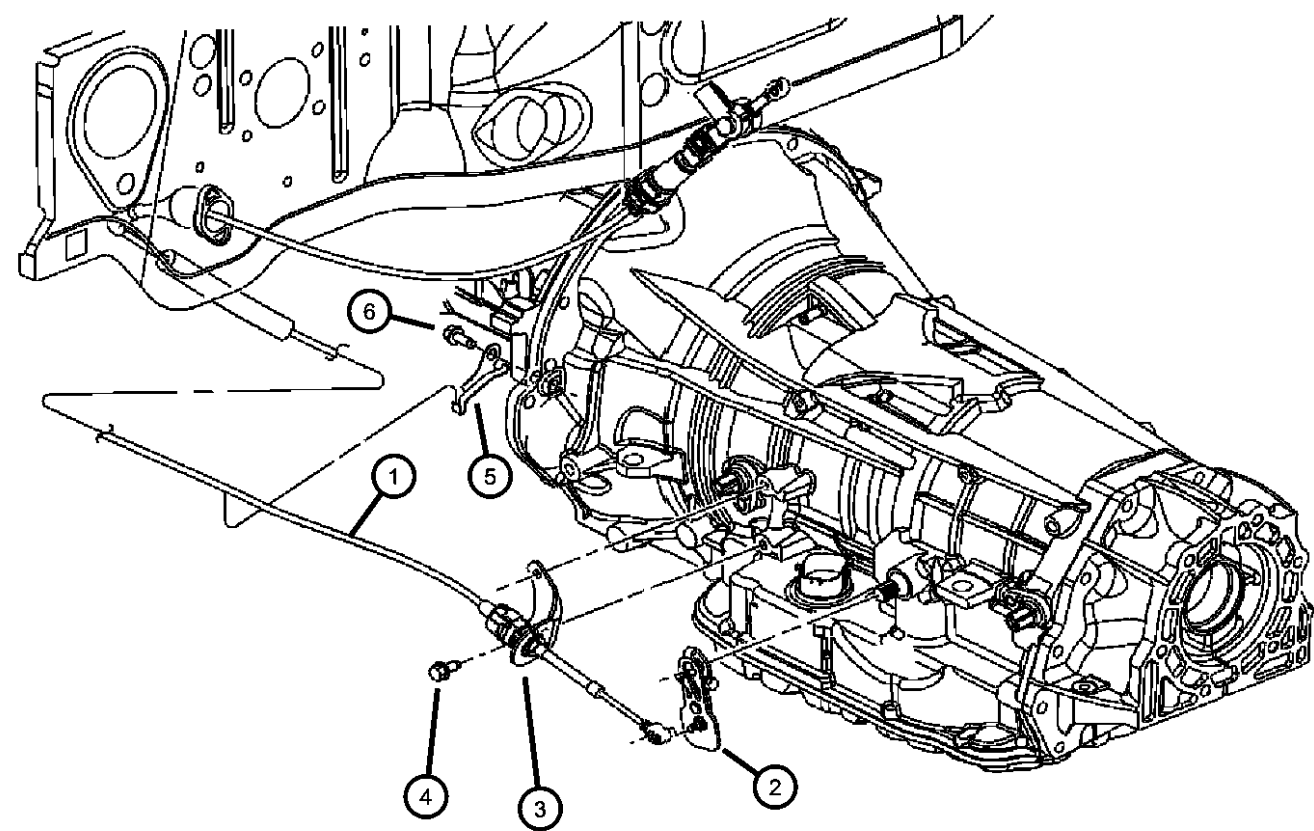


ITEM	PART NUMBER	QTY	LINE	SERIES	BODY	ENGINE	TRANS	TRIM	DESCRIPTION
	04799313	1	1			EV0	DGQ		
		1	5			EV0	DGQ		
		1	1			EZ0	DGQ		
		1	5			EZ0	DGQ		
8	04799774AB	1	1			EV0	DGQ		GUIDE, Parking Sprag Pawl
		1	5			EV0	DGQ		
		1	1			EZ0	DGQ		
		1	5			EZ0	DGQ		
9	05166452AA	1	5			EV0	DGQ		PAWL AND ROD KIT
		1	1			EZ0	DGQ		
		1	5			EZ0	DGQ		
		1	1			EV0	DGQ		
10	06504548	1	1			EV0	DGQ		SCREW, M6x1x30
		1	5			EV0	DGQ		
		1	1			EZ0	DGQ		
		1	5			EZ0	DGQ		
11	06036682AA	1	1			EV0	DGQ		SNAP RING, Rod
		1	5			EV0	DGQ		
		1	1			EZ0	DGQ		
		1	5			EZ0	DGQ		
12	04799453	1	5			EZ0	DGQ		LEVER, Shift Shaft
		1	1			EV0	DGQ		
		1	5			EV0	DGQ		
		1	1			EZ0	DGQ		

ASPEN (HG)				
SERIES	LINE	BODY	ENGINE	TRANSMISSION
P = PREMIUM	1 = Lt. Duty DODGE 2WD 5 = Lt. Duty DODGE 4WD	74 = SPORT UTILITY 4-DR TYPE #4	EVA = 4.7L V8 MPI Engine EVD = 4.7L V8 FFV Engine EZB = 5.7L Hemi Multi Displacement Engine	DGQ = 5-Spd Automatic 545RFE Transmission

Gearshift Control
Figure 45RFE-1210

ITEM	PART NUMBER	QTY	LINE	SERIES	BODY	ENGINE	TRANS	TRIM	DESCRIPTION
1	55366259AD	1					DG0		CABLE, Shift
2	52107848AB	1	1, 5				DGQ		LEVER, Manual Control
3	55366749AA	1	1, 5				DGQ		BRACKET, Shift Cable
4	06508738AA	2	5, 1						SCREW, Hex Head, M8x1.25x20
5	55366027AA	1	1, 5			EV0, EZ0			CLIP, Cable Routing
6	55366027AA	1							SCREW, Block To Transmission, (NOT SERVICED)



ASPEN (HG)				
SERIES	LINE	BODY	ENGINE	TRANSMISSION
P = PREMIUM	1 = Lt. Duty DODGE 2WD 5 = Lt. Duty DODGE 4WD	74 = SPORT UTILITY 4-DR TYPE #4	EVA = 4.7L V8 MPI Engine EVD = 4.7L V8 FFV Engine EZB = 5.7L Hemi Multi Displacement Engine	DGQ = 5-Spd Automatic 545RFE Transmission

L/R Cltch
Figure 45RFE-1310

ITEM	PART NUMBER	QTY	LINE	SERIES	BODY	ENGINE	TRANS	TRIM	DESCRIPTION
1									CLUTCH PACKAGE, Automatic Transmission, Low/Reverse
	05073003AB	1	1			EV0	DGQ		
		1	5			EV0	DGQ		
		1	1			EZ0	DGQ		
		1	5			EZ0	DGQ		

1

LR CLUTCH PACKAGE 05013091aa

	D-ring, external (L/R piston outer)
	D-ring, internal (L/R piston inner)
(6)	Plate, clutch separator (1.74mm thk)
(6)	Disc assy, clutch (L/R)
	Snap ring, flat (1.5/1.6 thk)
	Snap ring, flat (2.03/2.13 thk)
	Snap ring, flat (2.54/2.68 thk)
(2)	Retainer, c-clip

ASPEN (HG)				
SERIES	LINE	BODY	ENGINE	TRANSMISSION
P = PREMIUM	1 = Lt. Duty DODGE 2WD 5 = Lt. Duty DODGE 4WD	74 = SPORT UTILITY 4-DR TYPE #4	EVA = 4.7L V8 MPI Engine EVD = 4.7L V8 FFV Engine EZB = 5.7L Hemi Multi Displacement Engine	DGQ = 5-Spd Automatic 545RFE Transmission

Input Clutch Plate
Figure 45RFE-1320

ITEM	PART NUMBER	QTY	LINE	SERIES	BODY	ENGINE	TRANS	TRIM	DESCRIPTION
------	----------------	-----	------	--------	------	--------	-------	------	-------------

NOTE:
Sales Codes:
[DGQ]=5 Speed Automatic Transmission - [5-45RFE]
[EV0] = All 4.7L 8 Cylinder Engines
[EZ0] = All 5.7L 8 Cylinder Engines

1									PLATE PACKAGE, Input Clutch Thrust
	05013093AA	1	5			EZ0	DGQ		
		1	1			EV0	DGQ		
		1	5			EV0	DGQ		
		1	1			EZ0	DGQ		

SELECTIVE THRUST PLATES 05013093aa
INPUT CLUTCH THRUST PLATE PKG

	Thrust plate, input clutc 1.52 / 1.61
	Thrust plate, input clutc 1.66 / 1.75
	Thrust plate, input clutc 1.80 / 1.89
	Thrust plate, input clutc 1.94 / 2.03
	Thrust plate, input clutc 2.08 / 2.17
	Thrust plate, input clutc 2.22 / 2.31
	Thrust plate, input clutc 2.36 / 2.45
	Thrust plate, input clutc 2.50 / 2.59
	Thrust plate, input clutc 2.64 / 2.73
	Thrust plate, input clutc 2.78 / 2.87
	Thrust plate, input clutc 2.92 / 3.01
	Thrust plate, input clutc 3.06 / 3.15
	Thrust plate, input clutc 3.20 / 3.29
	Thrust plate, input clutc 3.34 / 3.43
	Thrust plate, input clutc 3.62 / 3.71

ASPEN (HG)				
SERIES	LINE	BODY	ENGINE	TRANSMISSION
P = PREMIUM	1 = Lt. Duty DODGE 2WD 5 = Lt. Duty DODGE 4WD	74 = SPORT UTILITY 4-DR TYPE #4	EVA = 4.7L V8 MPI Engine EVD = 4.7L V8 FFV Engine EZB = 5.7L Hemi Multi Displacement Engine	DGQ = 5-Spd Automatic 545RFE Transmission

Overhaul Seal & Gasket Package
Figure 45RFE-1330

ITEM	PART NUMBER	QTY	LINE	SERIES	BODY	ENGINE	TRANS	TRIM	DESCRIPTION
------	----------------	-----	------	--------	------	--------	-------	------	-------------

NOTE:
Sales Codes:
[DGQ]=5 Speed Automatic Transmission - [5-45RFE]
[EV0] = All 4.7L 8 Cylinder Engines
[EZ0] = All 5.7L 8 Cylinder Engines
1

O/H seal/gasket package		05014221ac
	2&4 clutch package	
	Input clutch package	
	L/R clutch package	
	Sump filter & seal package	
	Cooler filter	
	fill tube seal	
	Frt pmp cover o-ring/seal assy	
	Rotating shaft seal,pmp hsg	
	Adapter seal, 4x4	
	Extension seal,4x2	
	Manual lever seal	
(2)	Speed sensor seal	
	Reaction supt ring seal	
	Rev O/D clutch filter	
(10)	Accumulator ring seal	
(3)	Valve body seal	
	Check valve o-ring	
	Solenoid insulator seal	
	T/C seal	

OVERHAUL PACKAGE,
Transmission

05014221AJ	1	1				EV0	DGQ
	1	1				EZ0	DGQ
	1	5				EV0	DGQ
	1	5				EZ0	DGQ

ASPEN (HG)	LINE	BODY	ENGINE	TRANSMISSION
SERIES				
P = PREMIUM	1 = Lt. Duty DODGE 2WD 5 = Lt. Duty DODGE 4WD	74 = SPORT UTILITY 4-DR TYPE #4	EVA = 4.7L V8 MPI Engine EVD = 4.7L V8 FFV Engine EZB = 5.7L Hemi Multi Displacement Engine	DGQ = 5-Spd Automatic 545RFE Transmission

AR = use ase required - = Non illustrated part

Input Clutch
Figure 45RFE-1340

ITEM	PART NUMBER	QTY	LINE	SERIES	BODY	ENGINE	TRANS	TRIM	DESCRIPTION
------	----------------	-----	------	--------	------	--------	-------	------	-------------

NOTE:
Sales Codes:
[DGQ]=5 Speed Automatic Transmission - [5-45RFE]
[EV0] = All 4.7L 8 Cylinder Engines
[EZ0] = All 5.7L 8 Cylinder Engines

1

CLUTCH PACKAGE, Automatic
Transmission, Input

05013090AE	1	1				EV0	DGQ	
	1	5				EV0	DGQ	
	1	1				EZ0	DGQ	
	1	5				EZ0	DGQ	

INPUT CLUTCH PACKAGE 05013090aa

	O-ring, large (2.62mm x 79.84 ID,gm)
	O-ring, small (2.62mm x 70.56 ID,red)
(2)	Seal, internal lip
(2)	Ring seal, I-shaft
	O-ring, piston inner (2.62mm x 93.54 ID)
(5)	Plate, clutch separator (1.74mm thk)
(4)	Disc assy, clutch (u/d clutch)
(4)	Disc assy, clutch (o/d clutch)
(3)	PLate, clutch separator (2.21mm thk, O/D)
(2)	Disc assy, clutch (rev clutch)
	Snap ring,tapered, internal butterfly end
	Snap ring, flat (1.5/1.6 thk)
	Snap ring, flat (1.80/1.90 thk)
	Snap ring, flat (2.15/2.25 thk)
	Piston & seal, underdrive
	Piston & seal, underdrive balance

ASPEN (HG)	LINE	BODY	ENGINE	TRANSMISSION
SERIES				
P = PREMIUM	1 = Lt. Duty DODGE 2WD 5 = Lt. Duty DODGE 4WD	74 = SPORT UTILITY 4-DR TYPE #4	EVA = 4.7L V8 MPI Engine EVD = 4.7L V8 FFV Engine EZB = 5.7L Hemi Multi Displacement Engine	DGQ = 5-Spd Automatic 545RFE Transmission

Planetary Plate
Figure 45RFE-1350

SELECTIVE THRUST PLATES

PLANETARY THRUST PLATE PKG 05013092aa

	Thrust plate, planetary	1.62 / 1.75
	Thrust plate, planetary	1.81 / 1.94
	Thrust plate, planetary	1.96 / 2.09
	Thrust plate, planetary	2.11 / 2.24
	Thrust plate, planetary	2.26 / 2.39
	Thrust plate, planetary	2.41 / 2.54
	Thrust plate, planetary	2.56 / 2.69
	Thrust plate, planetary	2.71 / 2.84
	Thrust plate, planetary	2.86 / 2.99
	Thrust plate, planetary	3.01 / 3.14
	Thrust plate, planetary	3.16 / 3.29
	Thrust plate, planetary	3.31 / 3.44
	Thrust plate, planetary	3.46 / 3.59
	Thrust plate, planetary	3.61 / 3.74
	Thrust plate, planetary	3.76 / 3.89
	Thrust plate, planetary	3.91 / 4.04
	Thrust plate, planetary	4.06 / 4.19
	Thrust plate, planetary	4.21 / 4.34
	Thrust plate, planetary	4.36 / 4.49

ITEM	PART NUMBER	QTY	LINE	SERIES	BODY	ENGINE	TRANS	TRIM	DESCRIPTION
------	-------------	-----	------	--------	------	--------	-------	------	-------------

NOTE:

Sales Codes:

[DGQ]=5 Speed Automatic Transmission - [5-45RFE]

[EV0] = All 4.7L 8 Cylinder Engines

[EZ0] = All 5.7L 8 Cylinder Engines

1

PLATE PACKAGE, Planetary Thrust

05013092AB	1	1				EV0	DGQ	
	1	5				EV0	DGQ	
	1	1				EZ0	DGQ	
	1	5				EZ0	DGQ	

-2

PLATE, Planetary

04799810AC	AR	5				EV0	DGQ	[2.26/2.39MM]
	AR	1				EZ0	DGQ	[2.26/2.39MM]
	AR	5				EZ0	DGQ	[2.26/2.39MM]
04799811AC	AR	1				EV0	DGQ	[2.41/2.54MM]
	AR	5				EV0	DGQ	[2.41/2.54MM]
	AR	1				EZ0	DGQ	[2.41/2.54MM]
	AR	5				EZ0	DGQ	[2.41/2.54MM]
04799809AC	1	1				EV0	DGQ	[2.11/2.24MM]
	1	5				EV0	DGQ	[2.11/2.24MM]
	1	1				EZ0	DGQ	[2.11/2.24MM]
	1	5				EZ0	DGQ	[2.11/2.24MM]
	AR	1				EV0	DGQ	[2.26/2.39MM]
04799813AC	AR	5				EZ0	DGQ	[2.71/2.84MM]
04799814AC	AR	1				EV0	DGQ	[2.86/2.99MM]
	AR	5				EV0	DGQ	[2.86/2.99MM]
	AR	1				EZ0	DGQ	[2.86/2.99MM]
	AR	5				EZ0	DGQ	[2.86/2.99MM]
04799816AC	AR	1				EV0	DGQ	[3.16/3.29MM]
04799812AC	AR	1				EV0	DGQ	[2.56/2.69MM]
	AR	5				EV0	DGQ	[2.56/2.69MM]
	AR	1				EZ0	DGQ	[2.56/2.69MM]
	AR	5				EZ0	DGQ	[2.56/2.69MM]
	AR	1				EV0	DGQ	[2.71/2.84MM]
	AR	5				EV0	DGQ	[2.71/2.84MM]
	AR	1				EZ0	DGQ	[2.71/2.84MM]

ASPEN (HG)

SERIES

P = PREMIUM

LINE

1 = Lt. Duty DODGE 2WD

5 = Lt. Duty DODGE 4WD

BODY

74 = SPORT UTILITY 4-DR
TYPE #4

ENGINE

EVA = 4.7L V8 MPI Engine
EVD = 4.7L V8 FFV Engine
EZB = 5.7L Hemi Multi
Displacement Engine

TRANSMISSION

DGQ = 5-Spd Automatic 545RFE
Transmission

AR = use as required - = Non illustrated part

2007 HG

<< RETURN TO GROUP INDEX

Planetary Plate
Figure 45RFE-1350

ITEM	PART NUMBER	QTY	LINE	SERIES	BODY	ENGINE	TRANS	TRIM	DESCRIPTION
------	----------------	-----	------	--------	------	--------	-------	------	-------------

04799818AC	AR	5				EVO	DGQ		[3.46/3.59MM]
	AR	1				EZO	DGQ		[3.46/3.59MM]
	AR	5				EZO	DGQ		[3.46/3.59MM]
04799819AC	AR	1				EVO	DGQ		[3.61/3.74MM]
	AR	5				EVO	DGQ		[3.61/3.74MM]
	AR	5				EVO	DGQ		[3.16/3.29MM]
	AR	1				EZO	DGQ		[3.16/3.29MM]
	AR	5				EZO	DGQ		[3.16/3.29MM]
	AR	1				EVO	DGQ		[3.31/3.44MM]
04799817AC	AR	5				EVO	DGQ		[3.31/3.44MM]
	AR	1				EZO	DGQ		[3.31/3.44MM]
	AR	5				EZO	DGQ		[3.31/3.44MM]
	AR	1				EVO	DGQ		[3.46/3.59MM]
	AR	1				EZO	DGQ		[3.61/3.74MM]
	AR	5				EZO	DGQ		[3.61/3.74MM]
04799843AC	AR	1				EVO	DGQ		[3.01/3.14MM]
	AR	5				EVO	DGQ		[3.01/3.14MM]
	AR	1				EZO	DGQ		[3.01/3.14MM]
	AR	5				EZO	DGQ		[3.01/3.14MM]

SELECTIVE THRUST PLATES
PLANETARY THRUST PLATE PKG 05013092aa

1

	Thrust plate, planetary	1.62 / 1.75
	Thrust plate, planetary	1.81 / 1.94
	Thrust plate, planetary	1.96 / 2.09
	Thrust plate, planetary	2.11 / 2.24
	Thrust plate, planetary	2.26 / 2.39
	Thrust plate, planetary	2.41 / 2.54
	Thrust plate, planetary	2.56 / 2.69
	Thrust plate, planetary	2.71 / 2.84
	Thrust plate, planetary	2.86 / 2.99
	Thrust plate, planetary	3.01 / 3.14
	Thrust plate, planetary	3.16 / 3.29
	Thrust plate, planetary	3.31 / 3.44
	Thrust plate, planetary	3.46 / 3.59
	Thrust plate, planetary	3.61 / 3.74
	Thrust plate, planetary	3.76 / 3.89
	Thrust plate, planetary	3.91 / 4.04
	Thrust plate, planetary	4.06 / 4.19
	Thrust plate, planetary	4.21 / 4.34
	Thrust plate, planetary	4.36 / 4.49

ASPEN (HG)	LINE	BODY	ENGINE	TRANSMISSION
SERIES				
P = PREMIUM	1 = Lt. Duty DODGE 2WD 5 = Lt. Duty DODGE 4WD	74 = SPORT UTILITY 4-DR TYPE #4	EVA = 4.7L V8 MPI Engine EVD = 4.7L V8 FFV Engine EZB = 5.7L Hemi Multi Displacement Engine	DGQ = 5-Spd Automatic 545RFE Transmission

AR = use ase required - = Non illustrated part

2 & 4 Clutch
Figure 45RFE-1360

ITEM	PART NUMBER	QTY	LINE	SERIES	BODY	ENGINE	TRANS	TRIM	DESCRIPTION
------	----------------	-----	------	--------	------	--------	-------	------	-------------

NOTE:
Sales Codes:
[DGQ]=5 Speed Automatic Transmission - [5-45RFE]
[EV0] = All 4.7L 8 Cylinder Engines
[EZ0] = All 5.7L 8 Cylinder Engines

1

CLUTCH PACKAGE, Automatic
Transmission, 2/4

05013087AD	1	5				EZ0	DGQ	
	1	1				EV0	DGQ	
	1	5				EV0	DGQ	
	1	1				EZ0	DGQ	

2&4 CLUTCH PACKAGE 05013087aa

(2)	Disc assy, clutch (2nd clutch)
(2)	Plate, clutch separator
	D-ring, external (2nd outer)
	D-ring, internal (2nd inner)
	D-ring, internal (4th outer)
	D-ring, internal (4th inner)
(3)	Plate, clutch separator (4th clutch)
(3)	Disc assy, clutch (4th clutch)
	Snap ring (4th, 1.74/1.84 thk)
	Snap ring (4th, 2.15/2.25 thk)
	Snap ring (4th, 2.56/2.66 thk)

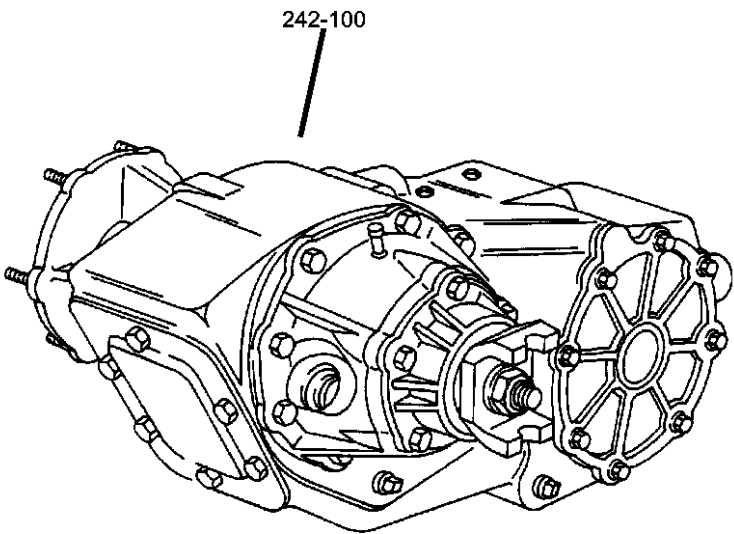
ASPEN (HG)	LINE	BODY	ENGINE	TRANSMISSION
SERIES				
P = PREMIUM	1 = Lt. Duty DODGE 2WD 5 = Lt. Duty DODGE 4WD	74 = SPORT UTILITY 4-DR TYPE #4	EVA = 4.7L V8 MPI Engine EVD = 4.7L V8 FFV Engine EZB = 5.7L Hemi Multi Displacement Engine	DGQ = 5-Spd Automatic 545RFE Transmission

AR = use ase required - = Non illustrated part

2007 HG

Group - 144

Transfer Case Model 144 [DH7]



Group - 144 Transfer Case Model 144 [DH7]

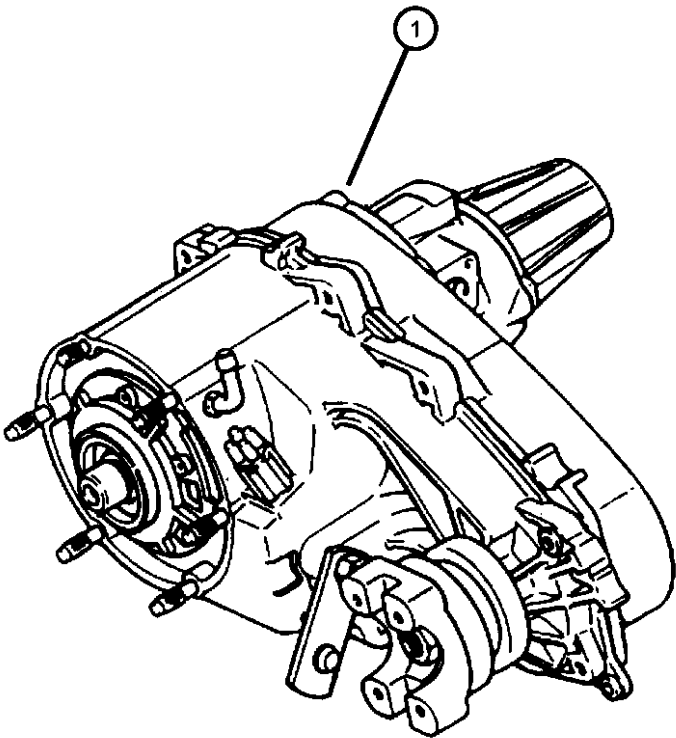
Illustration Title

Group-Fig. No.

Transfer Case Assembly	
Transfer Case Electric Shift - Single Speed [DH7]	Fig. 144 - 110
Case and Related Parts	
Case and Related Parts Electric Shift - Single Speed [DH7]	Fig. 144 - 210
Gear Train	
Gear Train Electric Shift - Single Speed [DH7]	Fig. 144 - 410
Fork and Rails	
Forks and Rails Electric Shift - Single Speed [DH7]	Fig. 144 - 910
Gearshift Controls	
Gear Motor and Skid Plate Electric Shift - Single Speed [DH7]	Fig. 144 - 1210

<div><div>144-100</div><div>Transfer Case Assembly</div><div></div></div>	<div><div>144-1200</div><div>Gearshift Controls</div><div></div></div>	<div><div>144-200</div><div>Case and Related Parts</div><div></div></div>	<div><div>144-400</div><div>Gear Train</div><div></div></div>
<div><div>144-900</div><div>Fork and Rails</div><div></div></div>			

Transfer Case Electric Shift - Single Speed [DH7]
Figure 144-110



ITEM	PART NUMBER	QTY	LINE	SERIES	BODY	ENGINE	TRANS	TRIM	DESCRIPTION
------	----------------	-----	------	--------	------	--------	-------	------	-------------

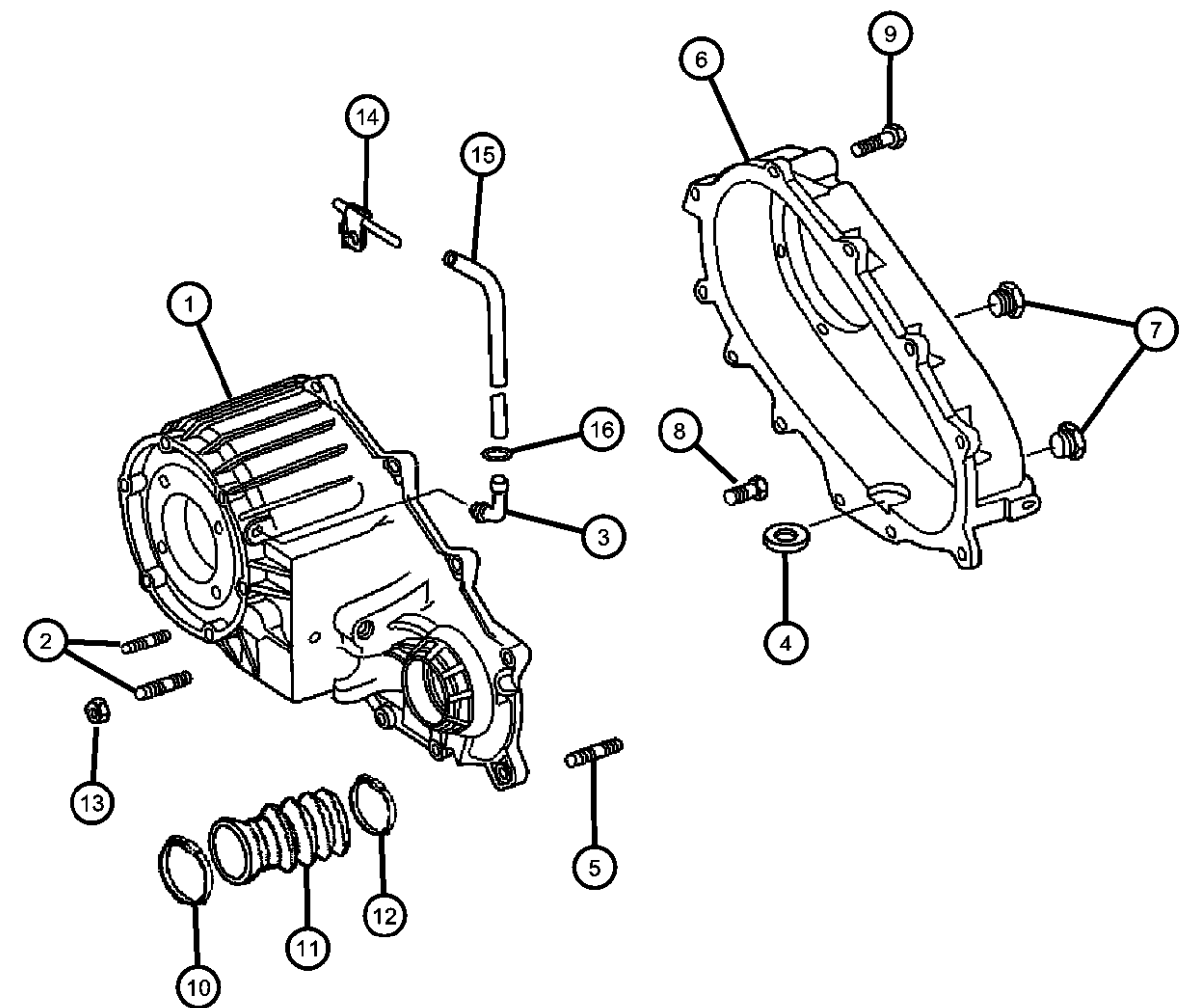
NOTE:
Refer To All Proper Tag Numbers And Stamping Numbers Before Ordering Transfer Cases And/Or Transfer Case Parts.
Sales Codes:
[DGQ] = 5-Speed Automatic 545RFE Transmission
[DGU] = 4-Speed Automatic VLP 42RLE Transmission
[DG0] = All Automatic Transmissions
[DHU] = AWD Electronic Shift Two Speed Transfer Case
[DH7] = AWD Electronic Shift Single Speed Transfer case
[EKG] = 3.7L [Magnum] V-6 Engine
[EK0] = All 3.7L 6-Cylinder Gas Engines
[EVA] = 4.7L [Magnum] V-8 Engine
[EVD] = 4.7L V-8 FFV Engine
[EV0] = All 4.7L 8-Cylinder Gas Engines
[EZB] = 5.7L Hemi Multi-Displacement Engine
[EZ0] = All 5.7L 8-Cylinder Gas Engines
[NAA] = Federal Emissions
[NAE] = California Emissions
[NAS] = 50 State Emissions
[NA1] = Export Emissions
[NHK] = Engine Block Heater
[XEF] = Transfer Case Skid Plate Sheild

1	52105938AD	1	5						TRANSFER CASE, Nvg144
---	------------	---	---	--	--	--	--	--	-----------------------

ASPEN (HG)				
SERIES	LINE	BODY	ENGINE	TRANSMISSION
P = PREMIUM	1 = Lt. Duty DODGE 2WD 5 = Lt. Duty DODGE 4WD	74 = SPORT UTILITY 4-DR TYPE #4	EVA = 4.7L V8 MPI Engine EVD = 4.7L V8 FFV Engine EZB = 5.7L Hemi Multi Displacement Engine	DGQ = 5-Spd Automatic 545RFE Transmission

Case and Related Parts Electric Shift - Single Speed [DH7]
Figure 144-210

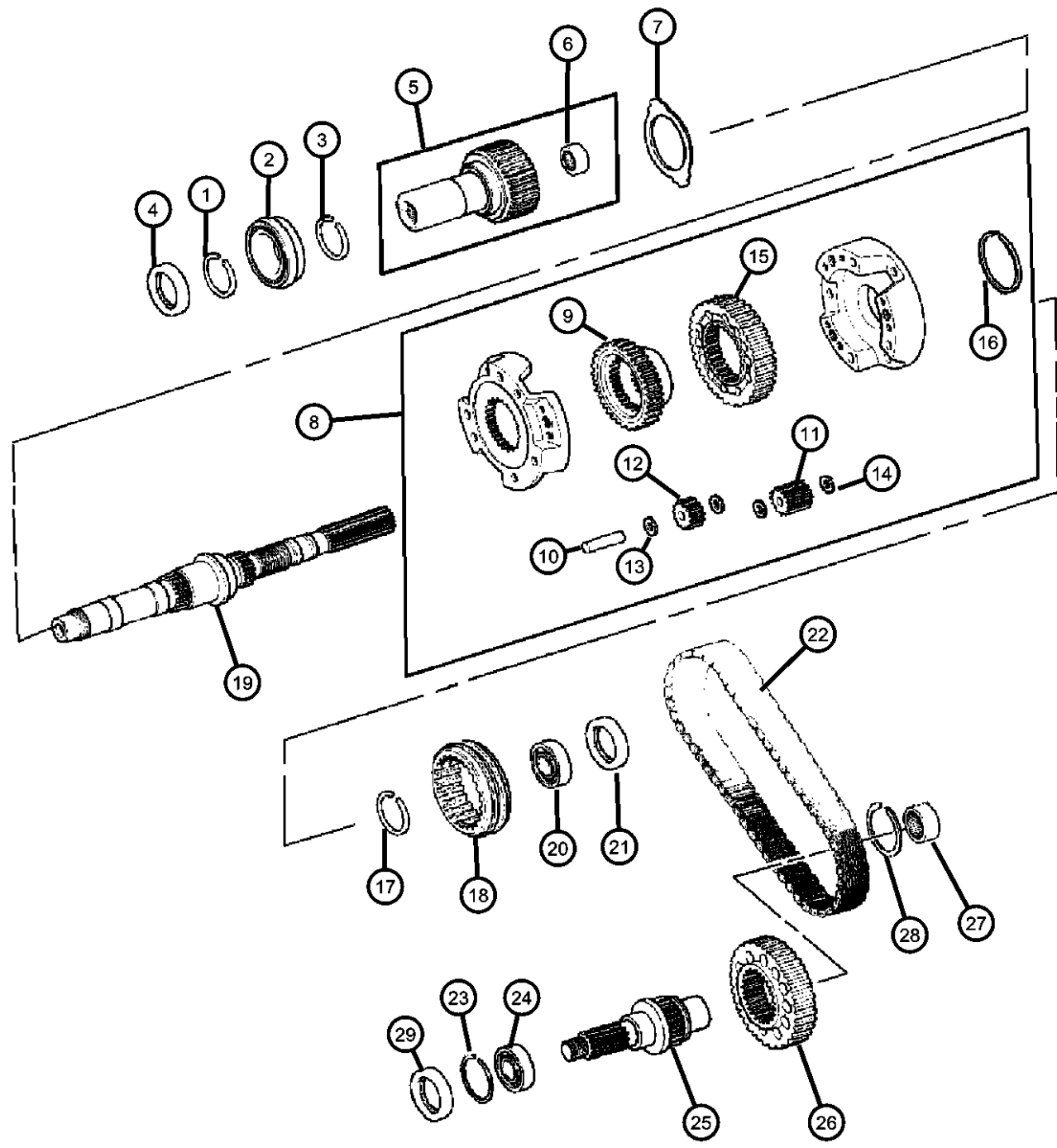
ITEM	PART NUMBER	QTY	LINE	SERIES	BODY	ENGINE	TRANS	TRIM	DESCRIPTION
------	-------------	-----	------	--------	------	--------	-------	------	-------------



NOTE: Refer To All Proper Tag Numbers And Stamping Numbers Before Ordering Transfer Cases And/Or Transfer Case Parts. Sales Codes: [DGQ] = 5-Speed Automatic 545RFE Transmission [DGU] = 4-Speed Automatic VLP 42RLE Transmission [DG0] = All Automatic Transmissions [DHU] = AWD Electronic Shift Two Speed Transfer Case [DH7] = AWD Electronic Shift Single Speed Transfer case [EKG] = 3.7L [Magnum] V-6 Engine [EK0] = All 3.7L 6-Cylinder Gas Engines [EVA] = 4.7L [Magnum] V-8 Engine [EVD] = 4.7L V-8 FFV Engine [EV0] = All 4.7L 8-Cylinder Gas Engines [EZB] = 5.7L Hemi Multi-Displacement Engine [EZ0] = All 5.7L 8-Cylinder Gas Engines [NAA] = Federal Emissions [NAE] = California Emissions [NAS] = 50 State Emissions [NA1] = Export Emissions [NHK] = Engine Block Heater [XEF] = Transfer Case Skid Plate Shield									
1	05103261AB	1	5						CASE, Transfer Front
2	04505365	6	5						STUD, [M10x1.54x36]
3	04796910	1	5						VENT, Transfer Case
4	03681601	1	5						MAGNET, Transmission
5	05222757	2	5						DOWEL
6	05103273AA	1	5						CASE, Transfer Case Rear
7	04856641	2	5						PLUG, Oil Fill
8	04856641	2							SCREW, Hex Flange Head, [M8x1.25x35.00], (NOT SERVICED)
9	05080859AA	2	5						BOLT, Hex Flange Head, [M8x1.25x57]
10	05080236AA	1	5						CLAMP, Boot
11	05080231AA	1	5						BOOT, Output Shaft, None
12	04798122	1	5						CLAMP, Boot
13	06033172	6	5						NUT AND WASHER, Hex, .375-24, [.375-24]
14	04213328	1	5						VENT, Cap
15	HFV00516AB	1	5						HOSE, Fuel And Vapor, 25 Foot Roll 5/16"
16	06502081	1	5						CLAMP, Oil Cooler Line

ASPEN (HG)				
SERIES	LINE	BODY	ENGINE	TRANSMISSION
P = PREMIUM	1 = Lt. Duty DODGE 2WD 5 = Lt. Duty DODGE 4WD	74 = SPORT UTILITY 4-DR TYPE #4	EVA = 4.7L V8 MPI Engine EVD = 4.7L V8 FFV Engine EZB = 5.7L Hemi Multi Displacement Engine	DGQ = 5-Spd Automatic 545RFE Transmission

Gear Train Electric Shift - Single Speed [DH7]
Figure 144-410



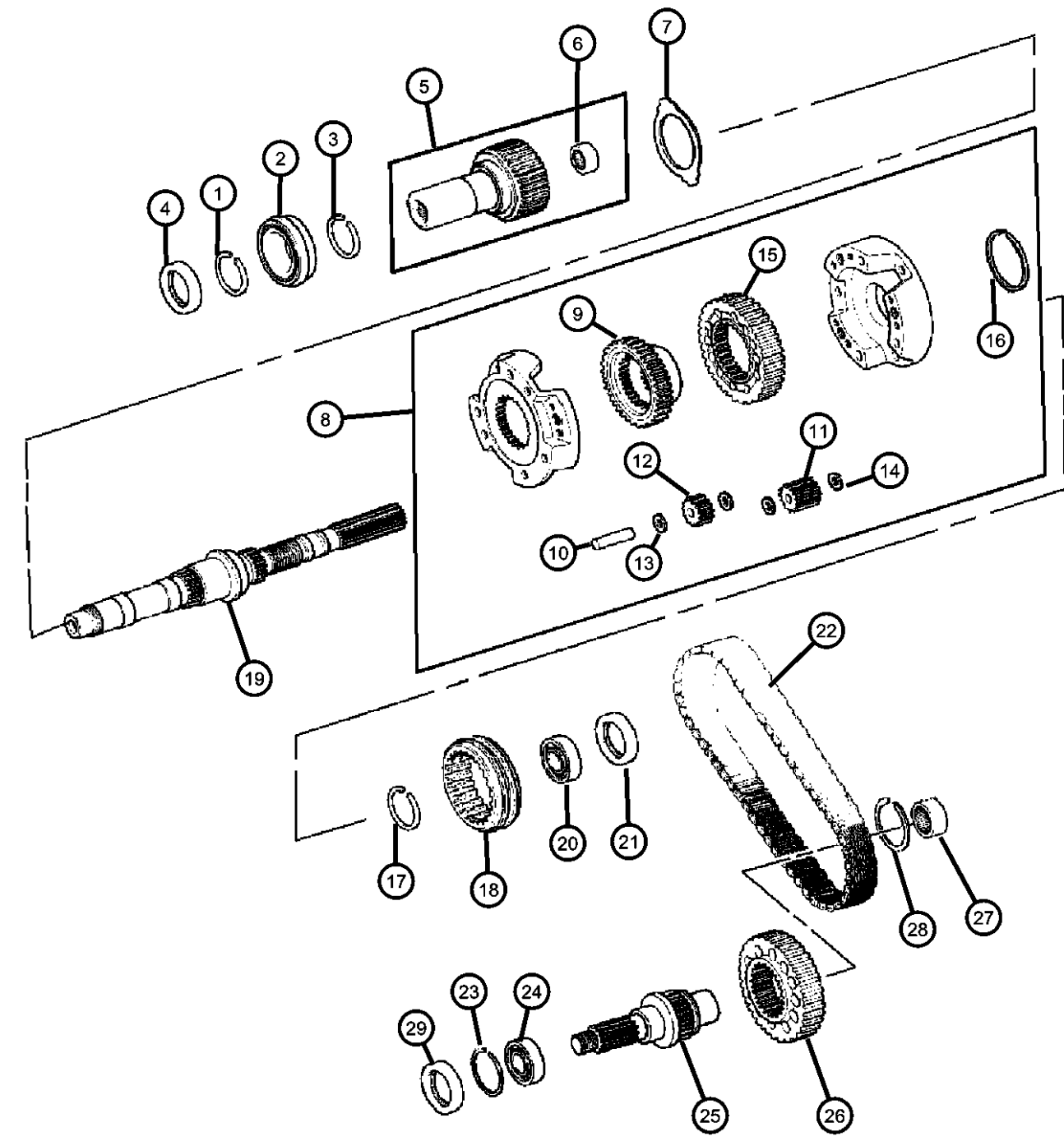
ITEM	PART NUMBER	QTY	LINE	SERIES	BODY	ENGINE	TRANS	TRIM	DESCRIPTION
------	-------------	-----	------	--------	------	--------	-------	------	-------------

NOTE: Refer To All Proper Tag Numbers And Stamping Numbers Before Ordering Transfer Cases And/Or Transfer Case Parts. Sales Codes: [DGQ] = 5-Speed Automatic 545RFE Transmission [DGU] = 4-Speed Automatic VLP 42RLE Transmission [DG0] = All Automatic Transmissions [DHU] = AWD Electronic Shift Two Speed Transfer Case [DH7] = AWD Electronic Shift Single Speed Transfer case [EKG] = 3.7L [Magnum] V-6 Engine [EK0] = All 3.7L 6-Cylinder Gas Engines [EVA] = 4.7L [Magnum] V-8 Engine [EVD] = 4.7L V-8 FFV Engine [EV0] = All 4.7L 8-Cylinder Gas Engines [EZB] = 5.7L Hemi Multi-Displacement Engine [EZ0] = All 5.7L 8-Cylinder Gas Engines [NAA] = Federal Emissions [NAE] = California Emissions [NAS] = 50 State Emissions [NA1] = Export Emissions [NHK] = Engine Block Heater [XEF] = Transfer Case Skid Plate Shield									
1	05012998AA	1	5						SNAP RING
2	05072458AA	1	5						BEARING, Input Gear
3									SNAP RING
	0089331A	1	5						Inside Front Output Bearing
	05072459AA	1	5						Outside Front Output Bearing
4	05019020AB	1	5						SEAL, Input Gear
5	05103262AA	1	5						GEAR, Input
6	05080499AA	1	5						BEARING, Input Gear
7	05103263AA	1	5						THRUST WASHER, Planetary Carrier
8	05136037AB	1	5						DIFFERENTIAL, Transfer Case
9	04638887	1	5						GEAR, Differential mainshaft
10	05103267AA	3	5						BEARING PACKAGE, Transfer Case
11	05103212AA	3	5						GEAR, Planetary
12	05103213AA	3	5						GEAR, Planetary
13	05103268AA	3	5						SPACER, Sprocket
14	05080998AA	12	5						WASHER, Differential Gear
15	05003451AA	1	5						SPROCKET, Transfer Case
16	05080503AA	1	5						SNAP RING, Clutch Gear
17	04798130	1	5						SNAP RING

ASPEN (HG)									
SERIES	LINE								TRANSMISSION
P = PREMIUM	1 = Lt. Duty DODGE 2WD 5 = Lt. Duty DODGE 4WD			BODY 74 = SPORT UTILITY 4-DR TYPE #4		ENGINE EVA = 4.7L V8 MPI Engine EVD = 4.7L V8 FFV Engine EZB = 5.7L Hemi Multi Displacement Engine			DGQ = 5-Spd Automatic 545RFE Transmission

Gear Train Electric Shift - Single Speed [DH7]
Figure 144-410

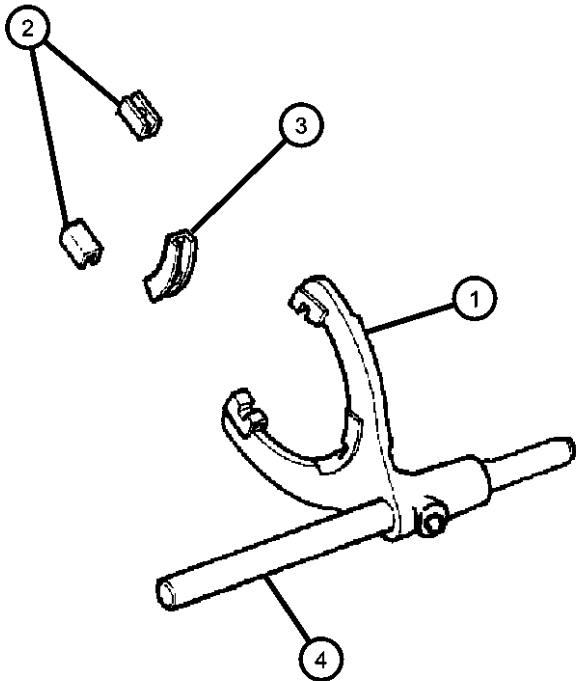
ITEM	PART NUMBER	QTY	LINE	SERIES	BODY	ENGINE	TRANS	TRIM	DESCRIPTION
------	-------------	-----	------	--------	------	--------	-------	------	-------------



18	05103269AA	1	5						SLEEVE, Mode Synchronizer
19	05103264AA	1	5						MAINSHAFT, Transfer Case
20	05103272AA	1	5						BEARING
21	05019026AA	1	5						SEAL, Output Shaft
22	05135692AA	1	5						CHAIN, Transfer Case
23	05080155AA	1	5						SEAL, Output
24	04897981AA	1	5						BEARING, Output Shaft
25	05103271AA	1	5						OUTPUT SHAFT, Transfer Case
26	05003451AA	1	5						SPROCKET, Transfer Case
27	04269189	1	5						BEARING, Output Shaft
28	05080503AA	1	5						SNAP RING, Clutch Gear
29	05080229AA	1	5						SLINGER, Oil

ASPEN (HG)				
SERIES	LINE	BODY	ENGINE	TRANSMISSION
P = PREMIUM	1 = Lt. Duty DODGE 2WD 5 = Lt. Duty DODGE 4WD	74 = SPORT UTILITY 4-DR TYPE #4	EVA = 4.7L V8 MPI Engine EVD = 4.7L V8 FFV Engine EZB = 5.7L Hemi Multi Displacement Engine	DGQ = 5-Spd Automatic 545RFE Transmission

Forks and Rails Electric Shift - Single Speed [DH7]
Figure 144-910

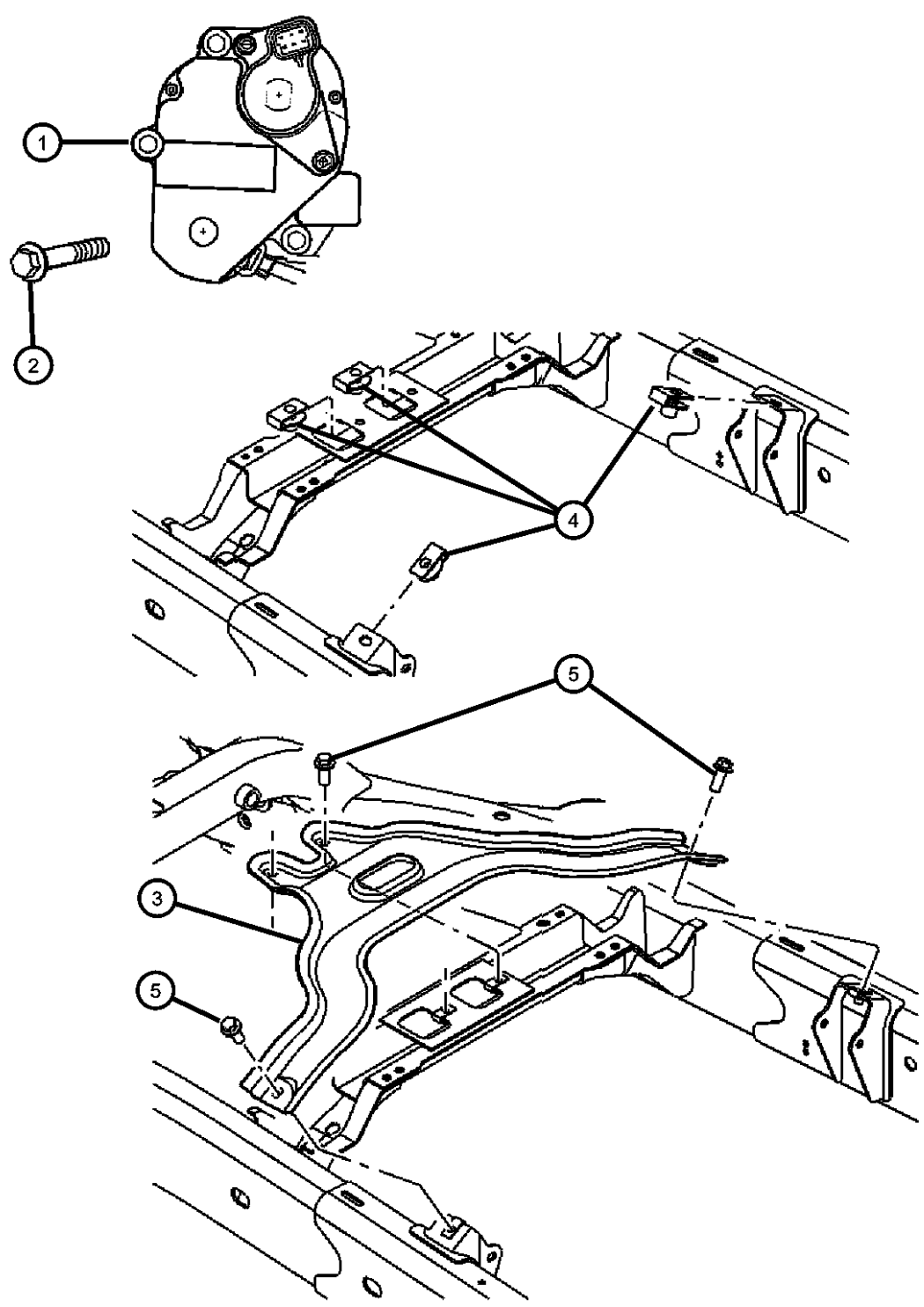


ITEM	PART NUMBER	QTY	LINE	SERIES	BODY	ENGINE	TRANS	TRIM	DESCRIPTION
------	----------------	-----	------	--------	------	--------	-------	------	-------------

NOTE: Refer To All Proper Tag Numbers And Stamping Numbers Before Ordering Transfer Cases And/Or Transfer Case Parts. Sales Codes: [DGQ] = 5-Speed Automatic 545RFE Transmission [DGU] = 4-Speed Automatic VLP 42RLE Transmission [DG0] = All Automatic Transmissions [DHU] = AWD Electronic Shift Two Speed Transfer Case [DH7] = AWD Electronic Shift Single Speed Transfer case [EKG] = 3.7L [Magnum] V-6 Engine [EK0] = All 3.7L 6-Cylinder Gas Engines [EVA] = 4.7L [Magnum] V-8 Engine [EVD] = 4.7L V-8 FFV Engine [EV0] = All 4.7L 8-Cylinder Gas Engines [EZB] = 5.7L Hemi Multi-Displacement Engine [EZ0] = All 5.7L 8-Cylinder Gas Engines [NAA] = Federal Emissions [NAE] = California Emissions [NAS] = 50 State Emissions [NA1] = Export Emissions [NHK] = Engine Block Heater [XEF] = Transfer Case Skid Plate Sheild									
1	05103270AA	1	5						FORK, Transfer Case Mode Shift
2	05012018AA	2	5						PAD, Shift Fork
3	05015832AA	1	5						PAD, Shift Fork
4	05103276AA	1	5						RAIL, Transfer Case

ASPEN (HG)									
SERIES	LINE	BODY		ENGINE		TRANSMISSION			
P = PREMIUM	1 = Lt. Duty DODGE 2WD 5 = Lt. Duty DODGE 4WD	74 = SPORT UTILITY 4-DR TYPE #4		EVA = 4.7L V8 MPI Engine EVD = 4.7L V8 FFV Engine EZB = 5.7L Hemi Multi Displacement Engine		DGQ = 5-Spd Automatic 545RFE Transmission			

Gear Motor and Skid Plate Electric Shift - Single Speed [DH7]
Figure 144-1210



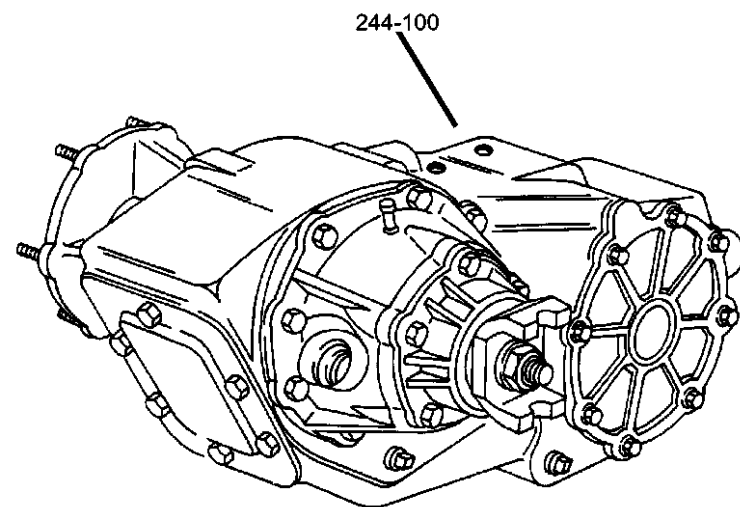
ITEM	PART NUMBER	QTY	LINE	SERIES	BODY	ENGINE	TRANS	TRIM	DESCRIPTION
------	-------------	-----	------	--------	------	--------	-------	------	-------------

NOTE: Refer To All Proper Tag Numbers And Stamping Numbers Before Ordering Transfer Cases And/Or Transfer Case Parts. Sales Codes: [DGQ] = 5-Speed Automatic 545RFE Transmission [DGU] = 4-Speed Automatic VLP 42RLE Transmission [DG0] = All Automatic Transmissions [DHU] = AWD Electronic Shift Two Speed Transfer Case [DH7] = AWD Electronic Shift Single Speed Transfer case [EKG] = 3.7L [Magnum] V-6 Engine [EK0] = All 3.7L 6-Cylinder Gas Engines [EVA] = 4.7L [Magnum] V-8 Engine [EVD] = 4.7L V-8 FFV Engine [EV0] = All 4.7L 8-Cylinder Gas Engines [EZB] = 5.7L Hemi Multi-Displacement Engine [EZ0] = All 5.7L 8-Cylinder Gas Engines [NAA] = Federal Emissions [NAE] = California Emissions [NAS] = 50 State Emissions [NA1] = Export Emissions [NHK] = Engine Block Heater [XEF] = Transfer Case Skid Plate Sheild									
1	05103275AA	1	5						GEAR MOTOR, Transfer Case
2	05103274AA	4	5						BOLT
3	52113436AA	1	5						SKID PLATE, Front
4	06101340	4	5						U-NUT, M10-1.50, Skid Plate Attaching
5	06101717	4	5						BOLT, M10x1.50x25, Skid Plate to Frame

ASPEN (HG)									
SERIES	LINE	BODY		ENGINE		TRANSMISSION			
P = PREMIUM	1 = Lt. Duty DODGE 2WD 5 = Lt. Duty DODGE 4WD	74 = SPORT UTILITY 4-DR TYPE #4		EVA = 4.7L V8 MPI Engine EVD = 4.7L V8 FFV Engine EZB = 5.7L Hemi Multi Displacement Engine		DGQ = 5-Spd Automatic 545RFE Transmission			

Group - 244

Transfer Case Model 244 [DHU]

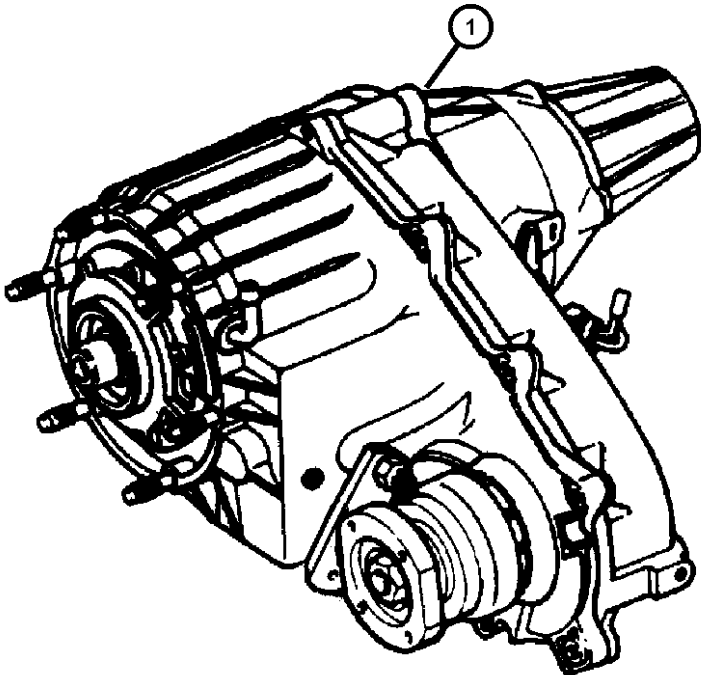


244-100 Transfer Case Assembly	244-1200 Gearshift Controls	244-200 Case and Related Parts	244-400 Gear Train
244-900 Fork and Rails			

Group - 244 Transfer Case Model 244 [DHU]

Illustration Title	Group-Fig. No.
Transfer Case Assembly	
Transfer Case [DHU] Electric Sift on the Fly Part time	Fig. 244 - 110
Case and Related Parts	
Case, and Related Parts (DHU) Electric Shift on the Fly Part Time.....	Fig. 244 - 210
Gear Train	
Gear Train [DHU] Electric Shift on the Fly Part Time.....	Fig. 244 - 410
Fork and Rails	
Forks (DHU) Electric Shift on the Fly Part Time	Fig. 244 - 910
Gearshift Controls	
Gear Motor and Skid Plate Electric Shift on the Fly Part Time [DHU].....	Fig. 244 - 1210

Transfer Case [DHU] Electric Sift on the Fly Part time
Figure 244-110



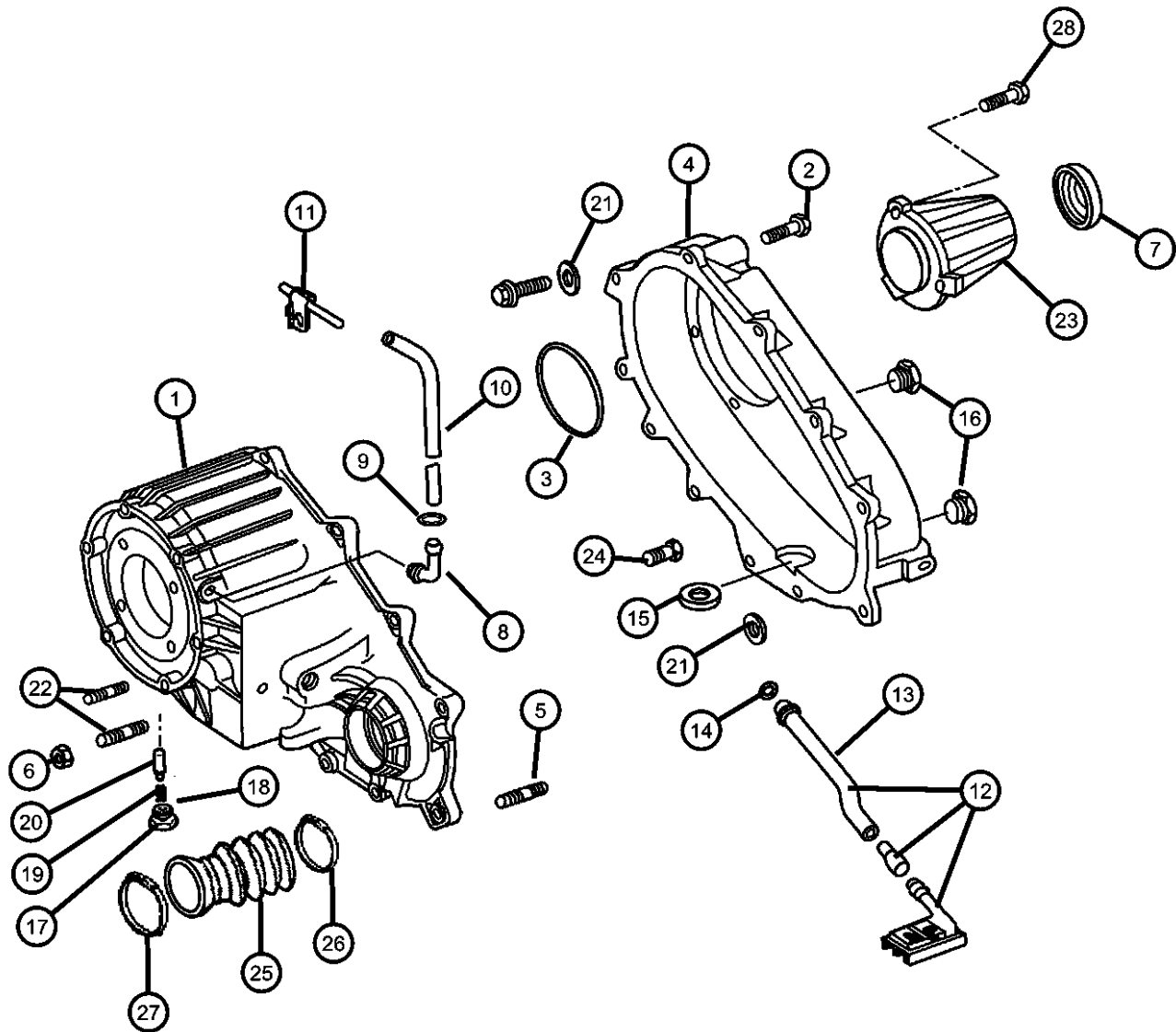
ITEM	PART NUMBER	QTY	LINE	SERIES	BODY	ENGINE	TRANS	TRIM	DESCRIPTION
------	-------------	-----	------	--------	------	--------	-------	------	-------------

NOTE:
Refer To All Proper Tag Numbers And Stamping Numbers Before Ordering Transfer Cases And/Or Transfer Case Parts.
Sales Codes:
[DGQ] = 5-Speed Automatic 545RFE Transmission
[DGU] = 4-Speed Automatic VLP 42RLE Transmission
[DG0] = All Automatic Transmissions
[DHU] = AWD Electronic Shift Two Speed Transfer Case
[DH7] = AWD Electronic Shift Single Speed Transfer case
[EKG] = 3.7L [Magnum] V-6 Engine
[EK0] = All 3.7L 6-Cylinder Gas Engines
[EVA] = 4.7L [Magnum] V-8 Engine
[EVD] = 4.7L V-8 FFV Engine
[EV0] = All 4.7L 8-Cylinder Gas Engines
[EZB] = 5.7L Hemi Multi-Displacement Engine
[EZ0] = All 5.7L 8-Cylinder Gas Engines
[NAA] = Federal Emissions
[NAE] = California Emissions
[NAS] = 50 State Emissions
[NA1] = Export Emissions
[NHK] = Engine Block Heater
[XEF] = Transfer Case Skid Plate Sheild

1	52853308AA	1	5						TRANSFER CASE, NV244
---	------------	---	---	--	--	--	--	--	----------------------

ASPEN (HG)	LINE	BODY	ENGINE	TRANSMISSION
SERIES				
P = PREMIUM	1 = Lt. Duty DODGE 2WD 5 = Lt. Duty DODGE 4WD	74 = SPORT UTILITY 4-DR TYPE #4	EVA = 4.7L V8 MPI Engine EVD = 4.7L V8 FFV Engine EZB = 5.7L Hemi Multi Displacement Engine	DGQ = 5-Spd Automatic 545RFE Transmission

Case, and Related Parts (DHU) Electric Shift on the Fly Part Time
Figure 244-210

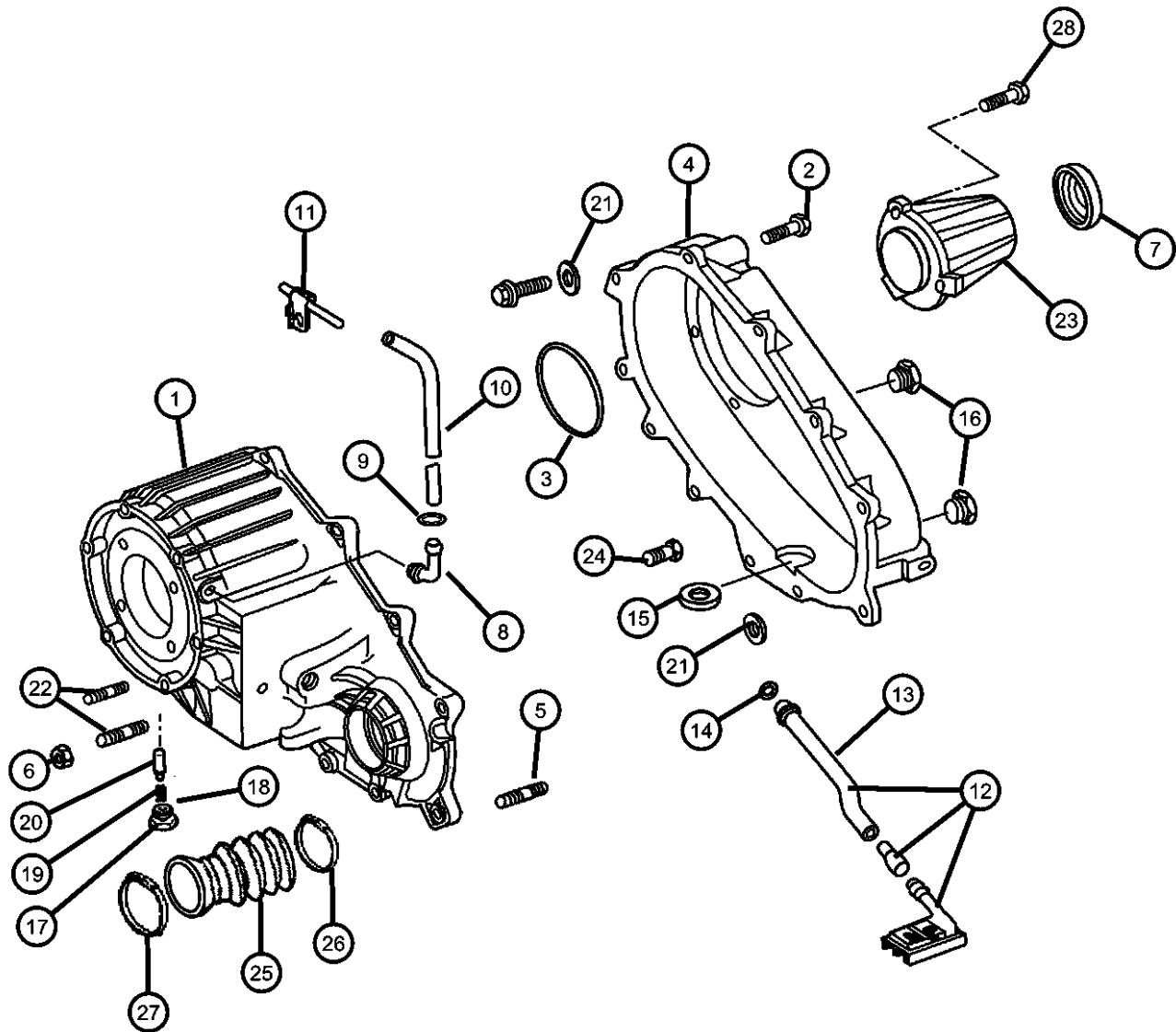


ITEM	PART NUMBER	QTY	LINE	SERIES	BODY	ENGINE	TRANS	TRIM	DESCRIPTION
NOTE: Refer To All Proper Tag Numbers And Stamping Numbers Before Ordering Transfer Cases And/Or Transfer Case Parts. Sales Codes: [DGQ] = 5-Speed Automatic 545RFE Transmission [DGU] = 4-Speed Automatic VLP 42RLE Transmission [DG0] = All Automatic Transmissions [DHU] = AWD Electronic Shift Two Speed Transfer Case [DH7] = AWD Electronic Shift Single Speed Transfer case [EKG] = 3.7L [Magnum] V-6 Engine [EK0] = All 3.7L 6-Cylinder Gas Engines [EVA] = 4.7L [Magnum] V-8 Engine [EVD] = 4.7L V-8 FFV Engine [EV0] = All 4.7L 8-Cylinder Gas Engines [EZB] = 5.7L Hemi Multi-Displacement Engine [EZ0] = All 5.7L 8-Cylinder Gas Engines [NAA] = Federal Emissions [NAE] = California Emissions [NAS] = 50 State Emissions [NA1] = Export Emissions [NHK] = Engine Block Heater [XEF] = Transfer Case Skid Plate Shield									
1	05103261AB	1	5						CASE, Transfer Front
2	05080859AA	1	5						BOLT, Hex Flange Head
3	04219065	1	5						SNAP RING, Annulus Gear
4	05080221AA	1	5						CASE, Transfer Case Rear
5	05222757	2	5						DOWEL
6	06033172	6	5						NUT AND WASHER, Hex, .375-24
7	05019026AA	1	5						SEAL, Output Shaft
8	04796910	1	5						VENT, Transfer Case
9	06502081	1	5						CLAMP, Oil Cooler Line
10	HFV00516AB	1	5						HOSE, Fuel And Vapor, 25 Foot Roll 5/16"
11	04213328	1	5						VENT, Cap
12	05080223AB	1	5						TUBE, Oil Pickup
13	05080223AB	1	5						TUBE, Oil Pickup
14	05013016AB	1	5						SEAL, Transfer Case
15	05080218AA	1	5						MAGNET
16	04856641	2	5						PLUG, Oil Fill
17	04886473AA	1	5						SCREW
18	04338956	1	5						SEAL, Vacuum Switch
19	05019538AA	1	5						SPRING, Poppet Plunger
20	53008217	1	5						PLUNGER

ASPEN (HG)	LINE	BODY	ENGINE	TRANSMISSION
SERIES				
P = PREMIUM	1 = Lt. Duty DODGE 2WD 5 = Lt. Duty DODGE 4WD	74 = SPORT UTILITY 4-DR TYPE #4	EVA = 4.7L V8 MPI Engine EVD = 4.7L V8 FFV Engine EZB = 5.7L Hemi Multi Displacement Engine	DGQ = 5-Spd Automatic 545RFE Transmission

Case, and Related Parts (DHU) Electric Shift on the Fly Part Time
Figure 244-210

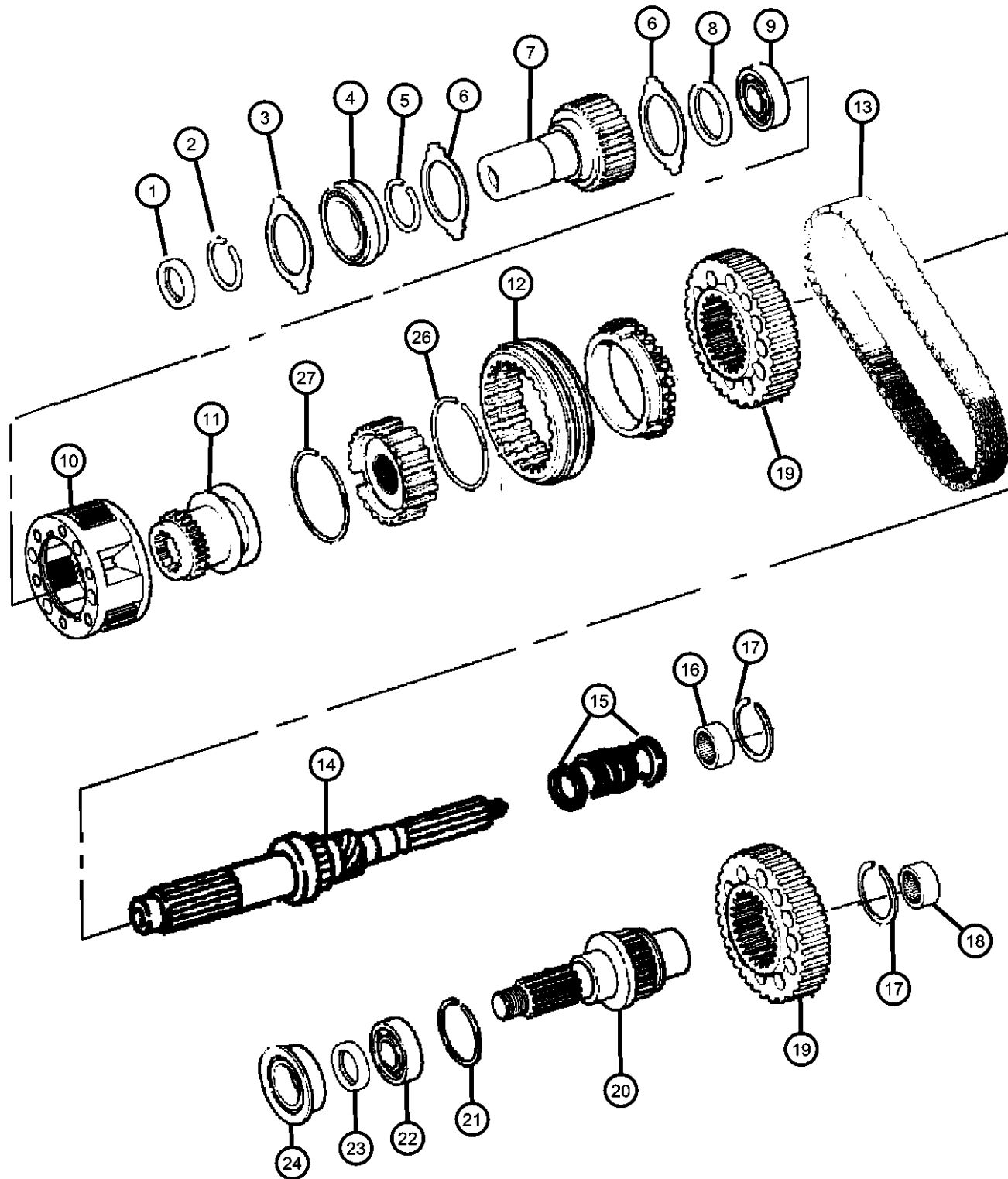
ITEM	PART NUMBER	QTY	LINE	SERIES	BODY	ENGINE	TRANS	TRIM	DESCRIPTION
21	83503512	1	5						WASHER, Flat
22	04505365	6	5						STUD
23	05080386AA	1	5						EXTENSION, Transfer Case
24	06101526	15	5						SCREW, Hex Flange Head, M8x1.25x35
25	05080231AA	1	5						BOOT, Output Shaft, None
26	04798122	1	5						CLAMP, Boot
27	04798122	1	5						CLAMP, Boot
28	06501371	6	5						BOLT, Retainer



ASPEN (HG)	LINE	BODY	ENGINE	TRANSMISSION
SERIES				
P = PREMIUM	1 = Lt. Duty DODGE 2WD 5 = Lt. Duty DODGE 4WD	74 = SPORT UTILITY 4-DR TYPE #4	EVA = 4.7L V8 MPI Engine EVD = 4.7L V8 FFV Engine EZB = 5.7L Hemi Multi Displacement Engine	DGQ = 5-Spd Automatic 545RFE Transmission

AR = use ase required - = Non illustrated part

Gear Train [DHU] Electric Shift on the Fly Part Time
Figure 244-410



ITEM	PART NUMBER	QTY	LINE	SERIES	BODY	ENGINE	TRANS	TRIM	DESCRIPTION
NOTE: Refer To All Proper Tag Numbers And Stamping Numbers Before Ordering Transfer Cases And/Or Transfer Case Parts. Sales Codes: [DGQ] = 5-Speed Automatic 545RFE Transmission [DGU] = 4-Speed Automatic VLP 42RLE Transmission [DG0] = All Automatic Transmissions [DHU] = AWD Electronic Shift Two Speed Transfer Case [DH7] = AWD Electronic Shift Single Speed Transfer case [EKG] = 3.7L [Magnum] V-6 Engine [EK0] = All 3.7L 6-Cylinder Gas Engines [EVA] = 4.7L [Magnum] V-8 Engine [EVD] = 4.7L V-8 FFV Engine [EV0] = All 4.7L 8-Cylinder Gas Engines [EZB] = 5.7L Hemi Multi-Displacement Engine [EZ0] = All 5.7L 8-Cylinder Gas Engines [NAA] = Federal Emissions [NAE] = California Emissions [NAS] = 50 State Emissions [NA1] = Export Emissions [NHK] = Engine Block Heater [XEF] = Transfer Case Skid Plate Shield									
1	05019020AB	1	5						SEAL, Input Gear
2	03821558	1	5						SNAP RING
3	05019579AA	1	5						PLATE
4	05072458AA	1	5						BEARING, Input Gear
5	03821558	1	5						SNAP RING
6	04338908	2	5						THRUST WASHER, Planetary Carrier
7	05072464AA	1	5						GEAR, Input
8	05103298AA	1	5						SLEEVE, Range Fork
9	05080499AA	1	5						BEARING, Input Gear
10	04796903AB	1	5						PLANETARY, Transfer Case
11	05103298AA	1	5						SLEEVE, Range Fork
12	05103269AA	1	5						SLEEVE, Mode Synchronizer
13	05136034AA	2	5						CHAIN, Transfer Case
14	05103303AA	1	5						MAINSHAFT, Transfer Case
15	05080503AA	1	5						SNAP RING, Clutch Gear
16	04269189	1	5						BEARING, Output Shaft
17	05080503AA	1	5						SNAP RING, Clutch Gear
18	04269189	1	5						BEARING, Output Shaft
19	05136036AA	1	5						SPROCKET, Transfer Case
20	05103271AA	1	5						OUTPUT SHAFT, Transfer Case

ASPEN (HG)

SERIES

P = PREMIUM

LINE

1 = Lt. Duty DODGE 2WD
 5 = Lt. Duty DODGE 4WD

BODY

74 = SPORT UTILITY 4-DR
 TYPE #4

ENGINE

EVA = 4.7L V8 MPI Engine
 EVD = 4.7L V8 FFV Engine
 EZB = 5.7L Hemi Multi Displacement Engine

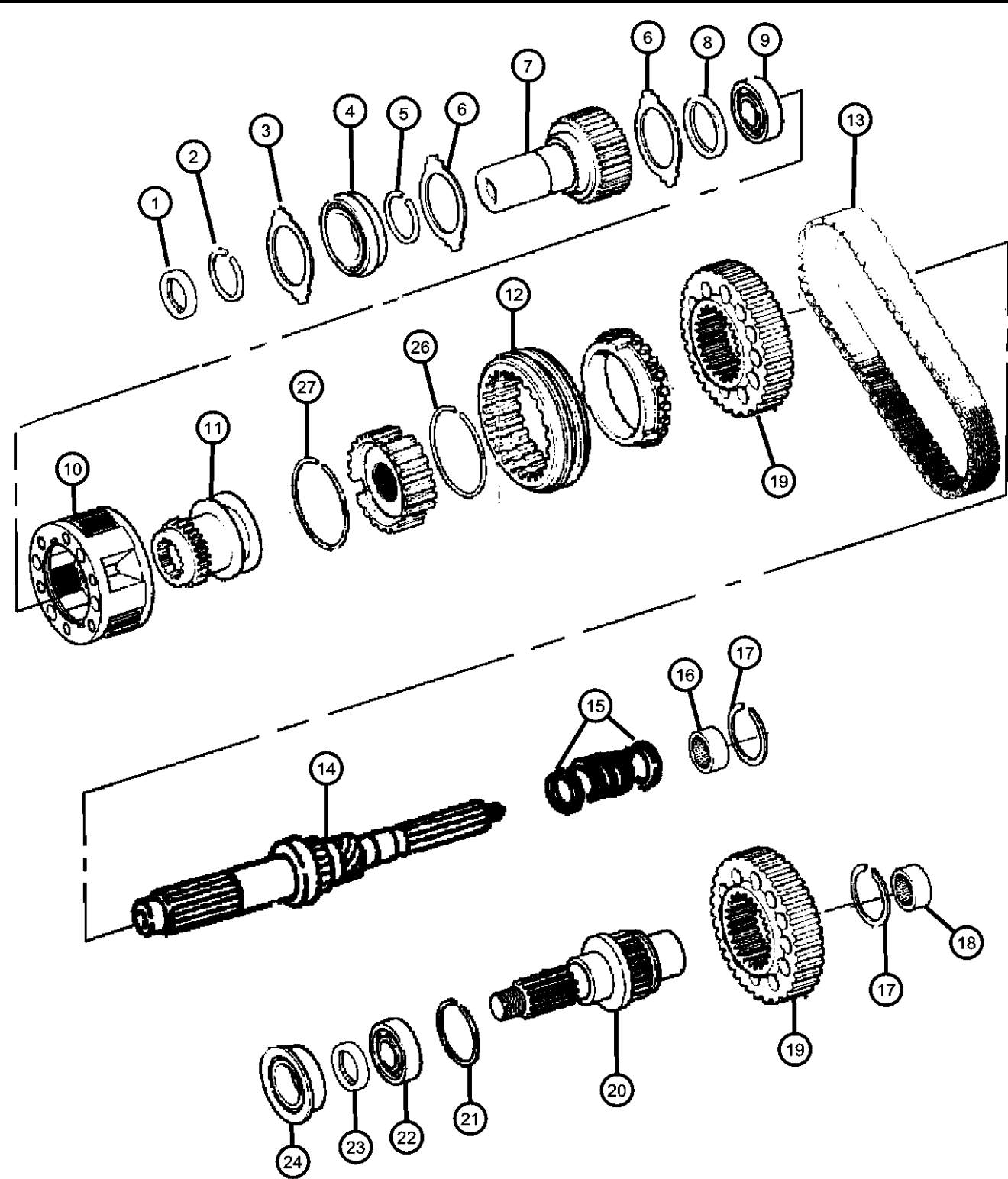
TRANSMISSION

DGQ = 5-Spd Automatic 545RFE Transmission

AR = use ase required - = Non illustrated part

2007 HG

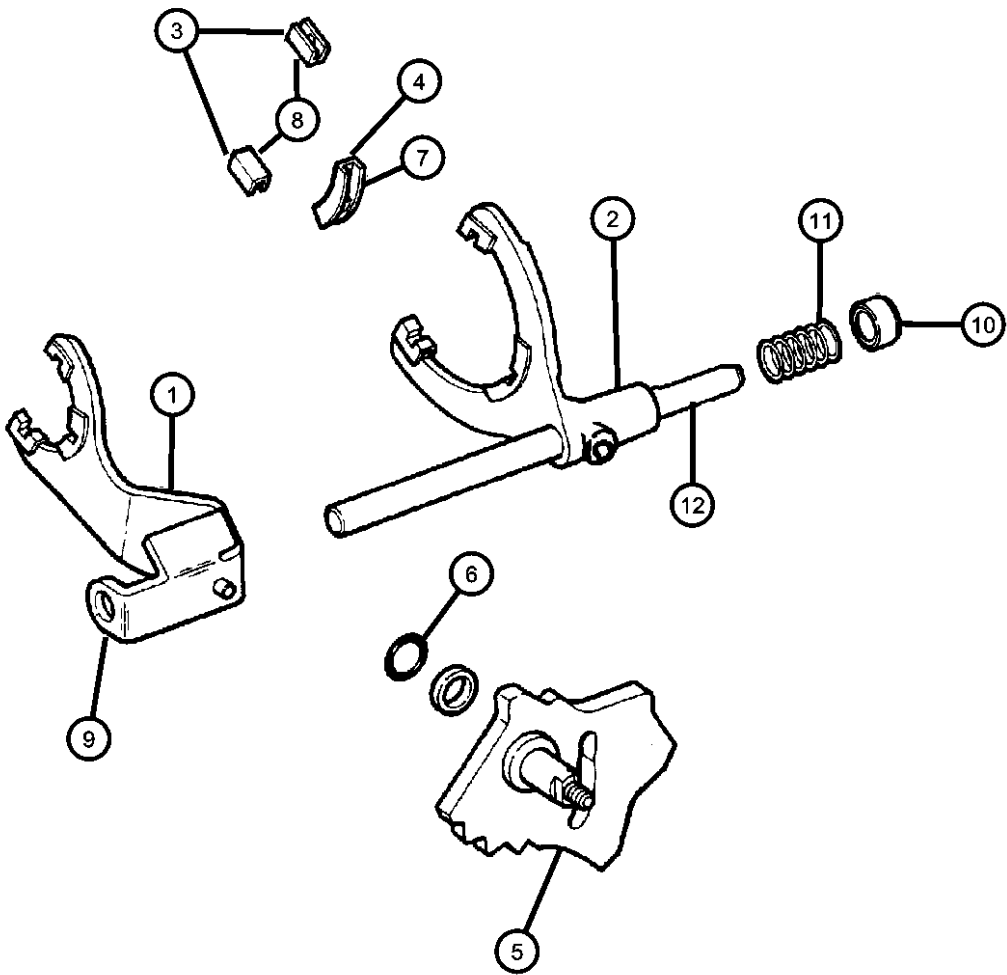
Gear Train [DHU] Electric Shift on the Fly Part Time
Figure 244-410



ITEM	PART NUMBER	QTY	LINE	SERIES	BODY	ENGINE	TRANS	TRIM	DESCRIPTION
21	06025755	2	5						SNAP RING, 1.28 ID
22	04897981AA	1	5						BEARING, Output Shaft
23	05080155AA	1	5						SEAL, Output
24	05080229AA	1	5						SLINGER, Oil
-25	05066980AA	1	5						SHIM
26	05080503AA	1	5						SNAP RING, Clutch Gear
27	03821558	1	5						SNAP RING

ASPEN (HG)				
SERIES	LINE	BODY	ENGINE	TRANSMISSION
P = PREMIUM	1 = Lt. Duty DODGE 2WD 5 = Lt. Duty DODGE 4WD	74 = SPORT UTILITY 4-DR TYPE #4	EVA = 4.7L V8 MPI Engine EVD = 4.7L V8 FFV Engine EZB = 5.7L Hemi Multi Displacement Engine	DGQ = 5-Spd Automatic 545RFE Transmission

Forks (DHU) Electric Shift on the Fly Part Time
Figure 244-910



ITEM	PART NUMBER	QTY	LINE	SERIES	BODY	ENGINE	TRANS	TRIM	DESCRIPTION
------	----------------	-----	------	--------	------	--------	-------	------	-------------

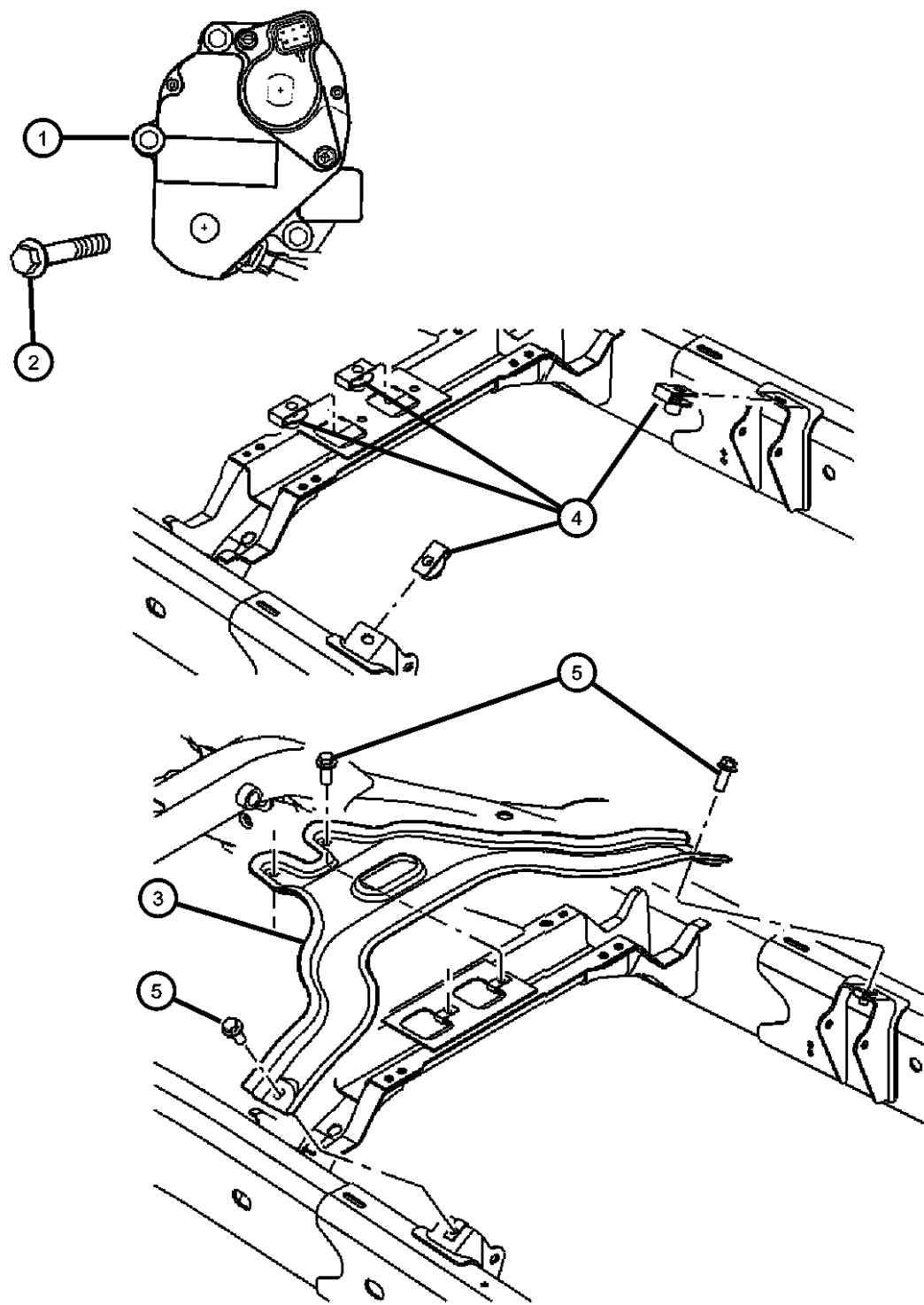
NOTE:
Refer To All Proper Tag Numbers And Stamping Numbers Before Ordering Transfer Cases And/Or Transfer Case Parts.
Sales Codes:
[DGQ] = 5-Speed Automatic 545RFE Transmission
[DGU] = 4-Speed Automatic VLP 42RLE Transmission
[DG0] = All Automatic Transmissions
[DHU] = AWD Electronic Shift Two Speed Transfer Case
[DH7] = AWD Electronic Shift Single Speed Transfer case
[EKG] = 3.7L [Magnum] V-6 Engine
[EK0] = All 3.7L 6-Cylinder Gas Engines
[EVA] = 4.7L [Magnum] V-8 Engine
[EVD] = 4.7L V-8 FFV Engine
[EV0] = All 4.7L 8-Cylinder Gas Engines
[EZB] = 5.7L Hemi Multi-Displacement Engine
[EZ0] = All 5.7L 8-Cylinder Gas Engines
[NAA] = Federal Emissions
[NAE] = California Emissions
[NAS] = 50 State Emissions
[NA1] = Export Emissions
[NHK] = Engine Block Heater
[XEF] = Transfer Case Skid Plate Sheild

1	05103300AB	1	5						FORK, Range
2	05103305AB	1	5						FORK, Transfer Case Mode Shift
3	05080327AA	2	5						PAD, Shift Fork, Range
4	05080325AA	1	5						PAD, Shift Fork, Range
5	05103297AB	1	5						SECTOR, Transfer Case
6	04167963	1	5						SEAL, O-Ring
7	05015832AA	1	5						PAD, Shift Fork, Mode
8	05012018AA	2	5						PAD, Shift Fork, Mode
9	05019582AB	1	5						BRACKET
10	04338945	2	5						BUSHING, Shift Rail
11	83503514	1	5						BUSHING, Shift Rail
12	05103302AA	1	5						RAIL, Transfer Case

ASPEN (HG) SERIES	LINE	BODY	ENGINE	TRANSMISSION
P = PREMIUM	1 = Lt. Duty DODGE 2WD 5 = Lt. Duty DODGE 4WD	74 = SPORT UTILITY 4-DR TYPE #4	EVA = 4.7L V8 MPI Engine EVD = 4.7L V8 FFV Engine EZB = 5.7L Hemi Multi Displacement Engine	DGQ = 5-Spd Automatic 545RFE Transmission

AR = use ase required - = Non illustrated part

Gear Motor and Skid Plate Electric Shift on the Fly Part Time [DHU]
Figure 244-1210



ITEM	PART NUMBER	QTY	LINE	SERIES	BODY	ENGINE	TRANS	TRIM	DESCRIPTION
------	----------------	-----	------	--------	------	--------	-------	------	-------------

NOTE:
Refer To All Proper Tag Numbers And Stamping Numbers Before Ordering Transfer Cases And/Or Transfer Case Parts.
Sales Codes:
[DGQ] = 5-Speed Automatic 545RFE Transmission
[DGU] = 4-Speed Automatic VLP 42RLE Transmission
[DG0] = All Automatic Transmissions
[DHU] = AWD Electronic Shift Two Speed Transfer Case
[DH7] = AWD Electronic Shift Single Speed Transfer case
[EKG] = 3.7L [Magnum] V-6 Engine
[EK0] = All 3.7L 6-Cylinder Gas Engines
[EVA] = 4.7L [Magnum] V-8 Engine
[EVD] = 4.7L V-8 FFV Engine
[EV0] = All 4.7L 8-Cylinder Gas Engines
[EZB] = 5.7L Hemi Multi-Displacement Engine
[EZ0] = All 5.7L 8-Cylinder Gas Engines
[NAA] = Federal Emissions
[NAE] = California Emissions
[NAS] = 50 State Emissions
[NA1] = Export Emissions
[NHK] = Engine Block Heater
[XEF] = Transfer Case Skid Plate Sheild

1	05143477AA	1	5	GEAR MOTOR, Transfer Case					
2	05019465AA	3	5	BOLT					
3	52113436AA	1	5	SKID PLATE, Front					
4	06101340	4	5	U-NUT, M10-1.50, Skid Plate Attaching					
5	06101717	4	5	BOLT, M10x1.50x25, Skid Plate to Frame					

ASPEN (HG)				
SERIES	LINE	BODY	ENGINE	TRANSMISSION
P = PREMIUM	1 = Lt. Duty DODGE 2WD 5 = Lt. Duty DODGE 4WD	74 = SPORT UTILITY 4-DR TYPE #4	EVA = 4.7L V8 MPI Engine EVD = 4.7L V8 FFV Engine EZB = 5.7L Hemi Multi Displacement Engine	DGQ = 5-Spd Automatic 545RFE Transmission

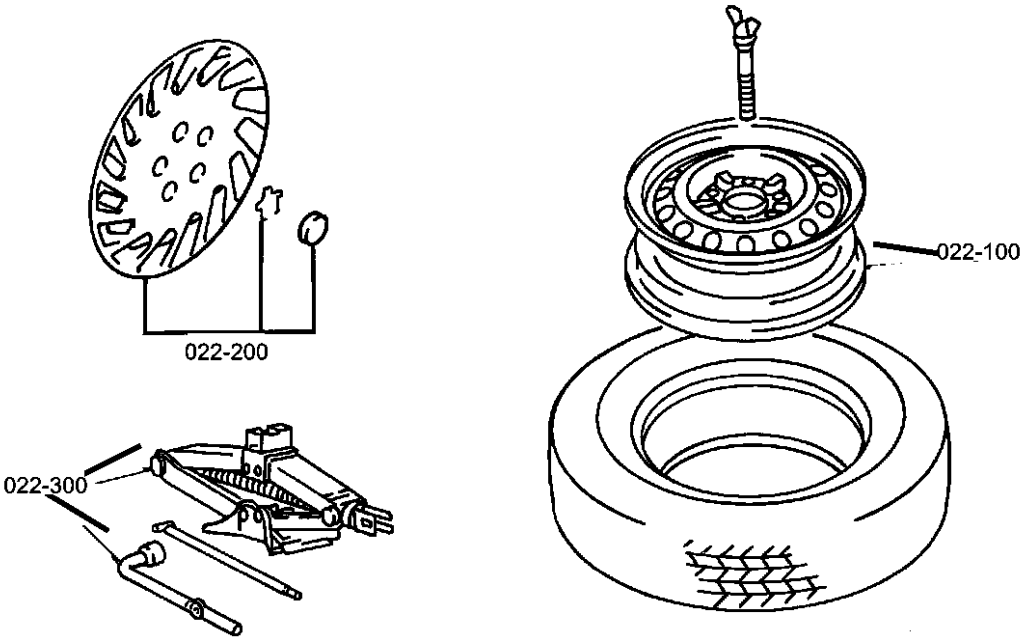
AR = use ase required - = Non illustrated part


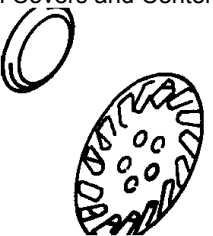
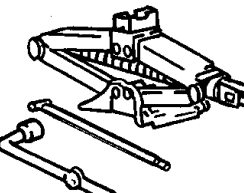

Group - 22

Wheels, Covers and Jacks


Group - 22 Wheels, Covers and Jacks

Illustration Title	Group-Fig. No.
Wheels and Hardware Wheels and Hardware	Fig. 22 - 110
Wheel Covers and Center Caps Caps and Covers.....	Fig. 22 - 210
Jack Stowage Jack and Storage.....	Fig. 22 - 310
Spare Tire Stowage Wheel, Spare	Fig. 22 - 410



022-100 Wheels and Hardware	022-200 Wheel Covers and Center Caps	022-300 Jack Stowage	022-400 Spare Tire Stowage
			

Wheels and Hardware
Figure 22-110




ITEM	PART NUMBER	QTY	LINE	SERIES	BODY	ENGINE	TRANS	TRIM	DESCRIPTION
------	----------------	-----	------	--------	------	--------	-------	------	-------------

NOTES: Sales Codes: [WPG] = 20x8.0 Aluminum Chrome Clad Wheel [WPR] = 18 x 8.0 Aluminum Wheel [WPL] = 18 x 8.0 Aluminum Chrome Clad [WPG] = 20 x 8.0 Aluminum Chrome Clad									
1									WHEEL, Aluminum
	1BW06PAKAA	4	1, 5		74				[WPR] 18x8.0 Aluminum Wheel
	52013710AA	4	5, 1		74				[WPL] 18x8.0 Aluminum Chrome Clad Wheel
	52013870AA	4	1, 5		74				[WPG] 20x8.0 Aluminum Chrome Clad Wheel
2	52113234AA	1	1, 5		74				WHEEL, Steel, Spare
3	04743278AA	1	1, 5		74				STEM, Wheel Valve
4	06036433AA	20	1, 5		74				NUT, Wheel
5	56053036AA	4							SENSOR, Tire Pressure
6	56053037AA	AR	1, 5		74				NUT, Tire Pressure Sensor, Used to Mount New Sensor
-7	68023890AA	4	1, 5		74				CAP KIT, Valve Stem, Grey, [TBW] Contains: Cap,Valve Stem,Grey,Qty.5
-8	52014050AA	1	1, 5		74				LOCK KIT, Wheel
-9									HARDWARE KIT, Mounting
	68020719AA	4	1, 5		74				Contains: 1,Nut,TPM Retaining, 1-Washer,Seal Support, 1-Cap, Valve Stem,Black, 1-Cap,Valve Stem,Grey,1-Seal, TPM to Wheel Rim, 1-Valve Core,TPM,1-Instruction Sheet
	68020722AA	4	1, 5		74				Contains: 1-Cap,Valve Stem,Black, 1-Cap,Valve Stem,Grey, 1- Valve Core, TPM,1- Instruction Sheet
	68020724AA	4	1, 5		74				Contains: 1,Valve Stem, 1-Seal,TPM to Wheel Rim, 1-Valve Core,TPM, 1-Instruction Sheet

ASPEN (HG)									
SERIES	LINE								
P = PREMIUM	1 = Lt. Duty DODGE 2WD 5 = Lt. Duty DODGE 4WD				BODY 74 = SPORT UTILITY 4-DR TYPE #4		ENGINE EVA = 4.7L V8 MPI Engine EVD = 4.7L V8 FFV Engine EZB = 5.7L Hemi Multi Displacement Engine		TRANSMISSION DGQ = 5-Spd Automatic 545RFE Transmission

Caps and Covers
Figure 22-210

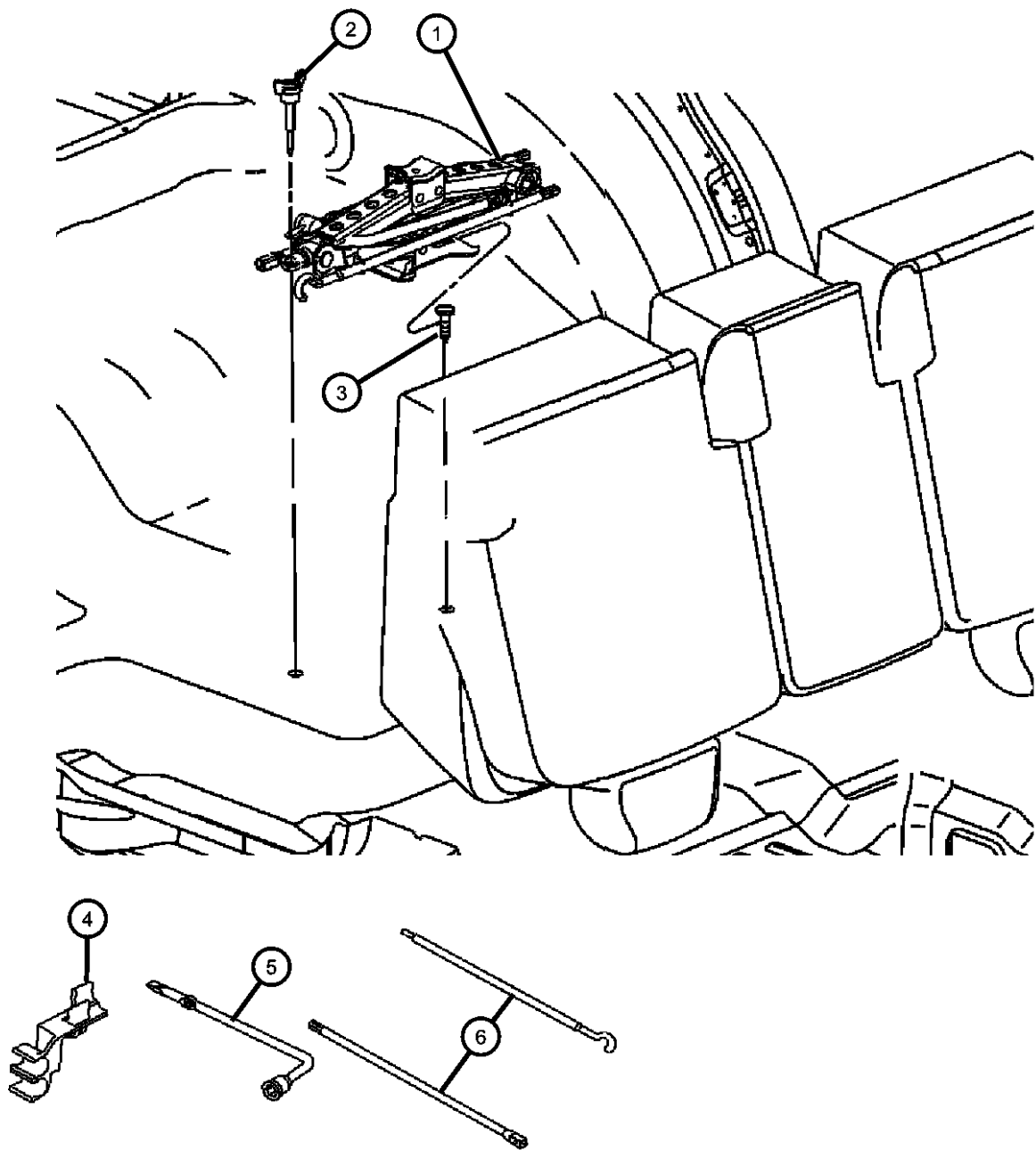


ITEM	PART NUMBER	QTY	LINE	SERIES	BODY	ENGINE	TRANS	TRIM	DESCRIPTION
1									CAP, Wheel Center
	04895899AB	4	1, 5		74				[WPG] 20x8.0 Aluminum Chrome Clad with [X88] Tire & Wheel Parts Module
	52013719AA	4	1, 5		74				[WPL] 18x8.0 Aluminum Chrome Clad
	52013724AA	4	1, 5		74				[WPR] 18x8.0 Aluminum Wheel

ASPEN (HG)	LINE	BODY	ENGINE	TRANSMISSION
SERIES				
P = PREMIUM	1 = Lt. Duty DODGE 2WD 5 = Lt. Duty DODGE 4WD	74 = SPORT UTILITY 4-DR TYPE #4	EVA = 4.7L V8 MPI Engine EVD = 4.7L V8 FFV Engine EZB = 5.7L Hemi Multi Displacement Engine	DGQ = 5-Spd Automatic 545RFE Transmission

Jack and Storage
Figure 22-310

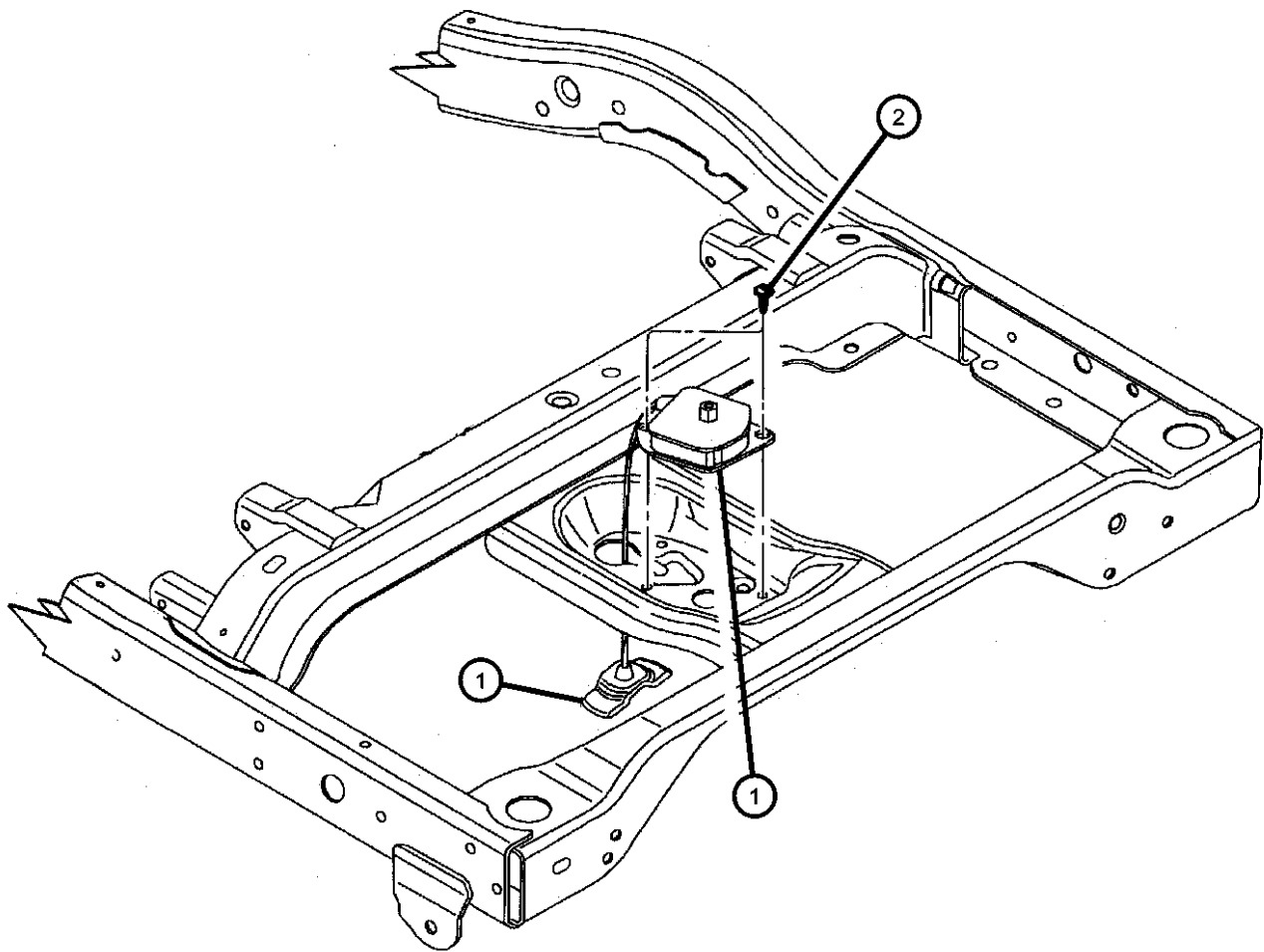
ITEM	PART NUMBER	QTY	LINE	SERIES	BODY	ENGINE	TRANS	TRIM	DESCRIPTION
1	55366972AA	1	1, 5		74				JACK
2	06507666AA	1	1, 5		74				WINGSCREW
3	06506759AA	1	1, 5		74				SCREW, Jack
4									CLIP
	52855519AB	1	1, 5		74				3 Prong
	52855520AB	1	1, 5		74				2 Prong
5	52855522AA	1	1, 5		74				TOOL, Wrench
6									EXTENSION, Jack Handle
	52005179AB	1	1, 5		74				Hook
	52005180AA	2	1, 5		74				Tube



ASPEN (HG)				
SERIES	LINE	BODY	ENGINE	TRANSMISSION
P = PREMIUM	1 = Lt. Duty DODGE 2WD 5 = Lt. Duty DODGE 4WD	74 = SPORT UTILITY 4-DR TYPE #4	EVA = 4.7L V8 MPI Engine EVD = 4.7L V8 FFV Engine EZB = 5.7L Hemi Multi Displacement Engine	DGQ = 5-Spd Automatic 545RFE Transmission

Wheel, Spare
Figure 22-410

ITEM	PART NUMBER	QTY	LINE	SERIES	BODY	ENGINE	TRANS	TRIM	DESCRIPTION
1	52113699AD	1							WINCH, Spare Tire Carrier
2	52113699AD	1							SCREW, Tapping, M8x20, (NOT SERVICED)
-3	06102153AA	4							SCREW, Tapping, M8x20, Attaches Spare tire to winch

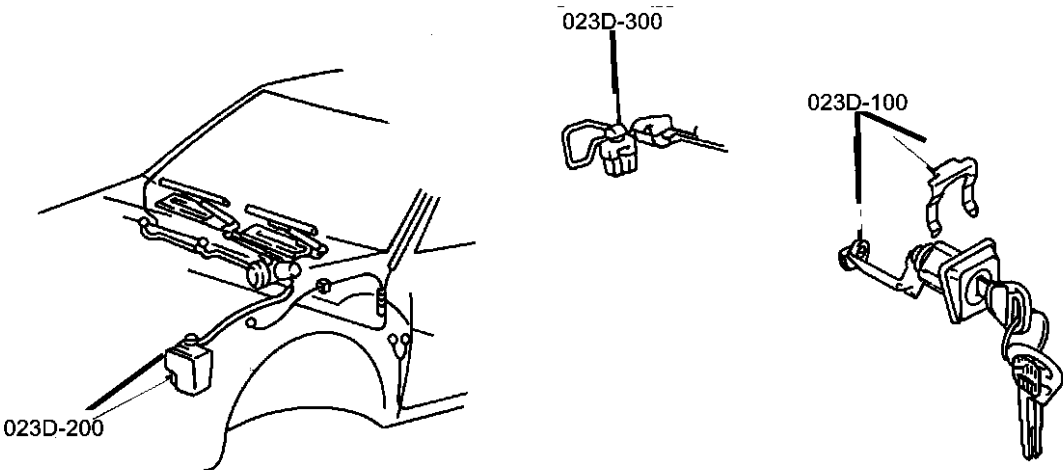


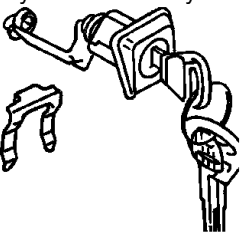
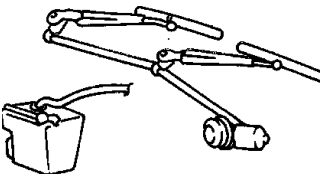
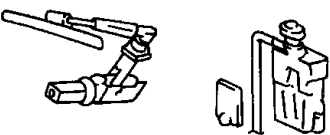
ASPEN (HG)				
SERIES	LINE	BODY	ENGINE	TRANSMISSION
P = PREMIUM	1 = Lt. Duty DODGE 2WD 5 = Lt. Duty DODGE 4WD	74 = SPORT UTILITY 4-DR TYPE #4	EVA = 4.7L V8 MPI Engine EVD = 4.7L V8 FFV Engine EZB = 5.7L Hemi Multi Displacement Engine	DGQ = 5-Spd Automatic 545RFE Transmission

Group - 23D
Wiper/Lock Cylinder and Keys

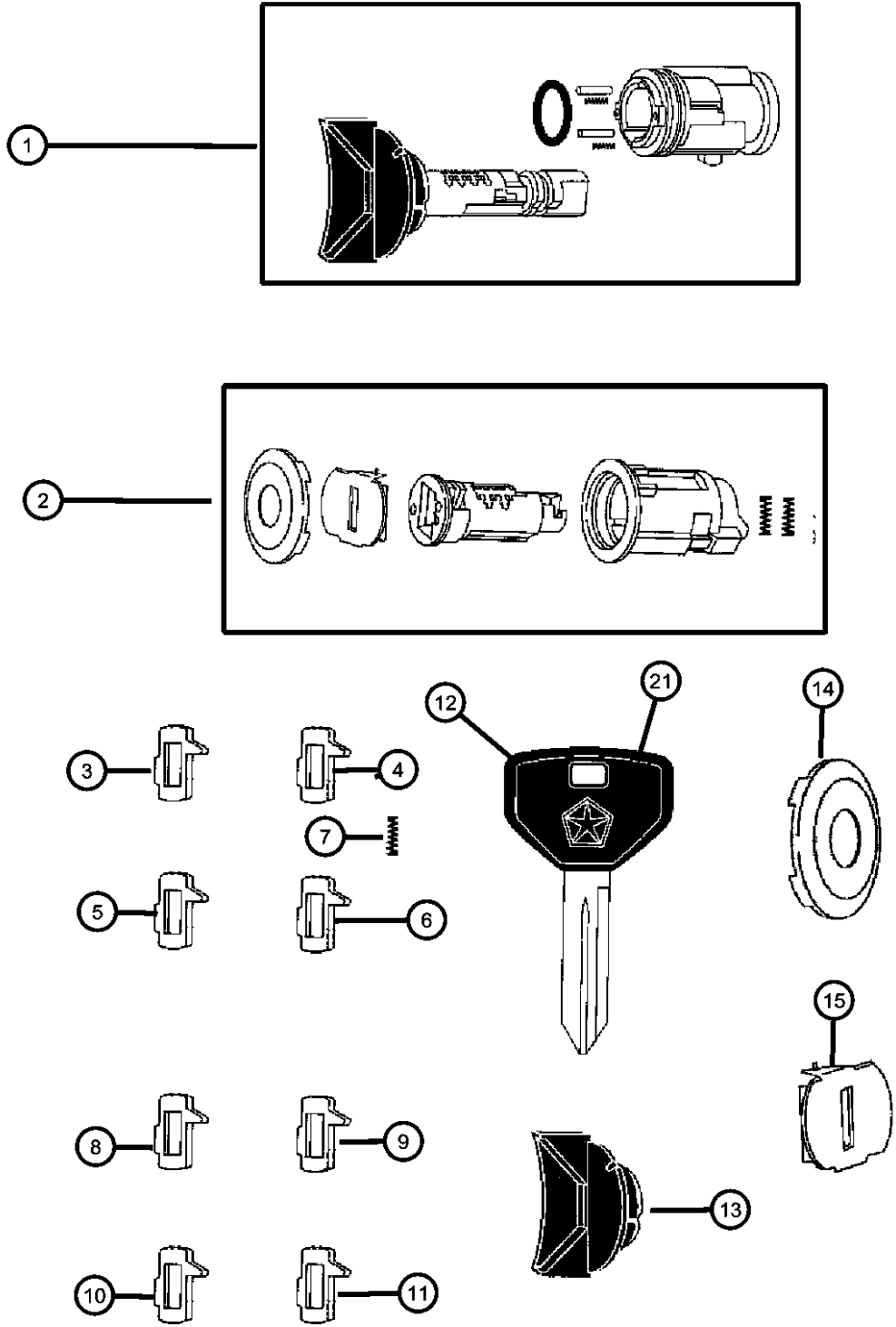
Group - 23D Wiper/Lock Cylinder and Keys

Illustration Title	Group-Fig. No.
Lock Cylinders and Keys	
Lock Cylinders and Components	Fig. 23D - 110
Windshield Wiper and Washer Systems	
Windshield Wiper and Washer	Fig. 23D - 210
Rear Wiper and Washer System	
Rear Window Wiper and Washer	Fig. 23D - 310



23D-100 Lock Cylinders and Keys 	23D-200 Windshield Wiper and Washer Systems 	23D-300 Rear Wiper and Washer System 	
---	--	--	--

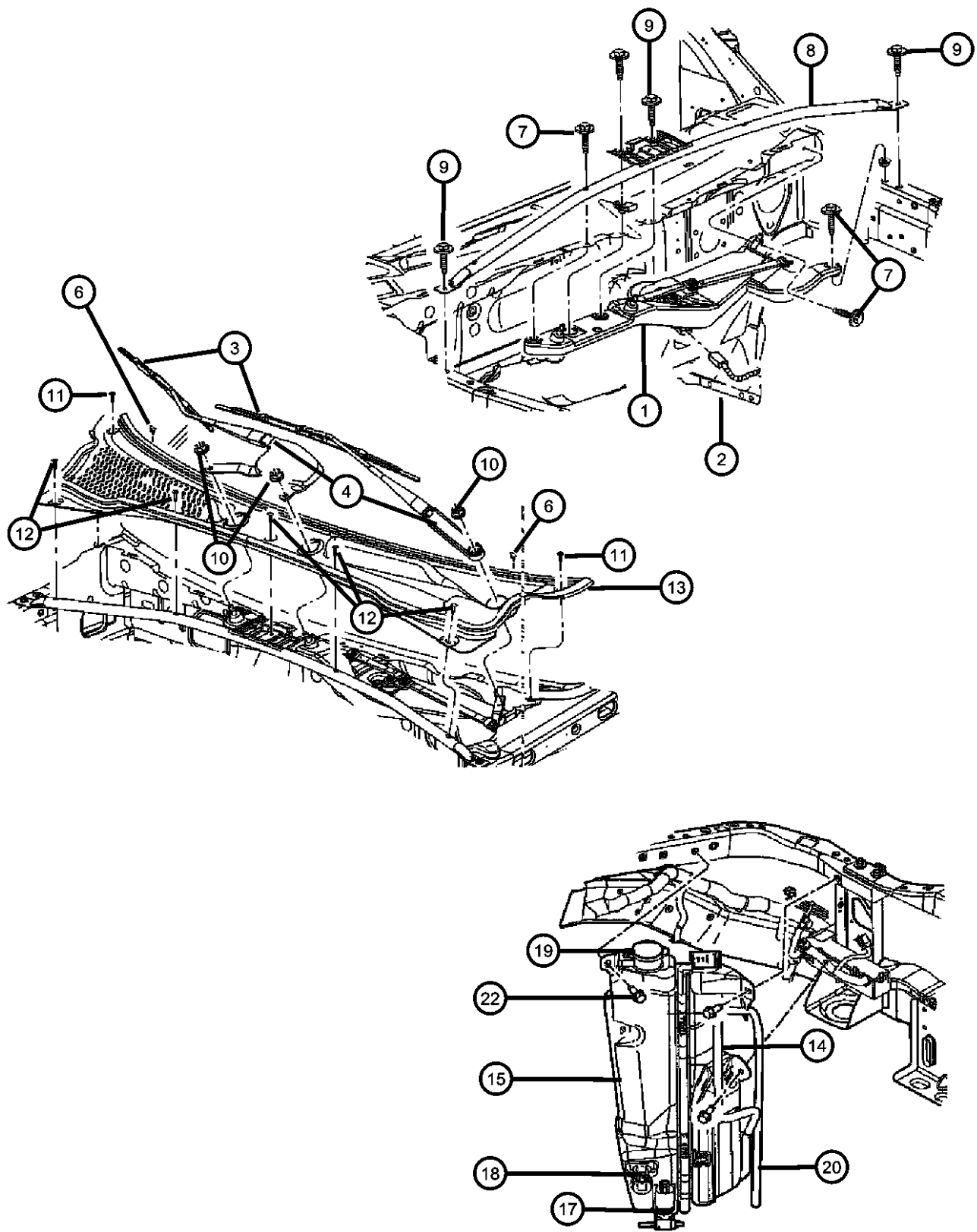
Lock Cylinders and Components
Figure 23D-110



ITEM	PART NUMBER	QTY	LINE	SERIES	BODY	ENGINE	TRANS	TRIM	DESCRIPTION
NOTE: ALL LOCK CYLINDERS ARE UNCODED									
1	05018702AA	1	1, 5		74				CYLINDER, Ignition Lock
2	05137646AA	1	1, 5		74				CYLINDER, Door Lock
3	05010880AB	1							TUMBLER, Ignition Number 2, Sidebar
4	05010879AB	1							TUMBLER, Ignition Number 1, Sidebar
5	05010881AB	1							TUMBLER, Ignition Number 3, Sidebar
6	05010882AB	1							TUMBLER, Ignition Number 4, Sidebar
7	05010883AB	1							SPRING, Ignition Tumbler, Sidebar
8	04778117AB	1							TUMBLER, Number 1, Wide
9	04778118AB	1							TUMBLER, Number 2, Wide
10	04778119AB	1							TUMBLER, Number 3, Wide
11	04778120AB	1							TUMBLER, Number 4, Wide
12									KEY, BLANK WITH TRANSMITTER
	05175817AA	2	1, 5		74				Without Power Liftgate [JRC], Remote Start [XBM]
	05179514AA	1							With Power Liftgate [JRC], Without Remote Start [XBM]
	68003659AA	1	1, 5		74				With Remote Start [XBM], Without Power Liftgate [JRC]
13	68003659AA	1							CAP, Ignition Cylinder, Black Plastic, Serviced with Ignition Cylinder, (NOT SERVICED), CAP, Door Lock Cylinder, Bright, Serviced with Lock Repair Kit
14	04778149	1							SHUTTER, Lock Cylinder, Serviced with Lock Repair Kit
15	05019605AA	1							LEVER, Door Lock Cylinder
-16	55136554AA	1							RETAINER, Lock Rod
-17	05071063AA	1							SPRING, Lock Cylinder Tumbler
-18	04778121	1							SCREW
-19	05135541AA	1							BATTERY, Transmitter
-20	05140773AA	1							KEY, Blank
21	05102247AA	1							Without transmitter [GXR+XBM]
		1							Without transmitter [GXR+JRC]
		1							Without transmitter [GXR+XBM+JRC]
-22	68001710AA	1	1, 5		74				KEY, BLANK WITH TRANSMITTER

ASPEN (HG)								
SERIES	LINE							TRANSMISSION
P = PREMIUM	1 = Lt. Duty DODGE 2WD 5 = Lt. Duty DODGE 4WD			BODY 74 = SPORT UTILITY 4-DR TYPE #4		ENGINE EVA = 4.7L V8 MPI Engine EVD = 4.7L V8 FFV Engine EZB = 5.7L Hemi Multi Displacement Engine		DGQ = 5-Spd Automatic 545RFE Transmission

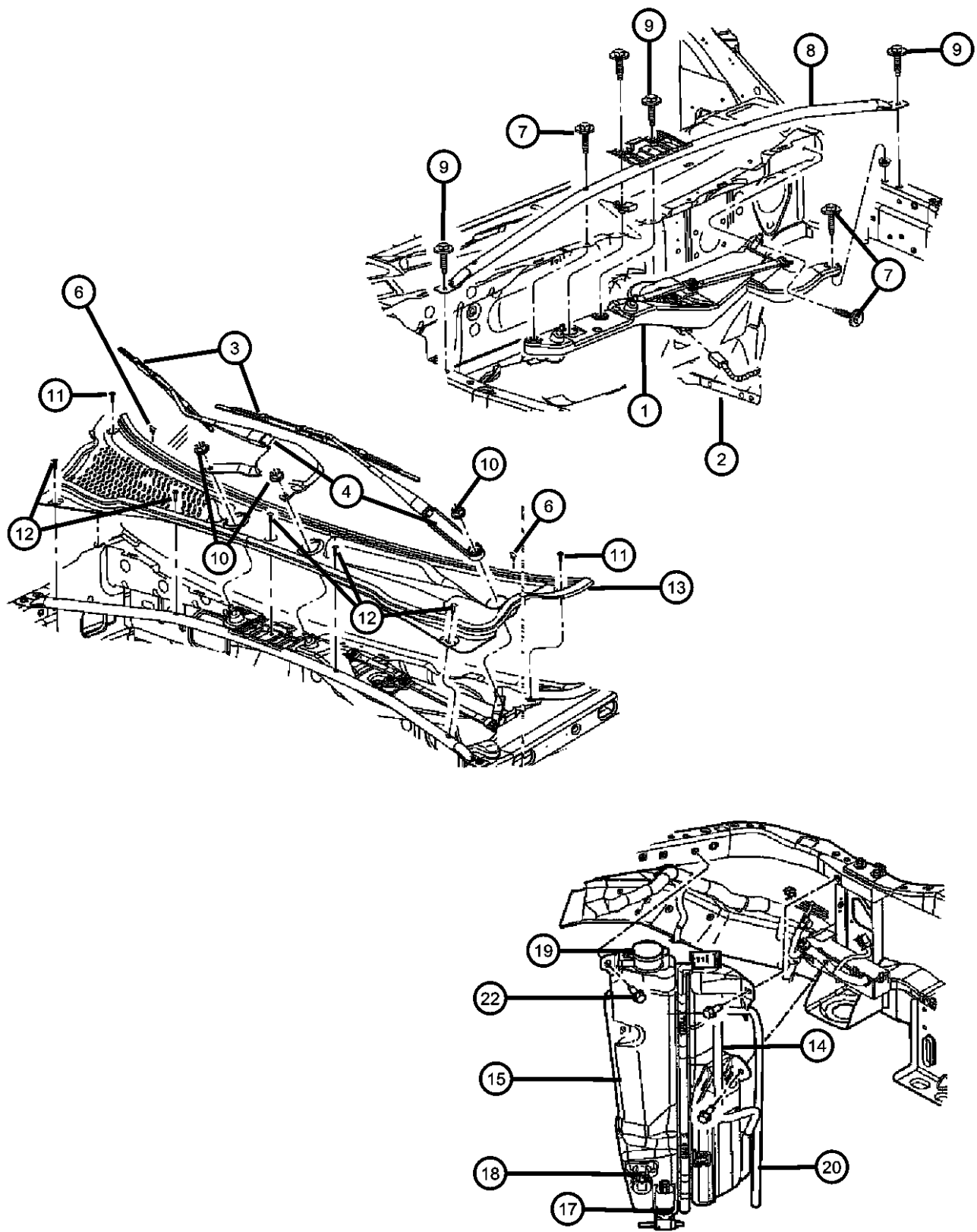
Windshield Wiper and Washer
Figure 23D-210



ITEM	PART NUMBER	QTY	LINE	SERIES	BODY	ENGINE	TRANS	TRIM	DESCRIPTION
1	05135058AC	1	1, 5		74				MOTOR, Windshield wiper
2	05135061AA	1	1, 5		74				PIVOT AND LINKAGE, Wiper
3									BLADE, Wiper
	05135560AA	1	1, 5		74				Right
	WBFLAT14AA								Mopar Alternative Flat Blade Set
	WBW00021AD								Mopar Alternative Winter Wiper Blades
	WB000021AE								Mopar V-Line Alternative Part
	WB-BLU021AA								Mopar Alternative Color Wiper Blade (Blue)
	WBRED021AA								Mopar Alternative Color Wiper Blade (Red)
	WBYEL021AA								Mopar Alternative Color Wiper Blade (Yellow)
	WB-WHI021AA								Mopar Alternative Color Wiper Blade (White)
	WB-CAR021AA								Mopar Alternative Color Wiper Blade (Carbon Fiber)
	05135561AA	1	1, 5		74				Left
	WBFLAT14AA								Mopar Alternative Flat Blade Set
	WBW00026AD								Mopar Alternative Winter Wiper Blades
	WB000026AE								Mopar V-Line Alternative Part
4									ARM, Wiper
	05135556AB	1	1, 5		74				Right
	05135557AA	1	1, 5		74				Left
-5	05135558AA	1	1, 5		74				COVER, Front Wiper Arm
6	55077460AA	2	1, 5		74				NOZZLE, Washer, Windshield
7	55077460AA	2							SCREW, Hex Head Coned, .25-20x.875, M6 X 1.0 X 40.00, (NOT SERVICED)
8	55362510AB	1	1, 5		74				SUPPORT, Cowl Grille
9	55362510AB	1							SCREW, Hex Head, M8x1.25x30, (NOT SERVICED)
10	06504954AA	3	1, 5		74				NUT
11	06504954AA	3							SCREW, Tapping, 0.190 - 16 X 1.00, (NOT SERVICED)
12	06036155AA	1	1, 5		74				PIN, Push
13									PANEL, Cowl
	55078109AF	1	1, 5		74				
	55362445AB	1	1, 5		74				7S

ASPEN (HG)									
SERIES	LINE								
P = PREMIUM	1 = Lt. Duty DODGE 2WD 5 = Lt. Duty DODGE 4WD				74 = SPORT UTILITY 4-DR TYPE #4		EVA = 4.7L V8 MPI Engine EVD = 4.7L V8 FFV Engine EZB = 5.7L Hemi Multi Displacement Engine		DGQ = 5-Spd Automatic 545RFE Transmission

Windshield Wiper and Washer
Figure 23D-210

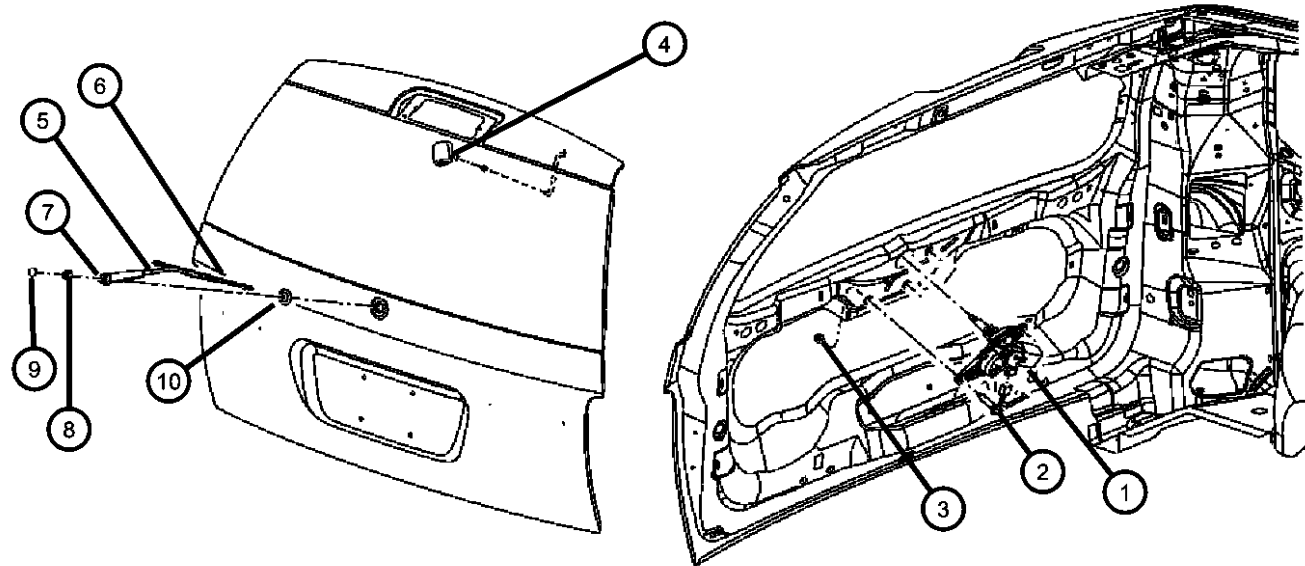


ITEM	PART NUMBER	QTY	LINE	SERIES	BODY	ENGINE	TRANS	TRIM	DESCRIPTION
	55362446AD	1	1, 5		74				Right
	55362447AD	1	1, 5		74				Left
14	55364642AE	1	1, 5		74				HOSE, WASHER RESERVOIR TO COWL
15	55078086AE	1	1, 5		74				RESERVOIR, Washer and Coolant
-16	05152030AA	1	1, 5		74				GROMMET, Windshield Washer Pump
17	05179153AB	1	1, 5		74				PUMP PACKAGE, Windshield Washer
18	68019750AA	1	1, 5		74				SENSOR, Washer Fluid Level
19	68019748AA	1	1, 5		74				CAP, Washer Reservoir
20	04266423	1	1, 5		74				HOSE, Overflow, Roll Stock
-21	HWV00532AB	1	1, 5		74				HOSE 1FT, Windshield Washer, 5/32"
22	HWV00532AB	1							SCREW, (NOT SERVICED)
-23	05139868AA	1	1, 5		74				REFILL, Wiper Blade

ASPEN (HG)				
SERIES	LINE	BODY	ENGINE	TRANSMISSION
P = PREMIUM	1 = Lt. Duty DODGE 2WD 5 = Lt. Duty DODGE 4WD	74 = SPORT UTILITY 4-DR TYPE #4	EVA = 4.7L V8 MPI Engine EVD = 4.7L V8 FFV Engine EZB = 5.7L Hemi Multi Displacement Engine	DGQ = 5-Spd Automatic 545RFE Transmission

AR = use ase required - = Non illustrated part

Rear Window Wiper and Washer
Figure 23D-310



ITEM	PART NUMBER	QTY	LINE	SERIES	BODY	ENGINE	TRANS	TRIM	DESCRIPTION
1	55077823AF	1	1, 5		74				MOTOR, Rear window wiper
2	06100568	1	1, 5		74				BOLT AND WASHER, Implement Attaching
3	06503245	2	1, 5		74				RIVET
4	55156158AE	1	1, 5		74				NOZZLE, Washer, Windshield
5	05135583AA	1	1, 5		74				ARM, Liftgate Wiper
6	05135584AD	1	1, 5		74				BLADE, Rear window wiper
7	55077453AA	1	1, 5		74				CAP, Wiper Arm Nut
8	06500165	1	1, 5		74				NUT, Wiper Arm
9	55077453AA	1	1, 5		74				CAP, Wiper Arm Nut
10	55077452AA	1	1, 5		74				GROMMET, Cover
-11	55364642AE	1	1, 5		74				HOSE, WASHER RESERVOIR TO COWL
-12	05139870AB	1	1, 5		74				REFILL, Wiper Blade

ASPEN (HG)				
SERIES	LINE	BODY	ENGINE	TRANSMISSION
P = PREMIUM	1 = Lt. Duty DODGE 2WD 5 = Lt. Duty DODGE 4WD	74 = SPORT UTILITY 4-DR TYPE #4	EVA = 4.7L V8 MPI Engine EVD = 4.7L V8 FFV Engine EZB = 5.7L Hemi Multi Displacement Engine	DGQ = 5-Spd Automatic 545RFE Transmission

Group - 24

Air Conditioning & Heater

Group - 24 Air Conditioning & Heater

Illustration Title

Group-Fig. No.

Air Conditioner and Heater Units

Heater and Air Conditioning, Front.....

Heater and Air Conditioning, Rear.....

Fig. 24 - 110

Fig. 24 - 120

Air Conditioner and Heater Plumbing

Plumbing, Front Hevac.....

Plumbing, Rear Hevac.....

Fig. 24 - 210

Fig. 24 - 220

Air Conditioner and Heater Controls

Hevac, Controls, Front.....

Hevac, Controls, Rear.....

Fig. 24 - 310

Fig. 24 - 320

Air Conditioning Compressor

Compressor, Air Conditioning.....

Fig. 24 - 410

Air Conditioning Compressor Mounting

Mounting, Compressor 4.7L Engine.....

Mounting, Compressor 5.7L Engine.....

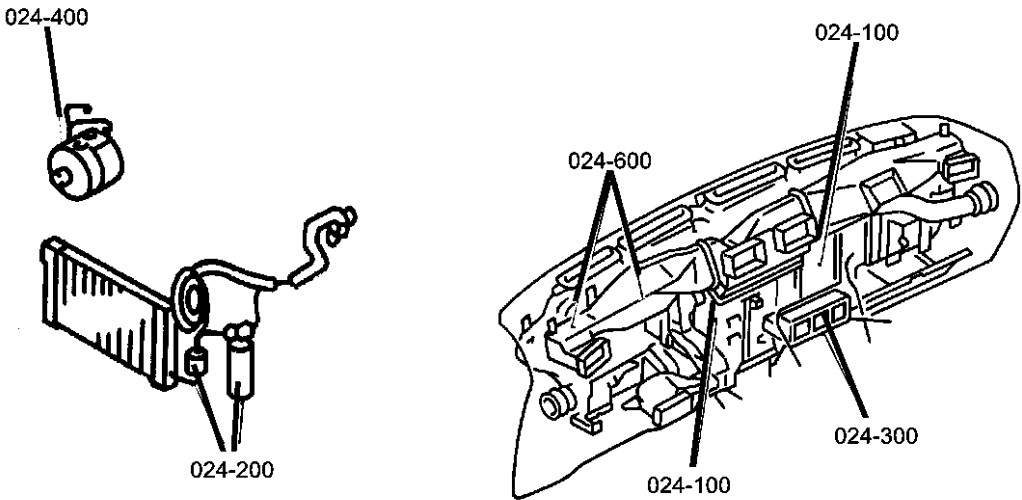
Fig. 24 - 510

Fig. 24 - 520

Air Ducts and Outlets

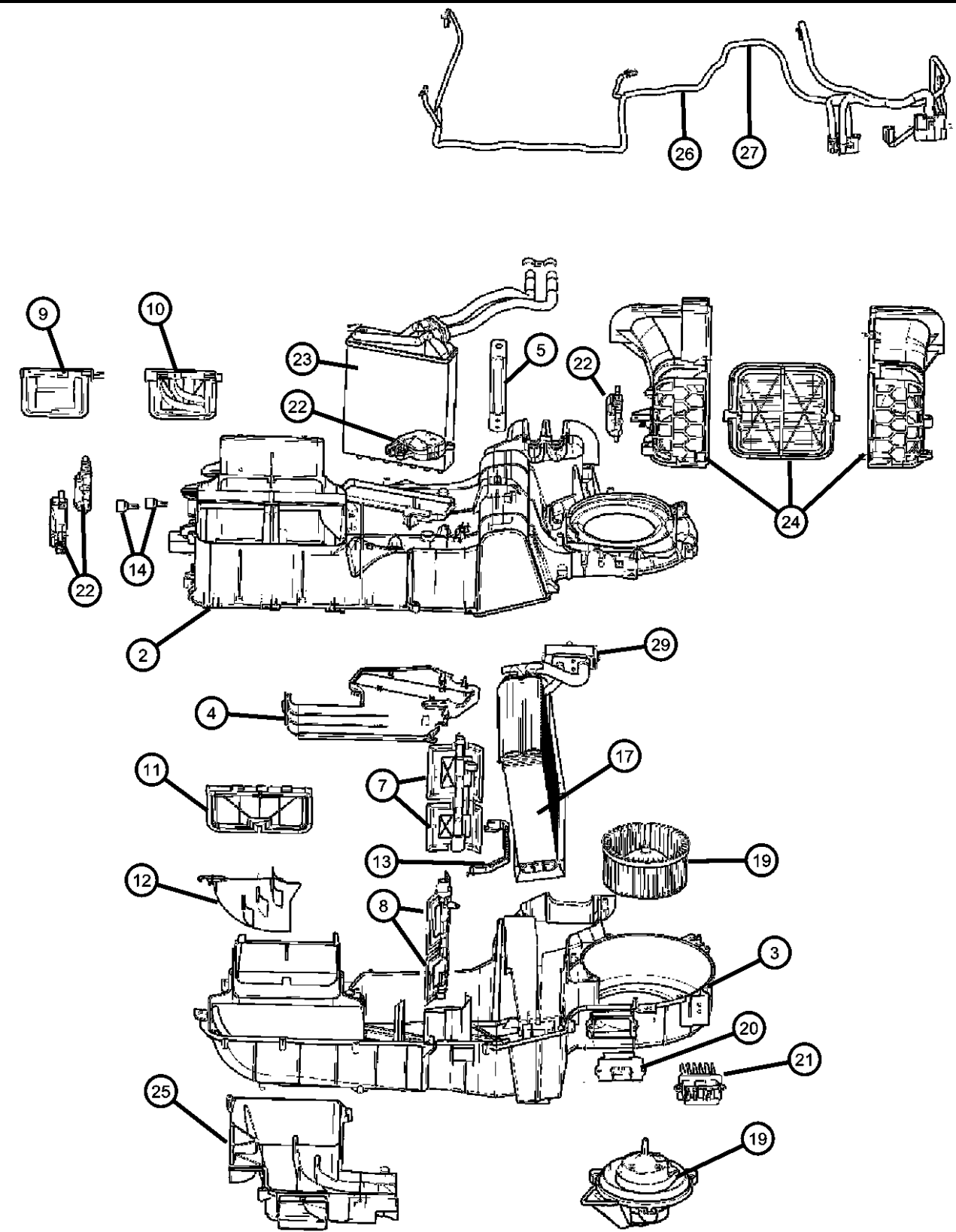
Air Ducts.....

Fig. 24 - 610



<div>024-100</div> <div>Air Conditioner and Heater Units</div> <div></div>	<div>024-200</div> <div>Air Conditioner and Heater Plumbing</div> <div></div>	<div>024-300</div> <div>Air Conditioner and Heater Controls</div> <div></div>	<div>024-400</div> <div>Air Conditioning Compressor</div> <div></div>
<div>024-500</div> <div>Air Conditioning Compressor Mounting</div> <div></div>	<div>024-600</div> <div>Air Ducts and Outlets</div> <div></div>		

Heater and Air Conditioning, Front
Figure 24-110



ITEM	PART NUMBER	QTY	LINE	SERIES	BODY	ENGINE	TRANS	TRIM	DESCRIPTION
------	-------------	-----	------	--------	------	--------	-------	------	-------------

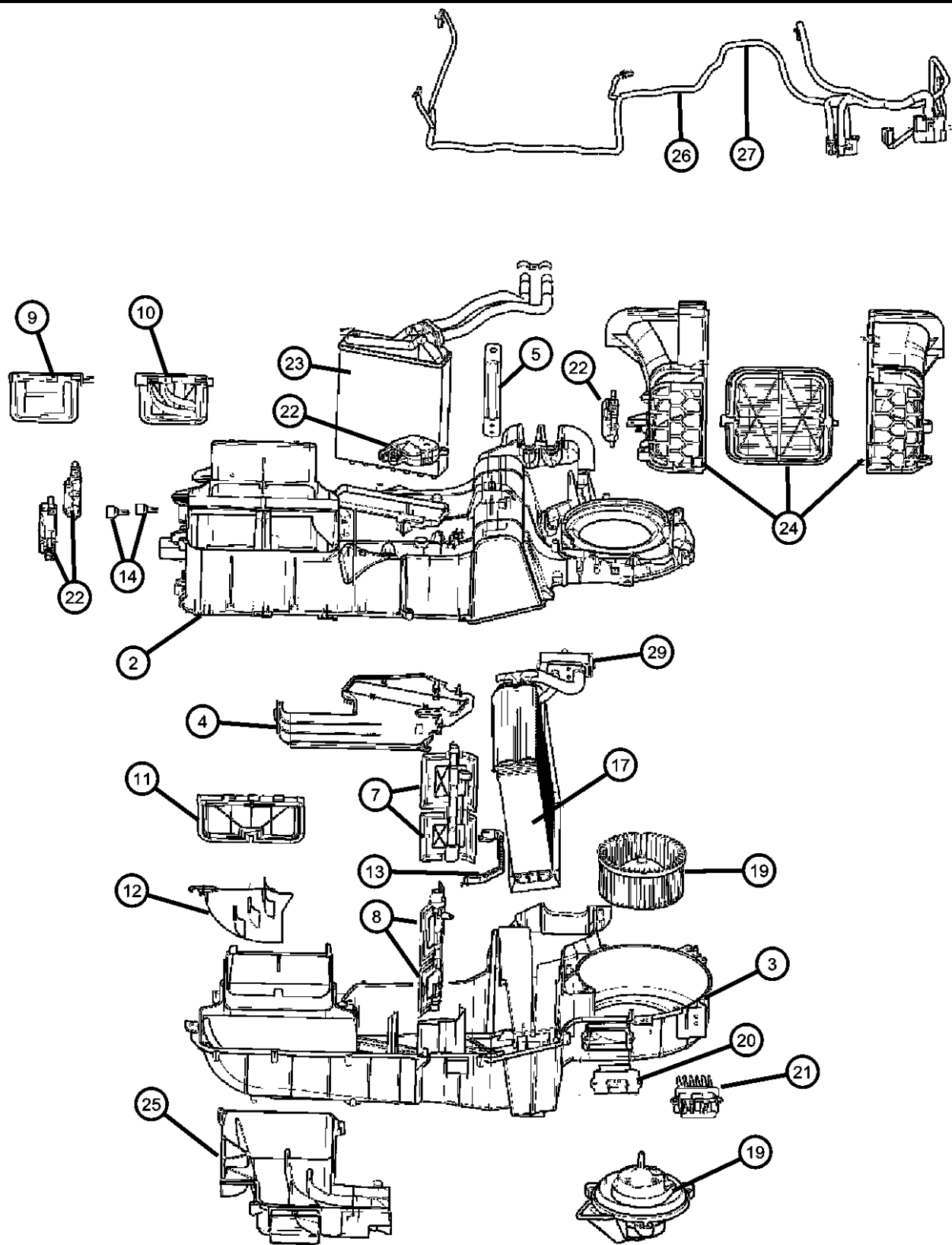
Sales Codes:
[HAA] = Air Conditioning
[HAF] = Air Conditioning with Auto Temperature Control and Dual Zone
[XLB] = Arabic
[XLR] = French/Canadian

-1									HOUSING KIT, A/C and Heater
	68019146AA	1	1, 5		74				[HAA]
	68019147AA	1	1, 5		74				[HAF]
2	68019147AA	1							HOUSING, A/C Upper, Serviced in Housing Kit, (NOT SERVICED),
3	68019147AA	1							HOUSING, A/C Lower, Serviced in Housing Kit, (NOT SERVICED)
4	68019147AA	1							PLATE, Serviced in Housing Kit, (NOT SERVICED)
5	68019147AA	1							STRAP, Serviced in Housing Kit, (NOT SERVICED)
-6	68019147AA	1							WASHER, Sealing, Serviced in Housing Kit and Seal Kit, (NOT SERVICED)
7	68019147AA	1							DOOR, Blend Air, Serviced in Housing Kit, (NOT SERVICED)
8	68019147AA	1							DOOR, Blend Air, Serviced in Housing Kit, (NOT SERVICED)
9	68019147AA	1							DOOR, Vent, Serviced in Housing Kit, (NOT SERVICED)
10	68019147AA	1							DOOR, Vent, Serviced in Housing Kit, (NOT SERVICED)
11	68019147AA	1							DOOR, Defroster, Serviced in Housing Kit, (NOT SERVICED)
12	68019147AA	1							BAFFLE, Air, Serviced in Housing Kit, (NOT SERVICED)
13	68019147AA	1							LINK, Blend Door, Serviced in Housing Kit, (NOT SERVICED)
14	68019147AA	1							ADAPTER, A/C And Heater Unit, Serviced in Housing Kit, (NOT SERVICED)
-15	68019147AA	1							SCREW, A/C and Heater Housing, Serviced in Housing Kit, (NOT SERVICED)
-16	68019147AA	1							STUD, A/C and Heater Housing Mtg., Serviced in Housing Kit, (NOT SERVICED)
17									EVAPORATOR, Air Conditioning
	68019145AA	1	1, 5		74				[HAA]
		1	1, 5		74				[HAF]
-18		1							LINER, Evaporator, Serviced with Evaporator, (NOT SERVICED),

ASPEN (HG)									
SERIES	LINE				BODY	ENGINE		TRANSMISSION	
P = PREMIUM	1 = Lt. Duty DODGE 2WD 5 = Lt. Duty DODGE 4WD				74 = SPORT UTILITY 4-DR TYPE #4	EVA = 4.7L V8 MPI Engine EVD = 4.7L V8 FFV Engine EZB = 5.7L Hemi Multi Displacement Engine		DGQ = 5-Spd Automatic 545RFE Transmission	

AR = use ase required - = Non illustrated part

Heater and Air Conditioning, Front
Figure 24-110



ITEM	PART NUMBER	QTY	LINE	SERIES	BODY	ENGINE	TRANS	TRIM	DESCRIPTION
19									MOTOR, Blower, With Wheel and Cap
	05061381AA	1	1, 5		74				[HAA]
		1	1, 5		74				[HAF]
20	05174618AA	1	1, 5		74				RESISTOR PACKAGE, Blower Motor, [HAA]
21	05179985AA	1	1, 5		74				MODULE, Power, Blower Motor, [HAF]
22									ACTUATOR, A/C and Heater
	04885206AB	1	1, 5		74				[HAA]
		1	1, 5		74				[HAF]
23									CORE, Heater, With Tubes and Seal
	05166114AB	1	1, 5		74				[HAA]
		1	1, 5		74				[HAF]
24									HOUSING, Air Inlet, Includes: Recirculation Door, Air Inlet Seal, Actuator, Housing Screws and Nut
	68001424AA	1	5, 1		74				[HAA]
		1	1, 5		74				[HAF]
25									DUCT, Floor
	68001425AA	1	1, 5		74				[HAA]
		1	1, 5		74				[HAF]
26	05166475AA	1	1, 5		74				WIRING, [HAA]
27	05166468AB	1	1, 5		74				WIRING, A/C and HEATER, [HAF]
-28	55056347AA	1	1, 5		74				LABEL, Air Conditioning System, With [XLR]
29									VALVE, Expansion, Includes: O-Rings, Screws, and Clamp
	68019148AA	1	1, 5		74				[HAA]
		1	1, 5		74				[HAF]
-30									SEAL KIT, A/C And Heater Unit, Includes: Heater Tube Seal, Drain Tube Seal, Air Distribution Seal, Air Inlet Seal, Evaporator Grommet, and A/C Unit to Dash Sealing Washers
	68001430AA	1	1, 5		74				[HAA]
		1	1, 5		74				[HAF]
-31	05061096AA	1	1, 5		74				PROBE, Air Conditioning

ASPEN (HG)									
SERIES	LINE								TRANSMISSION
P = PREMIUM	1 = Lt. Duty DODGE 2WD 5 = Lt. Duty DODGE 4WD				74 = SPORT UTILITY 4-DR TYPE #4	EVA = 4.7L V8 MPI Engine EVD = 4.7L V8 FFV Engine EZB = 5.7L Hemi Multi Displacement Engine			DGQ = 5-Spd Automatic 545RFE Transmission

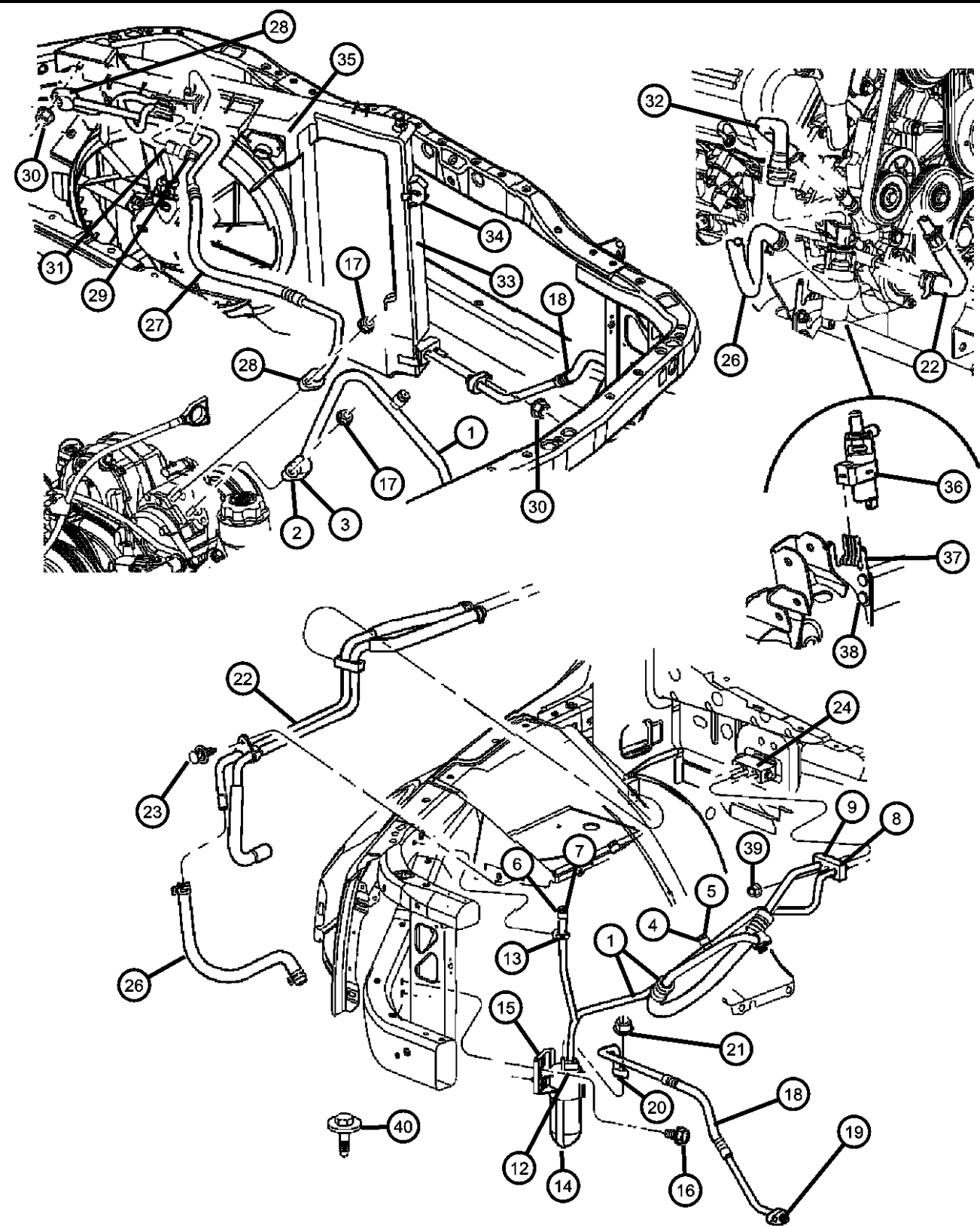
AR = use ase required - = Non illustrated part

Heater and Air Conditioning, Rear
Figure 24-120

										ITEM	PART NUMBER	QTY	LINE	SERIES	BODY	ENGINE	TRANS	TRIM	DESCRIPTION
										1	05019173AA	1	1, 5		74				SEAL, Evaporator Tubes
										-2	05019174AA	2	1, 5		74				SCREW AND WASHER, Clamp to Bracket
										3	05019626AA	1	1, 5		74				PLATE
										-4	05012700AA	1	1, 5		74				SCREW, Tapping, Blower Motor Attaching
										5	04720533	33	1, 5		74				SCREW, Heater Housing
										6	05019628AA	1	1, 5		74				CLAMP
										7	05019629AA	1	1, 5		74				CLAMP
										8	04885206AB	2	1, 5		74				ACTUATOR, A/C and Heater
										9	05134390AA	1	1, 5		74				BRACKET, A/C Line
										10	56045569AC	1	1, 5		74				WIRING, A/C and HEATER
										11	05134389AA	1	1, 5		74				HOSE, Drain
										12	68027237AA	1	1, 5		74				VALVE, A/C Expansion, Includes: O-Rings, Bolts
										13	05161807AA	1	1, 5		74				O RING, A/C Line, 8mm
										14	05161806AA	2	1, 5		74				O RING, A/C Line, 5/8
										15	68046015AA	1	1, 5		74				O RING, A/C Line, 1/2
										16	68020273AA	2	1, 5		74				BOLT, A/C Line Mounting
										17	68027238AA	1	1, 5		74				TUBE, Auxiliary A/C Extension, Includes: O-Rings, Block
										18	68027239AA	1	1, 5		74				BLOCK, Extension, Includes: Screws, Tube Mounting to Expansion Valve
										19	05019639AA	1	1, 5		74				RESISTOR, Blower Motor
										20	05019640AA	1	5, 1		74				MOTOR, Blower with Wheel
										21	05134383AA	1	1, 5		74				CORE, Heater, Includes: Plate, Screw
										22	68020263AA	1	1, 5		74				EVAPORATOR, Air Conditioning, Includes: O-Rings
										23	68027143AA	1	1, 5		74				HOUSING, Distribution, Includes: Distribution Housing, Doors, Coupling, Seals, Bolts, Screws, Clamp
										24	68023617AA	1	1, 5		74				HOUSING, Blower Motor, Includes: Bolt, Clamp, Screws

ASPEN (HG)									
SERIES	LINE	BODY		ENGINE		TRANSMISSION			
P = PREMIUM	1 = Lt. Duty DODGE 2WD 5 = Lt. Duty DODGE 4WD	74 = SPORT UTILITY 4-DR TYPE #4		EVA = 4.7L V8 MPI Engine EVD = 4.7L V8 FFV Engine EZB = 5.7L Hemi Multi Displacement Engine		DGQ = 5-Spd Automatic 545RFE Transmission			

Plumbing, Front Hevac
Figure 24-210

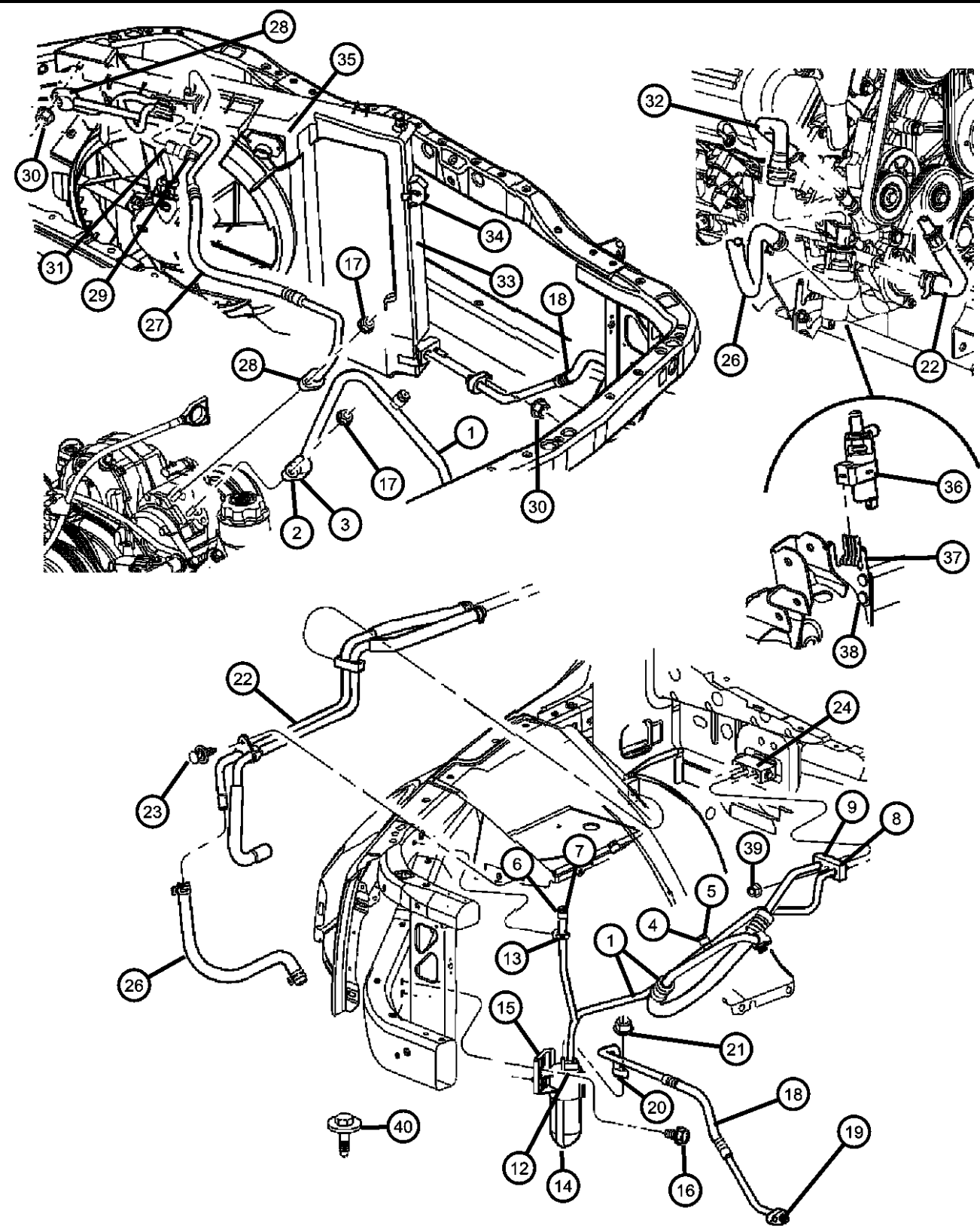


ITEM	PART NUMBER	QTY	LINE	SERIES	BODY	ENGINE	TRANS	TRIM	DESCRIPTION
Sales Codes: [EV0] = All 4.7L Gas Engines [EK0] = All 3.7L Gas Engines									
1	68028887AA	1	1, 5		74	EZ0			LINE, A/C Suction And Liquid With [HBB]
	68028888AA	1	1, 5		74	EV0			With [HBB]
2	05183715AA	1	1, 5		74	EZ0			GASKET, A/C Line
		1	1, 5		74	EV0			
3	05183721AA	1	1, 5		74	EZ0			SEAL, A/C Line
		1	1, 5		74	EV0			
4	05101913AA	1	1, 5		74	EZ0			CAP, A/C Check Valve
		1	1, 5		74	EV0			
5	04882331	1	1, 5		74	EZ0			VALVE, A/C Discharge Line Check
		1	1, 5		74	EV0			
6	05019512AA	1	1, 5		74	EZ0			CAP, A/C Charge Valve
		1	1, 5		74	EV0			
7	05264638	1	1, 5		74	EV0			VALVE, Charging
		1	1, 5		74	EZ0			
8	04882136	1	1, 5		74	EZ0			O RING, A/C Line, 1/2"
		1	1, 5		74	EV0			Expansion Valve to Line
9	05136091AA	1	1, 5		74	EZ0			O RING, A/C Line 3/8
		1	1, 5		74	EV0			Expansion Valve to Line
-10	04740361	2	1, 5		74	EZ0			O RING, A/C Line
		2	1, 5		74	EV0			Quick Connect to Underbody
-11	04728363	2	1, 5		74	EV0			O RING, A/C Discharge Line
		2	1, 5		74	EZ0			Quick Connect to Underbody

ASPEN (HG)									
SERIES	LINE			BODY		ENGINE		TRANSMISSION	
P = PREMIUM	1 = Lt. Duty DODGE 2WD 5 = Lt. Duty DODGE 4WD			74 = SPORT UTILITY 4-DR TYPE #4		EVA = 4.7L V8 MPI Engine EVD = 4.7L V8 FFV Engine EZB = 5.7L Hemi Multi Displacement Engine		DGQ = 5-Spd Automatic 545RFE Transmission	

AR = use ase required - = Non illustrated part

Plumbing, Front Hevac
Figure 24-210

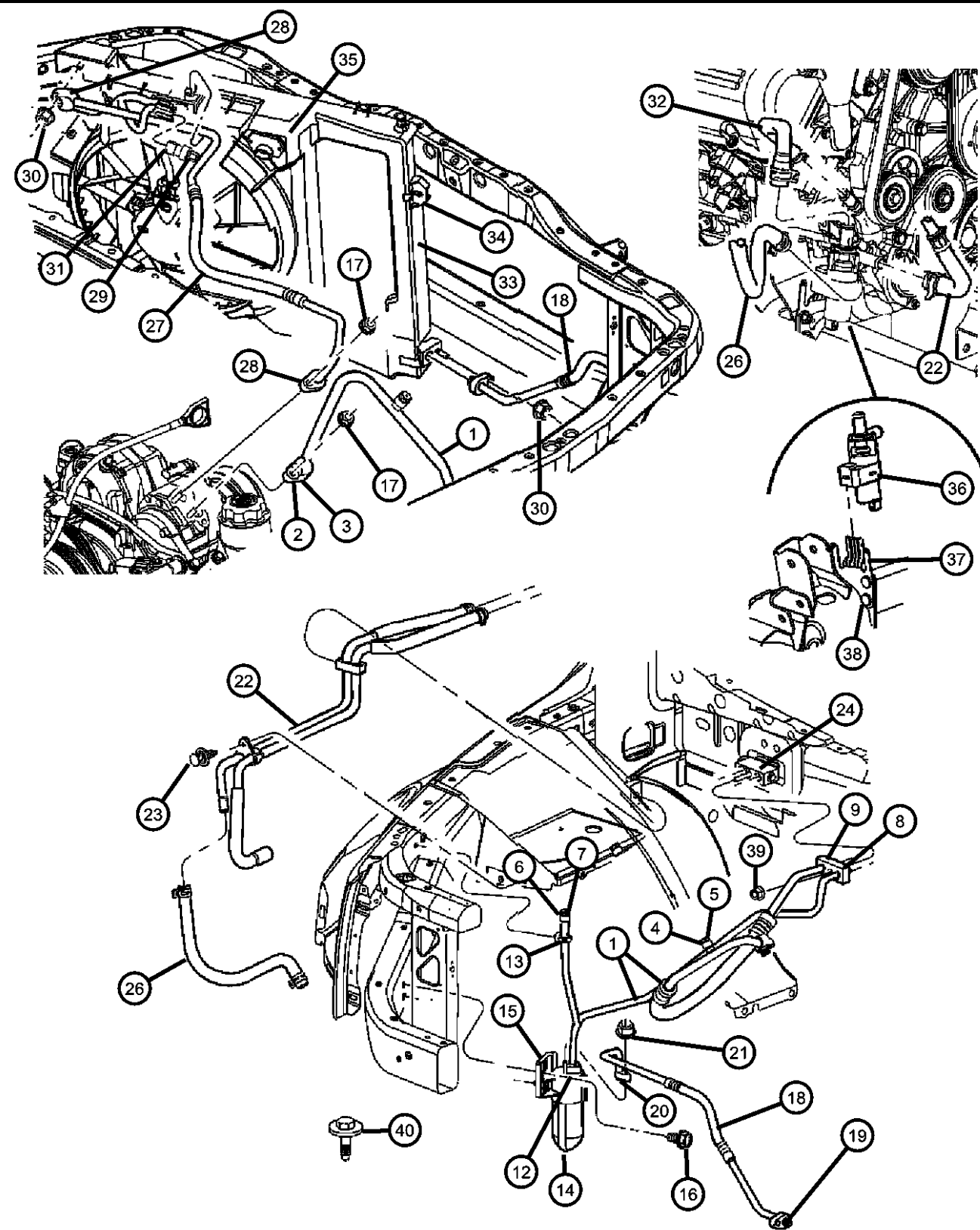


ITEM	PART NUMBER	QTY	LINE	SERIES	BODY	ENGINE	TRANS	TRIM	DESCRIPTION
12	05011590AA	1	1, 5		74	EV0			O RING, A/C Line
		1	1, 5		74	EZ0			Liquid Line to Drier
13	05135938AA	1	1, 5		74	EV0			CLIP, A/C Quick Disconnect
		1	1, 5		74	EZ0			Liquid Line to Drier
14	05135919AA	1	1, 5		74	EZ0			DRIER, Air Conditioning Filter
		1	1, 5		74	EV0			
15	05135920AA	1	1, 5		74	EZ0			BRACKET, A/C Filter Drier
		1	1, 5		74	EV0			
16	06102141AA	1							SCREW, M6x1x25Drier Bracket
17	06101445	2	1, 5		74				NUT AND WASHER, Hex
18	55056434AB	1	1, 5		74				Nut-Coned Washer, M8 x 1.25
19	05066497AA	2	1, 5		74				LINE, A/C Liquid
20	05161761AA	1	5, 1		74				GASKET & O RING KIT, A/C Line,
21	06101445	2	1, 5		74				Liquid Line to Condenser
									GASKET & O RING KIT, A/C Line,
									Liquid Line to Drier
									NUT AND WASHER, Hex
									Nut-Coned Washer, M8 x 1.25,
									Liquid Lines to Drier
22	55056987AA	1	1, 5		74	EV0, EZ0			HOSE AND TUBE, Heater Supply
23	34202672	1	1, 5		74				And Return, With [HBB]
24	68027237AA	1	1, 5		74				RIVET, .197 Grip-.187-.375
-25	05161806AA	3	1, 5		74				VALVE, A/C Expansion
	05161807AA	1	1, 5		74				O RING, A/C Line
26	55056188AD	1	1, 5		74	EZ0			HOSE AND TUBE, Heater Supply
	55056189AD	1	1, 5		74	EV0			And Return
27	55056256AD	1	1, 5		74	EZ0			LINE, A/C Discharge
	55056257AC	1	1, 5		74	EV0			
28									GASKET & O RING KIT, A/C Line

ASPEN (HG)									
SERIES	LINE			BODY		ENGINE		TRANSMISSION	
P = PREMIUM	1 = Lt. Duty DODGE 2WD 5 = Lt. Duty DODGE 4WD			74 = SPORT UTILITY 4-DR TYPE #4		EVA = 4.7L V8 MPI Engine EVD = 4.7L V8 FFV Engine EZB = 5.7L Hemi Multi Displacement Engine		DGQ = 5-Spd Automatic 545RFE Transmission	

AR = use ase required - = Non illustrated part

Plumbing, Front Hevac
Figure 24-210

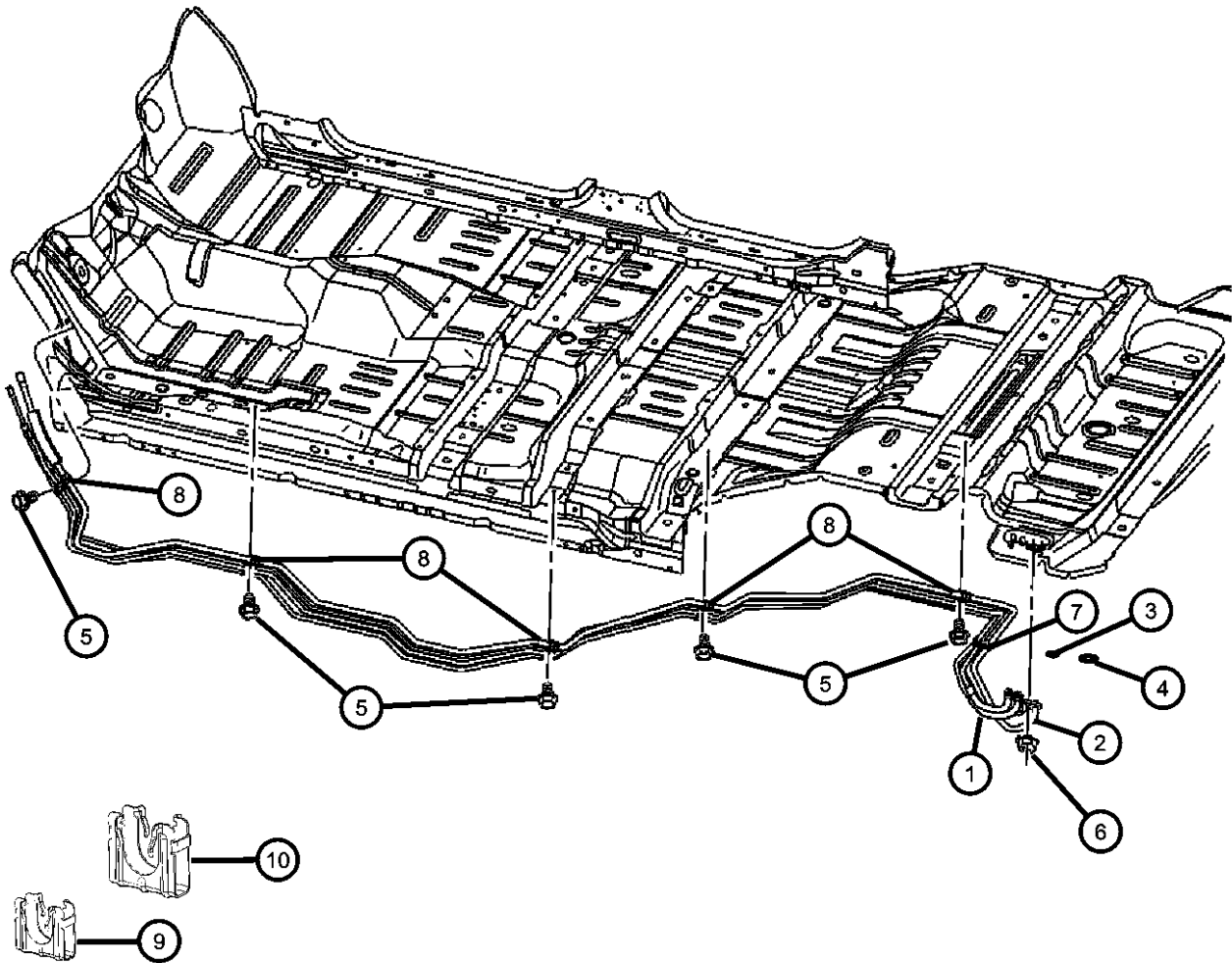


ITEM	PART NUMBER	QTY	LINE	SERIES	BODY	ENGINE	TRANS	TRIM	DESCRIPTION
29	05066497AA	2	1, 5		74	EVO			VALVE, Charging
		2	1, 5		74	EZO			
	05264638	1	1, 5		74	EZO			
		1	1, 5		74	EVO			
30	06101445	2	1, 5		74				NUT AND WASHER, Hex Nut-Coned Washer, M8 x 1.25
31									VALVE, A/C pressure Transducer
32	05174039AB	1	1, 5		74	EVO			HOSE, Heater Supply, From Water Pump
		1	1, 5		74	EZO			
33	55056993AA	1	1, 5		74	EVO			CONDENSER, Air Conditioning
	55056995AA	1	1, 5		74	EZO			
34	55056165AA	1	1, 5		74				BRACKET, Condenser to Shroud
35	05134373AA	2	1, 5		74				SHROUD, Condenser
36	52029175AF	1	1, 5		74				PUMP, Water, Auxiliary
37	53021380AL	1	1, 5		74	EZO			BRACKET, Auxiliary Coolant Pump
	53022189AB	1				EVO			
38	55056200AB	1	1, 5		74				SCREW, Tapping
39	06503486	2	1, 5		74				NUT AND WASHER, Hex Nut-Coned Washer, M8 x 1.25
40	06101445	2	1, 5		74				SCREW AND WASHER, Hex Head
	06507522AA	1	1, 5		74				

ASPEN (HG)				
SERIES	LINE	BODY	ENGINE	TRANSMISSION
P = PREMIUM	1 = Lt. Duty DODGE 2WD 5 = Lt. Duty DODGE 4WD	74 = SPORT UTILITY 4-DR TYPE #4	EVA = 4.7L V8 MPI Engine EVD = 4.7L V8 FFV Engine EZB = 5.7L Hemi Multi Displacement Engine	DGQ = 5-Spd Automatic 545RFE Transmission

Plumbing, Rear Hevac
Figure 24-220

ITEM	PART NUMBER	QTY	LINE	SERIES	BODY	ENGINE	TRANS	TRIM	DESCRIPTION
1	05135990AA	1	1, 5		74				TUBE, HeaterSupply
2									TUBE, Air Conditioning
	05135994AA	1	1, 5		74				Suction
	05135992AA	1	1, 5		74				Liquid
3	05136091AA	1	1, 5		74				O RING, A/C Line 3/8, Liquid 3/8
4	05072461AB	1	1, 5		74				O RING, A/C Line, Suction 5/8
5	06102152AA	5	1, 5		74				SCREW, Tapping Hex Flange Head, M6.3x1.81x20.00
6	06502691	1	1, 5		74				NUT, Hex Flange Lock, M6x1
7	05019412AA	1	5, 1		74				BRACKET, A/C & Heater Lines
8	05019415AA	1	1, 5		74				BRACKET, A/C & Heater Lines
9	04596151	1	1, 5		74				CLIP, A/C Quick Disconnect, Liquid
10	04596153	1	1, 5		74				CLIP, A/C Quick Disconnect, Suction




ASPEN (HG)				
SERIES	LINE	BODY	ENGINE	TRANSMISSION
P = PREMIUM	1 = Lt. Duty DODGE 2WD 5 = Lt. Duty DODGE 4WD	74 = SPORT UTILITY 4-DR TYPE #4	EVA = 4.7L V8 MPI Engine EVD = 4.7L V8 FFV Engine EZB = 5.7L Hemi Multi Displacement Engine	DGQ = 5-Spd Automatic 545RFE Transmission

Hevac, Controls, Front
Figure 24-310

ITEM	PART NUMBER	QTY	LINE	SERIES	BODY	ENGINE	TRANS	TRIM	DESCRIPTION
------	----------------	-----	------	--------	------	--------	-------	------	-------------

Sales Codes:
[HAA] = Air Conditioning
[HAF] = Dual Zone Air Conditioning with Auto Temperature Control

1	55057280AC	1	1, 5		74				CONTROL, A/C and Heater - Aux
2	55056675AB	1	1, 5		74				CONTROL, A/C And Heater

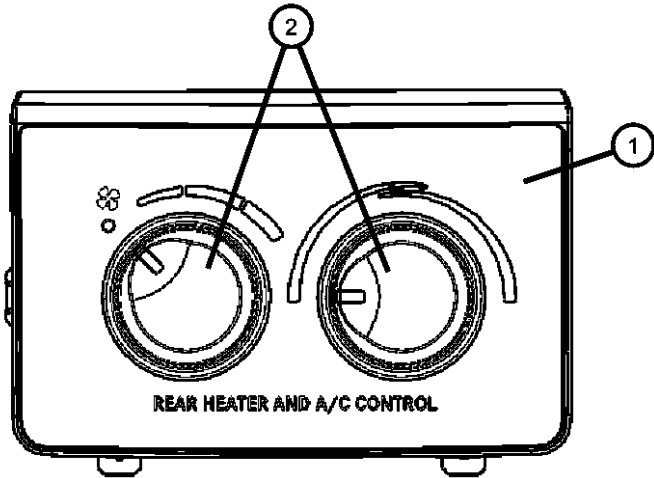


ASPEN (HG)									
SERIES	LINE				BODY	ENGINE			TRANSMISSION
P = PREMIUM	1 = Lt. Duty DODGE 2WD 5 = Lt. Duty DODGE 4WD				74 = SPORT UTILITY 4-DR TYPE #4	EVA = 4.7L V8 MPI Engine EVD = 4.7L V8 FFV Engine EZB = 5.7L Hemi Multi Displacement Engine			DGQ = 5-Spd Automatic 545RFE Transmission

AR = use ase required - = Non illustrated part

Hevac, Controls, Rear
 Figure 24-320

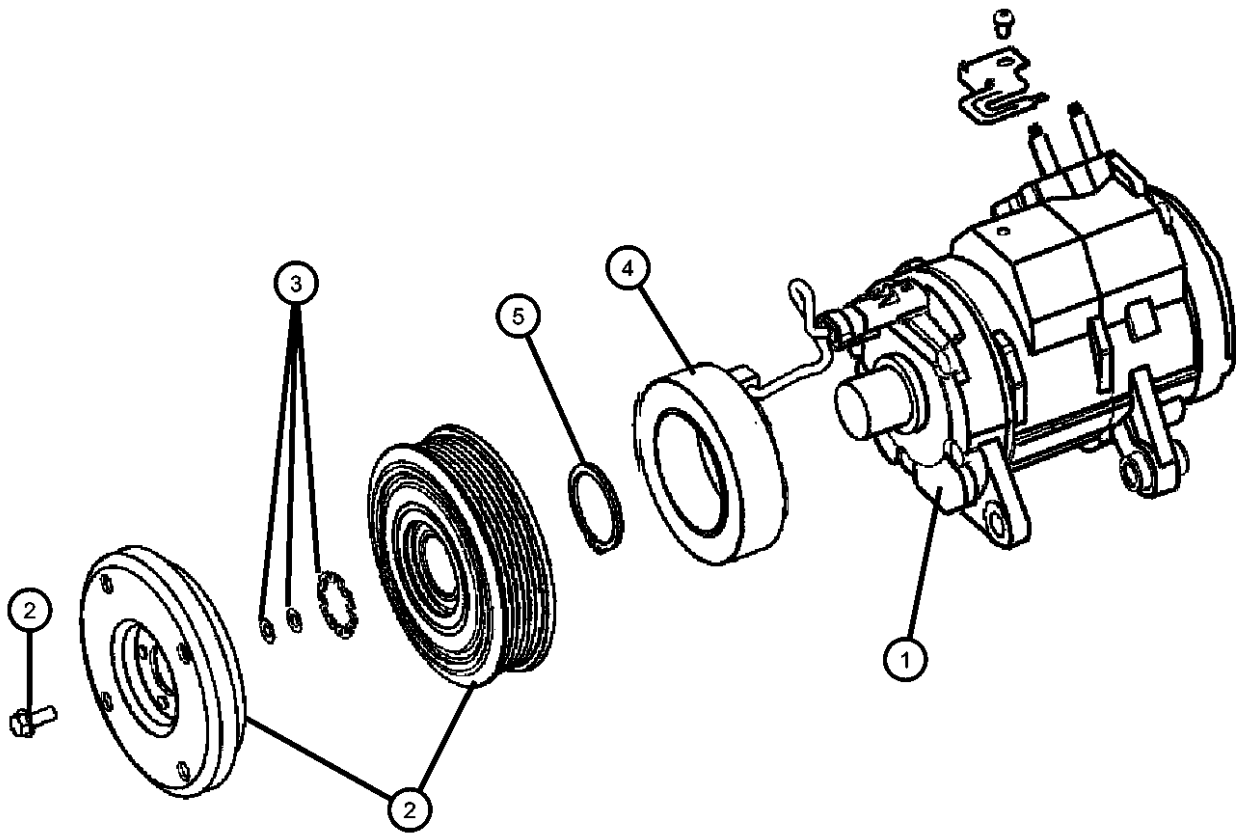
ITEM	PART NUMBER	QTY	LINE	SERIES	BODY	ENGINE	TRANS	TRIM	DESCRIPTION
1	05127844AA	1	1, 5		74				CONTROL, A/C and Heater - Aux
2	05133149AA	1	1, 5		74				KNOB, A/C And Heater Control - Rotary
-3	05019519AA	1	1, 5		74				BULB, Heater and A/C Control



ASPEN (HG) SERIES P = PREMIUM	LINE 1 = Lt. Duty DODGE 2WD 5 = Lt. Duty DODGE 4WD	BODY 74 = SPORT UTILITY 4-DR TYPE #4	ENGINE EVA = 4.7L V8 MPI Engine EVD = 4.7L V8 FFV Engine EZB = 5.7L Hemi Multi Displacement Engine	TRANSMISSION DGQ = 5-Spd Automatic 545RFE Transmission
--	--	--	--	--

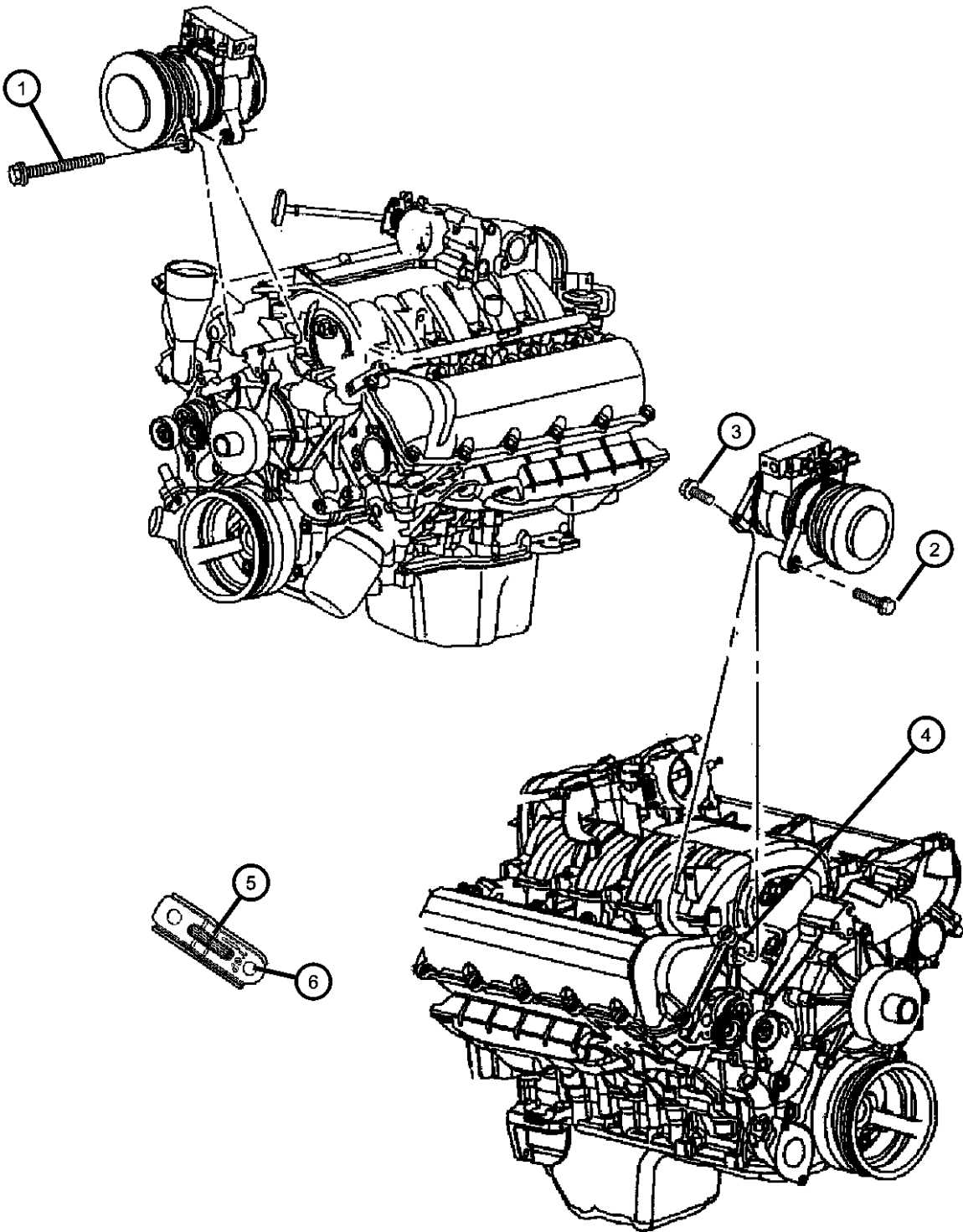
Compressor, Air Conditioning
Figure 24-410

ITEM	PART NUMBER	QTY	LINE	SERIES	BODY	ENGINE	TRANS	TRIM	DESCRIPTION
1									COMPRESSOR, Air Conditioning
	55056157AC	1	1, 5		74	EZ0			
	55056288AC	1	1, 5		74	EV0			
2									PULLEY HUB KIT, A/C Compressor
	05135971AA	1	1, 5		74	EZ0			
	05135993AA	1	1, 5		74	EV0			
3									CLUTCH OVERHAUL KIT, A/C Compressor
	05135972AA	1	1, 5		74	EZ0			
		1	1, 5		74	EV0			
4									COIL, Air Conditioning Clutch
	05003681AA	1	1, 5		74	EZ0			
		1	1, 5		74	EV0			
5									SNAP RING KIT, A/C Clutch
	05264454	1	1, 5		74	EZ0			
		1	1, 5		74	EV0			



ASPEN (HG)				
SERIES	LINE	BODY	ENGINE	TRANSMISSION
P = PREMIUM	1 = Lt. Duty DODGE 2WD 5 = Lt. Duty DODGE 4WD	74 = SPORT UTILITY 4-DR TYPE #4	EVA = 4.7L V8 MPI Engine EVD = 4.7L V8 FFV Engine EZB = 5.7L Hemi Multi Displacement Engine	DGQ = 5-Spd Automatic 545RFE Transmission

Mounting, Compressor 4.7L Engine
Figure 24-510



ITEM	PART NUMBER	QTY	LINE	SERIES	BODY	ENGINE	TRANS	TRIM	DESCRIPTION
------	-------------	-----	------	--------	------	--------	-------	------	-------------

Sales Codes:
[EV0] = All 4.7L Engines

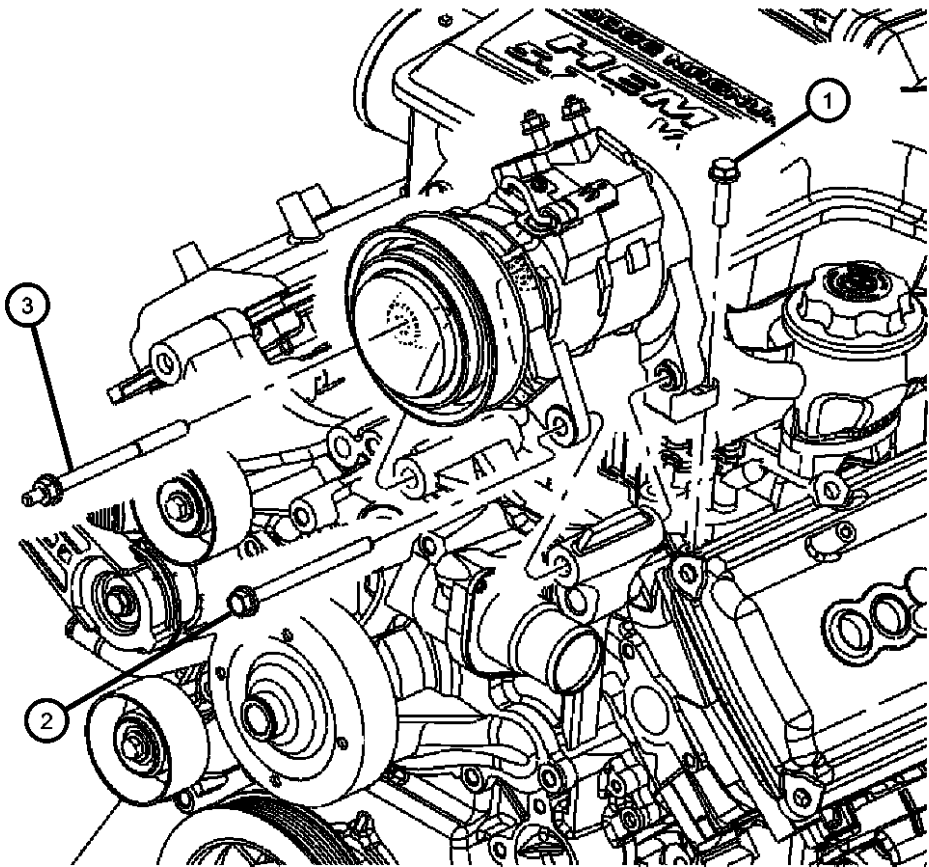
1	06506688AA	1	1, 5		74	EV0			SCREW AND WASHER, Hex
2	06505487AA	1	1, 5		74	EV0			SCREW AND WASHER, M10x1.5x45
3	06505482AA	1	1, 5		74	EV0			SCREW AND WASHER, Hex Head, M8x1.25x50
4	06507856AA	1	1, 5		74	EVA, EVD			SCREW AND WASHER, [M24x2.0x40.0]
5	53031709AA	1	1, 5		74	EV0			BRACE, A/C Compressor
6	06101794	2	1, 5		74	EV0			SCREW, Hex Head, M10x1.5x115, Brace to Front Cover

ASPEN (HG)									
SERIES	LINE								TRANSMISSION
P = PREMIUM	1 = Lt. Duty DODGE 2WD 5 = Lt. Duty DODGE 4WD				74 = SPORT UTILITY 4-DR TYPE #4	EVA = 4.7L V8 MPI Engine EVD = 4.7L V8 FFV Engine EZB = 5.7L Hemi Multi Displacement Engine			DGQ = 5-Spd Automatic 545RFE Transmission

AR = use ase required - = Non illustrated part

Mounting, Compressor 5.7L Engine
Figure 24-520

ITEM	PART NUMBER	QTY	LINE	SERIES	BODY	ENGINE	TRANS	TRIM	DESCRIPTION
Sales Code: [EZ0] = All 5.7L Engines									
1	06101794	2							SCREW AND WASHER, Hex Head, M8x1.25x35, (NOT SERVICED)
2	06506688AA	1	1, 5		74	EZ0			SCREW AND WASHER, Hex
3	06506723AA	1	1, 5		74	EZ0			STUD, Double Ended

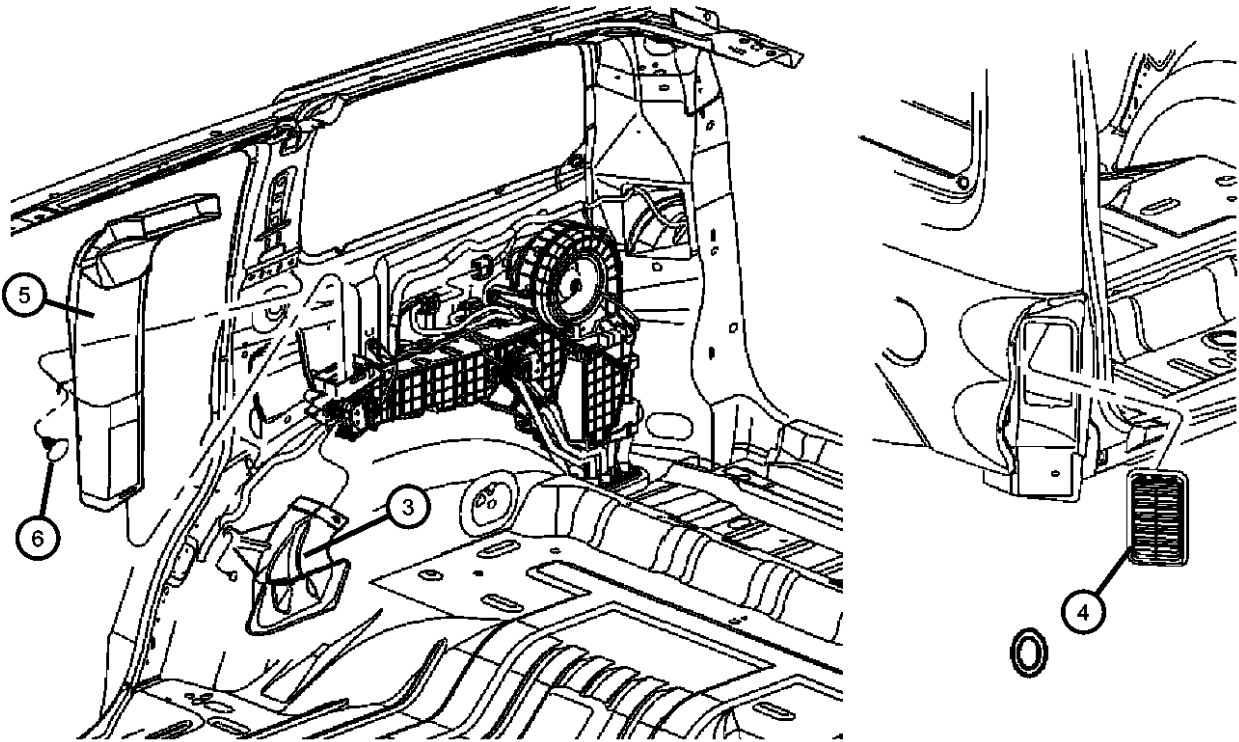
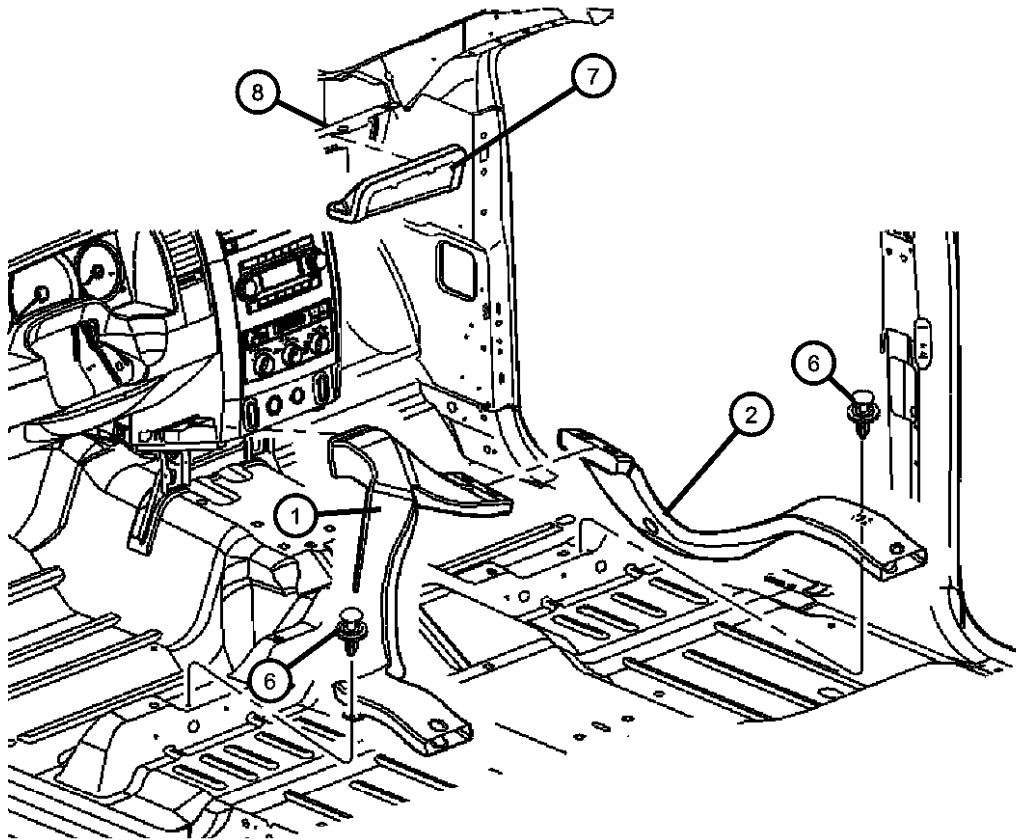


ASPEN (HG)				
SERIES	LINE	BODY	ENGINE	TRANSMISSION
P = PREMIUM	1 = Lt. Duty DODGE 2WD 5 = Lt. Duty DODGE 4WD	74 = SPORT UTILITY 4-DR TYPE #4	EVA = 4.7L V8 MPI Engine EVD = 4.7L V8 FFV Engine EZB = 5.7L Hemi Multi Displacement Engine	DGQ = 5-Spd Automatic 545RFE Transmission

AR = use ase required - = Non illustrated part

Air Ducts
Figure 24-610

ITEM	PART NUMBER	QTY	LINE	SERIES	BODY	ENGINE	TRANS	TRIM	DESCRIPTION
1	55056177AA	1	1, 5		74				DUCT
2	55056290AB	1	1, 5		74				DUCT
3	55056179AA	1	1, 5		74				DUCT
4	55056245AA	2	1, 5		74				EXHAUSTER, Cab
5	55056176AA	1	1, 5		74				DUCT
6	06505403AA	1	1, 5		74				PIN, Push
7	55056153AC	1	1, 5		74				ADAPTER, A/C And Heater Unit
8	55362513AD	1							DUCT, Fresh Air Inlet



ASPEN (HG)	LINE	BODY	ENGINE	TRANSMISSION
SERIES				
P = PREMIUM	1 = Lt. Duty DODGE 2WD 5 = Lt. Duty DODGE 4WD	74 = SPORT UTILITY 4-DR TYPE #4	EVA = 4.7L V8 MPI Engine EVD = 4.7L V8 FFV Engine EZB = 5.7L Hemi Multi Displacement Engine	DGQ = 5-Spd Automatic 545RFE Transmission

AR = use ase required - = Non illustrated part

Group - 25

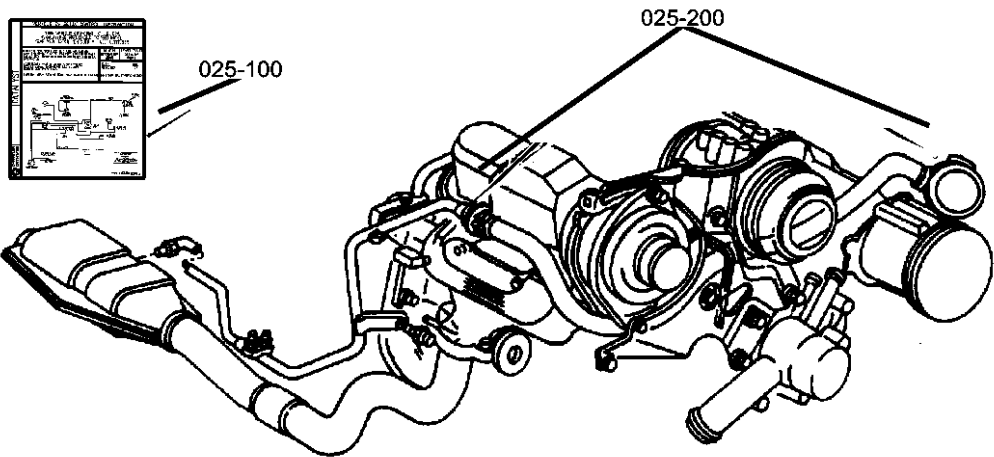
Emission Systems

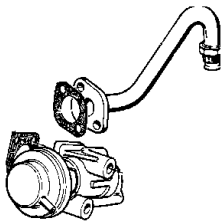
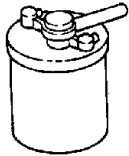
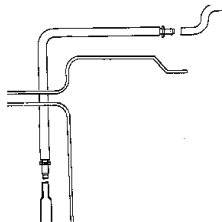
Group - 25 Emission Systems

Illustration Title

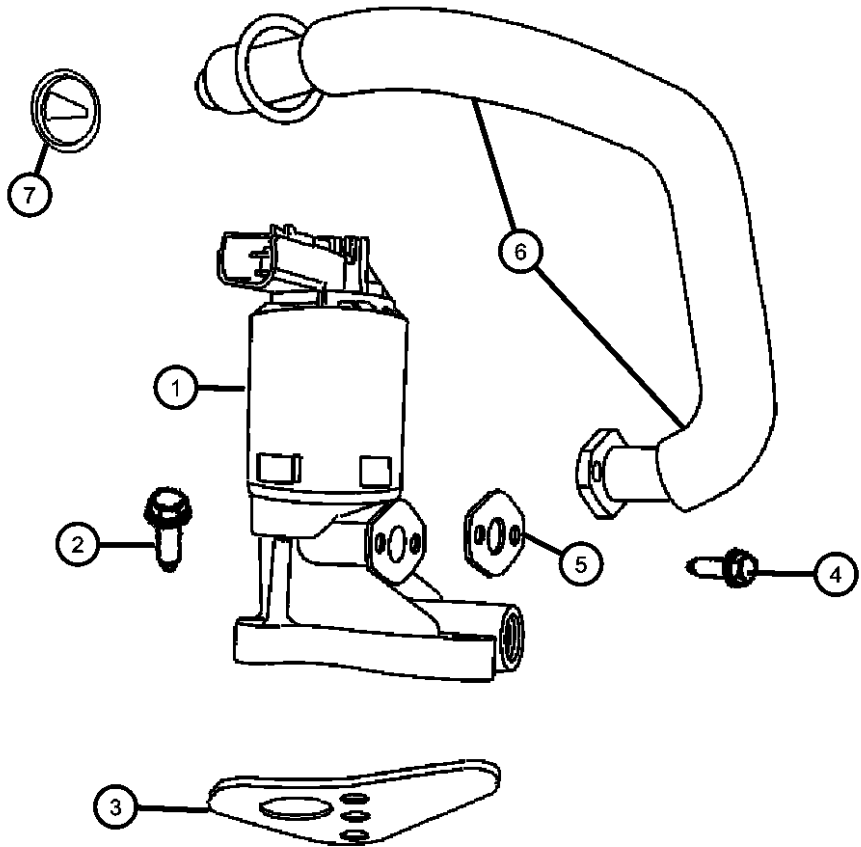
Group-Fig. No.

EGR System EGR System, 4.7L [EVA], 5.7L [EZ0]	Fig. 25 - 210
Vacuum Canister Vacuum Canister and Leak Detection Pump	Fig. 25 - 310
Emission Harness Emission Control Vacuum Harness, 4.7L [EVA] [EVD] 5.7L [EZ0]	Fig. 25 - 410



<div>025-200 EGR System</div> 	<div>025-300 Vacuum Canister</div> 	<div>025-400 Emission Harness</div> 	
---	--	--	--

EGR System, 4.7L [EVA], 5.7L [EZ0]
Figure 25-210



ITEM	PART NUMBER	QTY	LINE	SERIES	BODY	ENGINE	TRANS	TRIM	DESCRIPTION
------	-------------	-----	------	--------	------	--------	-------	------	-------------

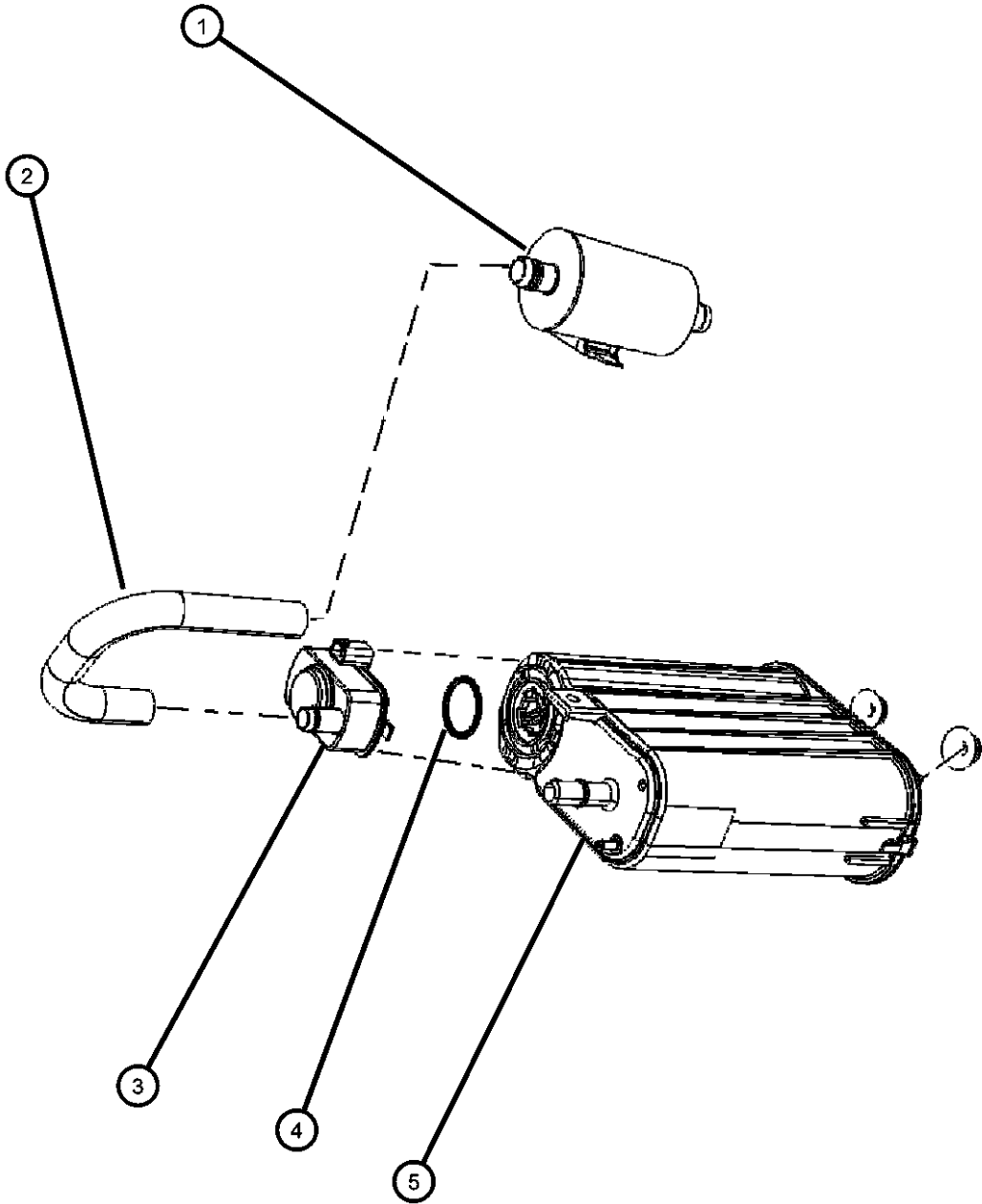
Note; Sales Codes;
[EZ0] = All 5.7L 8 Cylinder Gas Engines
[EV0] = All 4.7L Gas Engines

1									VALVE, EGR
	53032509AJ	1				EZ0			
	53034058AA	1				EVA, EVD			
2	06504793AA	2	1, 5		74	EZ0			SCREW, Hex Flange Head, M8x1.25x28.00
3	53032212AA	1	1, 5		74	EZ0			GASKET, EGR Valve
4									SCREW, Hex Flange Head
	06508380AA	2	1, 5		74	EVA, EVD			
		2	1, 5		74	EZ0			
5									GASKET, EGR Tube Flange
	05277928	1	1, 5		74	EVD, EVA			
		1	1, 5		74	EZ0			
6									TUBE, EGR
	53032511AG	1	1, 5		74	EZ0			
	53032778AC	1	1, 5		74	EVA, EVD			
7									SEAL, EGR Tube
	04591250	1	1, 5		74	EVA, EVD			
		1	1, 5		74	EZ0			

ASPEN (HG)								
SERIES	LINE							
P = PREMIUM	1 = Lt. Duty DODGE 2WD 5 = Lt. Duty DODGE 4WD				74 = SPORT UTILITY 4-DR TYPE #4	EVA = 4.7L V8 MPI Engine EVD = 4.7L V8 FFV Engine EZB = 5.7L Hemi Multi Displacement Engine	DGQ = 5-Spd Automatic 545RFE Transmission	

AR = use ase required - = Non illustrated part

Vacuum Canister and Leak Detection Pump
Figure 25-310



ITEM	PART NUMBER	QTY	LINE	SERIES	BODY	ENGINE	TRANS	TRIM	DESCRIPTION
1	04891564AB	1							FILTER, Leak Detection Pump Base
2	04891564AB	1							HOSE, NVLD to Filter, Service with Item # 6, (NOT SERVICED)
3	04891564AB	1							DETECTOR, Evaporative System Integrity Module, Service with Canister Item# 5, (NOT SERVICED)
4	52129436AA	1	1, 5		74	EVD			SEAL, Vapor canister, Seal
		1	1, 5		74	EVA, EZ0			
5	52113549AD	1	1, 5		74	EVD			CANISTER, Vapor
-6	52855832AA	1							HOSE, HOSE-VACUUM, Service with Filler Tube Group # 14
-7	52855832AA	1							CLAMP, Service with Hoses, (NOT SERVICED)

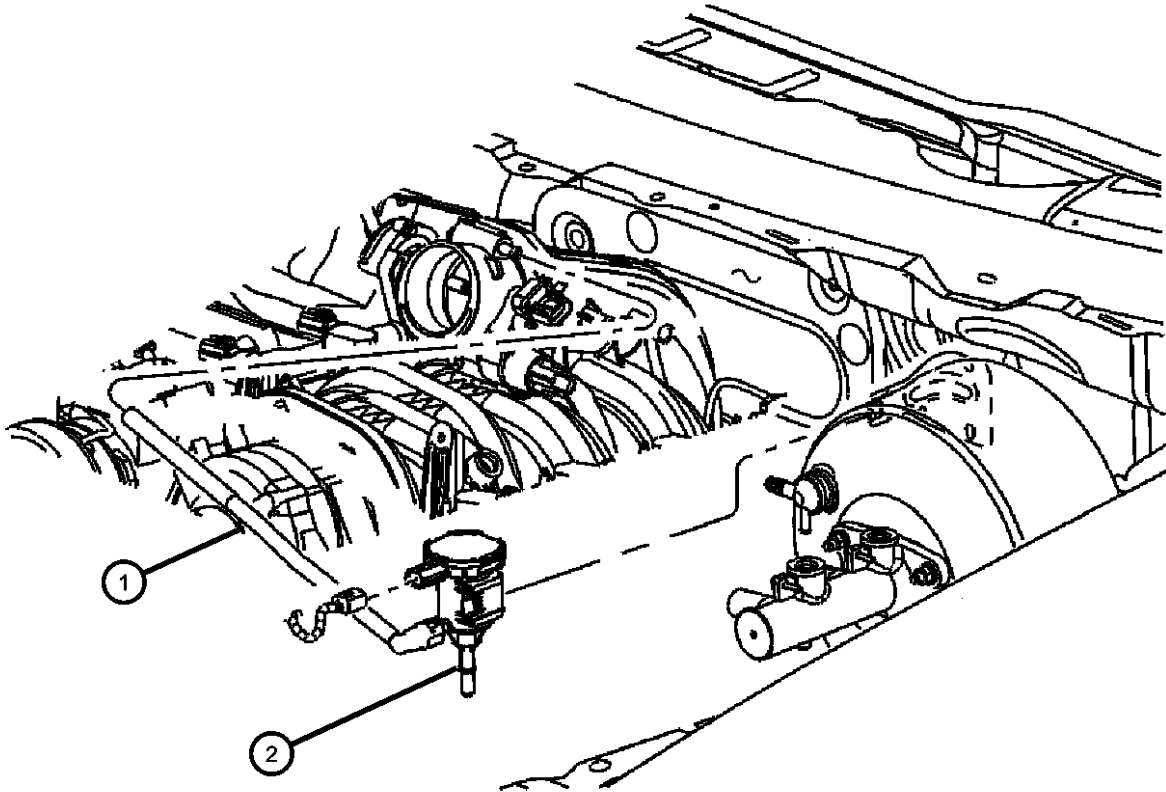
ASPEN (HG)	LINE	BODY	ENGINE	TRANSMISSION
SERIES				
P = PREMIUM	1 = Lt. Duty DODGE 2WD 5 = Lt. Duty DODGE 4WD	74 = SPORT UTILITY 4-DR TYPE #4	EVA = 4.7L V8 MPI Engine EVD = 4.7L V8 FFV Engine EZB = 5.7L Hemi Multi Displacement Engine	DGQ = 5-Spd Automatic 545RFE Transmission

Emission Control Vacuum Harness, 4.7L [EVA] [EVD] 5.7L [EZ0]
Figure 25-410

ITEM	PART NUMBER	QTY	LINE	SERIES	BODY	ENGINE	TRANS	TRIM	DESCRIPTION
------	----------------	-----	------	--------	------	--------	-------	------	-------------

Note; Sales Codes;
[EV0] = All 4.7L Gas Engines
[EZ0] = All 5.7L 8 Cylinder Gas Engines

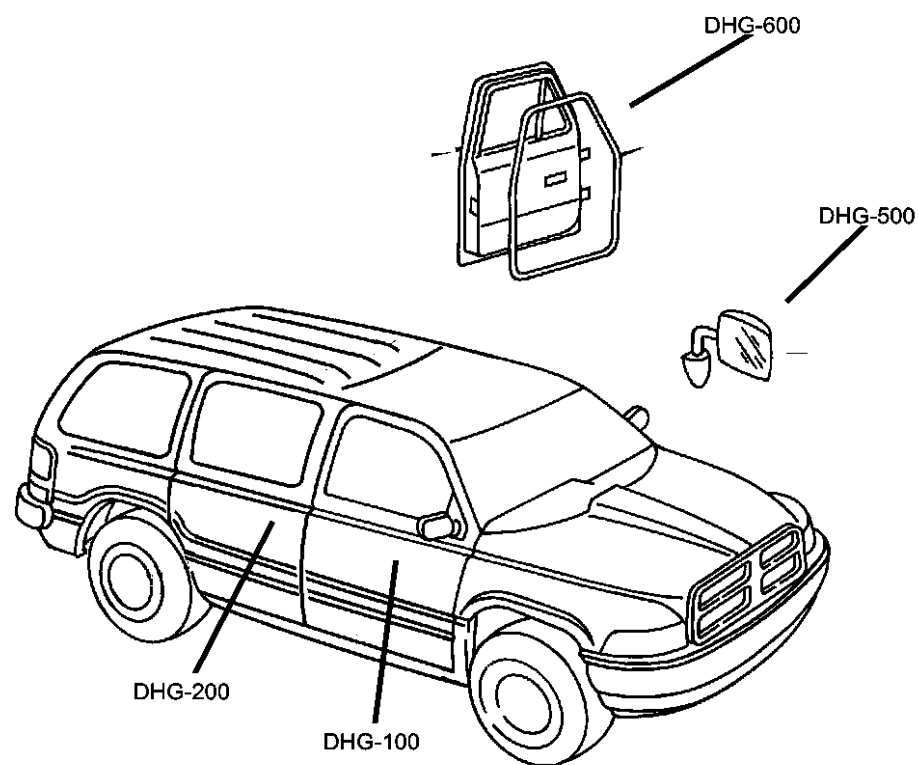
1	52855787AA	1	1, 5		74				HOSE, Emission Vacuum
2	04891739AA	1	1, 5		74				SOLENOID, Proportional Purge



ASPEN (HG)	LINE	BODY	ENGINE	TRANSMISSION
SERIES				
P = PREMIUM	1 = Lt. Duty DODGE 2WD 5 = Lt. Duty DODGE 4WD	74 = SPORT UTILITY 4-DR TYPE #4	EVA = 4.7L V8 MPI Engine EVD = 4.7L V8 FFV Engine EZB = 5.7L Hemi Multi Displacement Engine	DGQ = 5-Spd Automatic 545RFE Transmission

Group - DHG

Doors and Related Parts

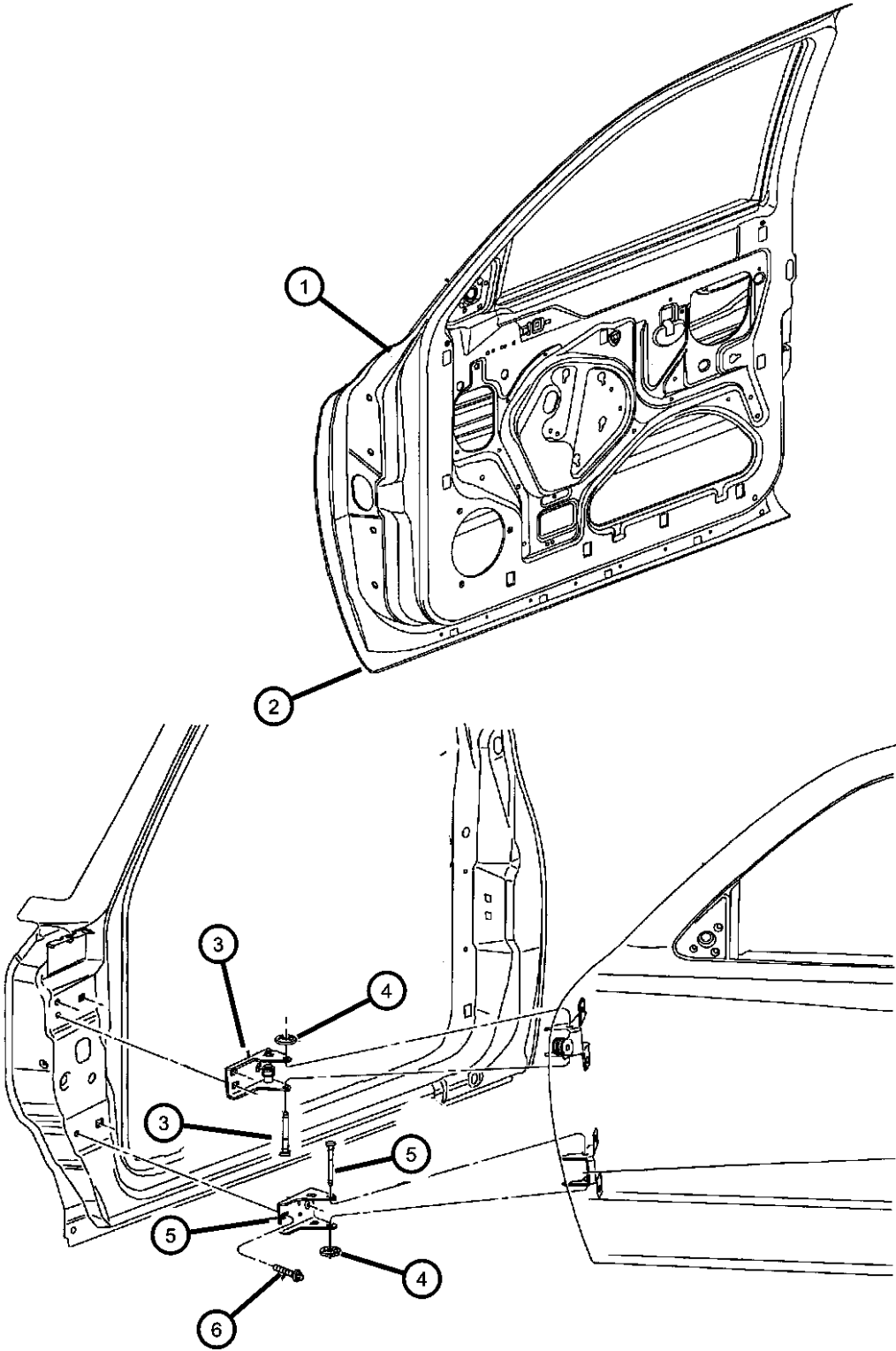


Group - DHG Doors and Related Parts

Illustration Title	Group-Fig. No.
Front Door	
Door, Front Sheel and Hinges.....	Fig. DHG - 110
Door, Front Glass and Regulator.....	Fig. DHG - 120
Door, Front Lock and Controls	Fig. DHG - 130
Rear Door	
Door, Rear Shell and Hinges	Fig. DHG - 210
Door, Rear Glass and Regulator	Fig. DHG - 220
Door, Rear Lock and Controls.....	Fig. DHG - 230
Exterior Mirror	
Mirrors, Exterior	Fig. DHG - 510
Weatherstrips and Seals	
Door, Front Weatherstrips and Seals	Fig. DHG - 610
Door, Rear Weatherstrips and Seals	Fig. DHG - 620

DHG-100 Front Door	DHG-200 Rear Door	DHG-500 Exterior Mirror	DHG-600 Weatherstrips and Seals

Door, Front Steel and Hinges
Figure DHG-110



ITEM	PART NUMBER	QTY	LINE	SERIES	BODY	ENGINE	TRANS	TRIM	DESCRIPTION
1									DOOR, Front
	55364648AB	1	1, 5		74				Right
	55364649AB	1	1, 5		74				Left
2									PANEL, Front Door Outer
	55364658AB	1	1, 5		74				Right
	55364659AB	1	1, 5		74				Left
3									HINGE, Front Door Upper
	55256914AG	1							Right
	55256915AG	1							Left
4	83503512	1	5						WASHER, Flat
5									HINGE, Front Door Lower
	55364680AA	1							Right
	55364681AA	1							Left
6	06505269AA	12							SCREW AND WASHER, Head Head Lock, M8-1.25x30.00

ASPEN (HG)							
SERIES	LINE						
P = PREMIUM	1 = Lt. Duty DODGE 2WD 5 = Lt. Duty DODGE 4WD			BODY 74 = SPORT UTILITY 4-DR TYPE #4	ENGINE EVA = 4.7L V8 MPI Engine EVD = 4.7L V8 FFV Engine EZB = 5.7L Hemi Multi Displacement Engine	TRANSMISSION DGQ = 5-Spd Automatic 545RFE Transmission	

AR = use ase required - = Non illustrated part

Door, Front Glass and Regulator
Figure DHG-120

ITEM	PART NUMBER	QTY	LINE	SERIES	BODY	ENGINE	TRANS	TRIM	DESCRIPTION
1	55362086AD	1	1, 5		74				CHANNEL, Door Glass Right
	55362087AD	1	1, 5		74				Left
2	55362962AD	1	1, 5		74				CHANNEL, Door Glass Right
	55362963AD	1	1, 5		74				Left
3	06032723	2	1, 5		74				SCREW, Self Tapping, M4.2x1.69x19.05
4	06506878AA	2	1, 5		74				NUT, Snap In
5	06506878AA	2							NUT AND WASHER, Hex Nut-Coned Washer, M6 x 1.00, (NOT SERVICED)
6	06504055	6	1, 5		74				SCREW, Hex Head, M6x1x16
7	55362082AD	1	1, 5		74				GLASS, Front Door Laminated [GAR], Right
	DD10612GTY								Collision Replacement Glass
	55362083AD	1	1, 5		74				Laminated [GAR], Left
	DD10613GTY								Collision Replacement Glass
	55364646AA	1	1, 5		74				Right
	DD11027GTY								Collision Replacement Glass
	55364647AA	1	1, 5		74				Left
	DD11028GTY								Collision Replacement Glass
8	55277228AB	1	1, 5		74				REGULATOR, Front Door Window Right
	55277229AB	1	1, 5		74				Left
9	55277229AB	1							HANDLE, Inside Release, Serviced in Door Panel Without Limited, (NOT SERVICED)
10	55362140AE	1							SHIELD, Door Right
	55362141AE	1							Left

ASPEN (HG)

SERIES

P = PREMIUM

LINE

1 = Lt. Duty DODGE 2WD

5 = Lt. Duty DODGE 4WD

BODY

74 = SPORT UTILITY 4-DR
TYPE #4

ENGINE

EVA = 4.7L V8 MPI Engine
EVD = 4.7L V8 FFV Engine
EZB = 5.7L Hemi Multi
Displacement Engine

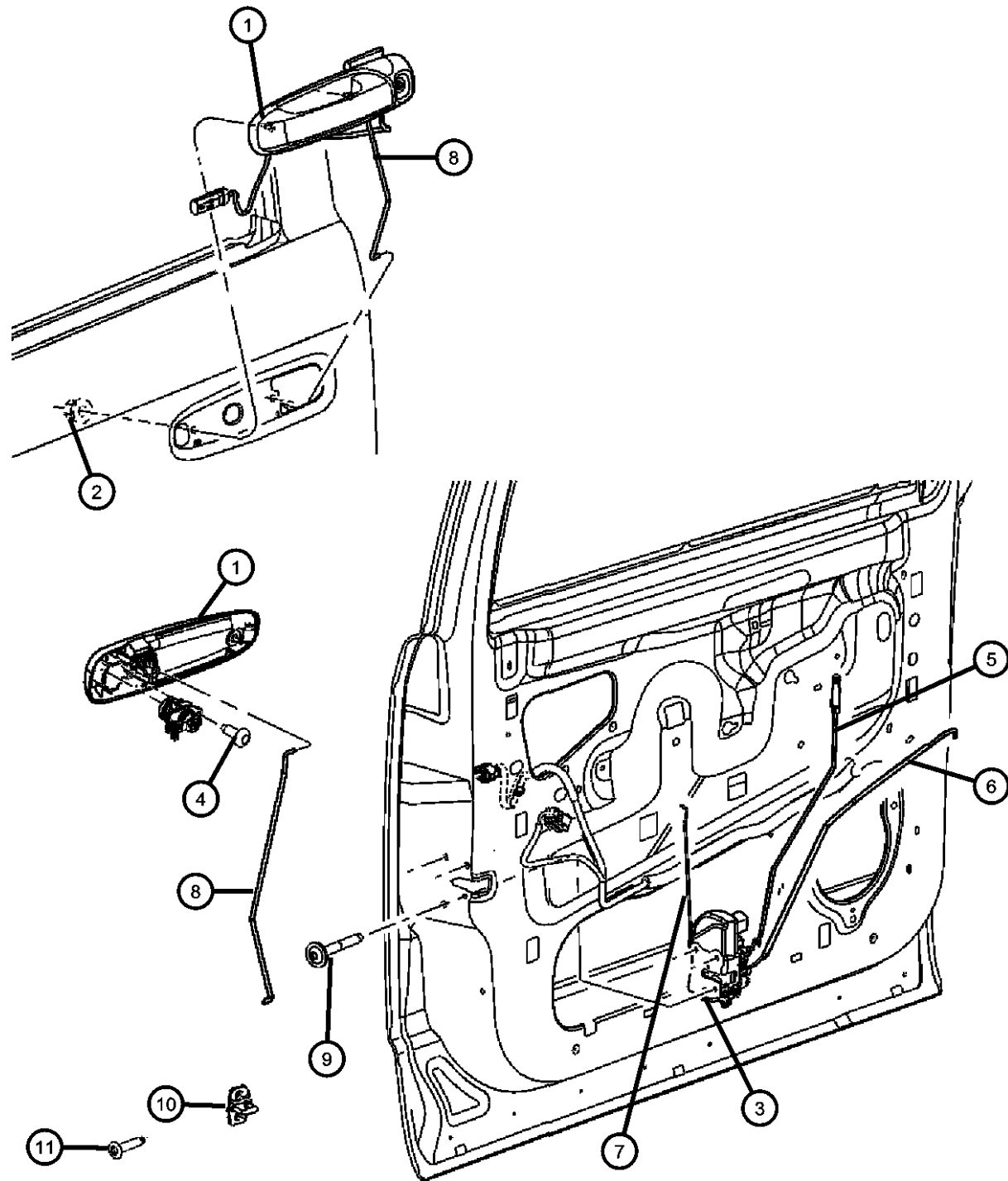
TRANSMISSION

DGQ = 5-Spd Automatic 545RFE
Transmission

AR = use ase required - = Non illustrated part

2007 HG

Door, Front Lock and Controls
Figure DHG-130



ITEM	PART NUMBER	QTY	LINE	SERIES	BODY	ENGINE	TRANS	TRIM	DESCRIPTION
1									HANDLE, Front Door Exterior
	1EH581B6AA	1	1, 5		74				[B6], Right
	1EH581BMAA	1	1, 5		74				[BM], Right
	1EH581DMAA	1	1, 5		74				[DM], Right
	1EH581JCAA	1	1, 5		74				[JC], Right
	1EH581S2AA	1	1, 5		74				[S2], Right
	1EH581VJAA	1	1, 5		74				[VJ], Right
	1EH581WGAA	1	1, 5		74				[WG], Right
	1EH581XRAA	1	1, 5		74				[XR], Right
	1EH591B6AA	1	1, 5		74				[B6], Left
	1EH591BMAA	1	1, 5		74				[BM], Left
	1EH591DMAA	1	1, 5		74				[DM], Left
	1EH591JCAA	1	1, 5		74				[JC], Left
	1EH591S2AA	1	1, 5		74				[S2], Left
	1EH591VJAA	1	1, 5		74				[VJ], Left
	1EH591WGAA	1	1, 5		74				[WG], Left
	1EH591XRAA	1	1, 5		74				[XR], Left
2	06102398AA	4	1, 5		74				NUT, Hex
3									LATCH, Front Door
	55364142AC	1	1, 5		74				Right
	55364143AC	1	1, 5		74				Left
4	06035412	1	1, 5		74				SCREW
5									KNOB AND LINK, Front Door
	55364750AA	1	1, 5		74				Right
	55364751AA	1	1, 5		74				Left
6									LINK, Door Latch
	55362110AB	1	1, 5		74				Right
	55362111AB	1	5, 1		74				Left
7	55362115AA	1	1, 5		74				LINK, Door Latch
8									LINK, Door Latch
	55362116AA	1	1, 5		74				Right
	55362117AA	1	1, 5		74				Left
9	06507121AA	6	1, 5		74				SCREW
10	04780607AA	2	1, 5		74				STRIKER, Door
11	06506749AA	4	1, 5		74				SCREW, 6 Lobed

ASPEN (HG)

SERIES

P = PREMIUM

LINE

1 = Lt. Duty DODGE 2WD
5 = Lt. Duty DODGE 4WD

BODY

74 = SPORT UTILITY 4-DR
TYPE #4

ENGINE

EVA = 4.7L V8 MPI Engine
EVD = 4.7L V8 FFV Engine
EZB = 5.7L Hemi Multi
Displacement Engine

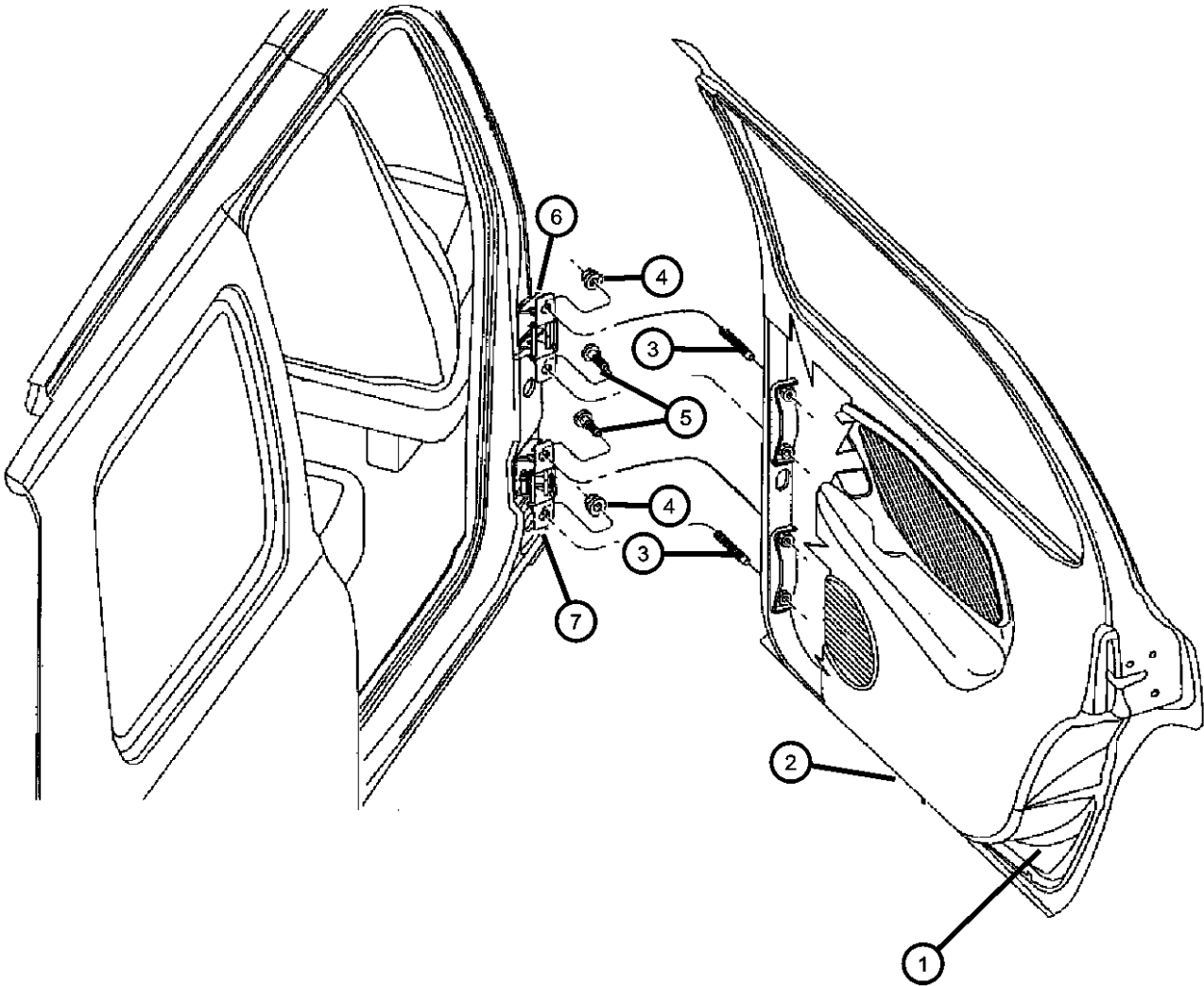
TRANSMISSION

DGQ = 5-Spd Automatic 545RFE
Transmission

AR = use ase required - = Non illustrated part

2007 HG

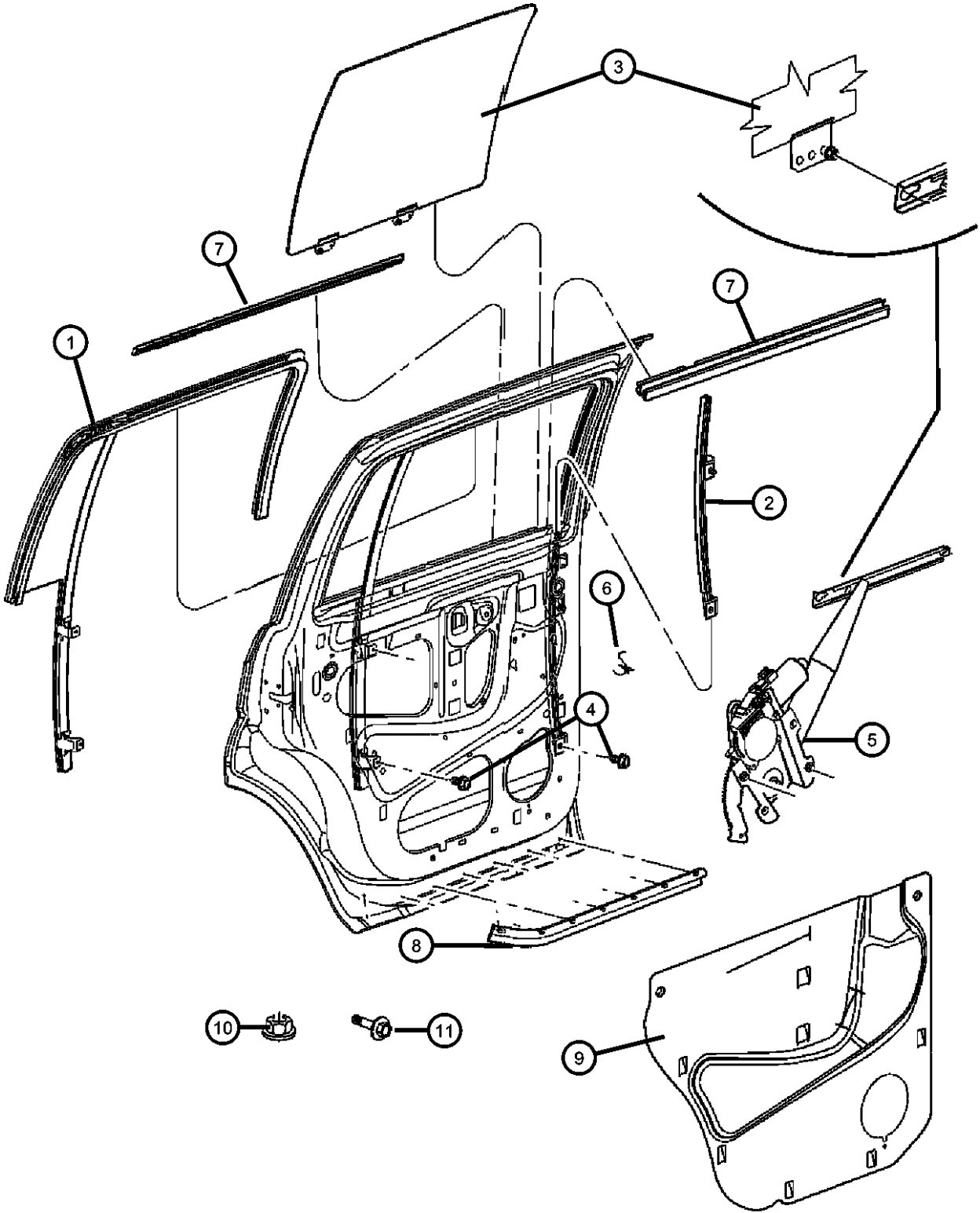
Door, Rear Shell and Hinges
Figure DHG-210



ITEM	PART NUMBER	QTY	LINE	SERIES	BODY	ENGINE	TRANS	TRIM	DESCRIPTION
1	55364554AB	1	1, 5		74				DOOR, Rear Right
	55364555AB	1	1, 5		74				Left
2	55364556AB	1	1, 5		74				PANEL, Rear Door Outer Right
	55364557AB	1	1, 5		74				Left
3	55364557AB	1							STUD, M8-1.25x46, (NOT SERVICED)
4	06508362AA	4	1, 5		74				NUT, Flange
5	06505269AA	12							SCREW AND WASHER, Head Head Lock, M8-1.25x30.00
6	55364682AA	1							HINGE, Rear Door, Upper Right
	55364683AA	1							Left
7	55364684AA	1							HINGE, Rear Door Lower Right
	55364685AA	1							Left

ASPEN (HG)				
SERIES	LINE	BODY	ENGINE	TRANSMISSION
P = PREMIUM	1 = Lt. Duty DODGE 2WD 5 = Lt. Duty DODGE 4WD	74 = SPORT UTILITY 4-DR TYPE #4	EVA = 4.7L V8 MPI Engine EVD = 4.7L V8 FFV Engine EZB = 5.7L Hemi Multi Displacement Engine	DGQ = 5-Spd Automatic 545RFE Transmission

Door, Rear Glass and Regulator
Figure DHG-220

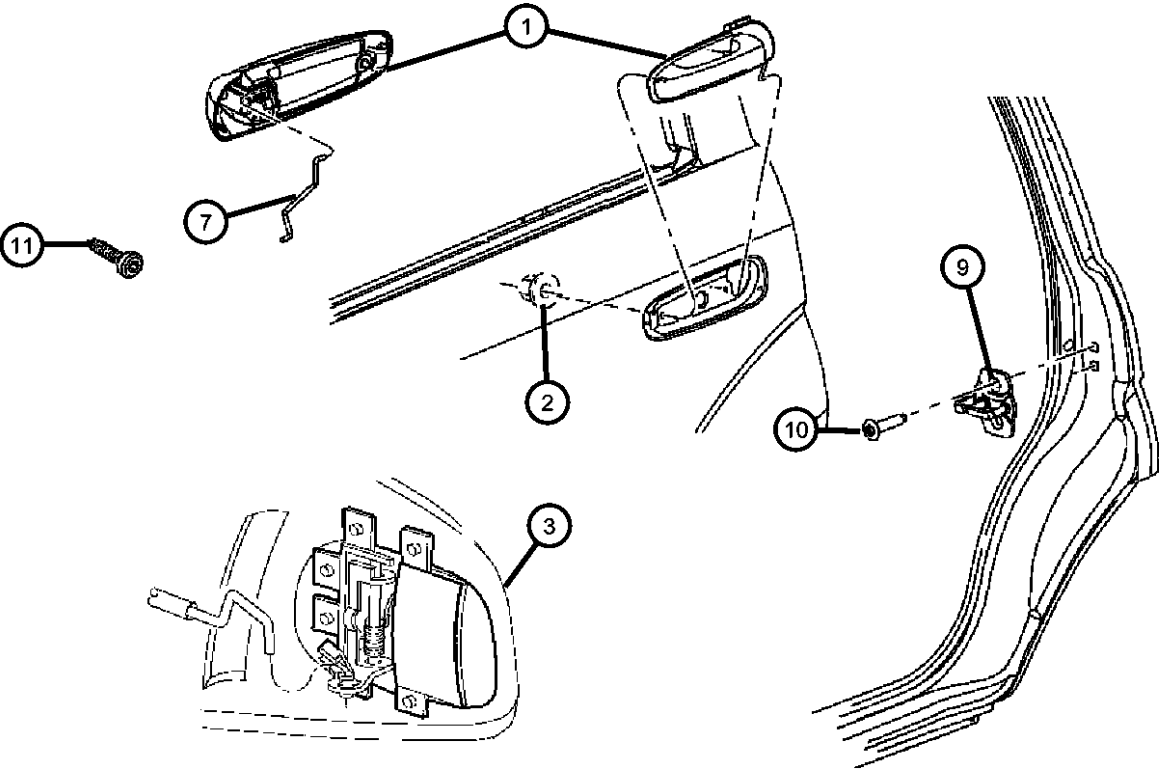
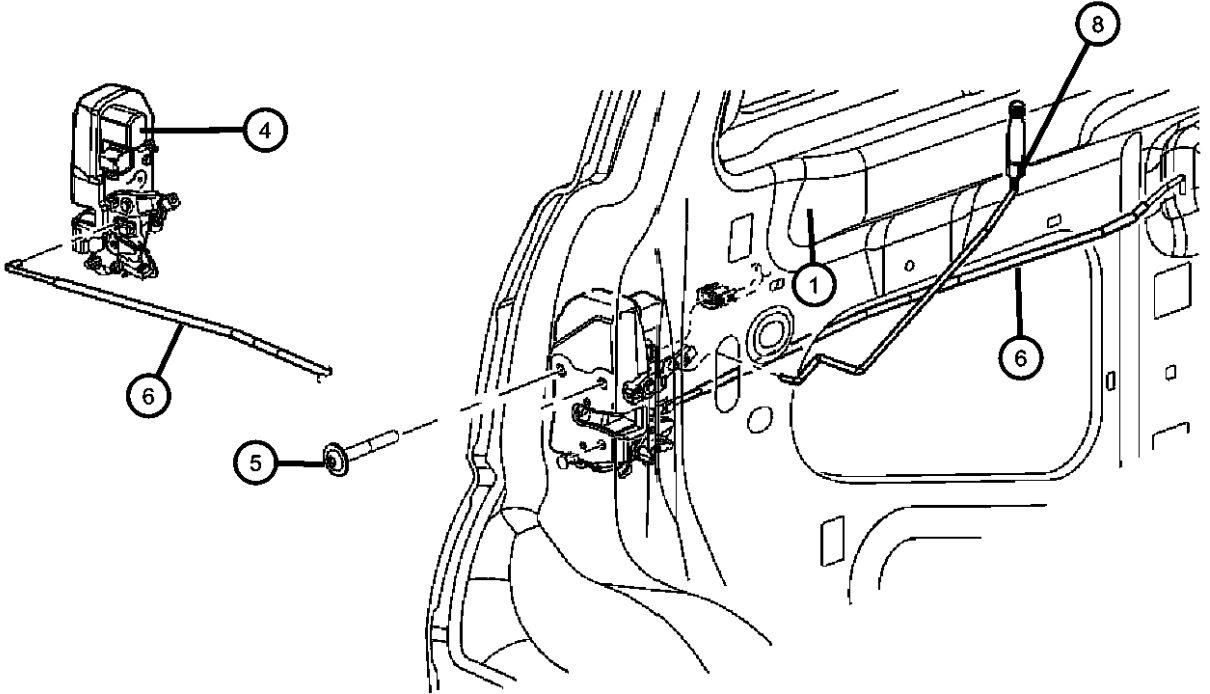


ITEM	PART NUMBER	QTY	LINE	SERIES	BODY	ENGINE	TRANS	TRIM	DESCRIPTION
1	55364074AI	1	1, 5		74				GLASS, Rear Door Right
	55364075AI	1	1, 5		74				Left
	55364758AA	1	1, 5		74				Laminated, Right
	55364759AA	1	1, 5		74				Laminated, Left
2	55362192AE	1	1, 5		74				CHANNEL, Door Glass Right
	55362193AE	1	1, 5		74				Left
3	55362190AD	1	1, 5		74				GLASS, Rear Door Right
	55362191AD	1	1, 5		74				Left
	55369354AA	1	1, 5		74				Laminated, Right
	55369355AA	1	1, 5		74				Laminated, Left
4	06504055	6	1, 5		74				SCREW, Hex Head, M6x1x16
5	55362208AC	1							REGULATOR, Rear Door Window Right
	55362209AC	1							Left
6	05056072AA	2	1, 5		74				LABEL, Child Protection Lock, English
7	55364080AC	1							SEAL, Rear Door Right Inner
	55364081AC	1							Left Inner
8	55362137AB	2	1, 5		74				SEAL, Rear Door
9	55362142AG	1							SHIELD, Door Right
	55362143AG	1							Left
10	06504342	2	1, 5		74				NUT, Hex Flange Lock
11	06502064	2	1, 5		74				SCREW, Tapping, M6x1x20

ASPEN (HG)				
SERIES	LINE	BODY	ENGINE	TRANSMISSION
P = PREMIUM	1 = Lt. Duty DODGE 2WD 5 = Lt. Duty DODGE 4WD	74 = SPORT UTILITY 4-DR TYPE #4	EVA = 4.7L V8 MPI Engine EVD = 4.7L V8 FFV Engine EZB = 5.7L Hemi Multi Displacement Engine	DGQ = 5-Spd Automatic 545RFE Transmission

AR = use ase required - = Non illustrated part

Door, Rear Lock and Controls
Figure DHG-230

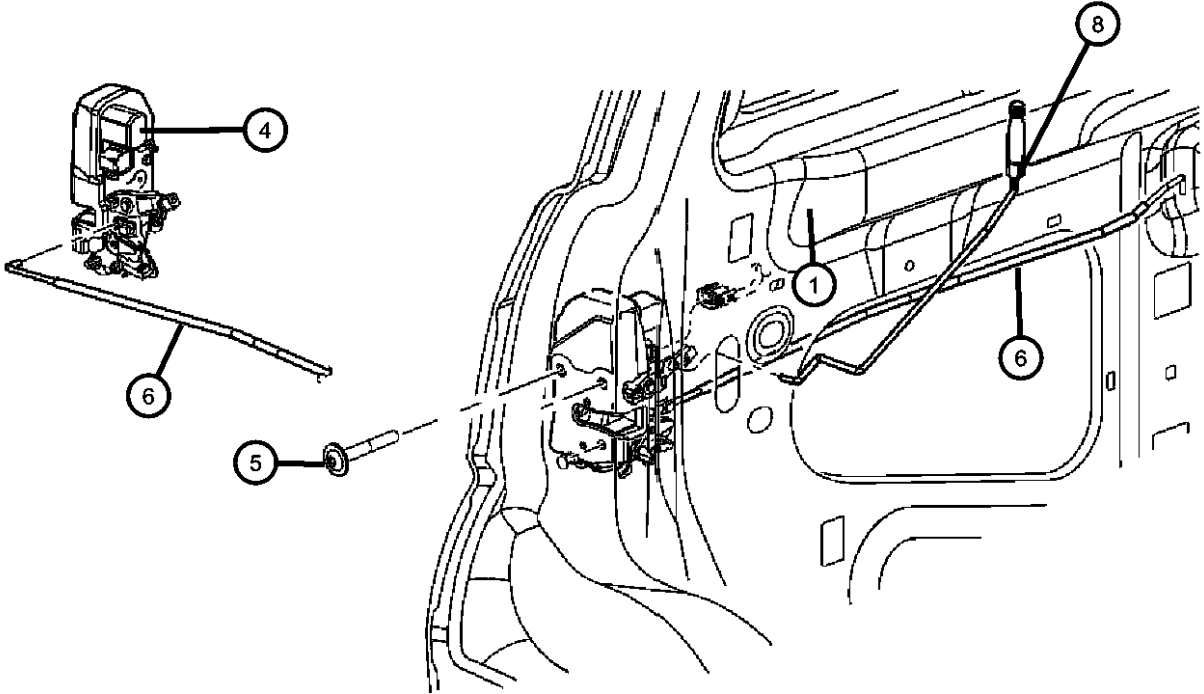


ITEM	PART NUMBER	QTY	LINE	SERIES	BODY	ENGINE	TRANS	TRIM	DESCRIPTION
1	1EH601B6AA	1	1, 5		74				HANDLE, Exterior Door
	1EH601BMAA	1	1, 5		74				[B6], Right
	1EH601DMAA	1	1, 5		74				[BM], Right
	1EH601JCAA	1	1, 5		74				[DM], Right
	1EH601S2AA	1	1, 5		74				[JC], Right
	1EH601VJAA	1	1, 5		74				[S2], Right
	1EH601WGAA	1	1, 5		74				[VJ], Right
	1EH601XRAA	1	1, 5		74				[WG], Right
	1EH611B6AA	1	1, 5		74				[XR], Right
	1EH611BMAA	1	1, 5		74				[B6], Left
	1EH611DMAA	1	1, 5		74				[BM], Left
	1EH611JCAA	1	1, 5		74				[DM], Left
	1EH611S2AA	1	1, 5		74				[JC], Left
	1EH611VJAA	1	1, 5		74				[S2], Left
	1EH611WGAA	1	5, 1		74				[VJ], Left
	1EH611XRAA	1	1, 5		74				[WG], Left
									[XR], Left
2	06100046	3	1, 5		74				NUT AND WASHER, Hex, M5x.80
3	06100046	3							HANDLE, Inside Release, Serviced in Door Panel, Without Limited, (NOT SERVICED)
4	55364110AC	1	1, 5		74				LATCH, Rear Door
	55364111AC	1	1, 5		74				Right
5	06507121AA	6	1, 5		74				Left
6	55362144AB	1	1, 5		74				SCREW
	55362145AB	1	1, 5		74				LINK, Outside Handle To Latch, Rear Door
7	55362210AA	1	1, 5		74				Right
	55362211AA	1	1, 5		74				Left
8	55364752AA	1	1, 5		74				LINK, Outside Handle To Latch, Rear Door
	55364753AA	1	1, 5		74				Right
9	04780607AA	2	1, 5		74				Left
									KNOB AND LINK, Rear Door Inside Lock

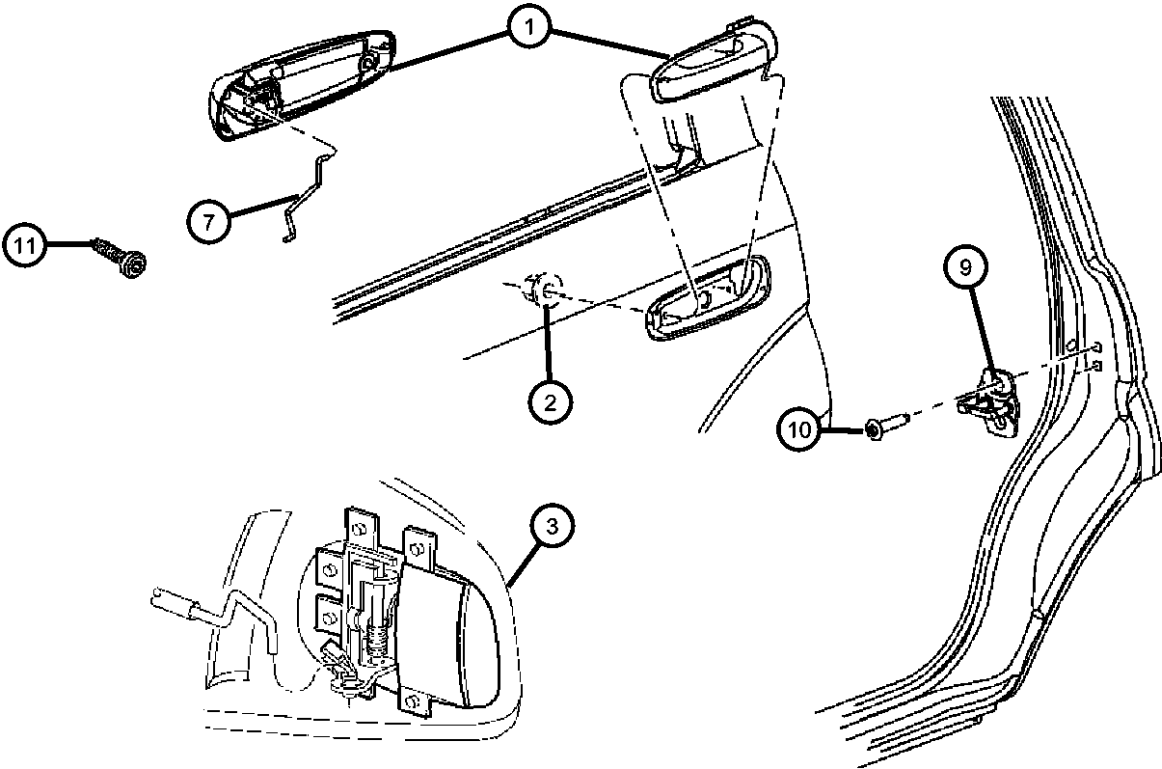
ASPEN (HG)									
SERIES	LINE			BODY	ENGINE			TRANSMISSION	
P = PREMIUM	1 = Lt. Duty DODGE 2WD 5 = Lt. Duty DODGE 4WD			74 = SPORT UTILITY 4-DR TYPE #4	EVA = 4.7L V8 MPI Engine EVD = 4.7L V8 FFV Engine EZB = 5.7L Hemi Multi Displacement Engine			DGQ = 5-Spd Automatic 545RFE Transmission	

Door, Rear Lock and Controls
Figure DHG-230

ITEM	PART NUMBER	QTY	LINE	SERIES	BODY	ENGINE	TRANS	TRIM	DESCRIPTION
------	-------------	-----	------	--------	------	--------	-------	------	-------------



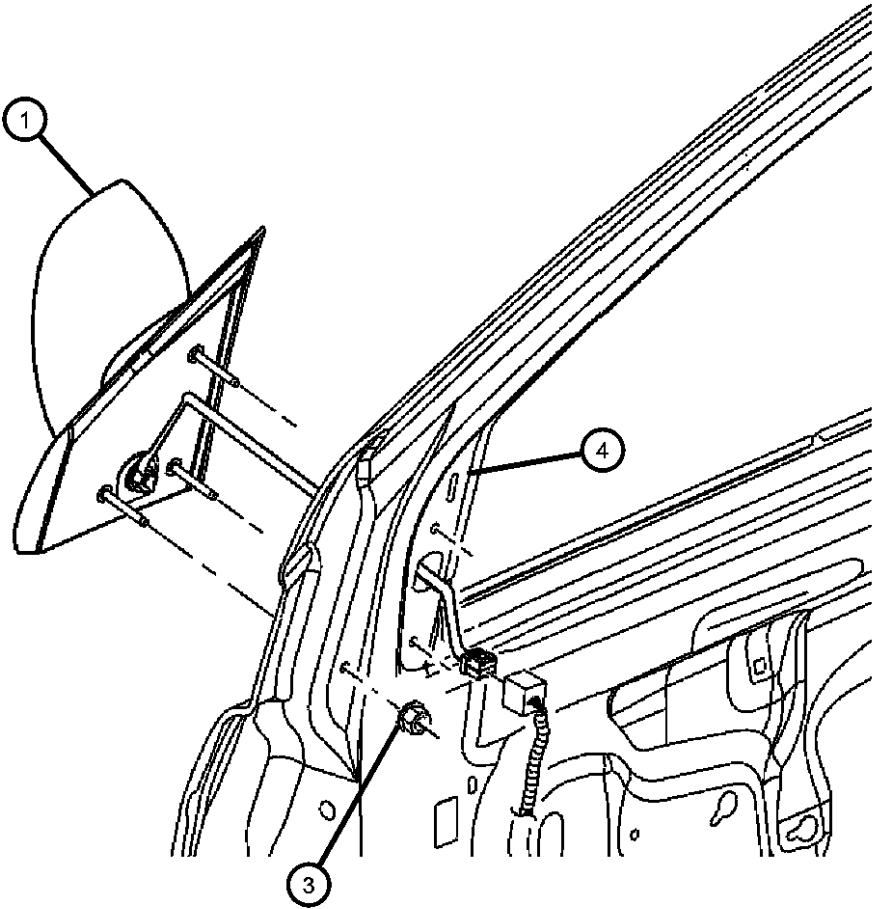
10	06506749AA	4	1, 5		74				SCREW, 6 Lobed
11	06507578AA	1	1, 5		74				SCREW



ASPEN (HG)									
SERIES	LINE				BODY	ENGINE		TRANSMISSION	
P = PREMIUM	1 = Lt. Duty DODGE 2WD 5 = Lt. Duty DODGE 4WD				74 = SPORT UTILITY 4-DR TYPE #4	EVA = 4.7L V8 MPI Engine EVD = 4.7L V8 FFV Engine EZB = 5.7L Hemi Multi Displacement Engine		DGQ = 5-Spd Automatic 545RFE Transmission	

AR = use ase required - = Non illustrated part

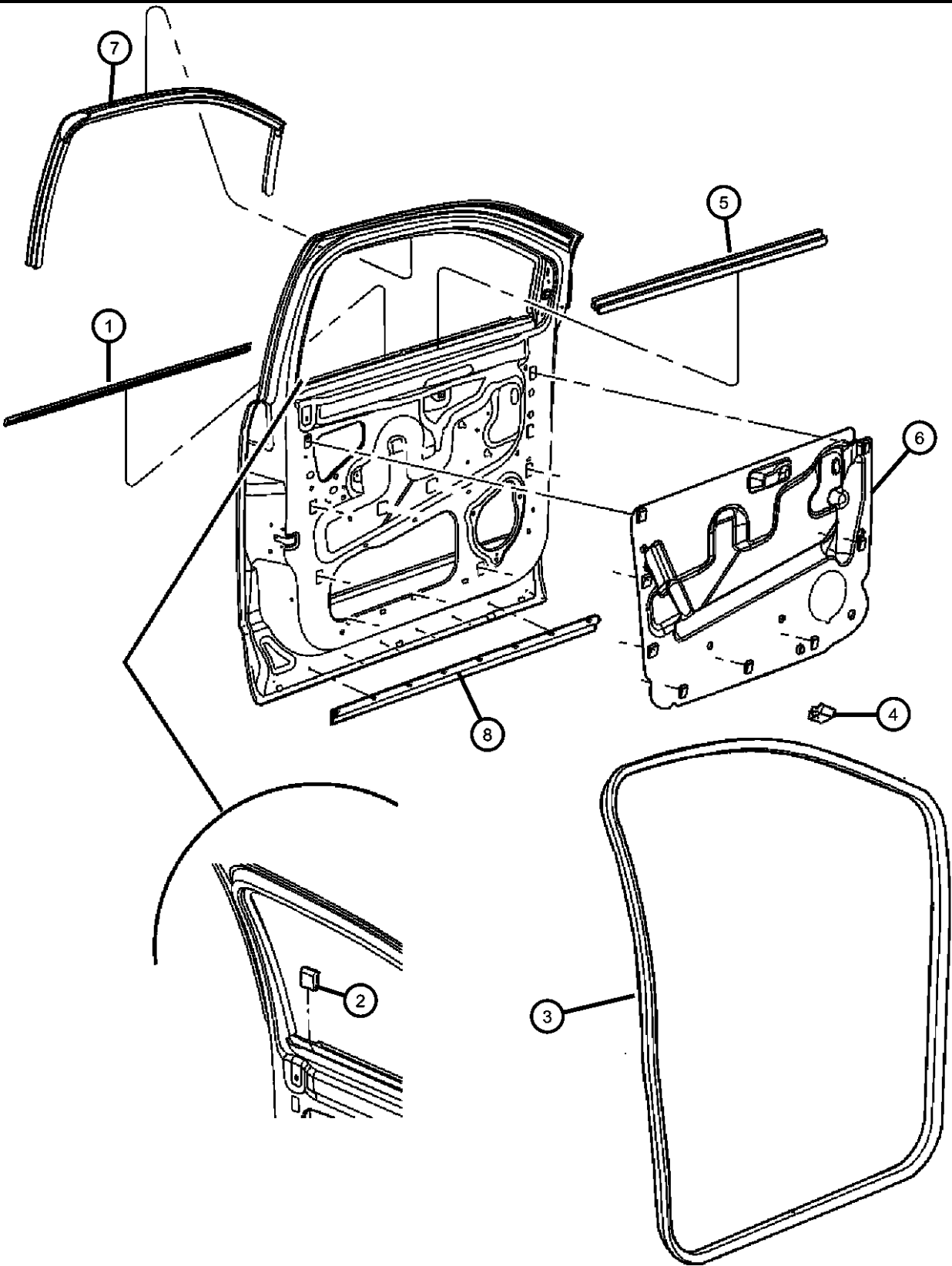
Mirrors, Exterior
Figure DHG-510



ITEM	PART NUMBER	QTY	LINE	SERIES	BODY	ENGINE	TRANS	TRIM	DESCRIPTION
1									MIRROR, Outside Rearview
	55078074AH	1	1, 5		74				Power 6x9 [GYE], Right
	55078075AH	1	1, 5		74				Power 6x9 [GYE], Left
	55364664AF	1	1, 5		74				Power Heated [GTS], Right
	55364665AF	1	1, 5		74				Power Heated [GTS], Left
-2									GLASS, Mirror Replacement
	68003666AA	1	1, 5		74				Power 6x9 [GYE], Right
	68003667AA	1	1, 5		74				Power 6x9 [GYE], Left
	68003668AA	1	1, 5		74				Power Heated [GTS], Right
	68003669AA	1	1, 5		74				Power Heated [GTS], Left
3	05096978AA	6	1, 5		74				NUT, Hex, M6
4	55364229AA	2	1, 5		74				SEAL, Body Side

ASPEN (HG)				
SERIES	LINE	BODY	ENGINE	TRANSMISSION
P = PREMIUM	1 = Lt. Duty DODGE 2WD 5 = Lt. Duty DODGE 4WD	74 = SPORT UTILITY 4-DR TYPE #4	EVA = 4.7L V8 MPI Engine EVD = 4.7L V8 FFV Engine EZB = 5.7L Hemi Multi Displacement Engine	DGQ = 5-Spd Automatic 545RFE Transmission

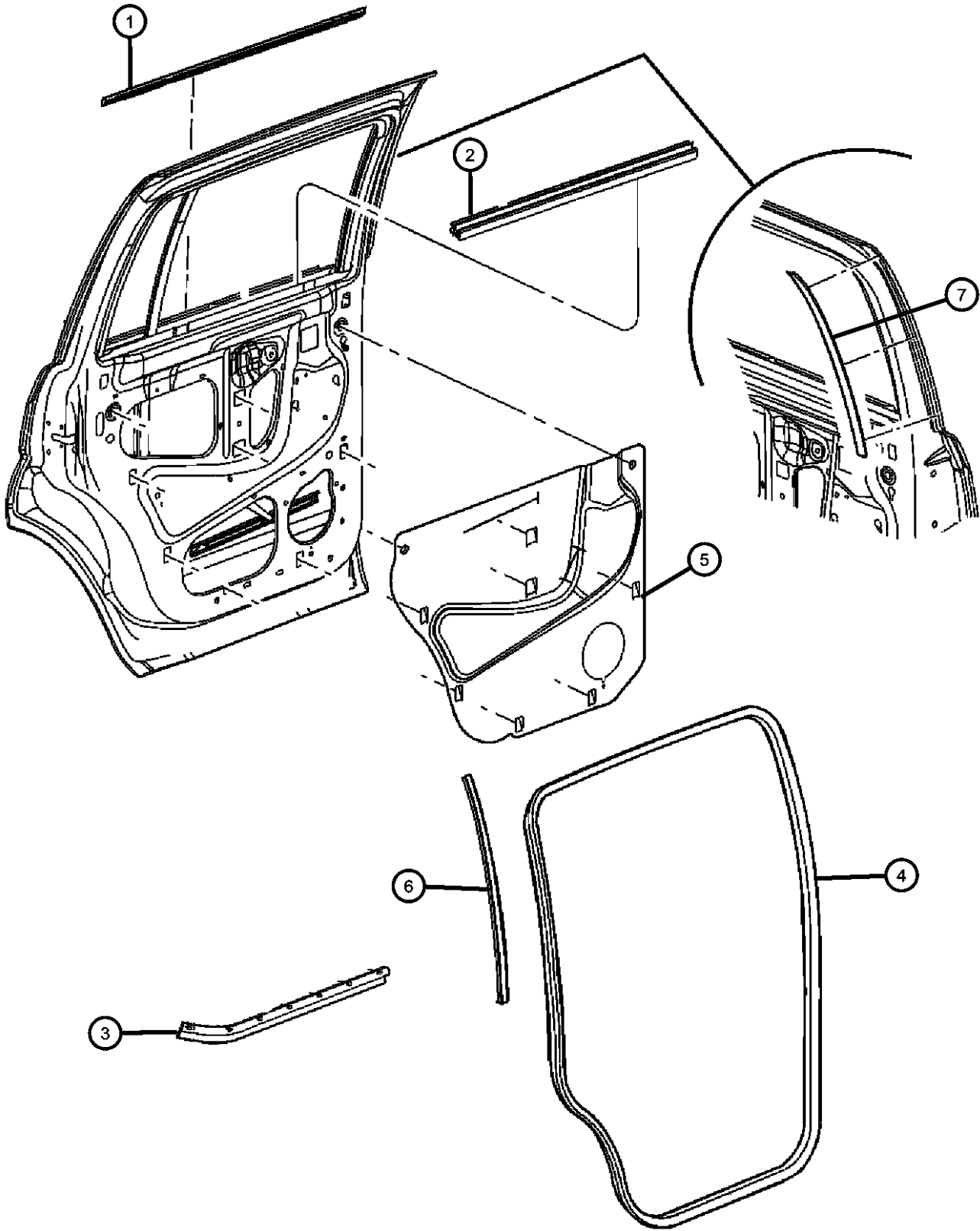
Door, Front Weatherstrips and Seals
Figure DHG-610



ITEM	PART NUMBER	QTY	LINE	SERIES	BODY	ENGINE	TRANS	TRIM	DESCRIPTION
1									WEATHERSTRIP, Front Door Belt
	55364718AB	1	1, 5		74				Outer
	55364719AB	1	1, 5		74				Right
	55364719AB	1	1, 5		74				Left
2	55364719AB	1							SEAL, Foam Stuffer, (NOT
3	55362124AE	2							SERVICED)
4	55362138AB	2	1, 5		74				SEAL, Body Side
5									SEAL, A-Pillar
	55364230AD	1							SEAL, Front Door Glass Run
	55364231AD	1							Right
6									Left
	55362140AE	1							SHIELD, Door
	55362141AE	1							Right
7									Left
	55362096AF	1	1, 5		74				SEAL, Front Door Glass Run
	55362097AF	1	1, 5		74				Right
8									Left
	55364332AB	1	1, 5		74				SEAL, Front Door
	55364333AB	1	1, 5		74				Right
									Left

ASPEN (HG)				
SERIES	LINE	BODY	ENGINE	TRANSMISSION
P = PREMIUM	1 = Lt. Duty DODGE 2WD 5 = Lt. Duty DODGE 4WD	74 = SPORT UTILITY 4-DR TYPE #4	EVA = 4.7L V8 MPI Engine EVD = 4.7L V8 FFV Engine EZB = 5.7L Hemi Multi Displacement Engine	DGQ = 5-Spd Automatic 545RFE Transmission

Door, Rear Weatherstrips and Seals
Figure DHG-620




ITEM	PART NUMBER	QTY	LINE	SERIES	BODY	ENGINE	TRANS	TRIM	DESCRIPTION
1									WEATHERSTRIP, Rear Door Belt
	55364720AB	1	1, 5		74				Outer, Outer Belt Right
	55364721AB	1	1, 5		74				Left
2									SEAL, Rear Door, Inner Belt
	55364080AC	1							Right
	55364081AC	1							Left
3	55362137AB	2	1, 5		74				SEAL, Rear Door, Sill Seal
4	55362125AE	2							SEAL, Body Side
5									SHIELD, Door
	55362142AG	1							Right
	55362143AG	1							Left
6	55364627AA	2	1, 5		74				SEAL, Door
7	55364346AC	2	1, 5		74				SEAL, DoorB Pillar

ASPEN (HG)				
SERIES	LINE	BODY	ENGINE	TRANSMISSION
P = PREMIUM	1 = Lt. Duty DODGE 2WD 5 = Lt. Duty DODGE 4WD	74 = SPORT UTILITY 4-DR TYPE #4	EVA = 4.7L V8 MPI Engine EVD = 4.7L V8 FFV Engine EZB = 5.7L Hemi Multi Displacement Engine	DGQ = 5-Spd Automatic 545RFE Transmission




Group - EHG

Exterior Ornamentation



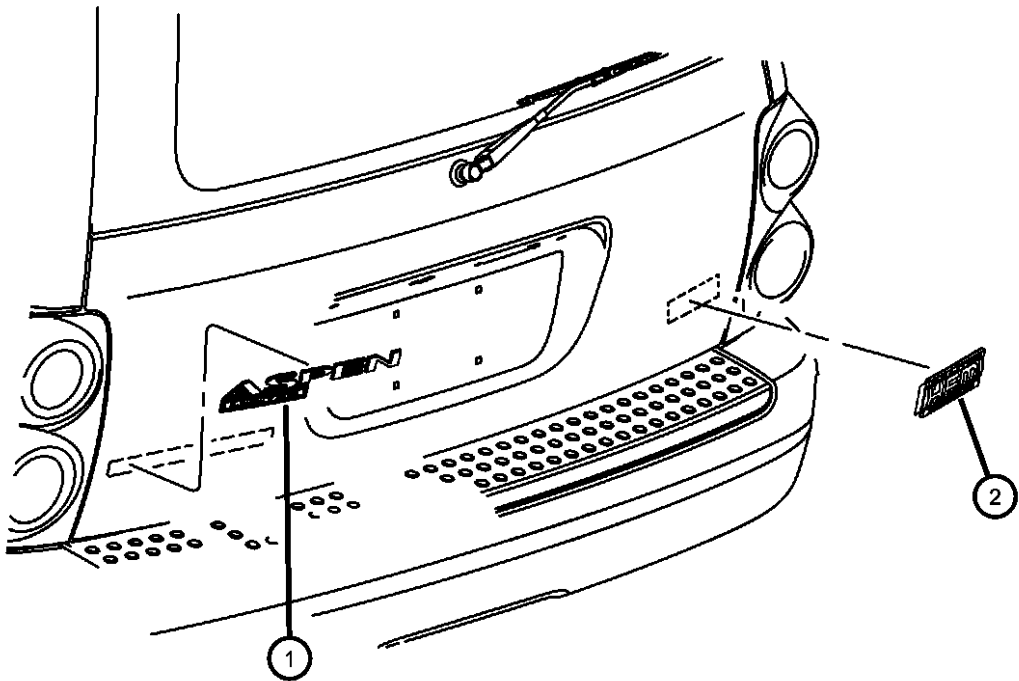
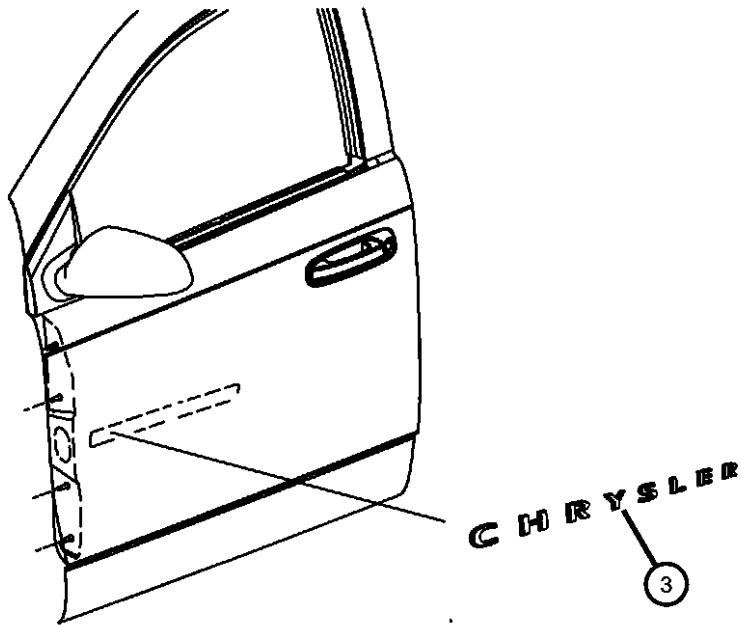
Group - EHG Exterior Ornamentation

Illustration Title	Group-Fig. No.
Nameplates Nameplates.....	Fig. EHG - 110
Moldings and Ornamentation Moldings	Fig. EHG - 210
Running Boards and Mounting.....	Fig. EHG - 220

EHG-100 Nameplates  	EHG-200 Moldings and Ornamentation 		
--	---	--	--

Nameplates
Figure EHG-110

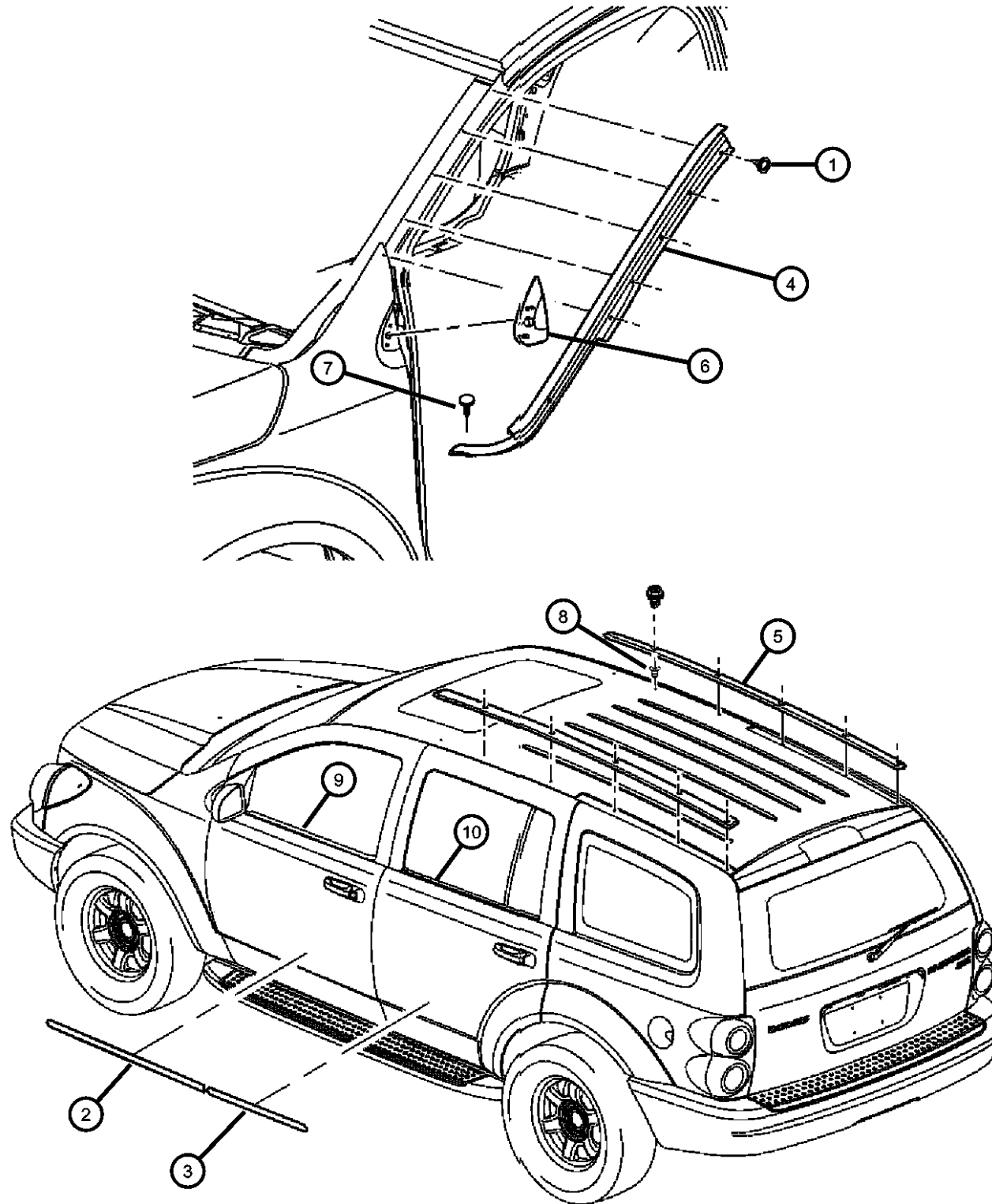
ITEM	PART NUMBER	QTY	LINE	SERIES	BODY	ENGINE	TRANS	TRIM	DESCRIPTION
1	55364656AA	1	1, 5		74				NAMEPLATE, [ASPEN LIMITED]
2	55364653AA	1	1, 5		74				NAMEPLATE, [HEMI]
3	55364717AA	2	1, 5		74				NAMEPLATE, Chrysler
-4	55372784AA	1	1, 5		74				NAMEPLATE, [FLEX FUEL E85 ETHANOL]



ASPEN (HG) SERIES	LINE	BODY	ENGINE	TRANSMISSION
P = PREMIUM	1 = Lt. Duty DODGE 2WD 5 = Lt. Duty DODGE 4WD	74 = SPORT UTILITY 4-DR TYPE #4	EVA = 4.7L V8 MPI Engine EVD = 4.7L V8 FFV Engine EZB = 5.7L Hemi Multi Displacement Engine	DGQ = 5-Spd Automatic 545RFE Transmission

AR = use ase required - = Non illustrated part

Moldings
Figure EHG-210



ITEM	PART NUMBER	QTY	LINE	SERIES	BODY	ENGINE	TRANS	TRIM	DESCRIPTION
1	00153732	10	1, 5		74				SCREW, .164-15x.500
2									MOLDING, Front Door
	55078066AB	1	1, 5		74				Right
	55078067AB	1	1, 5		74				Left
3									MOLDING, Rear Door
	55078068AB	1	1, 5		74				Right
	55078069AB	1	1, 5		74				Left
4									MOLDING, Windshield
	55362508AF	1	1, 5		74				Right
	55362509AF	1	1, 5		74				Left
5									RAIL, Roof
	1EK741B6AA	1	1, 5		74				[B6], Right
	1EK741BMAA	1	1, 5		74				[BM], Right
	1EK741DMAA	1	1, 5		74				[DM], Right
	1EK741JCAA	1	1, 5		74				[JC], Right
	1EK741S2AA	1	1, 5		74				[S2], Right
	1EK741VJAA	1	1, 5		74				[VJ], Right
	1EK741WGAA	1	1, 5		74				[WG], Right
	1EK741XRAA	1	1, 5		74				[XR], Right
	1EK751B6AA	1	1, 5		74				[B6], Left
	1EK751BMAA	1	1, 5		74				[BM], Left
	1EK751DMAA	1	1, 5		74				[DM], Left
	1EK751JCAA	1	1, 5		74				[JC], Left
	1EK751S2AA	1	1, 5		74				[S2], Left
	1EK751VJAA	1	1, 5		74				[VJ], Left
	1EK751WGAA	1	1, 5		74				[WG], Left
	1EK751XRAA	1	1, 5		74				[XR], Left
6									APPLIQUE, Fender
	55362870AC	1	1, 5		74				Right
	55362871AC	1	1, 5		74				Left
7	06505403AA	2	1, 5		74				PIN, Push
8	06506739AA	10							NUT, Rivet
9									WEATHERSTRIP, Front Door Belt
	55364718AB	1	1, 5		74				Outer Right
	55364719AB	1	1, 5		74				Left

ASPEN (HG)

SERIES

P = PREMIUM

LINE

1 = Lt. Duty DODGE 2WD

5 = Lt. Duty DODGE 4WD

BODY

74 = SPORT UTILITY 4-DR
TYPE #4

ENGINE

EVA = 4.7L V8 MPI Engine
EVD = 4.7L V8 FFV Engine
EZB = 5.7L Hemi Multi
Displacement Engine

TRANSMISSION

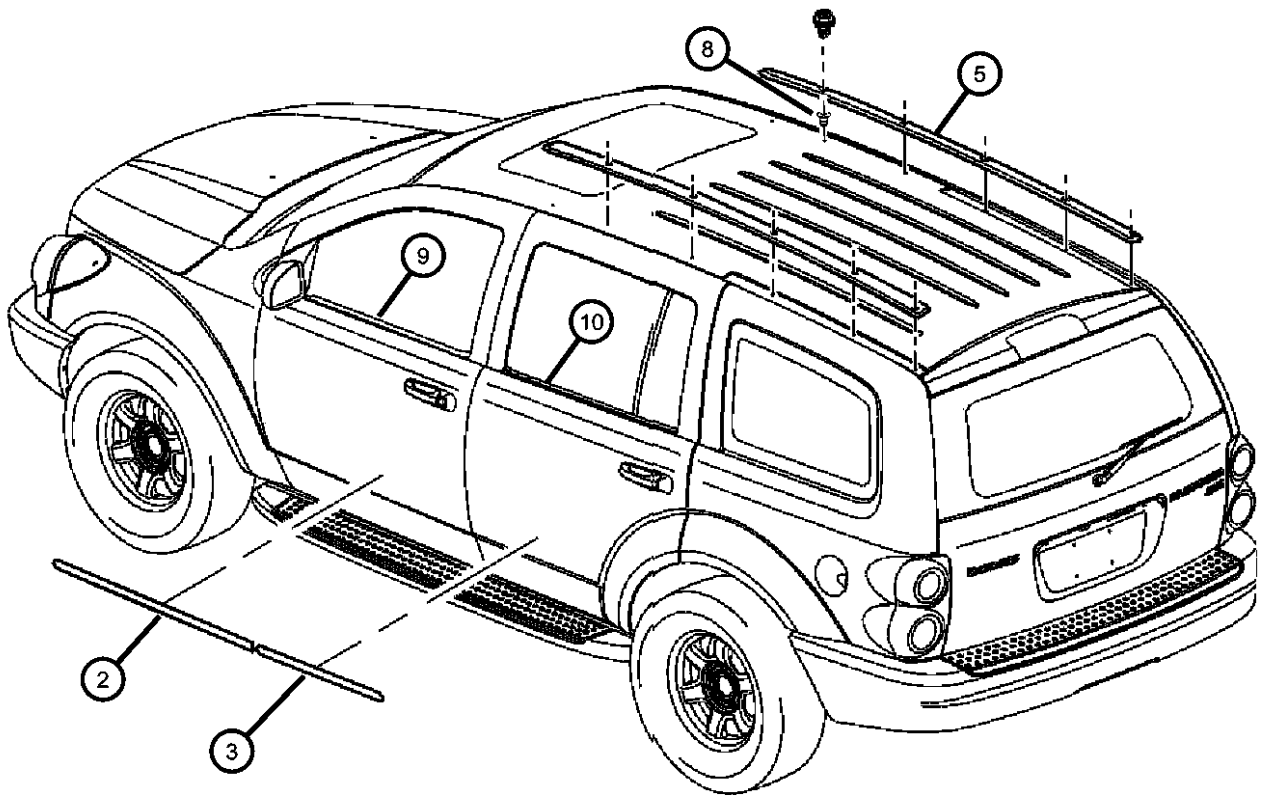
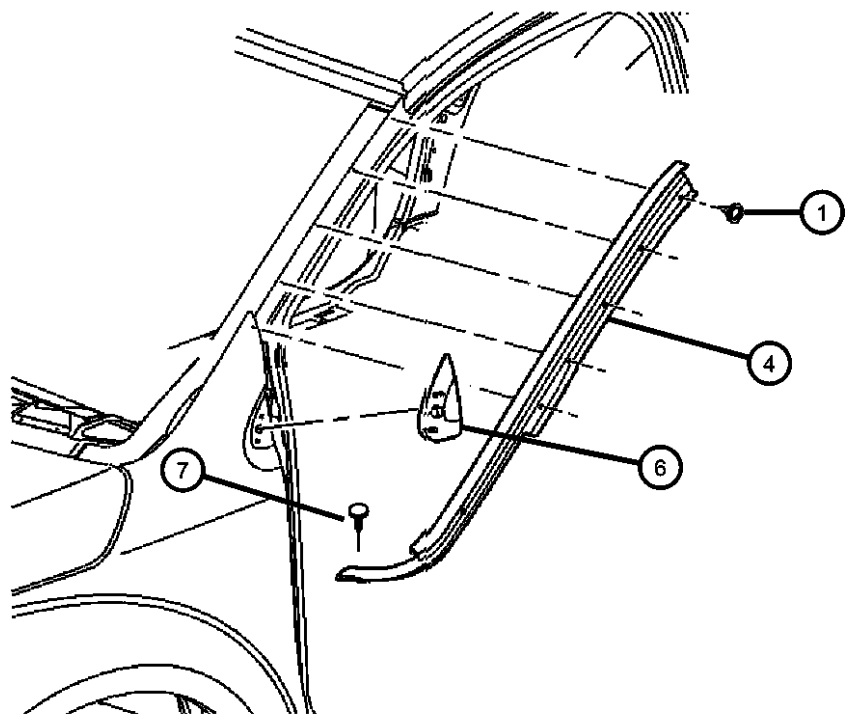
DGQ = 5-Spd Automatic 545RFE
Transmission

AR = use ase required - = Non illustrated part

2007 HG

Moldings
Figure EHG-210

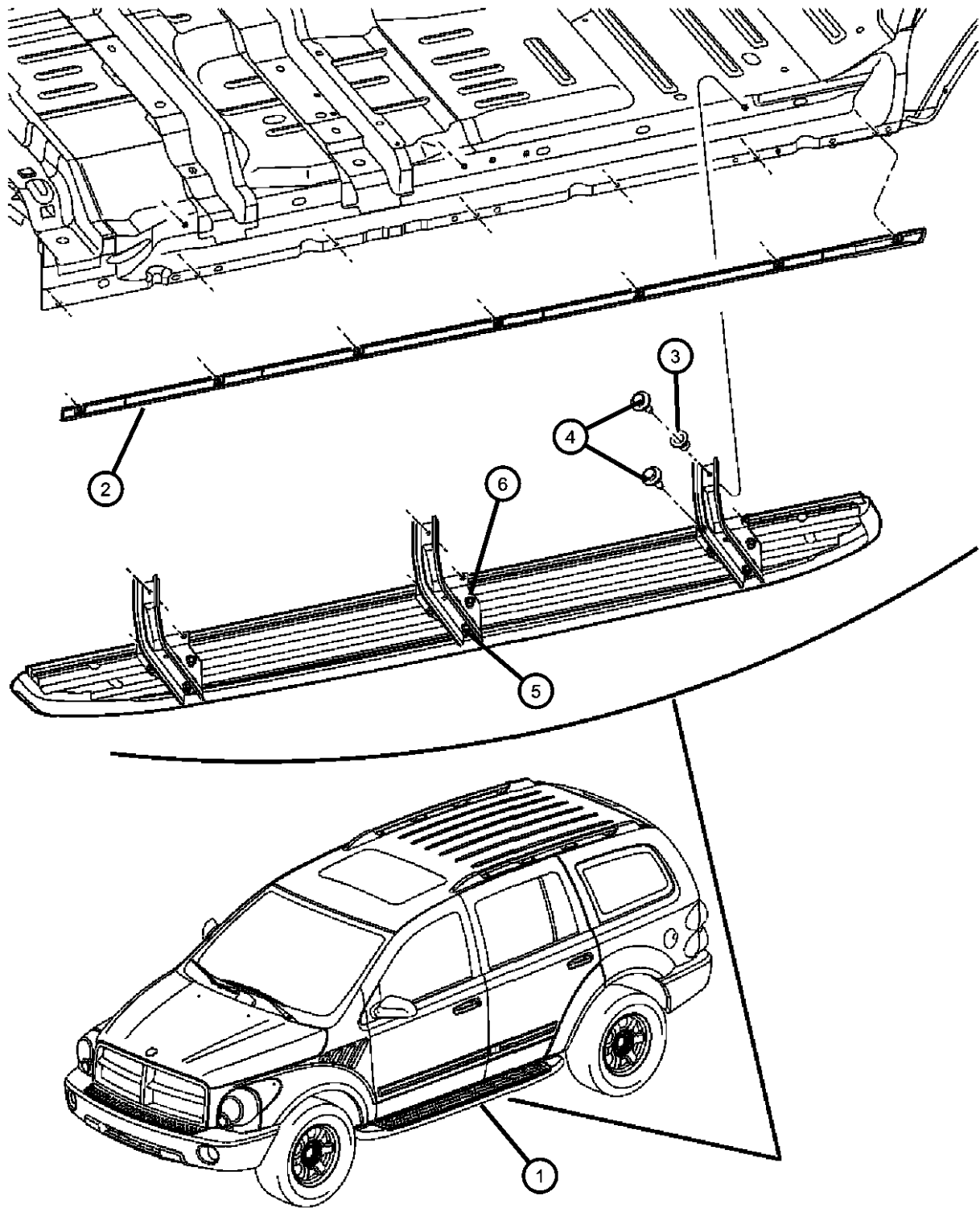
ITEM	PART NUMBER	QTY	LINE	SERIES	BODY	ENGINE	TRANS	TRIM	DESCRIPTION
10									WEATHERSTRIP, Rear Door Belt
	55364720AB	1	1, 5		74				Outer
	55364721AB	1	1, 5		74				Right
									Left



ASPEN (HG)				
SERIES	LINE	BODY	ENGINE	TRANSMISSION
P = PREMIUM	1 = Lt. Duty DODGE 2WD 5 = Lt. Duty DODGE 4WD	74 = SPORT UTILITY 4-DR TYPE #4	EVA = 4.7L V8 MPI Engine EVD = 4.7L V8 FFV Engine EZB = 5.7L Hemi Multi Displacement Engine	DGQ = 5-Spd Automatic 545RFE Transmission

AR = use ase required - = Non illustrated part

Running Boards and Mounting
Figure EHG-220

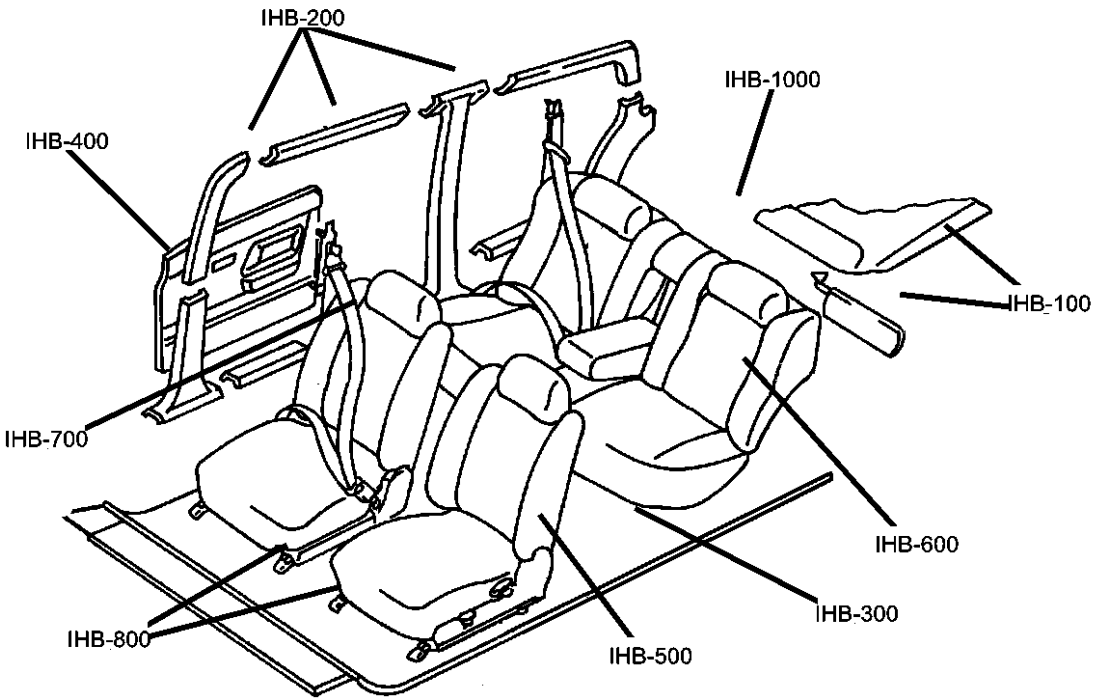


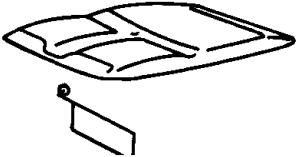
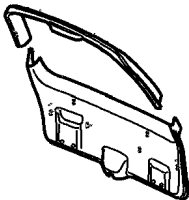

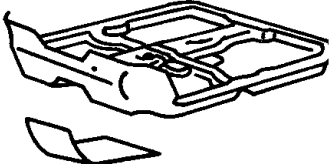
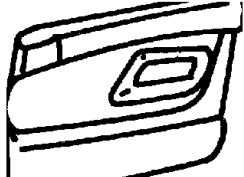
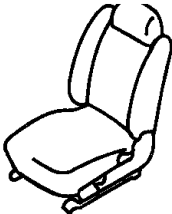
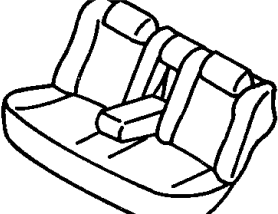
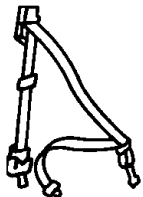
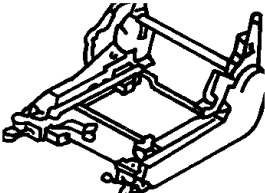
ITEM	PART NUMBER	QTY	LINE	SERIES	BODY	ENGINE	TRANS	TRIM	DESCRIPTION
1	5HN321DMAD	2	1, 5		74				RUNNING BOARD, Board
	5HN321X8AE	2	1, 5		74				Gray
					74				Black
2	55364104AB	1	1, 5		74				SILL, Body Side
	55364105AB	1	1, 5		74				Right
					74				Left
3	06104995AA	6							NUT, M8x1.25
4	68003102AA	2	1, 5		74				BOLT PACKAGE
5	06101445	2	1, 5		74				NUT AND WASHER, Hex
					74				Nut-Coned Washer, M8 x 1.25
6	55351131AA	1	1, 5		74				SCREW
-7	06507851AA	6	1, 5		74				RIVNUT, Installation

ASPEN (HG)				
SERIES	LINE	BODY	ENGINE	TRANSMISSION
P = PREMIUM	1 = Lt. Duty DODGE 2WD 5 = Lt. Duty DODGE 4WD	74 = SPORT UTILITY 4-DR TYPE #4	EVA = 4.7L V8 MPI Engine EVD = 4.7L V8 FFV Engine EZB = 5.7L Hemi Multi Displacement Engine	DGQ = 5-Spd Automatic 545RFE Transmission

Group - IHG

Interior Trim



IHG-100 Headliners and Visors - Assist Straps 	IHG-1000 Panels, Liftgate and Scuf Plates 	IHG-200 Panels-Mouldings 	IHG-300 Carpet, Mats, and Silencers 
IHG-400 Door Trim Panels, Front and Rear 	IHG-500 Front Seats 	IHG-600 Rear Seats 	IHG-700 Seat Belts-Front and Rear 
IHG-800 Adjusters, Recliners, Shields 			

Group - IHG Interior Trim

Illustration TitleGroup-Fig. No.

Headliners and Visors - Assist Straps

Headliner And Visor..... Fig. IHG - 110

Panels-Mouldings

Trim Panels A-Pillar and B-Pillar..... Fig. IHG - 210

Trim Panels C-Pillar and D-Pillar..... Fig. IHG - 215

Scuff Plates..... Fig. IHG - 220

Carpet, Mats, and Silencers

Carpet..... Fig. IHG - 310

Silencers..... Fig. IHG - 320

Door Trim Panels, Front and Rear

Door Trim Panels..... Fig. IHG - 410

Front Seats

Seat Front, Bucket Seat Trim Code [CJ] Fig. IHG - 510

Seat Front, Bucket Seat Trim Code [DZ] Fig. IHG - 520

Seat, Front, Bucket Seat Trim Code [S7]..... Fig. IHG - 530

Rear Seats

Second Row Fig. IHG - 610

Third Row, Bench Seat Fig. IHG - 630

Third Row, 60/40 Seat Fig. IHG - 640

Seat Belts-Front and Rear

Belts, Front Seat Fig. IHG - 710

Belts, Second Seat..... Fig. IHG - 720

Seat Belts, Third Row..... Fig. IHG - 730

Adjusters, Recliners, Shields

Back Frames, Cushion Pans, Shields & Attaching Parts..... Fig. IHG - 810

Manual Adjuster..... Fig. IHG - 820

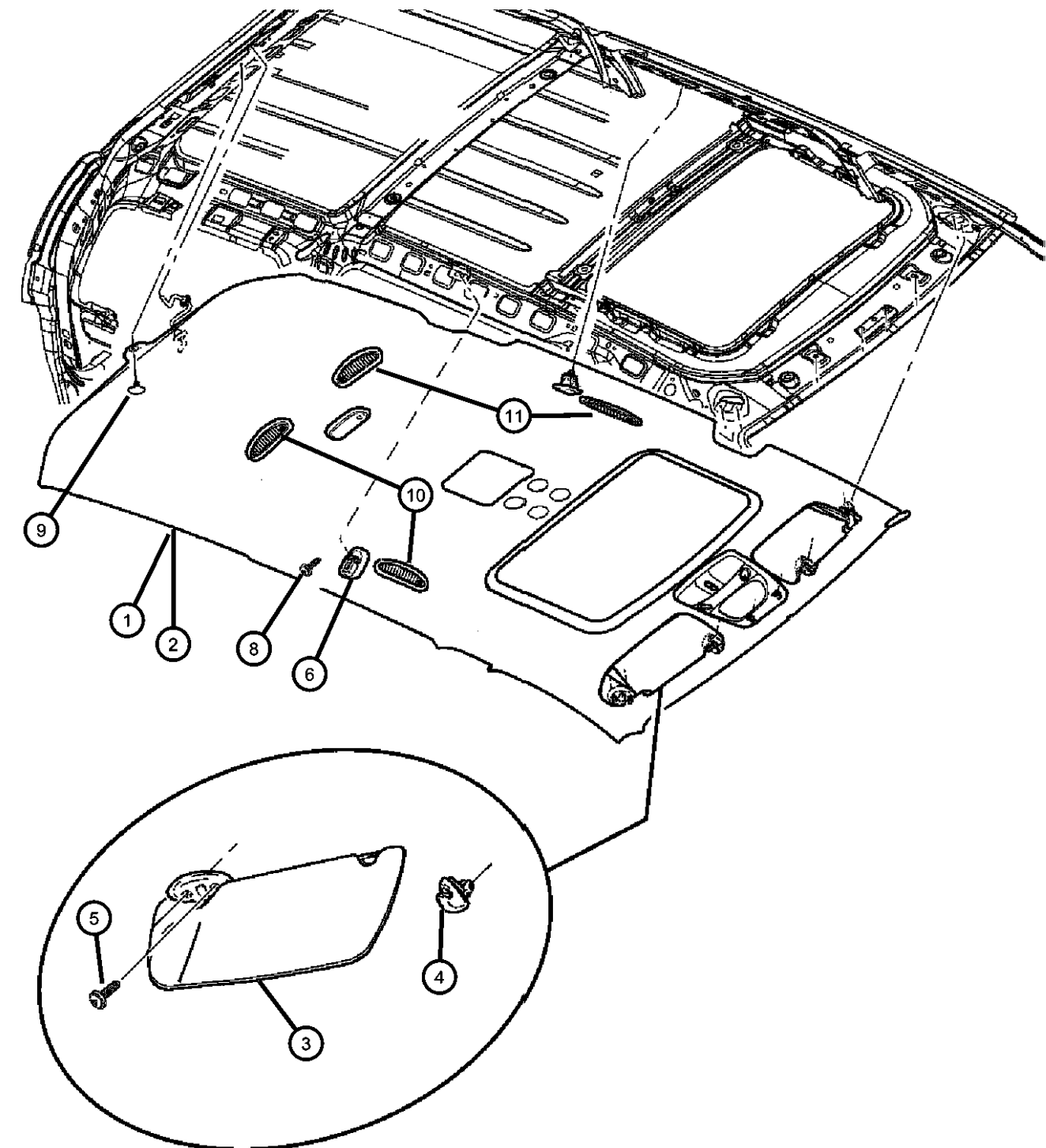
Power Adjuster Fig. IHG - 830

Panels, Liftgate and Scuf Plates

Panels, Liftgate And Scuff Plates Fig. IHG - 1010

Headliner And Visor
Figure IHG-110

ITEM	PART NUMBER	QTY	LINE	SERIES	BODY	ENGINE	TRANS	TRIM	DESCRIPTION
1	1GG941D1AA	1	1, 5		74			*O0	HEADLINER, With Sunroof [GWA] Without [XRV] Rear Seat Video, Without [HAF] ATC w/Duall Zone Contril, Without [JRC] Power Liftgate
	1GG951D1AA	1	1, 5		74			*O0	With [XRV] Rear Seat Video, Without [HAF] ATC w/Duall Zone Contril, Without [JRC] Power Liftgate
	1GH001D1AA	1	1, 5		74			*O0	Without [XRV] Rear Seat Video,Without [HAF] ATC W/Duall Zone Control
	1GH051D1AA	1	1, 5		74			*O0	With [XRV] Rear Seat Video,Without [HAF] ATC W/Duall Zone Control
	1GP751D1AA	1	1, 5		74			*O0	Without [XRV] Rear Seat Video,With [HAF] ATC W/Duall Zone Control
	1GP771D1AA	1	1, 5		74			*O0	With [XRV] Rear Seat Video,With [HAF] ATC W/Duall Zone Control
2	1GG971D1AB	1	1, 5		74			*O0	HEADLINER, Without Sunroof [GWA] With [XAA] Rear Park Assist System,Without [XRV] Rear Seat Video
	1GH041D1AA	1	1, 5		74			*O0	With [XAA] Rear Park Assist System,With [XRV] Rear Seat Video
	1GP721D1AA	1	1, 5		74			*O0	Without [JRC] Power Liftgate,Without [XRV] Rear Seat Video
	1GP731D1AA	1	1, 5		74			*O0	Without [JRC] Power Liftgate,With [XRV] Rear Seat Video
	1GP741D1AA	1	1, 5		74			*O0	Without [XRV] Rear Seat Video,Without [JRC] Power Liftgate,With [XAA]Rear Park Assist
	1GP761D1AA	1	1, 5		74			*O0	With [XRV] Rear Seat Video,With [JRC] Power Liftgate,With [XAA]Rear Park Assist
3	1GN701D1AA	1	1, 5		74			*O0	VISOR, Illuminated Right
	1GN711D1AA	1	1, 5		74			*O0	Left
4	0ZH761D1AA	1	1, 5		74			*O0	SUPPORT, Visor
5	06034912	1	1, 5		74			*O0	SCREW, Pan Head, .19-16x.75
6	0ZH771D1AA	1	1, 5		74			*O0	HOOK, Coat



ASPEN (HG)				
SERIES	LINE	BODY	ENGINE	TRANSMISSION
P = PREMIUM	1 = Lt. Duty DODGE 2WD 5 = Lt. Duty DODGE 4WD	74 = SPORT UTILITY 4-DR TYPE #4	EVA = 4.7L V8 MPI Engine EVD = 4.7L V8 FFV Engine EZB = 5.7L Hemi Multi Displacement Engine	DGQ = 5-Spd Automatic 545RFE Transmission

Headliner And Visor
Figure IHG-110

ITEM	PART NUMBER	QTY	LINE	SERIES	BODY	ENGINE	TRANS	TRIM	DESCRIPTION
-7									CLIP, Z-Axis
	05134564AA	1	1, 5		74			*O0	Attach Overhead Console
	05136775AA	1	1, 5		74			*O0	Attach Coat Hook
8	05134565AA	1	1, 5		74			*O0	SCREW
9	06504135	1	1, 5		74				PIN, Push In, M6.3x15 LG
10	5HG30BD1AC	1	1, 5		74			*O0	VENT, A/C Duct Right
11	5HG31BD1AC	1	1, 5		74			*O0	VENT, A/C Duct Left
<div><div>ASPEN (HG)</div><div>SERIES</div><div>P = PREMIUM</div></div> <div><div>LINE</div><div>1 = Lt. Duty DODGE 2WD</div><div>5 = Lt. Duty DODGE 4WD</div></div> <div><div>BODY</div><div>74 = SPORT UTILITY 4-DR</div><div>TYPE #4</div></div> <div><div>ENGINE</div><div>EVA = 4.7L V8 MPI Engine</div><div>EVD = 4.7L V8 FFV Engine</div><div>EZB = 5.7L Hemi Multi Displacement Engine</div></div> <div><div>TRANSMISSION</div><div>DGQ = 5-Spd Automatic 545RFE</div><div>Transmission</div></div>									

AR = use ase required - = Non illustrated part

Trim Panels A-Pillar and B-Pillar
Figure IHG-210

ITEM	PART NUMBER	QTY	LINE	SERIES	BODY	ENGINE	TRANS	TRIM	DESCRIPTION
1									PANEL, A Pillar Trim
	5JY54BDXAE	1	1, 5		74			*O0	Right
	5JY55BDXAM	1	1, 5		74			*O0	Left
2	5JY55BDXAM	1							PLUG, A Pillar Garnish, (NOT SERVICED)
3	06503245	2	1, 5		74				RIVET
4	06503245	2							SCREW AND WASHER, M6x1.00x25.80, (NOT SERVICED)
5									PANEL, Cowl Side Trim
	5HM92BD1AE	1	1, 5		74			*O0	[J1], Right
	5HM92XD-BAE	1	1, 5		74			*O0	[DB], Right
	5HM93BD1AE	1	1, 5		74			*O0	[J1], Left
	5HM93XD-BAE	1	1, 5		74			*O0	[DB], Left
6									COVER, Fuse Access
	5KR77BD1AA	1	1, 5		74			*O0	[J1]
	5KR77XDBAA	1	1, 5		74			*O0	[DB]
7	5KR77XDBAA	1							SCREW, .190-16x.500, (NOT SERVICED),
8									PANEL, B Pillar Lower Trim
	5HN05BD1AD	1	1, 5		74			*O0	[J1], Left
	5HN05XD-BAD	1	1, 5		74			*O0	[DB], Left
	5HN04BD1AD	1	1, 5		74			*O0	[J1], Right
	5HN04XD-BAD	1	1, 5		74			*O0	[DB], Right
9									PANEL, B Pillar Upper Trim
	5HN00BDXAF	1	1, 5		74			*O0	Without [CJ5] Side Curtain Air Bags, Right
	5HN01BDXAF	1	1, 5		74			*O0	Without [CJ5] Side Curtain Air Bags, Left
	5JF78BDXAF	1	1, 5		74			*O0	With [CJ5] Side Curtain Air Bags, Right
	5JF79BDXAF	1	1, 5		74			*O0	With [CJ5] Side Curtain Air Bags, Left
10	0YS11BDXAA	1	1, 5		74			*O0	HANDLE, Grab
-11	0YS12BDXAA	1	1, 5		74			*O0	PLUG, B Pillar

ASPEN (HG)

SERIES

P = PREMIUM

LINE

1 = Lt. Duty DODGE 2WD
5 = Lt. Duty DODGE 4WD

BODY

74 = SPORT UTILITY 4-DR
TYPE #4

ENGINE

EVA = 4.7L V8 MPI Engine
EVD = 4.7L V8 FFV Engine
EZB = 5.7L Hemi Multi
Displacement Engine

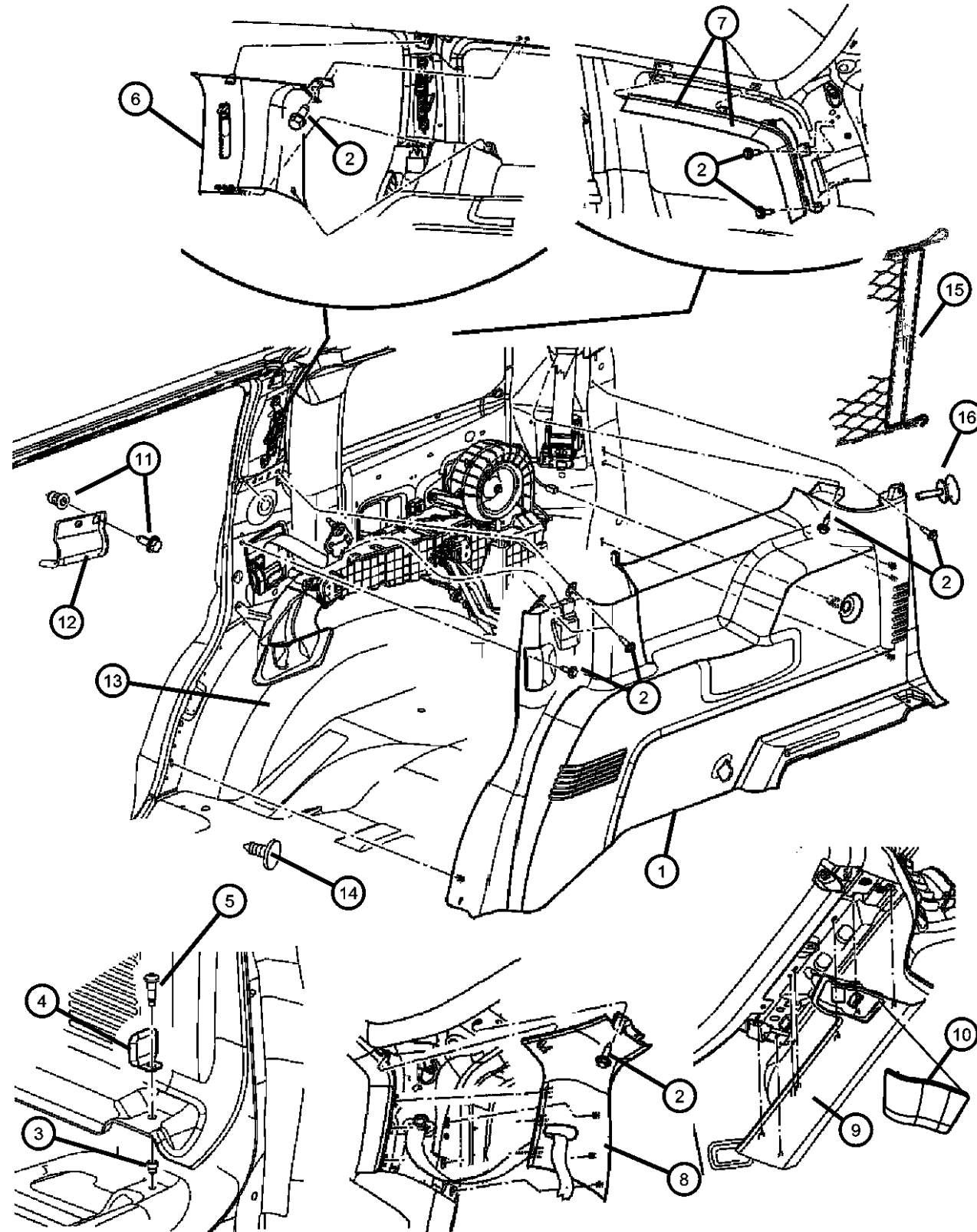
TRANSMISSION

DGQ = 5-Spd Automatic 545RFE
Transmission

AR = use ase required - = Non illustrated part

2007 HG

Trim Panels C-Pillar and D-Pillar
Figure IHG-215



ITEM	PART NUMBER	QTY	LINE	SERIES	BODY	ENGINE	TRANS	TRIM	DESCRIPTION
Sales Code: [RCX] = With Subwoofer									
1	5KS65XDBAA	1	1, 5		74			*O0	PANEL, Quarter Trim [DB] Without [RGD] Subwoofer,With [JRC] Power Liftgate, Left
	5KT60BD1AA	1	1, 5		74			*O0	[J1], Right
	5KT60XDBAA	1	1, 5		74			*O0	[DB], Right
	5KT67BD1AA	1	1, 5		74			*O0	[J1] With [RGD] Subwoofer,Without [JRC] Power Liftgate, Left
	5KT67XDBAA	1	1, 5		74			*O0	[DB] With [RGD] Subwoofer,Without [JRC] Power Liftgate, Left
	5KY61BD1AA	1	1, 5		74			*O0	[J1] Without [RGD] Subwoofer,Without [JRC] Power Liftgate, Left
	5KY61XDBAA	1	1, 5		74			*O0	[DB] Without [RGD] Subwoofer,Without [JRC] Power Liftgate, Left
	5KS63BD1AA	1	1, 5		74			*O0	[J1] With [RGD] Subwoofer,With [JRC] Power Liftgate, Left
	5KS63XDBAA	1	1, 5		74			*O0	[DB] With [RGD] Subwoofer,With [JRC] Power Liftgate, Left
	5KS65BD1AA	1	1, 5		74			*O0	[J1] Without [RGD] Subwoofer,With [JRC] Power Liftgate, Left
2	06035556	8	1, 5		74				SCREW, Pan Head Tapping, .19-16x.625
3	06505974AA	2	1, 5		74				NUT, Rivet
4	55361076AB	2	1, 5		74				LOOP, Cargo Tie Down
5	06506954AA	2	1, 5		74				BOLT, Torx
6	5HN03BDXAE	1	1, 5		74			*O0	PANEL, C Pillar Left
	5HN10BDXAE	1	1, 5		74			*O0	Right
7	5HX68BDXAE	1	1, 5		74			*O0	PANEL, Quarter Trim With or Without [JRC] Power Liftgate, Right
	5HX69BDXAE	1	1, 5		74			*O0	Without [JRC] Power Liftgate, Left
	5KJ99BDXAA	1						*O0	With [JRC] Power Liftgate, Left
8	5KA00BDXAB	1						*O0	PANEL, D Pillar Trim With 3rd Seat, Right
	5KA01BDXAB	1						*O0	With 3rd Seat, Without [JRC] Power Liftgate, Left

ASPEN (HG)

SERIES

P = PREMIUM

LINE

1 = Lt. Duty DODGE 2WD
5 = Lt. Duty DODGE 4WD

BODY

74 = SPORT UTILITY 4-DR
TYPE #4

ENGINE

EVA = 4.7L V8 MPI Engine
EVD = 4.7L V8 FFV Engine
EZB = 5.7L Hemi Multi
Displacement Engine

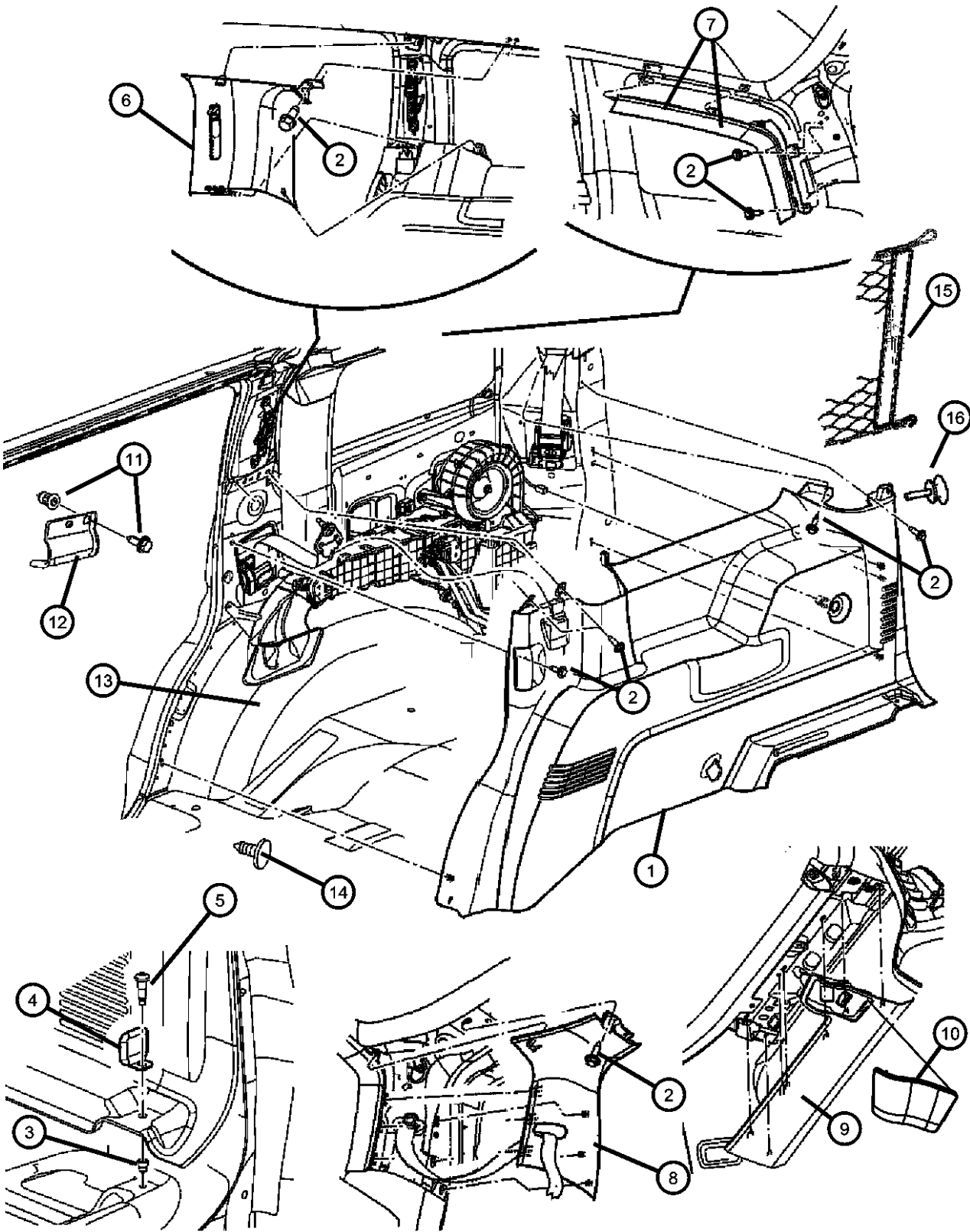
TRANSMISSION

DGQ = 5-Spd Automatic 545RFE
Transmission

AR = use ase required - = Non illustrated part

2007 HG

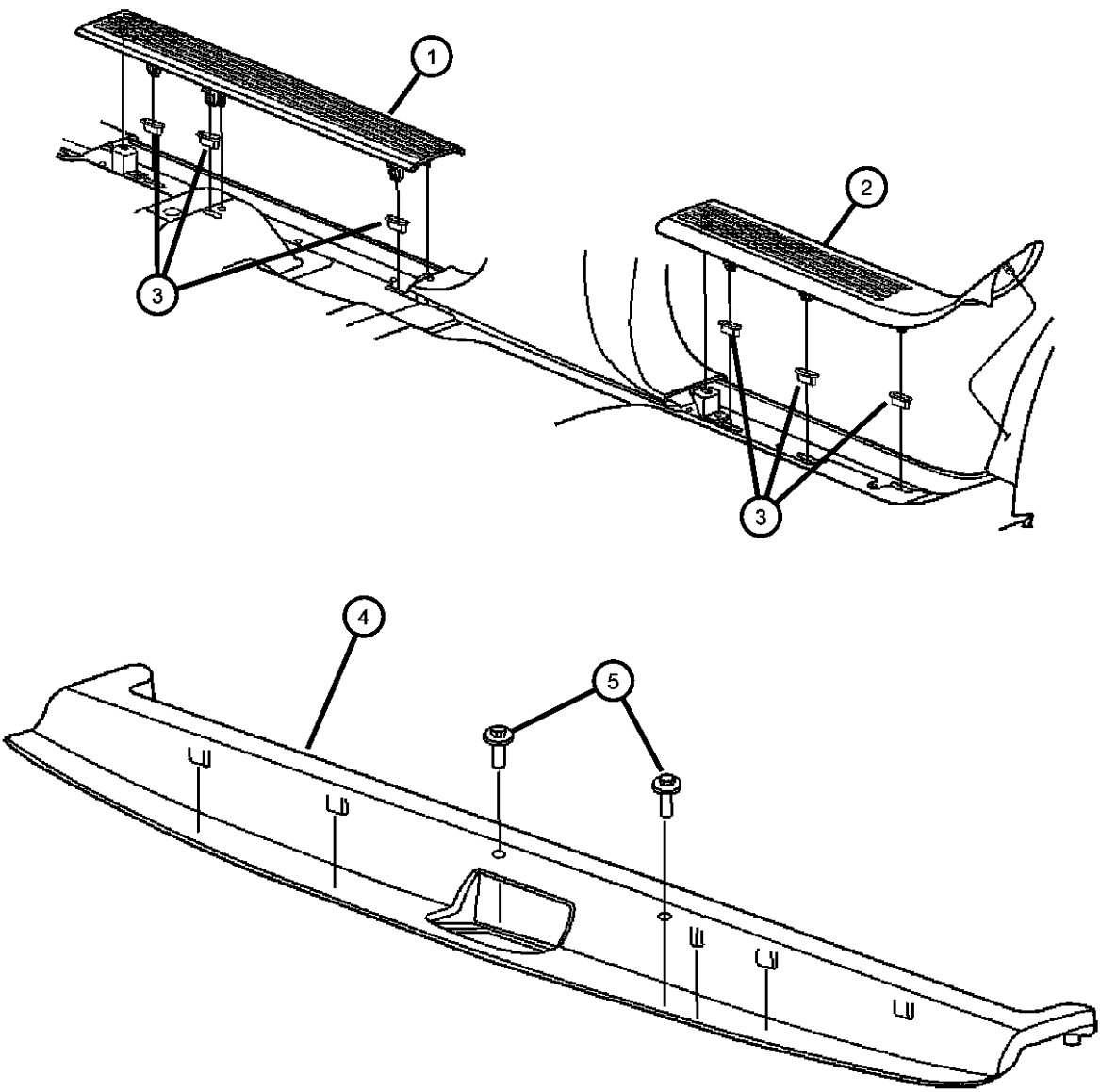
Trim Panels C-Pillar and D-Pillar
Figure IHG-215



ITEM	PART NUMBER	QTY	LINE	SERIES	BODY	ENGINE	TRANS	TRIM	DESCRIPTION
	5KJ93BDXAE	1	1, 5		74			*O0	With 3rd Seat, With [JRC] Power Liftgate, Left
9	5KA02BDXAA	1						*O0	PANEL, Rear Header, Center Belt Bezel Included
10	1BR22BDXAB	1	1, 5		74			*O0	PANEL, Rear Header, Cover
11	06100568	2	1, 5		74				BOLT AND WASHER, Implement Attaching
12	55361202AA	2	5, 1		74				BRACKET, Coat Hook
13									SILENCER, Panel Inner
	55361450AA	1	1, 5		74				Right
	55361451AA	1	1, 5		74				Left
14									PIN, Push
	06505403AA	5	1, 5		74				Right Side
		7	1, 5		74				Left Side
15	55361302AA	1	1, 5		74				NET, Cargo
16	55361303AB	1	1, 5		74			*O0	LOOP, Cargo Tie Down

ASPEN (HG)	LINE	BODY	ENGINE	TRANSMISSION
SERIES				
P = PREMIUM	1 = Lt. Duty DODGE 2WD 5 = Lt. Duty DODGE 4WD	74 = SPORT UTILITY 4-DR TYPE #4	EVA = 4.7L V8 MPI Engine EVD = 4.7L V8 FFV Engine EZB = 5.7L Hemi Multi Displacement Engine	DGQ = 5-Spd Automatic 545RFE Transmission

Scuff Plates
Figure IHG-220

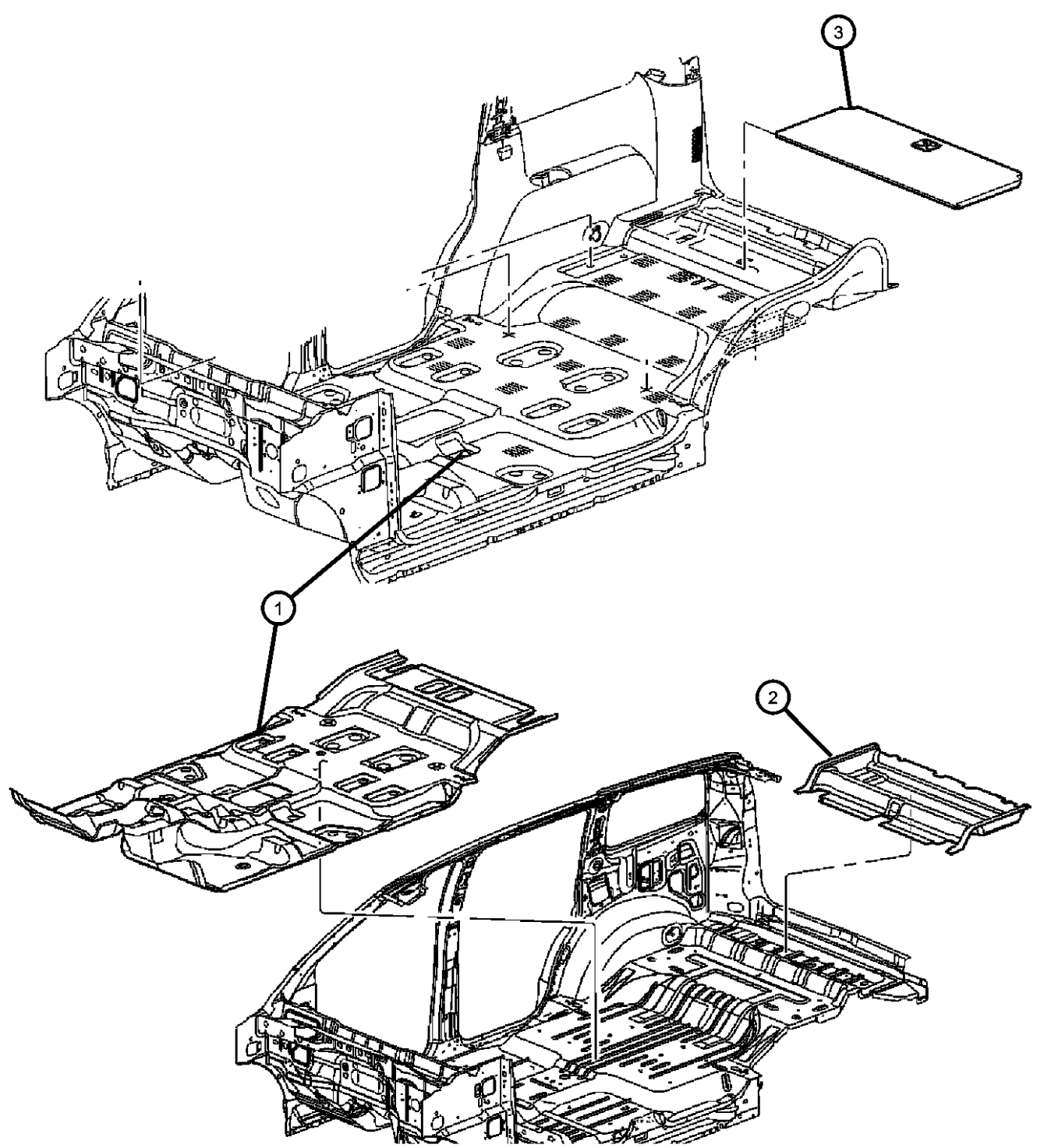


ITEM	PART NUMBER	QTY	LINE	SERIES	BODY	ENGINE	TRANS	TRIM	DESCRIPTION
1	5HN14BD1AC	1	1, 5		74			*O0	PLATE, Scuff, Front
	5HN14XD-BAC	1	1, 5		74			*O0	[J1], Right
	5HN15BD1AC	1	1, 5		74			*O0	[DB], Right
	5HN15XD-BAC	1	1, 5		74			*O0	[J1], Left
2	5HN16BD1AF	1	1, 5		74			*O0	[DB], Left
	5HN16XDBAF	1	1, 5		74			*O0	PLATE, Scuff, Rear
	5HN17XDBAF	1	1, 5		74			*O0	[J1], Right
	5HN17BD1AF	1	1, 5		74			*O0	[DB], Right
3	06506540AA	12	1, 5		74				[DB], Left
4	5HN12BD1AF	1	1, 5		74			*O0	RETAINER, Scuff Plate
	5HN12XDBAF	1	1, 5		74			*O0	PLATE, Liftgate Scuff
	06035556	2	1, 5		74				[J1]
5									[DB]
									SCREW, Pan Head Tapping, .19-16x.625

ASPEN (HG)				
SERIES	LINE	BODY	ENGINE	TRANSMISSION
P = PREMIUM	1 = Lt. Duty DODGE 2WD 5 = Lt. Duty DODGE 4WD	74 = SPORT UTILITY 4-DR TYPE #4	EVA = 4.7L V8 MPI Engine EVD = 4.7L V8 FFV Engine EZB = 5.7L Hemi Multi Displacement Engine	DGQ = 5-Spd Automatic 545RFE Transmission

Carpet
Figure IHG-310

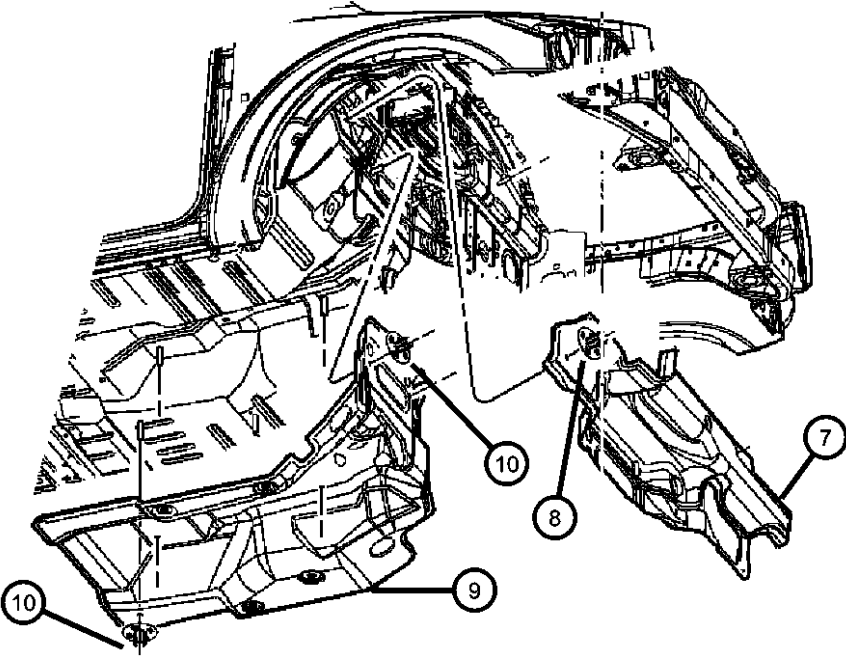
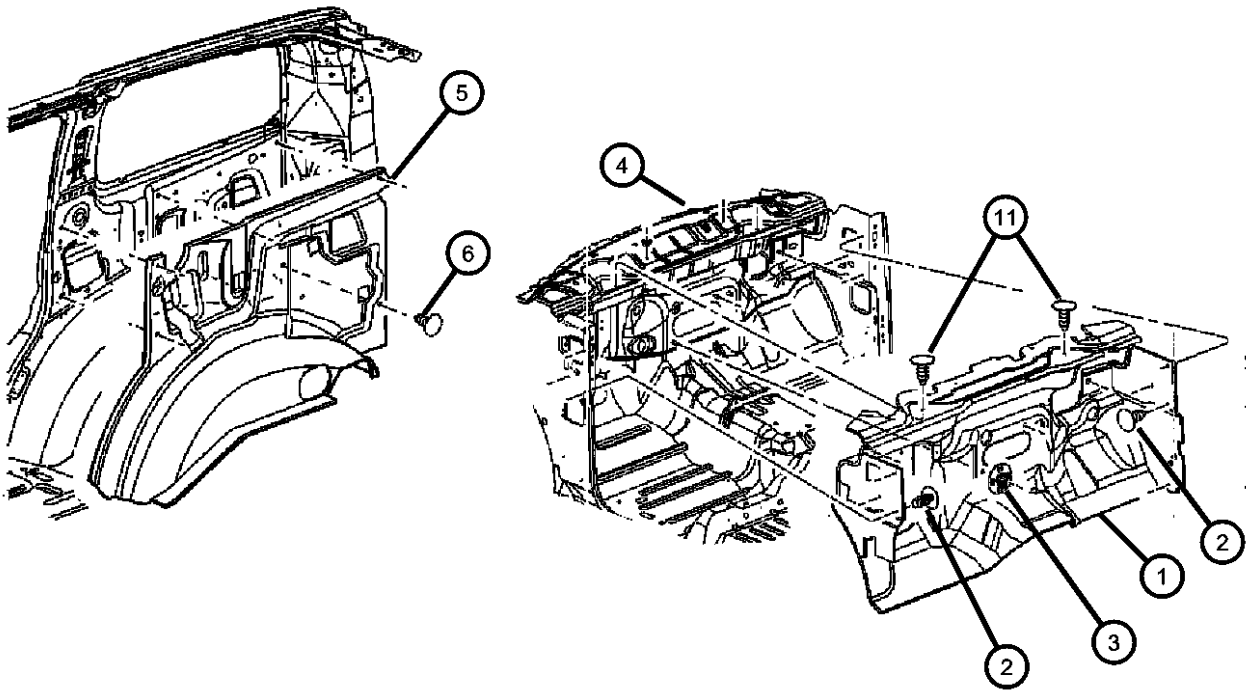
ITEM	PART NUMBER	QTY	LINE	SERIES	BODY	ENGINE	TRANS	TRIM	DESCRIPTION
1									CARPET, Full Floor
	5KQ13XD-HAB	1	1, 5		74			*O0	[DB]
	5KQ13ZJ8AB	1	1, 5		74			*O0	[J1]
2	55365027AF	1							MAT, Storage Tray
3									LID, Load Floor
	5HP851D1AF	1	1, 5		74			*DZ	[J1]
	5HP851DHAF	1	1, 5		74			*S7	[DB]
		1	1, 5		74			*CJ	[DB]
	5HP851J8AF	1	1, 5		74			*S7	[J1]
		1	1, 5		74			*CJ	[J1]
-4	55361302AA	1	1, 5		74				NET, Cargo
5									MAT KIT, Front & rear, Carpet
	1GD711DHAA	1	1, 5		74			*O0	[DB]
	1GD711J8AA	1	1, 5		74			*O0	[J1]



ASPEN (HG)	LINE	BODY	ENGINE	TRANSMISSION
SERIES				
P = PREMIUM	1 = Lt. Duty DODGE 2WD 5 = Lt. Duty DODGE 4WD	74 = SPORT UTILITY 4-DR TYPE #4	EVA = 4.7L V8 MPI Engine EVD = 4.7L V8 FFV Engine EZB = 5.7L Hemi Multi Displacement Engine	DGQ = 5-Spd Automatic 545RFE Transmission

AR = use ase required - = Non illustrated part

Silencers
Figure IHG-320

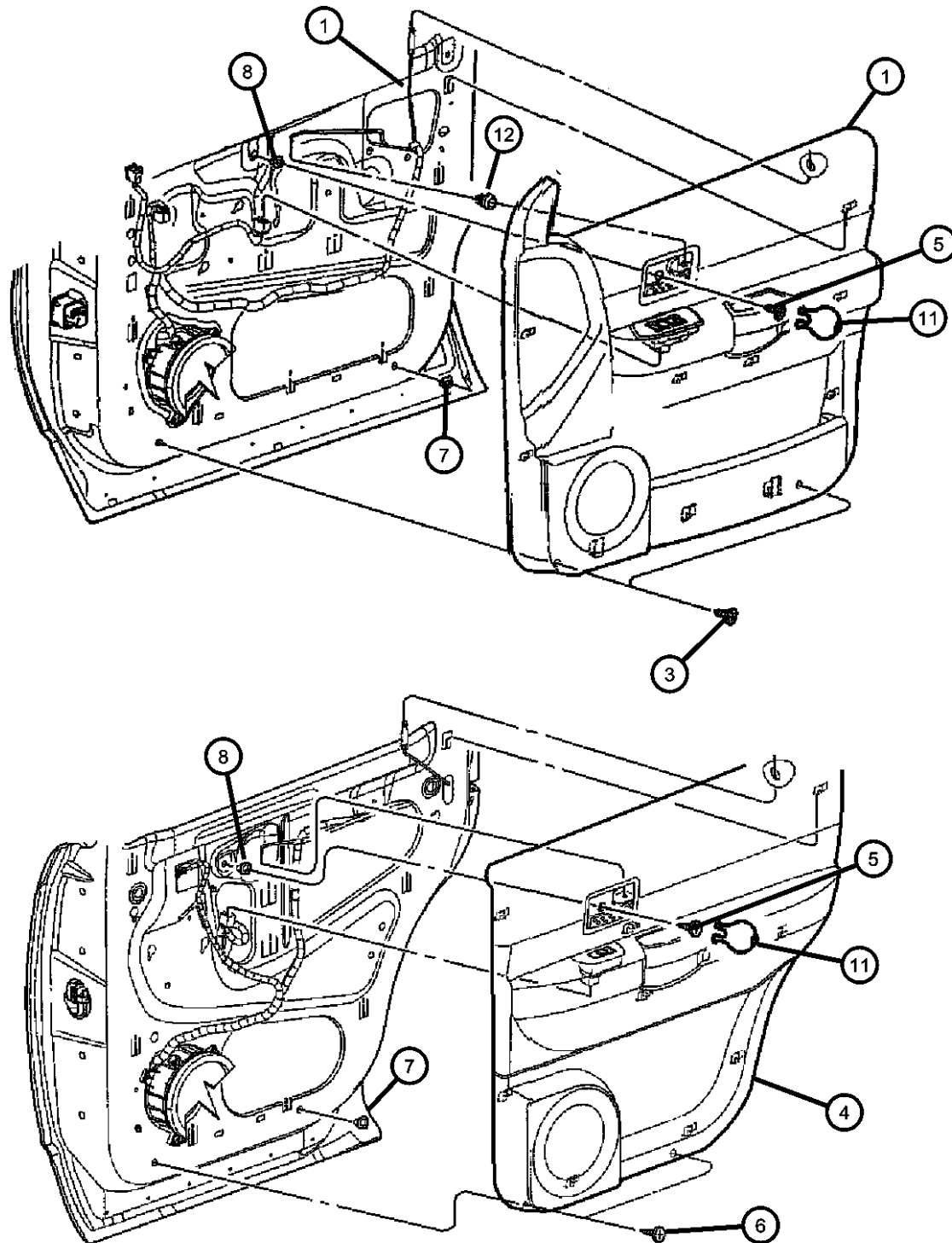


ITEM	PART NUMBER	QTY	LINE	SERIES	BODY	ENGINE	TRANS	TRIM	DESCRIPTION
1	55361114AC	1	1, 5		74				SILENCER, Dash Panel
2	06505403AA	7	1, 5		74				PIN, Push
3	06508463AA	5	1, 5		74				NUT, Plastic
4	56021909AA	2	1, 5		74				GROMMET, Body Wiring
5									SILENCER, Panel Inner
	55361450AA	1	1, 5		74				Right
	55361451AA	1	1, 5		74				Left
6	06505403AA	7	1, 5		74				PIN, Push
7	55365022AC	1	1, 5		74				SILENCER, Plenum And Dash Panel
8	06506099AA	2	1, 5		74				NUT, Push-On Spring, 3
9	55361115AB	1	1, 5		74				SILENCER, Floor Pan Front Tunnel
10	06508463AA	5	1, 5		74				NUT, Plastic
11	06508463AA	5							PIN, Push, Inner Dash Silencer, (NOT SERVICED)

ASPEN (HG)				
SERIES	LINE	BODY	ENGINE	TRANSMISSION
P = PREMIUM	1 = Lt. Duty DODGE 2WD 5 = Lt. Duty DODGE 4WD	74 = SPORT UTILITY 4-DR TYPE #4	EVA = 4.7L V8 MPI Engine EVD = 4.7L V8 FFV Engine EZB = 5.7L Hemi Multi Displacement Engine	DGQ = 5-Spd Automatic 545RFE Transmission

AR = use ase required - = Non illustrated part

Door Trim Panels
Figure IHG-410



ITEM	PART NUMBER	QTY	LINE	SERIES	BODY	ENGINE	TRANS	TRIM	DESCRIPTION
1									PANEL, Front Door Trim
	1FB451D1AC	1	1, 5		74			*O0	[J1] With [RCD] 4-Speakers,Without [LEZ] Radio/Driver Seat/Mirrors/HVAC Switch, Left
	1FB451DBAC	1	1, 5		74			*O0	[DB] With [RCD] 4-Speakers,Without [LEZ] Radio/Driver Seat/Mirrors/HVAC Switch, Left
	5KK981D1AE	1	1, 5		74			*O0	[J1] With [RGC or RGD] Speaker System, Right
	5KK981DBAE	1	1, 5		74			*O0	[DB] With [RGC or RGD] Speaker System, Right
	5KK991D1AE	1	1, 5		74			*O0	[J1] With [RGC or RGD] Speaker System,With [LEZ] Radio/Driver Seat/Mirrors and HVAC Switch], Left
	5KK991DBAE	1	1, 5		74			*O0	[DB] With [RGC or RGD] Speaker System,With [LEZ] Radio/Driver Seat/Mirrors and HVAC Switch], Left
	1DZ911D1AE	1	1, 5		74			*O0	[J1] With [RGC or RGD] Speaker System,Without [LEZ] Radio/Driver Seat/Mirrors and HVAC Switch], Left
	1DZ911DBAE	1	1, 5		74			*O0	[DB] With [RGC or RGD] Speaker System,Without [LEZ] Radio/Driver Seat/Mirrors and HVAC Switch], Left
	1FB441D1AC	1	1, 5		74			*O0	[J1] With [RCD] 4-Speakers, Right
	1FB441DBAC	1	1, 5		74			*O0	[DB] With [RCD] 4-Speakers, Right
-2	05179299AA	1	1, 5		74			*O0	REFLECTOR, Door Trim Panel
3	06101946	4	1, 5		74				SCREW, Tapping
4									PANEL, Rear Door Trim
	1FB541D1AC	1	1, 5		74			*O0	[J1] With [RCD] Speaker System, Right
	1FB541DBAC	1	1, 5		74			*O0	[DB] With [RCD] Speaker System, Right
	1FB551D1AC	1	1, 5		74			*O0	[J1] With [RCD] Speaker System, Left
	1FB551DBAC	1	1, 5		74			*O0	[DB] With [RCD] Speaker System, Left
	1GN381D1AA	1	1, 5		74			*O0	[J1] With [RGC or RGD] Speaker System, Right
	1GN381DBAA	1	1, 5		74			*O0	[DB] With [RGC or RGD] Speaker System, Right

ASPEN (HG)

SERIES

P = PREMIUM

LINE

1 = Lt. Duty DODGE 2WD
5 = Lt. Duty DODGE 4WD

BODY

74 = SPORT UTILITY 4-DR
TYPE #4

ENGINE

EVA = 4.7L V8 MPI Engine
EVD = 4.7L V8 FFV Engine
EZB = 5.7L Hemi Multi
Displacement Engine

TRANSMISSION

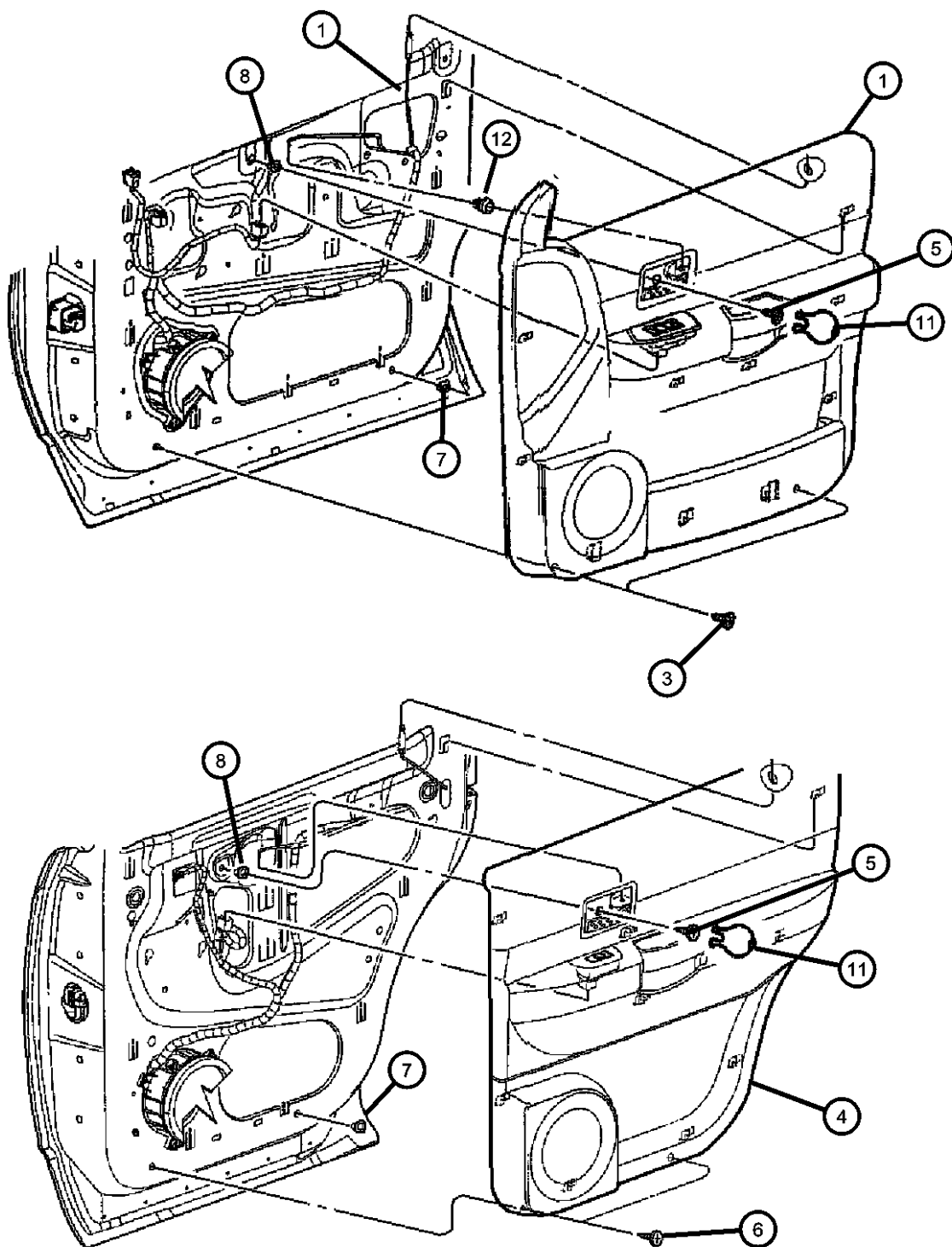
DGQ = 5-Spd Automatic 545RFE
Transmission

AR = use ase required - = Non illustrated part

2007 HG

Door Trim Panels
Figure IHG-410

ITEM	PART NUMBER	QTY	LINE	SERIES	BODY	ENGINE	TRANS	TRIM	DESCRIPTION
	1GN391D1AA	1	5, 1		74			*O0	[J1] With [RGC or RGD] Speaker System, Left
	1GN391DBAA	1	1, 5		74			*O0	[DB] With [RGC or RGD] Speaker System, Left
5	1GN391DBAA	1							SCREW, .250-14x.875, (NOT SERVICED),
6	06101946	4	1, 5		74				SCREW, Tapping
7	06507009AA	2	1, 5		74				NUT, Plastic Snap-in
8	06501773	2	1, 5		74				NUT, Plastic Snap-in
-9									BEZEL, Lock Knob
	5HD44XD-HAC	1	1, 5		74			*O0	[J1]
	5HD441DBAC	1	1, 5		74			*O0	[DB]
-10									GRILLE, Speaker, Rear Door
	1AA041DBAA	1	1, 5		74			*O0	[DB], Right & Left
	1AA04ZJ8AA	1	1, 5		74			*O0	[J1], Right & Left
11									CAP, Handle Screw Cover
	1AA731DBAA	1	1, 5		74			*O0	[DB]
	1AA73ZJ8AA	1	1, 5		74			*O0	[J1]
12	05166551AA	1	1, 5		74			*O0	FASTENER, Door Trim Panel



ASPEN (HG)

SERIES

P = PREMIUM

LINE

1 = Lt. Duty DODGE 2WD
5 = Lt. Duty DODGE 4WD

BODY

74 = SPORT UTILITY 4-DR
TYPE #4

ENGINE

EVA = 4.7L V8 MPI Engine
EVD = 4.7L V8 FFV Engine
EZB = 5.7L Hemi Multi
Displacement Engine

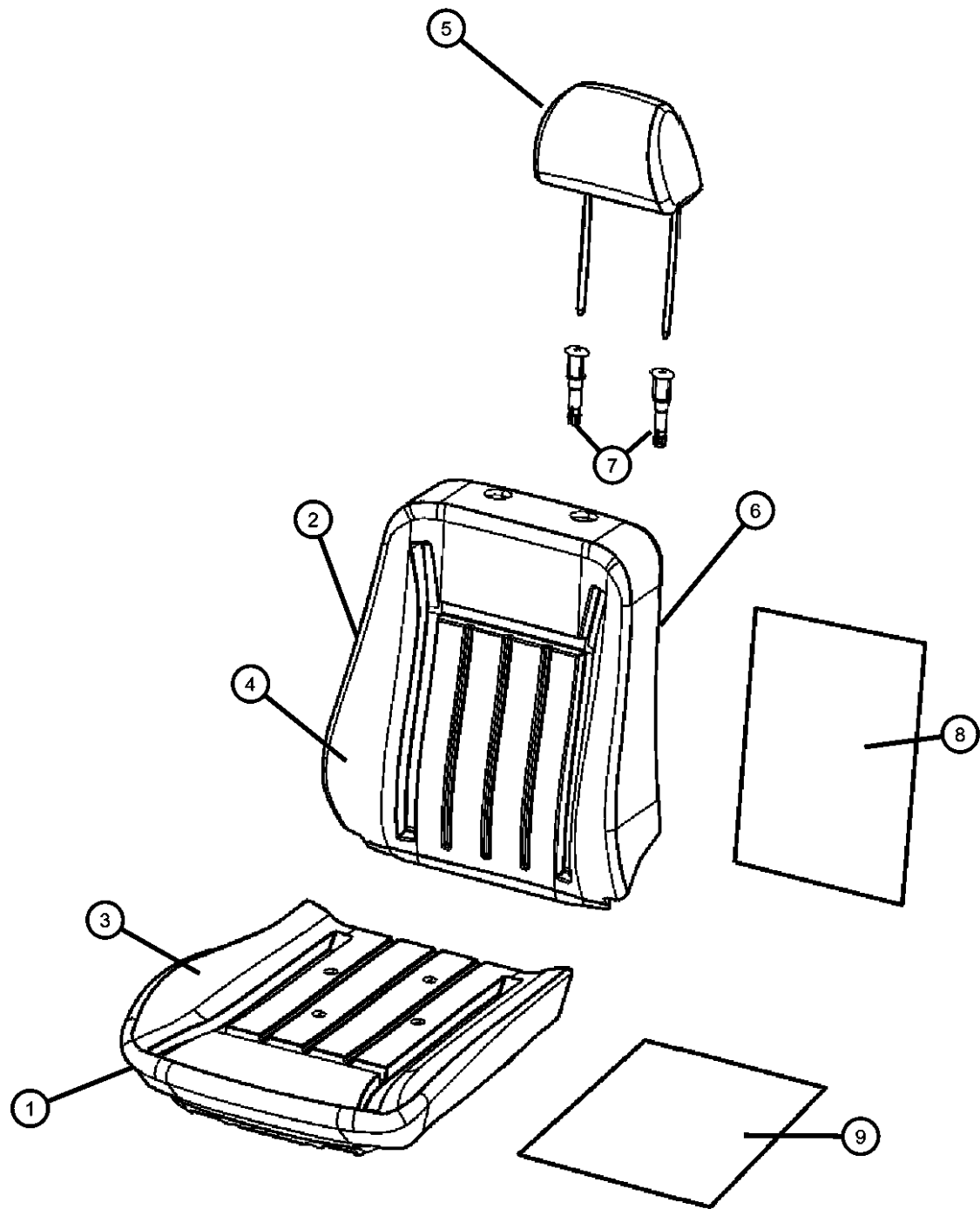
TRANSMISSION

DGQ = 5-Spd Automatic 545RFE
Transmission

AR = use ase required - = Non illustrated part

2007 HG

Seat Front, Bucket Seat Trim Code [CJ]
Figure IHG-510



ITEM	PART NUMBER	QTY	LINE	SERIES	BODY	ENGINE	TRANS	TRIM	DESCRIPTION
1	1FN551D5AA	1	1, 5		74			*CJ	COVER, Front Seat Cushion
	1FN551J3AA	1	1, 5		74			*CJ	[DB], Right & Left
2	1FN561J3AA	1	1, 5		74			*CJ	COVER, Front Seat Back
	1FN561D5AA	1	1, 5		74			*CJ	[J1], Right & Left
3	05179569AA	1	1, 5		74			*CJ	FOAM, Seat CushionRight & Left
4	05166233AA	1	1, 5		74			*CJ	FOAM, Seat BackRight & Left
5	1FL951D5AA	1	1, 5		74			*CJ	HEADREST, Front
	1FL951J3AA	1	1, 5		74			*CJ	[DB]
6	0ZV801D5AB	1	1, 5		74			*CJ	PANEL, Front Seat Back
	0ZV801J3AB	1	1, 5		74			*CJ	[J1], Right
	0ZV811D5AB	1	1, 5		74			*CJ	[DB], Left
	0ZV811J3AB	1	1, 5		74			*CJ	[J1], Left
7	0ZZ521J3AA	1	1, 5		74			*CJ	CYLINDER, Headrest
	0ZZ521D5AA	1	1, 5		74			*CJ	[J1], Right
	0ZZ531D5AA	1	1, 5		74			*CJ	[DB], Right
	0ZZ531J3AA	1	1, 5		74			*CJ	[DB], Left
8	05000014AA	1	1, 5		74			*CJ	[J1], Left
9	05000013AB	1	1, 5		74			*CJ	HEATER, BackRight & Left
								*CJ	HEATER, CushionRight & Left

ASPEN (HG)

SERIES

P = PREMIUM

LINE

1 = Lt. Duty DODGE 2WD
5 = Lt. Duty DODGE 4WD

BODY

74 = SPORT UTILITY 4-DR
TYPE #4

ENGINE

EVA = 4.7L V8 MPI Engine
EVD = 4.7L V8 FFV Engine
EZB = 5.7L Hemi Multi
Displacement Engine

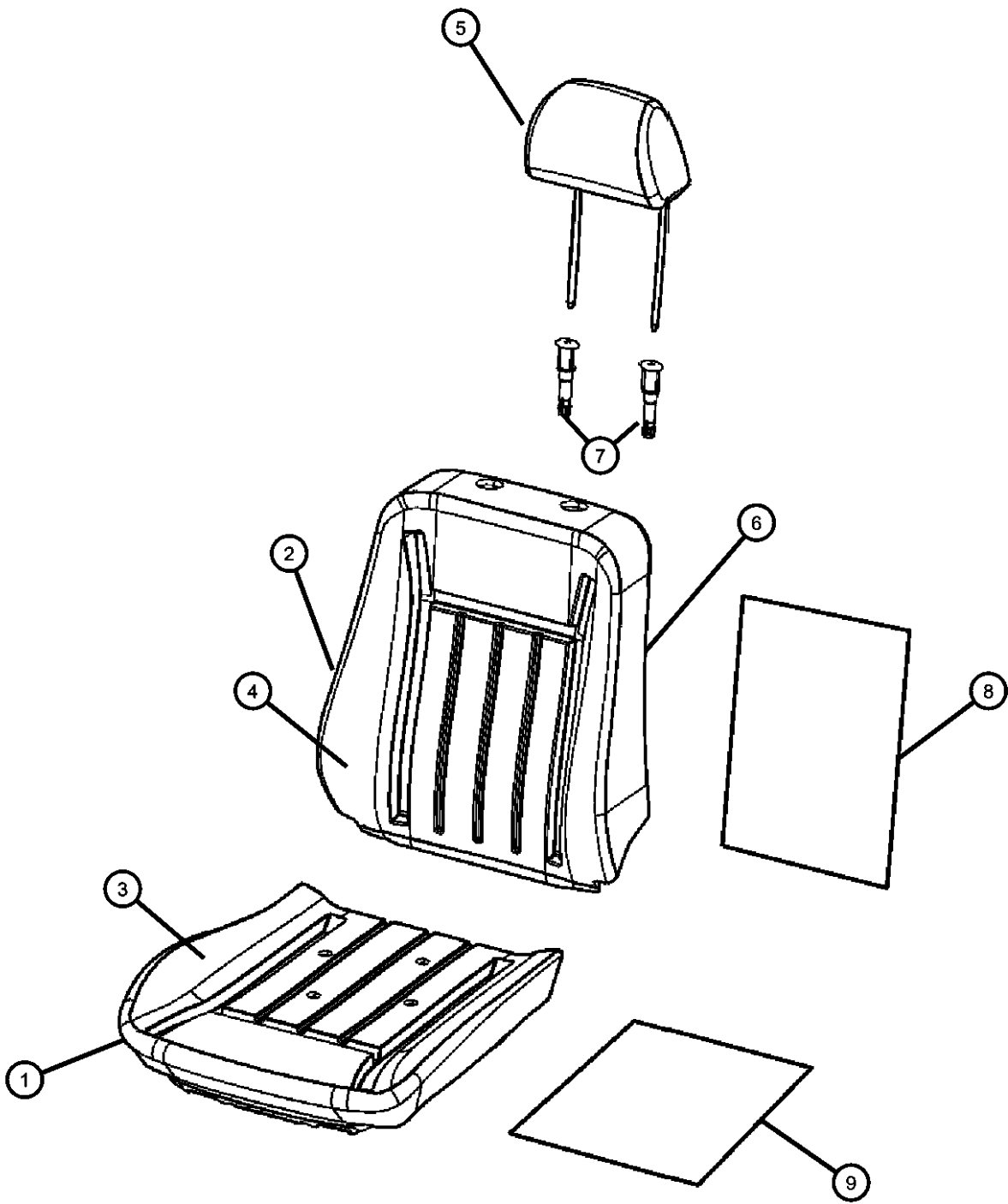
TRANSMISSION

DGQ = 5-Spd Automatic 545RFE
Transmission

AR = use ase required - = Non illustrated part

2007 HG

Seat Front, Bucket Seat Trim Code [DZ]
 Figure IHG-520

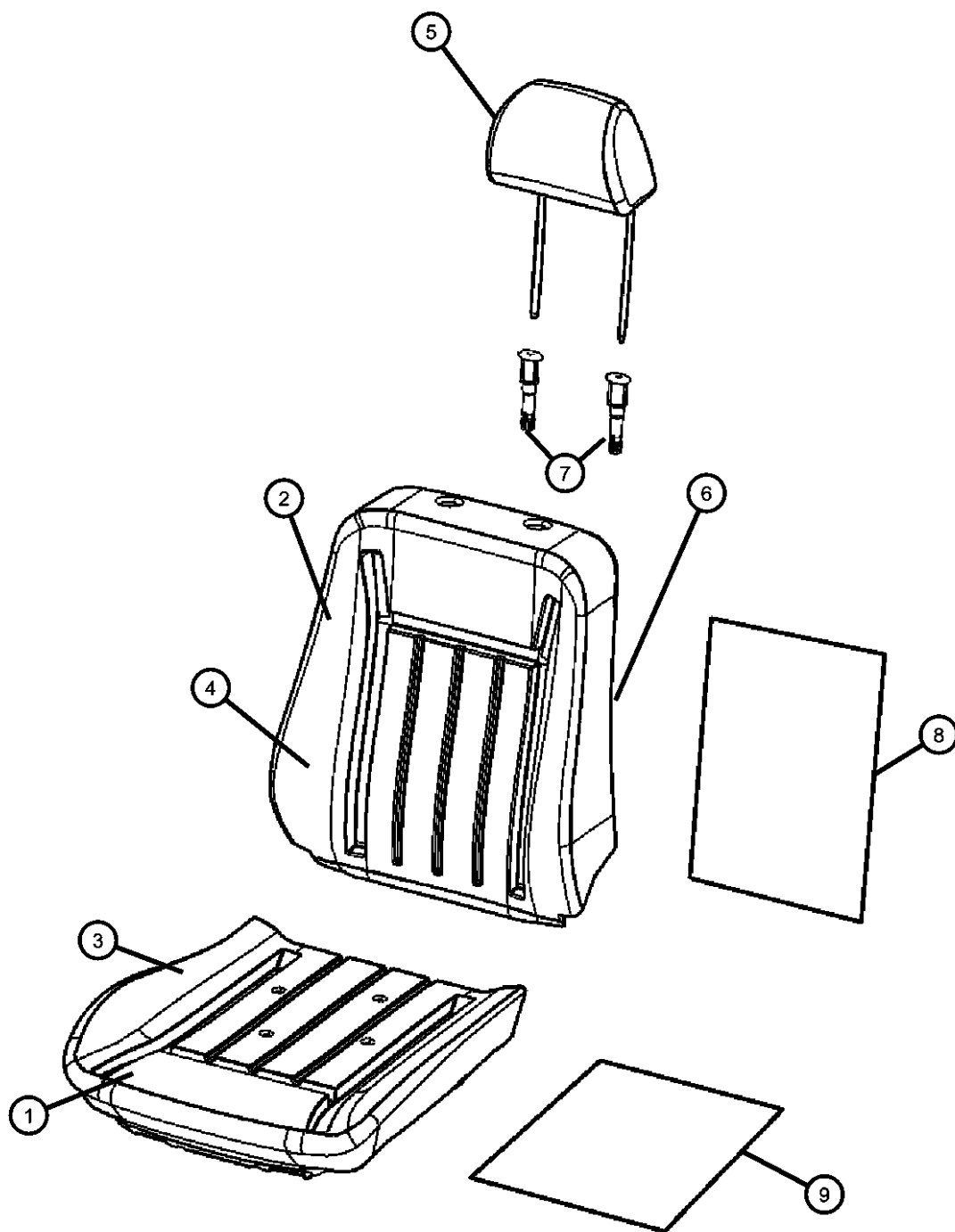


ITEM	PART NUMBER	QTY	LINE	SERIES	BODY	ENGINE	TRANS	TRIM	DESCRIPTION
1	1FQ241D1AA	1	1, 5		74			*DZ	COVER, Front Seat Cushion, [J1], Right & Left
2	1FQ261D1AA	1	1, 5		74			*DZ	COVER, Front Seat Back, [J1]
3	05179569AA	1	1, 5		74			*DZ	FOAM, Seat CushionRight & Left
4	05166233AA	1	1, 5		74			*DZ	FOAM, Seat BackRight & Left
5	1FQ221D1AA	1	1, 5		74			*DZ	HEADREST, Front, [J1]
6									PANEL, Front Seat Back
	0ZV801D1AB	1	1, 5		74			*DZ	[J1], Right
	0ZV811D1AB	1	1, 5		74			*DZ	[J1], Left
7									CYLINDER, Headrest
	0ZZ521D5AA	1	1, 5		74			*DZ	[J1], Right
	0ZZ531D1AA	1	1, 5		74			*DZ	[J1], Left
8	05000014AA	1	1, 5		74			*DZ	HEATER, Back
9	05000013AB	1	1, 5		74			*DZ	HEATER, Cushion

ASPEN (HG)				
SERIES	LINE	BODY	ENGINE	TRANSMISSION
P = PREMIUM	1 = Lt. Duty DODGE 2WD 5 = Lt. Duty DODGE 4WD	74 = SPORT UTILITY 4-DR TYPE #4	EVA = 4.7L V8 MPI Engine EVD = 4.7L V8 FFV Engine EZB = 5.7L Hemi Multi Displacement Engine	DGQ = 5-Spd Automatic 545RFE Transmission

AR = use ase required - = Non illustrated part

Seat, Front, Bucket Seat Trim Code [S7]
Figure IHG-530



ITEM	PART NUMBER	QTY	LINE	SERIES	BODY	ENGINE	TRANS	TRIM	DESCRIPTION
1									COVER, Front Seat Cushion
	1FN541J3AA	1	1, 5		74			*S7	[J1], Right & Left
	1FN541D5AA	1	1, 5		74			*S7	[DB], Right & Left
2									COVER, Front Seat Back
	1FN531D5AA	1	1, 5		74			*S7	[DB]
	1FN531J3AA	1	1, 5		74			*S7	[J1]
3	05179569AA	1	1, 5		74			*S7	FOAM, Seat CushionRight & Left
4	05166233AA	1	1, 5		74			*S7	FOAM, Seat BackRight & Left
5									HEADREST, Front
	1FN521D5AA	1	1, 5		74			*S7	[DB]
	1FN521J3AA	1	1, 5		74			*S7	[J1]
6									PANEL, Front Seat Back
	0ZV801D5AB	1	1, 5		74			*S7	[DB], Right
	0ZV801J3AB	1	1, 5		74			*S7	[J1], Right
	0ZV811D5AB	1	1, 5		74			*S7	[DB], Left
	0ZV811J3AB	1	5, 1		74			*S7	[J1], Left
7									CYLINDER, Headrest
	0ZZ521D5AA	1	1, 5		74			*S7	[DB], Right
	0ZZ521J3AA	1	1, 5		74			*S7	[J1], Right
	0ZZ531D5AA	1	1, 5		74			*S7	[DB], Left
	0ZZ531J3AA	1	1, 5		74			*S7	[J1], Left
8	05000014AA	1	1, 5		74			*S7	HEATER, Back
9	05000013AB	1	1, 5		74			*S7	HEATER, Cushion

ASPEN (HG)

SERIES

P = PREMIUM

LINE

1 = Lt. Duty DODGE 2WD
5 = Lt. Duty DODGE 4WD

BODY

74 = SPORT UTILITY 4-DR
TYPE #4

ENGINE

EVA = 4.7L V8 MPI Engine
EVD = 4.7L V8 FFV Engine
EZB = 5.7L Hemi Multi
Displacement Engine

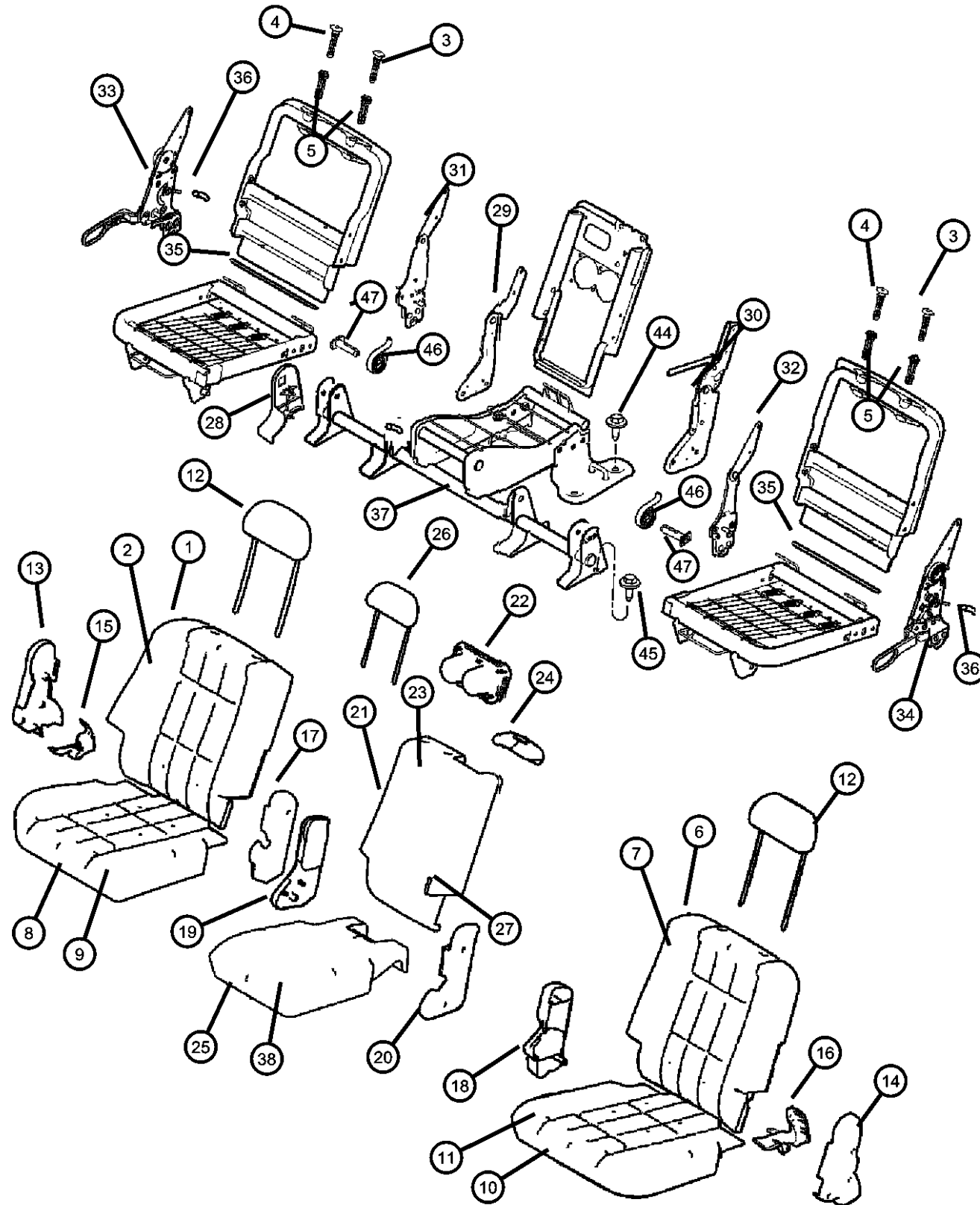
TRANSMISSION

DGQ = 5-Spd Automatic 545RFE
Transmission

AR = use ase required - = Non illustrated part

2007 HG

Second Row
Figure IHG-610

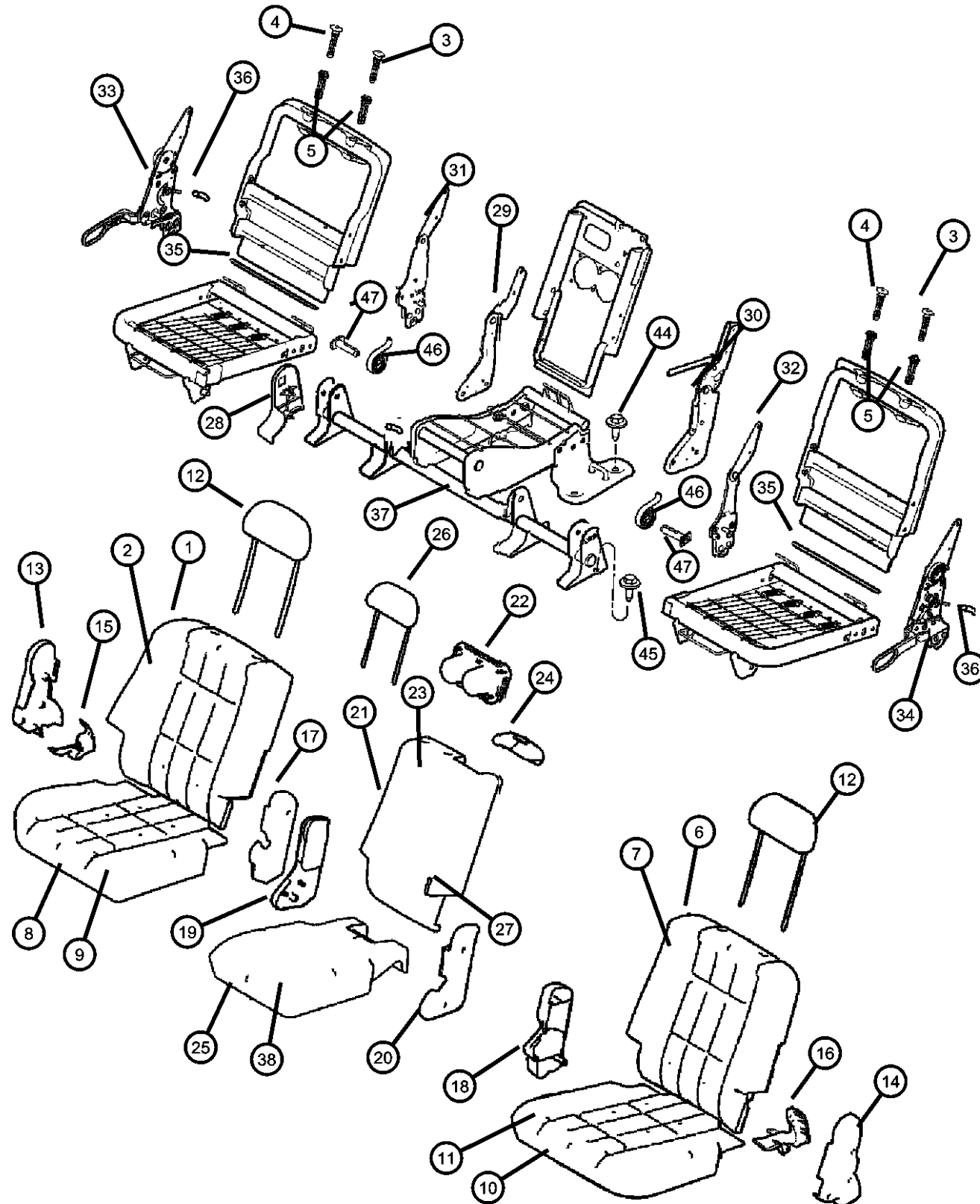


ITEM	PART NUMBER	QTY	LINE	SERIES	BODY	ENGINE	TRANS	TRIM	DESCRIPTION
Note: CFU Seats = 2nd Seat Bucket CGL Seats = 2nd Seat 40/20/40 Reclining CFQ Seats = 2nd Seat 40/20/40 Folding									
1									SEAT BACK, Rear, Right, Includes Seat Cover
	1FR921D1AA	1	1, 5		74			*CJ	[J1] With [CFU] Seats, Without [JPZ] Heated Seats
	1FR921D5AA	1	1, 5		74			*CJ	[DB] Without [JPZ] Heated Seats
	1FR921J3AA	1	1, 5		74			*CJ	[J1] With [CGL] Seats, Without [JPZ] Heated Seats
	1FS041D5AA	1	1, 5		74			*S7	[DB]
	1FS041J3AA	1	1, 5		74			*S7	[J1]
	1FS401D1AA	1	1, 5		74			*DZ	[J1] Without [JPZ] Heated Seats
	1FU181D1AA	1	1, 5		74			*DZ	[J1] With [JPZ] Heated Seats
	1FU301D1AA	1	1, 5		74			*CJ	[J1] With [JPZ] Heated Seats
	1FU301D5AA	1	1, 5		74			*CJ	[DB] With [JPZ] Heated Seats
2									COVER, Rear Seat Back, Right
	1FR941D5AA	1	1, 5		74			*CJ	[D5]
	1FR941J3AA	1	1, 5		74			*CJ	[J1] With [CGL] Seats
	1FS081D5AA	1	1, 5		74			*S7	[DB]
	1FS081J3AA	1	1, 5		74			*S7	[J1]
	1FS421D1AA	1	1, 5		74			*DZ	[J1]
	1FR941D1AA	1	1, 5		74			*CJ	[J1] With [CFU] Seats
3									SLEEVE, Headrest, Locking
	05066261AA	2	1, 5		74			*DZ	
		2	1, 5		74			*CJ	
		2	1, 5		74			*S7	
4									SLEEVE, Headrest, Non-Locking
	05066311AA	2	1, 5		74			*CJ	
		2	1, 5		74			*S7	
		2	5, 1		74			*DZ	
5									CLIP, Headrest
	05066313AA	2	1, 5		74			*CJ	
		2	1, 5		74			*S7	
		2	1, 5		74			*DZ	
6									SEAT BACK, Rear, Left, Includes Seat Cover
ASPEN (HG) SERIES P = PREMIUM									
		LINE		BODY		ENGINE		TRANSMISSION	
		1 = Lt. Duty DODGE 2WD 5 = Lt. Duty DODGE 4WD		74 = SPORT UTILITY 4-DR TYPE #4		EVA = 4.7L V8 MPI Engine EVD = 4.7L V8 FFV Engine EZB = 5.7L Hemi Multi Displacement Engine		DGQ = 5-Spd Automatic 545RFE Transmission	

AR = use ase required - = Non illustrated part

2007 HG

Second Row
Figure IHG-610



ITEM	PART NUMBER	QTY	LINE	SERIES	BODY	ENGINE	TRANS	TRIM	DESCRIPTION
7	1FR931D1AA	1	1, 5		74			*CJ	[J1] With [CFU] Seats Without [JPZ] Heated Seats
	1FR931D5AA	1	1, 5		74			*CJ	[DB] Without [JPZ] Heated Seats
	1FR931J3AA	1	1, 5		74			*CJ	[J1] With [CGL] Seats, Without [JPZ] Heated Seats
	1FS051D5AA	1	1, 5		74			*S7	[DB]
	1FS051J3AA	1	1, 5		74			*S7	[J1]
	1FS411D1AA	1	1, 5		74			*DZ	[J1] Without [JPZ] Heated Seats
	1FU191D1AA	1	1, 5		74			*DZ	[J1] With [JPZ] Heated Seats
	1FU311D1AA	1	1, 5		74			*CJ	[J1] With [JPZ] Heated Seats
	1FU311D5AA	1	1, 5		74			*CJ	[DB] With [JPZ] Heated Seats
8	1FR951D1AA	1	1, 5		74			*CJ	[J1] With [CFU] Seats
	1FR951D5AA	1	1, 5		74			*CJ	[DB]
	1FR951J3AA	1	1, 5		74			*CJ	[J1] With [CGL] Seats
	1FS091D5AA	1	1, 5		74			*S7	[DB]
	1FS091J3AA	1	1, 5		74			*S7	[J1]
	1FS431D1AA	1	1, 5		74			*DZ	[J1]
9	1FS001D1AA	1	1, 5		74			*CJ	CUSHION, Rear Seat, Right, Includes Seat Cover [J1] With [CFU] Seats Without [JPZ] Heated Seats
	1FS001D5AA	1	1, 5		74			*CJ	[DB] With [CFU] Seats Without [JPZ] Heated Seats
	1FS001J3AA	1	1, 5		74			*CJ	[J1] With [CGL] Seats, Without [JPZ] Heated Seats
	1FS101D5AA	1	1, 5		74			*S7	[DB]
	1FS101J3AA	1	1, 5		74			*S7	[J1]
	1FS461D1AA	1	1, 5		74			*DZ	[J1] Without [JPZ] Heated Seats
	1FU221D1AA	1	1, 5		74			*DZ	[J1] With [JPZ] Heated Seats
	1FU281D1AA	1	1, 5		74			*CJ	[J1] With [JPZ] Heated Seats
	1FU281D5AA	1	1, 5		74			*CJ	[DB] With [JPZ] Heated Seats
	1FR981D5AA	1	1, 5		74			*CJ	COVER, Rear Seat Cushion, Right [DB]
	1FR981J3AA	1	1, 5		74			*CJ	[J1]
	1FS021D1AA	1	1, 5		74			*CJ	[J1] With [CFU] Seats
	1FS021D5AA	1	1, 5		74			*CJ	[DB] With [CFU] Seats
	1FS021J3AA	1	1, 5		74			*CJ	[J1] With [CGL] Seats

ASPEN (HG)
SERIES

P = PREMIUM

LINE

1 = Lt. Duty DODGE 2WD
5 = Lt. Duty DODGE 4WD

BODY

74 = SPORT UTILITY 4-DR
TYPE #4

ENGINE

EVA = 4.7L V8 MPI Engine
EVD = 4.7L V8 FFV Engine
EZB = 5.7L Hemi Multi
Displacement Engine

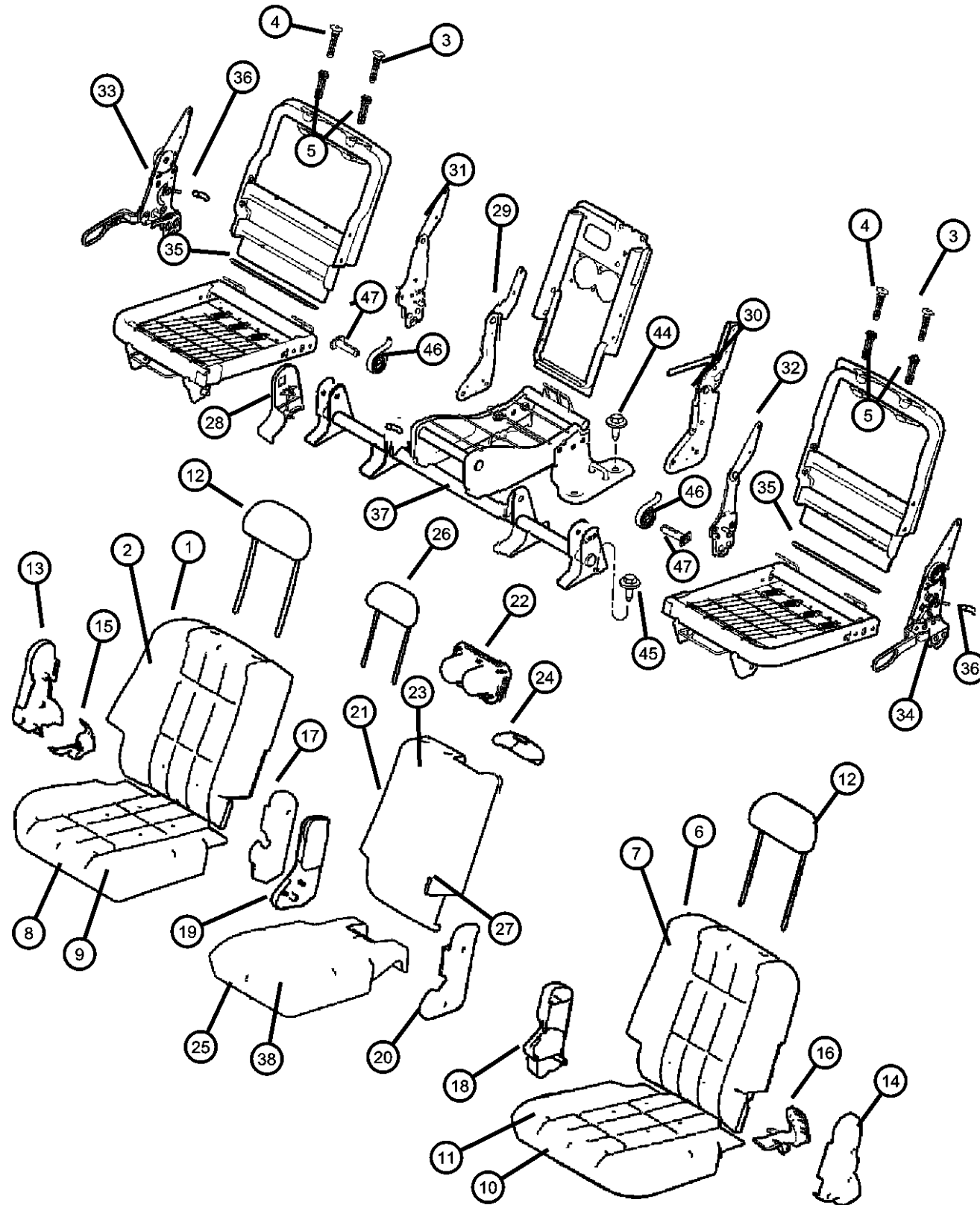
TRANSMISSION

DGQ = 5-Spd Automatic 545RFE
Transmission

AR = use ase required - = Non illustrated part

2007 HG

Second Row
Figure IHG-610



ITEM	PART NUMBER	QTY	LINE	SERIES	BODY	ENGINE	TRANS	TRIM	DESCRIPTION
10	1FS121D5AA	1	1, 5		74			*S7	[DB]
	1FS121J3AA	1	1, 5		74			*S7	[J1]
	1FS481D1AA	1	1, 5		74			*DZ	[J1]
									CUSHION, Rear Seat, Left, Includes Seat Cover
	1FS011D1AA	1	1, 5		74			*CJ	[J1] With [CFU] Seats, Without [JPZ] Heated Seats
	1FS011D5AA	1	1, 5		74			*CJ	[DB]Without [JPZ] Heated Seats
	1FS011J3AA	1	1, 5		74			*CJ	[J1] With [CGL] Seats, Without [JPZ] Heated Seats
	1FS111D5AA	1	1, 5		74			*S7	[DB]
	1FS111J3AA	1	1, 5		74			*S7	[J1]
	1FS471D1AA	1	1, 5		74			*DZ	[J1] With [CGL] Seats
11	1FU231D1AA	1	1, 5		74			*DZ	[J1] With [CFU] Seats
	1FU291D1AA	1	1, 5		74			*CJ	[J1] With [JPZ] Heated Seats
	1FU291D5AA	1	1, 5		74			*CJ	[DB] With [JPZ] Heated Seats
									COVER, Rear Seat Cushion, Left
	1FS031D1AA	1	1, 5		74			*CJ	[J1] With [CFU] Seats
	1FS031D5AA	1	1, 5		74			*CJ	[DB]
	1FS031J3AA	1	1, 5		74			*CJ	[J1] With [CGL] Seats
12	1FS131D5AA	1	1, 5		74			*S7	[DB]
	1FS131J3AA	1	1, 5		74			*S7	[J1]
	1FS491D1AA	1	1, 5		74			*DZ	[J1]
									HEADREST, Rear
	1FQ391D5AA	2	1, 5		74			*S7	[DB]
	1FQ391J3AA	2	1, 5		74			*S7	[J1]
	1FQ681D1AA	2	1, 5		74			*CJ	[J1] With [CFU] Seats
13	1FQ681D5AA	2	1, 5		74			*CJ	[DB]
	1FQ681J3AA	2	5, 1		74			*CJ	[J1] With [CGL] Seats
	1FQ751D1AA	2	1, 5		74			*DZ	[J1]
									COVER, Seat latch, Outboard Outer, Right
	0ZS321D1AA	1	1, 5		74			*CJ	[J1]
		1	1, 5		74			*DZ	[J1]
	0ZS321D5AA	1	1, 5		74			*S7	[DB]
		1	1, 5		74			*CJ	[DB]
	0ZS321J3AA	1	1, 5		74			*S7	[J1]

ASPEN (HG)

SERIES

P = PREMIUM

LINE

1 = Lt. Duty DODGE 2WD

5 = Lt. Duty DODGE 4WD

BODY

74 = SPORT UTILITY 4-DR
TYPE #4

ENGINE

EVA = 4.7L V8 MPI Engine
EVD = 4.7L V8 FFV Engine
EZB = 5.7L Hemi Multi
Displacement Engine

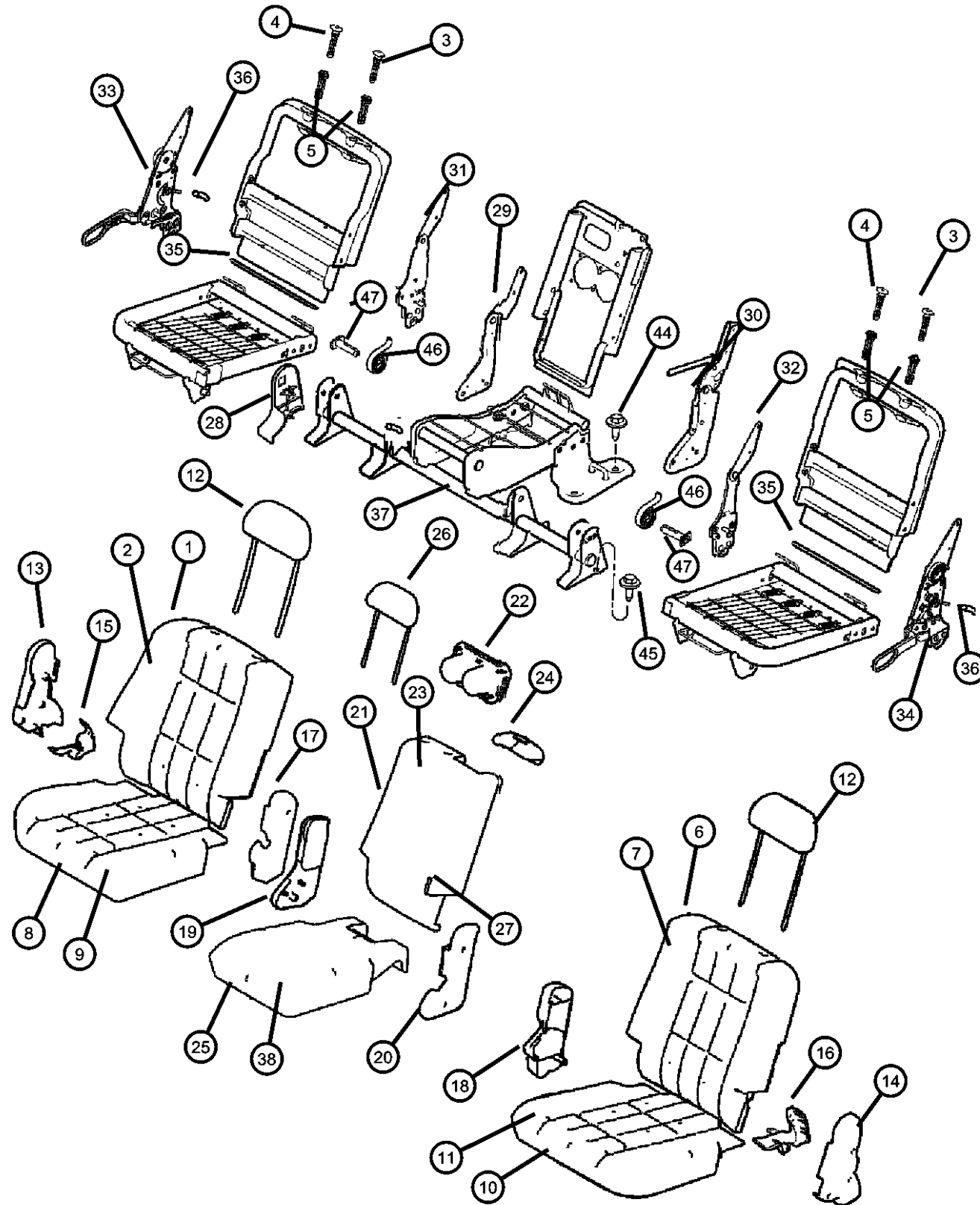
TRANSMISSION

DGQ = 5-Spd Automatic 545RFE
Transmission

AR = use ase required - = Non illustrated part

2007 HG

Second Row
Figure IHG-610



ITEM	PART NUMBER	QTY	LINE	SERIES	BODY	ENGINE	TRANS	TRIM	DESCRIPTION
14		1	1, 5		74			*CJ	[J1] With [CGL] Seats COVER, Seat latch, Outboard Outer, Left
	0ZS331D1AA	1	1, 5		74			*CJ	[J1]
		1	1, 5		74			*DZ	[J1]
	0ZS331D5AA	1	1, 5		74			*S7	[DB]
		1	1, 5		74			*CJ	[DB]
	0ZS331J3AA	1	1, 5		74			*CJ	[J1] With [CGL] Seats
		1	1, 5		74			*S7	[J1]
15									COVER, Seat latch, Outboard Inner, Right
	0ZS341D5AA	1	1, 5		74			*S7	[DB]
	0ZS341D1AA	1	1, 5		74			*CJ	[J1]
		1	1, 5		74			*DZ	[J1]
		1	1, 5		74			*CJ	[DB]
	0ZS341J3AA	1	1, 5		74			*CJ	[J1] With [CGL] Seats
		1	1, 5		74			*S7	[J1]
16									COVER, Seat latch, Outboard Inner, Left
	0ZS351D1AA	1	1, 5		74			*CJ	[J1]
		1	1, 5		74			*DZ	[J1]
	0ZS351D5AA	1	1, 5		74			*S7	[DB]
		1	1, 5		74			*CJ	[DB]
	0ZS351J3AA	1	1, 5		74			*CJ	[J1] With [CGL] Seats
		1	1, 5		74			*S7	[J1]
17									COVER, Seat latch, Inboard Right
	0ZS361D1AA	1	1, 5		74			*CJ	[J1]
		1	1, 5		74			*DZ	[J1]
	0ZS361D5AA	1	1, 5		74			*S7	[DB]
		1	1, 5		74			*CJ	[DB]
	0ZS361J3AA	1	1, 5		74			*CJ	[J1] With [CGL] Seats
		1	1, 5		74			*S7	[J1]
18									COVER, Seat latch, Inboard Left
	0ZS371D1AA	1	1, 5		74			*DZ	[J1]
		1	1, 5		74			*CJ	[J1]
	0ZS371D5AA	1	1, 5		74			*S7	[DB]

ASPEN (HG)

SERIES
P = PREMIUM

LINE

1 = Lt. Duty DODGE 2WD
5 = Lt. Duty DODGE 4WD

BODY

74 = SPORT UTILITY 4-DR
TYPE #4

ENGINE

EVA = 4.7L V8 MPI Engine
EVD = 4.7L V8 FFV Engine
EZB = 5.7L Hemi Multi
Displacement Engine

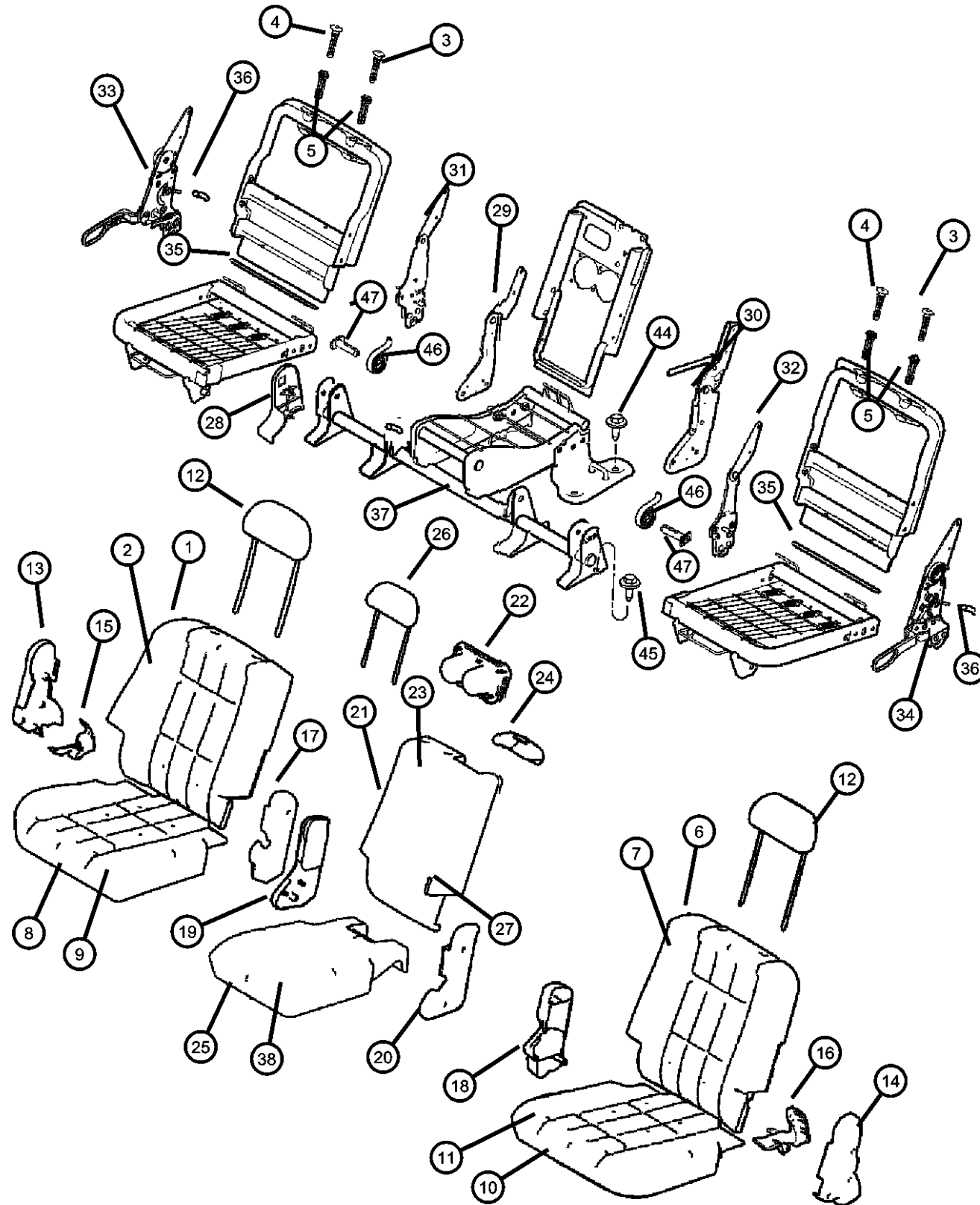
TRANSMISSION

DGQ = 5-Spd Automatic 545RFE
Transmission

AR = use ase required - = Non illustrated part

2007 HG

Second Row
Figure IHG-610



ITEM	PART NUMBER	QTY	LINE	SERIES	BODY	ENGINE	TRANS	TRIM	DESCRIPTION
19	0ZS371J3AA	1	1, 5		74			*CJ	[DB]
		1	1, 5		74			*S7	[J1]
		1	1, 5		74			*CJ	[J1] With [CGL] Seats
	0ZS381D1AA	1	1, 5		74			*DZ	COVER, Bracket
	0ZS381D5AA	1	1, 5		74			*CJ	[J1]
20	0ZS381J3AA	1	1, 5		74			*S7	[DB]
		1	1, 5		74			*CJ	[J1]
		1	1, 5		74			*S7	[J1]
	0ZS391D5AA	1	1, 5		74				COVER, Seat latch
	0ZS391J3AA	1	1, 5		74			*CJ	[DB]
21	0ZS391D1AA	1	1, 5		74			*S7	[DB]
		1	1, 5		74			*CJ	[J1]
		1	1, 5		74			*S7	[J1]
	1FR961D5AA	1	1, 5		74			*DZ	[J1]
	1FR961J3AA	1	1, 5		74				ARMREST, Rear Seat Center
22	1FR991D5AA	1	1, 5		74			*CJ	[DB]
		1	1, 5		74			*CJ	[J1]
		1	1, 5		74			*S7	[DB]
	1FR991J3AA	1	1, 5		74			*S7	[J1]
	1FS391D1AA	1	1, 5		74			*DZ	[J1]
23	0ZS411D5AA	1	1, 5		74				CUPHOLDER
		1	1, 5		74			*S7	[DB]
		1	1, 5		74			*S7	[J1]
	68003810AA	1	1, 5		74			*CJ	
		1	1, 5		74			*DZ	
24	1FR971D5AA	1	5, 1		74				COVER, Armrest
		1	1, 5		74			*CJ	[DB]
		1	1, 5		74			*CJ	[J1]
	1FS141D5AA	1	1, 5		74			*S7	[DB]
	1FS141J3AA	1	1, 5		74			*S7	[J1]
24	0ZS501D1AA	1	1, 5		74			*DZ	[J1]
		1	1, 5		74				COVER, Seat Belt Guide

ASPEN (HG)

SERIES

P = PREMIUM

LINE

1 = Lt. Duty DODGE 2WD
5 = Lt. Duty DODGE 4WD

BODY

74 = SPORT UTILITY 4-DR
TYPE #4

ENGINE

EVA = 4.7L V8 MPI Engine
EVD = 4.7L V8 FFV Engine
EZB = 5.7L Hemi Multi
Displacement Engine

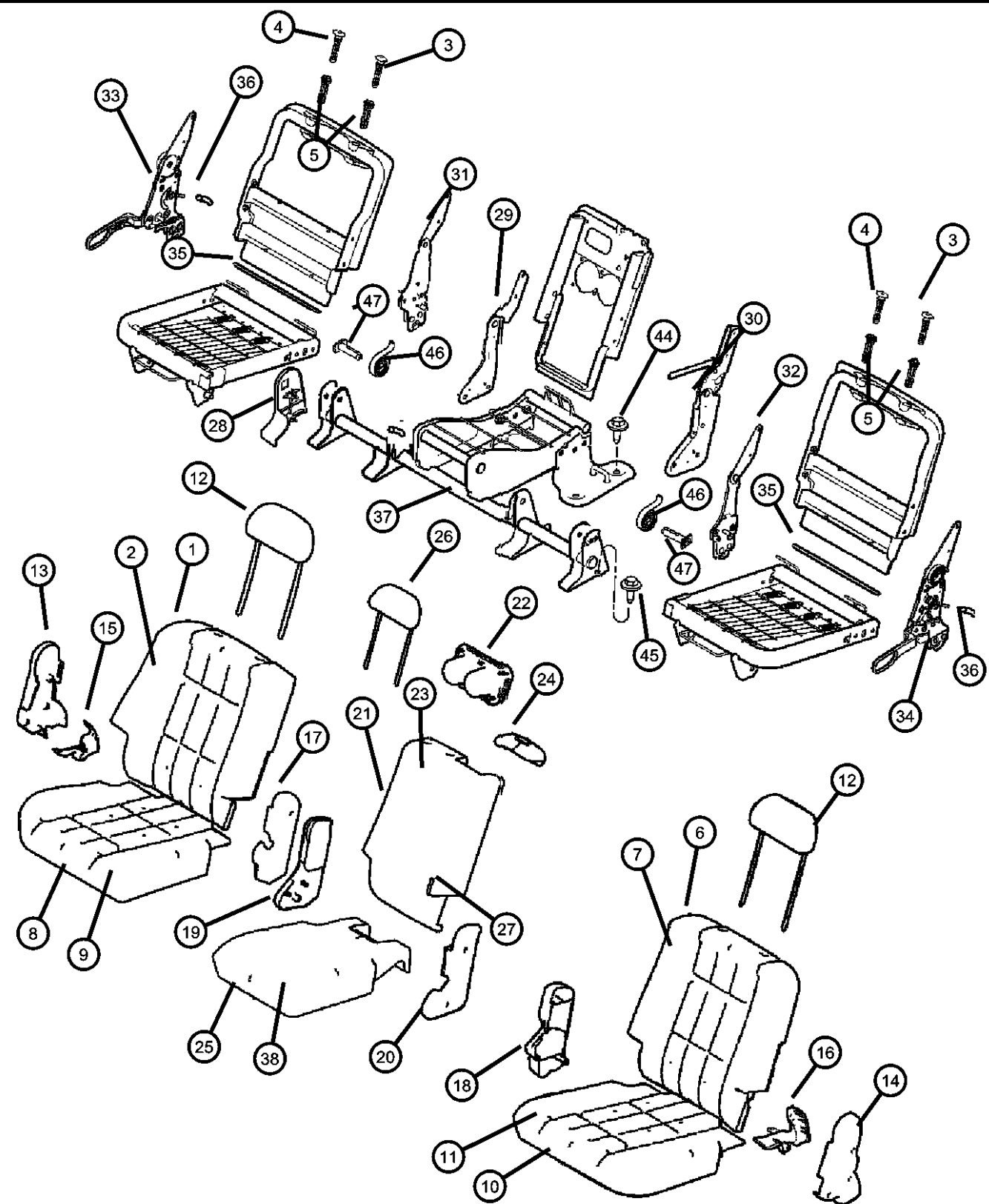
TRANSMISSION

DGQ = 5-Spd Automatic 545RFE
Transmission

AR = use ase required - = Non illustrated part

2007 HG

Second Row
Figure IHG-610

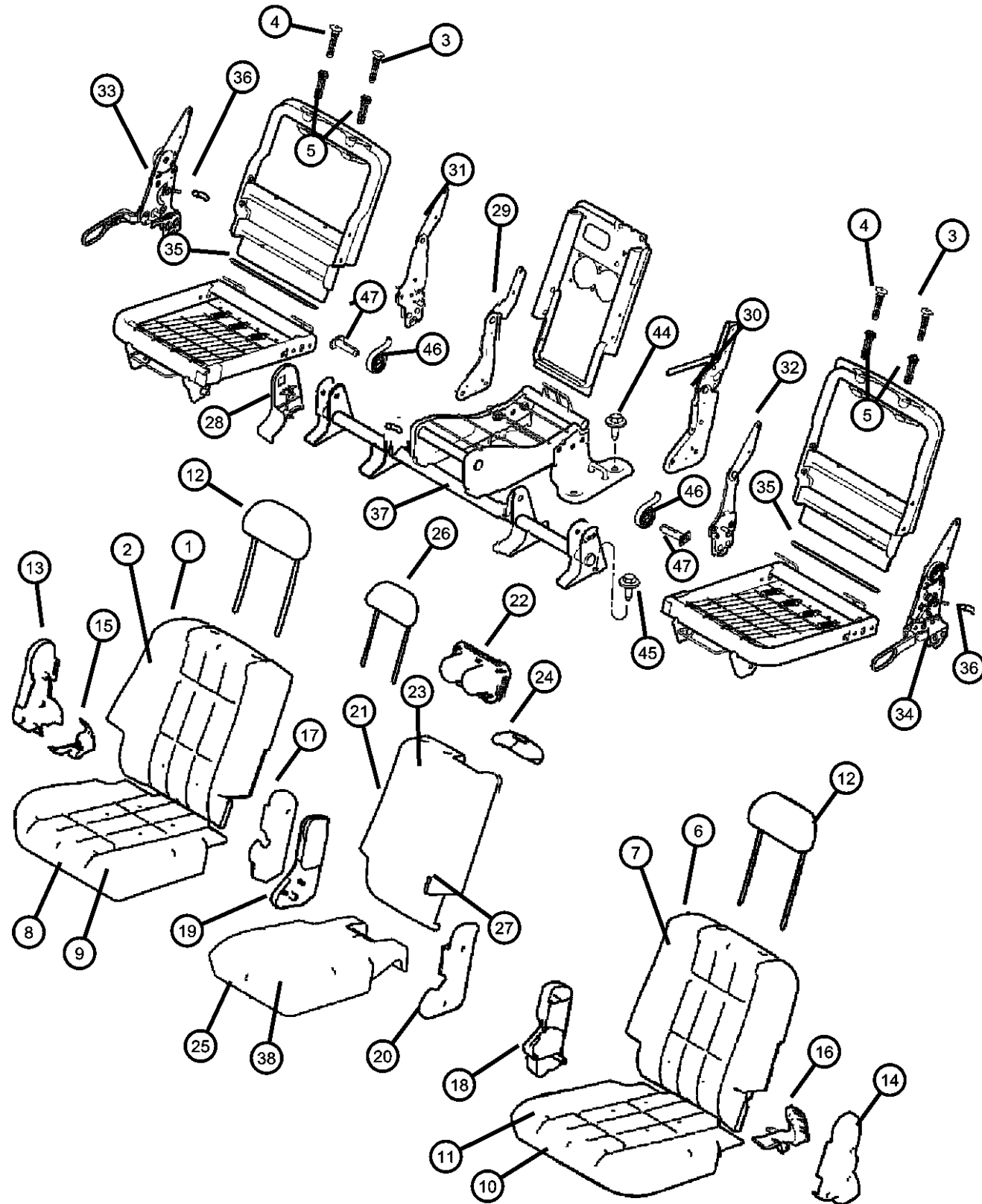


ITEM	PART NUMBER	QTY	LINE	SERIES	BODY	ENGINE	TRANS	TRIM	DESCRIPTION
25		1	1, 5		74			*CJ	[J1]
	0ZS501D5AA	1	1, 5		74			*CJ	[DB]
		1	1, 5		74			*S7	[DB]
	0ZS501J3AA	1	1, 5		74			*CJ	[J1] With [CGL] Seats
		1	1, 5		74			*S7	[J1]
									COVER, Rear Seat Cushion
	1FS151D5AA	1	1, 5		74			*S7	[DB]
	1FS151J3AA	1	1, 5		74			*S7	[J1]
	1FS501D1AA	1	1, 5		74			*DZ	[J1]
	1FR981D5AA	1	1, 5		74			*CJ	[DB]
26	1FR981J3AA	1	1, 5		74			*CJ	[J1]
									HEADREST, Rear, Center
	1FR801D5AA	1	1, 5		74			*CJ	[DB]
	1FR801J3AA	1	1, 5		74			*CJ	[J1]
	1FS181D5AA	1	1, 5		74			*S7	[DB]
	1FS181J3AA	1	1, 5		74			*S7	[J1]
27	1FS511D1AA	1	1, 5		74			*DZ	[J1]
									BEZEL, Remote Control, Includes Retainer
	0ZZ951D5AA	1	1, 5		74			*S7	[DB]
		1	1, 5		74			*CJ	[DB]
	0ZZ951D1AA	1	1, 5		74			*DZ	[J1]
		1	1, 5		74			*CJ	[J1]
28	0ZZ951J3AA	1	1, 5		74			*S7	[J1]
		1	1, 5		74			*CJ	[J1] With [CGL] Seats
									COVER, Rear Seat Cushion Hinge
	0ZZ971D1AA	1	1, 5		74			*DZ	[J1], Left
	0ZZ97XDHAA	1	1, 5		74			*S7	[DB], Left
	0ZZ97ZJ8AA	1	1, 5		74			*CJ	[J1] With [CGL] Seats, Left
		1	1, 5		74			*CJ	[J1], Left
		1	1, 5		74			*DZ	[J1] With [CGL] Seats, Left
	5KC64BD1AA	1	1, 5		74			*CJ	[J1], Right
	5KC64XD-HAA	1	1, 5		74			*CJ	[DB], Right
		1	1, 5		74			*S7	[DB], Right
		1	1, 5		74			*CJ	[DB], Left

ASPEN (HG)				
SERIES	LINE	BODY	ENGINE	TRANSMISSION
P = PREMIUM	1 = Lt. Duty DODGE 2WD 5 = Lt. Duty DODGE 4WD	74 = SPORT UTILITY 4-DR TYPE #4	EVA = 4.7L V8 MPI Engine EVD = 4.7L V8 FFV Engine EZB = 5.7L Hemi Multi Displacement Engine	DGQ = 5-Spd Automatic 545RFE Transmission

AR = use ase required - = Non illustrated part

Second Row
Figure IHG-610



ITEM	PART NUMBER	QTY	LINE	SERIES	BODY	ENGINE	TRANS	TRIM	DESCRIPTION
29		1	1, 5		74			*S7	[J1], Left
		1	1, 5		74			*DZ	[J1], Right
									BRACKET, Pivot
	05134462AA	1	1, 5		74			*CJ	
		1	1, 5		74			*DZ	
30		1	1, 5		74			*S7	
									LATCH, Seat, Includes Pull Strap
	05134463AA	1	1, 5		74			*CJ	
31		1	1, 5		74			*S7	
		1	1, 5		74			*DZ	
									LATCH, Seat
	05134470AA	1	1, 5		74			*S7	
		1	1, 5		74			*CJ	
32		1	1, 5		74			*DZ	
									LATCH, Seat
	05134471AA	1	1, 5		74			*CJ	
		1	1, 5		74			*S7	
33		1	1, 5		74			*DZ	
									LATCH, Seat
	05134472AA	1	1, 5		74			*DZ	
		1	1, 5		74			*CJ	
	05134474AA	1	1, 5		74			*S7	
34									LATCH, Seat
	05134473AA	1	1, 5		74			*CJ	
		1	1, 5		74			*DZ	
35	05134475AA	1	1, 5		74			*S7	
									ROD, Latch Actuator
	05134490AA	2	1, 5		74			*CJ	
		2	1, 5		74			*S7	
36		2	1, 5		74			*DZ	
									KNOB, Seat Back Latch
	05134491AA	2	1, 5		74			*CJ	
		2	1, 5		74			*S7	
		2	1, 5		74			*DZ	

ASPEN (HG)

SERIES
P = PREMIUM

LINE

1 = Lt. Duty DODGE 2WD
5 = Lt. Duty DODGE 4WD

BODY

74 = SPORT UTILITY 4-DR
TYPE #4

ENGINE

EVA = 4.7L V8 MPI Engine
EVD = 4.7L V8 FFV Engine
EZB = 5.7L Hemi Multi
Displacement Engine

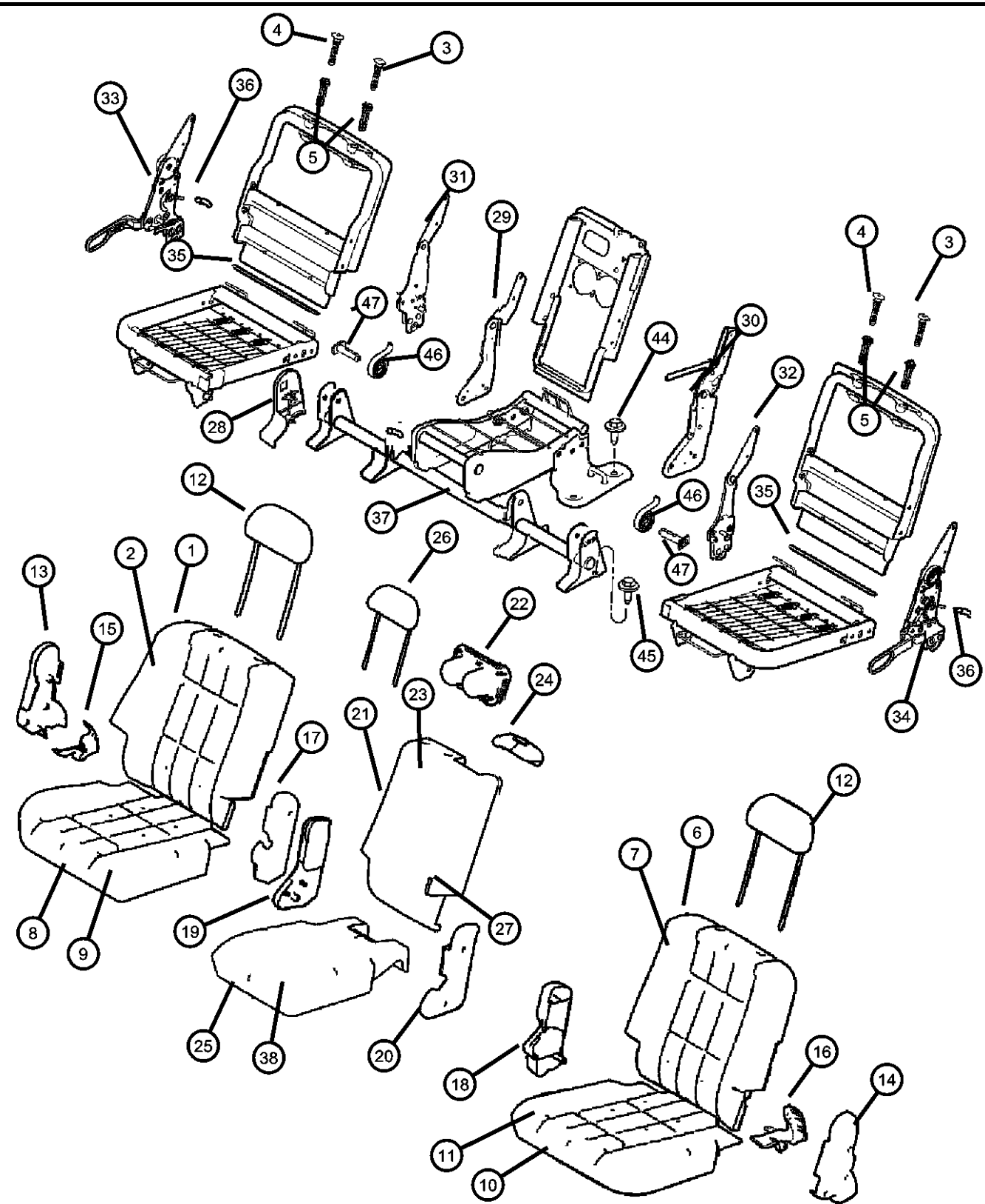
TRANSMISSION

DGQ = 5-Spd Automatic 545RFE
Transmission

AR = use ase required - = Non illustrated part

2007 HG

Second Row
Figure IHG-610

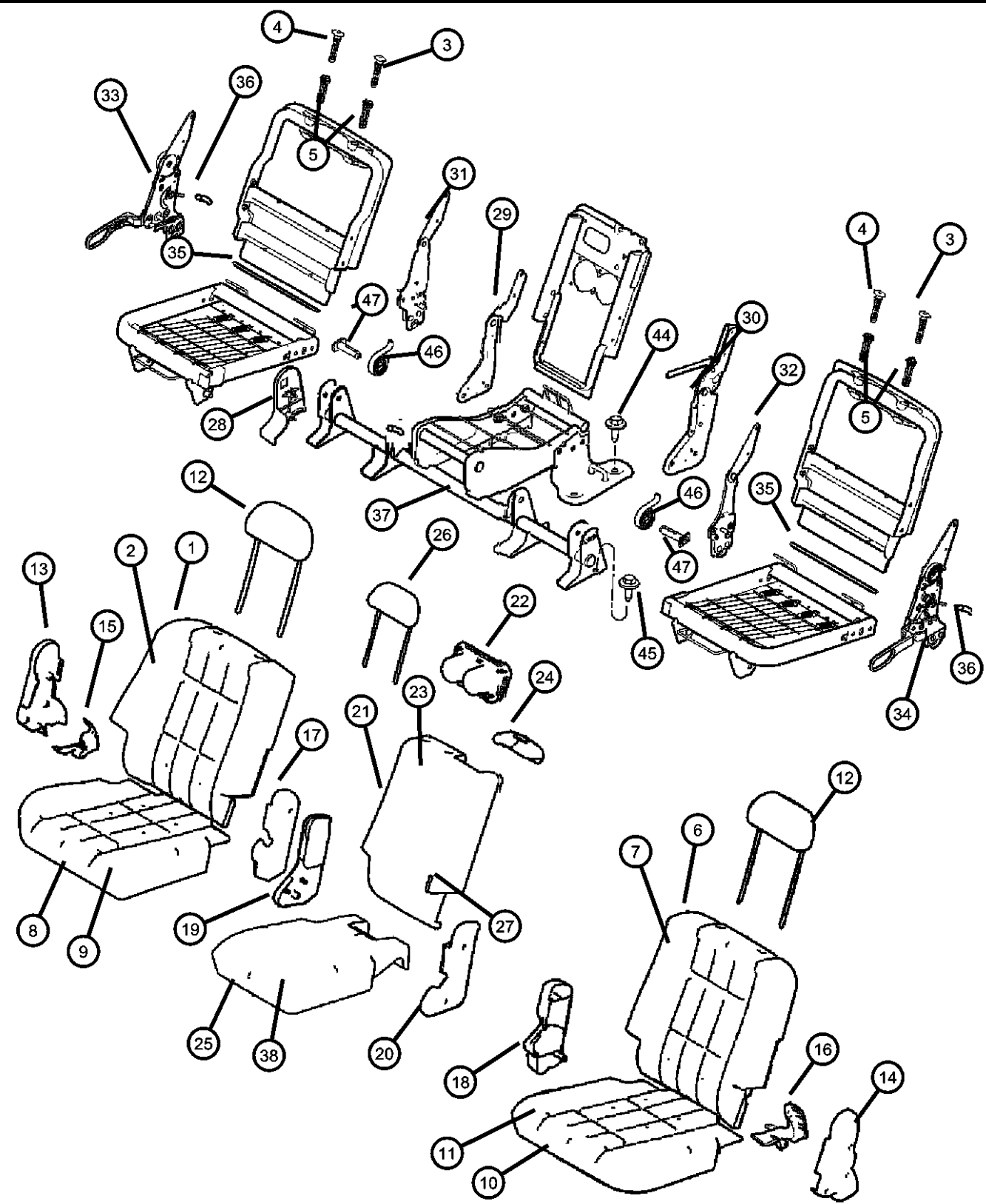


ITEM	PART NUMBER	QTY	LINE	SERIES	BODY	ENGINE	TRANS	TRIM	DESCRIPTION
37	05134504AA	1	1, 5		74			*CJ	FRAME, Seat cushion
		1	1, 5		74			*S7	With [CGL] Seats
		1	1, 5		74			*DZ	With [CGL] Seats
	68003767AA	1	1, 5		74			*CJ	With [CFU] Seats
		1	1, 5		74			*DZ	With [CFU] Seats
38	05134630AA	1	1, 5		74			*DZ	FOAM, Seat Cushion
		1	1, 5		74			*CJ	
		1	1, 5		74			*S7	
-39	05134708AA	25	1, 5		74			*CJ	SCREW, Trim
		25	1, 5		74			*S7	
		25	1, 5		74			*DZ	
-40	05134710AA	8	1, 5		74			*CJ	BOLT, Latch Seat Back
		8	1, 5		74			*S7	
		8	1, 5		74			*DZ	
-41	05134712AA	4	1, 5		74			*CJ	BOLT, Pivot
		4	1, 5		74			*S7	
		4	1, 5		74			*DZ	
-42	05134713AA	12	1, 5		74			*CJ	BOLT, Latch Seat Back
		12	1, 5		74			*S7	
		12	1, 5		74			*DZ	
-43	05134716AA	2	1, 5		74			*CJ	NUT, Seat
		2	1, 5		74			*S7	
		2	1, 5		74			*DZ	
44	06508069AA	4	1, 5		74				BOLT, Seat
45	06508116AA	4	1, 5		74				BOLT, Seat
46	05189167AA	2	1, 5		74				SPRING, Assist
									*CJ

ASPEN (HG)				
SERIES	LINE	BODY	ENGINE	TRANSMISSION
P = PREMIUM	1 = Lt. Duty DODGE 2WD 5 = Lt. Duty DODGE 4WD	74 = SPORT UTILITY 4-DR TYPE #4	EVA = 4.7L V8 MPI Engine EVD = 4.7L V8 FFV Engine EZB = 5.7L Hemi Multi Displacement Engine	DGQ = 5-Spd Automatic 545RFE Transmission

AR = use ase required - = Non illustrated part

Second Row
Figure IHG-610

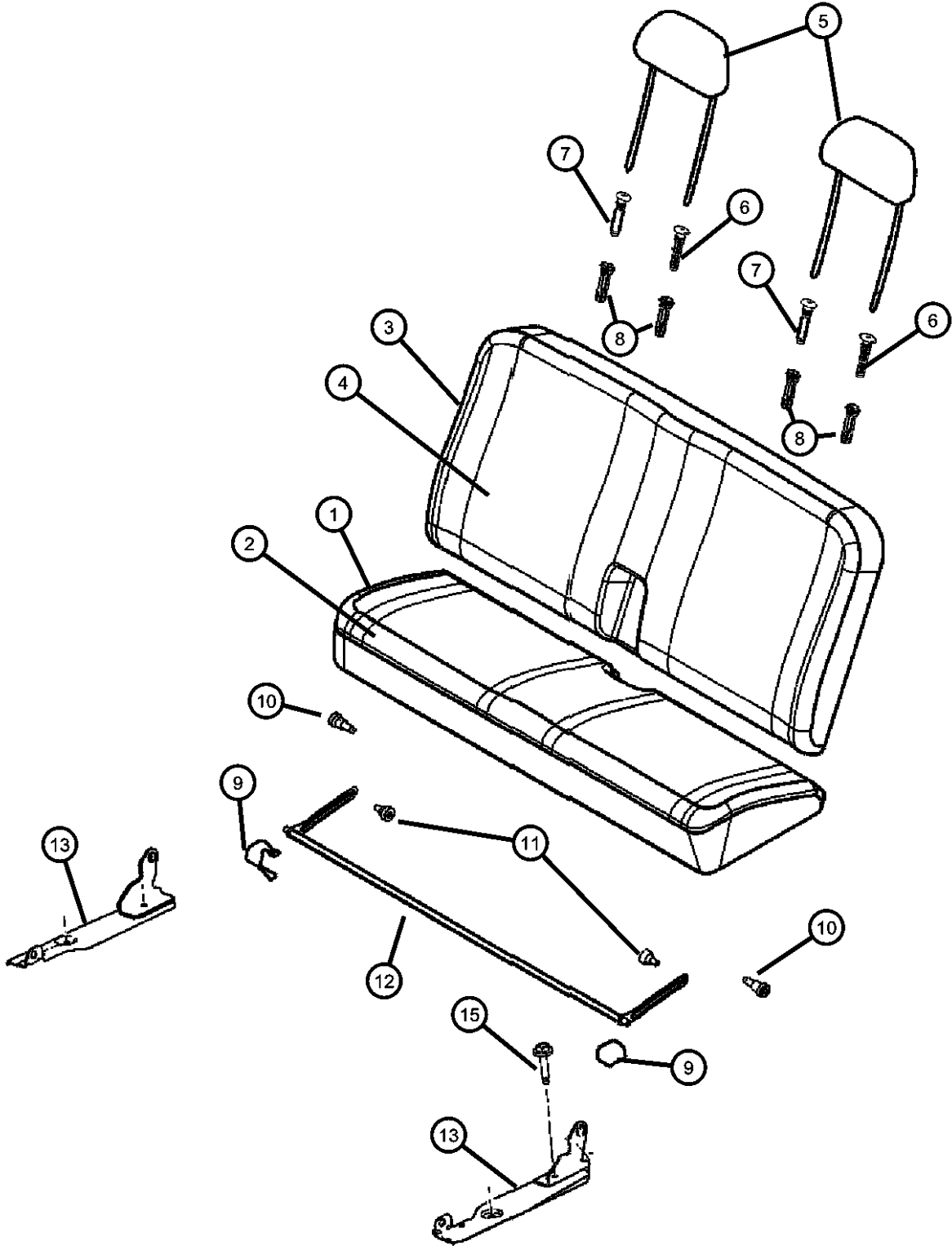


ITEM	PART NUMBER	QTY	LINE	SERIES	BODY	ENGINE	TRANS	TRIM	DESCRIPTION
47	05189166AA	2	1, 5		74			*S7	
		2	1, 5		74			*DZ	
									PIN, Retainer
		2	1, 5		74			*CJ	
		2	1, 5		74			*S7	
		2	1, 5		74			*DZ	

ASPEN (HG)				
SERIES	LINE	BODY	ENGINE	TRANSMISSION
P = PREMIUM	1 = Lt. Duty DODGE 2WD 5 = Lt. Duty DODGE 4WD	74 = SPORT UTILITY 4-DR TYPE #4	EVA = 4.7L V8 MPI Engine EVD = 4.7L V8 FFV Engine EZB = 5.7L Hemi Multi Displacement Engine	DGQ = 5-Spd Automatic 545RFE Transmission

AR = use ase required - = Non illustrated part

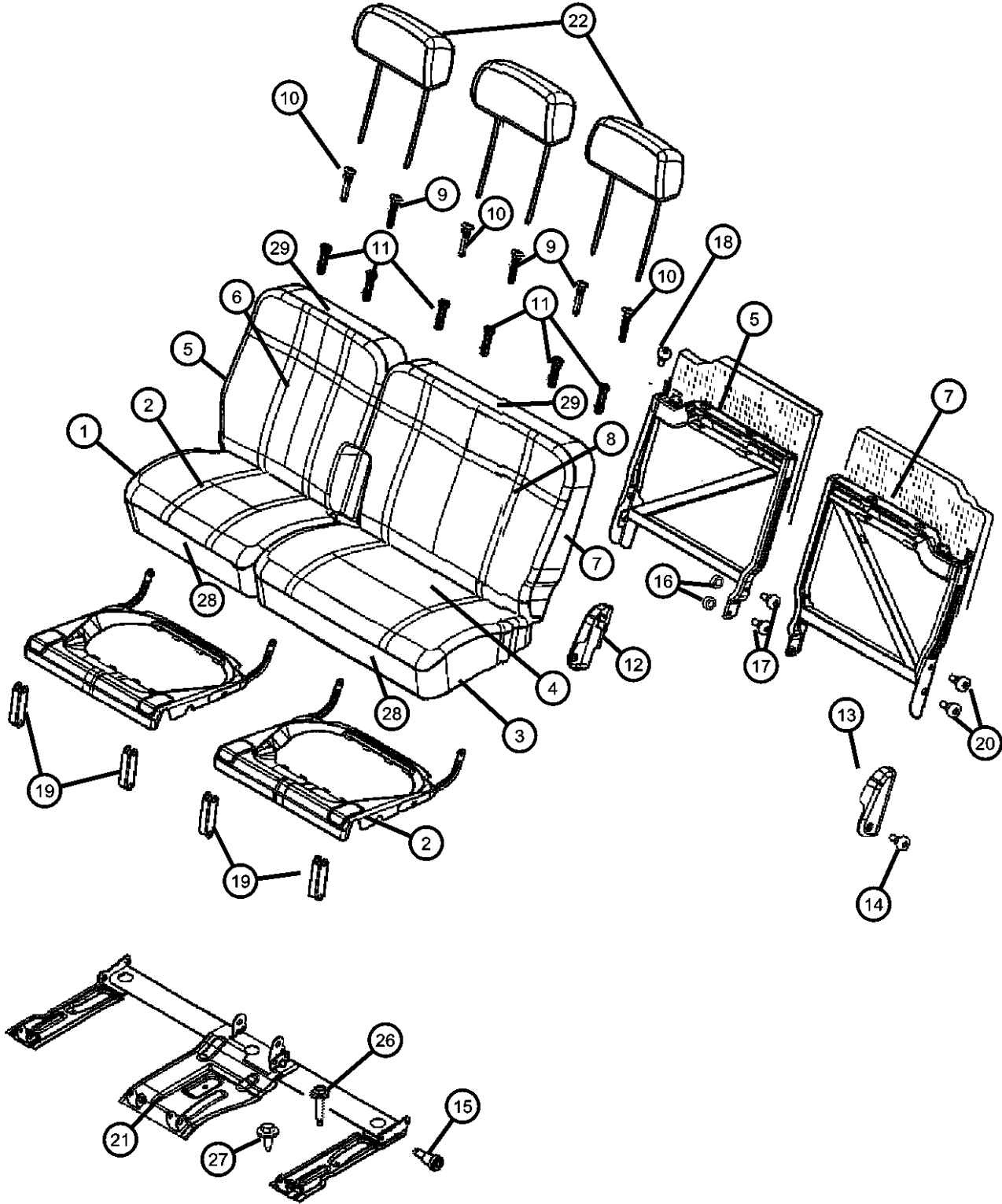
Third Row, Bench Seat
Figure IHG-630



ITEM	PART NUMBER	QTY	LINE	SERIES	BODY	ENGINE	TRANS	TRIM	DESCRIPTION
1	1FQ401D5AA	1	1, 5		74			*S7	CUSHION, Rear Seat, Includes Seat Cover, [DB]
2	1FQ471D5AA	1	1, 5		74			*S7	COVER, Rear Seat Cushion, [DB]
3	1FQ481D5AA	1	1, 5		74			*S7	SEAT BACK, Rear, Includes Seat Cover, [DB]
4	1FQ491D5AA	1	1, 5		74			*S7	COVER, Rear Seat Back, [DB]
5	1FQ391D5AA	1	1, 5		74			*S7	HEADREST, Rear, [DB]
6	05066261AA	2	1, 5		74			*S7	SLEEVE, Headrest, Locking
7	05066311AA	4	1, 5		74			*S7	SLEEVE, Headrest, Non-Locking
8	05066313AA	4	1, 5		74			*S7	CLIP, Headrest
9									BEZEL, Seat Pivot
	1AA561D5AA	1	5, 1		74			*S7	Right
	1AA571D5AA	1	1, 5		74			*S7	Left
10	05014323AA	2	1, 5		74			*S7	BOLT
11	05135568AA	2	1, 5		74			*S7	BOLT, Seat
12	05135569AA	1	1, 5		74			*S7	BRACKET, Rear Seat Pivot, Includes Pivot Bushing
13									BRACKET, Rear Seat Mount, Includes Pivot Bushing
	05135570AA	1	1, 5		74			*S7	Right
	05135571AA	1	1, 5		74			*S7	Left
-14	05011520AA	2	1, 5		74			*S7	WASHER
15	06508215AA	4	1, 5		74				BOLT, Seat

ASPEN (HG)				
SERIES	LINE	BODY	ENGINE	TRANSMISSION
P = PREMIUM	1 = Lt. Duty DODGE 2WD 5 = Lt. Duty DODGE 4WD	74 = SPORT UTILITY 4-DR TYPE #4	EVA = 4.7L V8 MPI Engine EVD = 4.7L V8 FFV Engine EZB = 5.7L Hemi Multi Displacement Engine	DGQ = 5-Spd Automatic 545RFE Transmission

Third Row, 60/40 Seat
Figure IHG-640

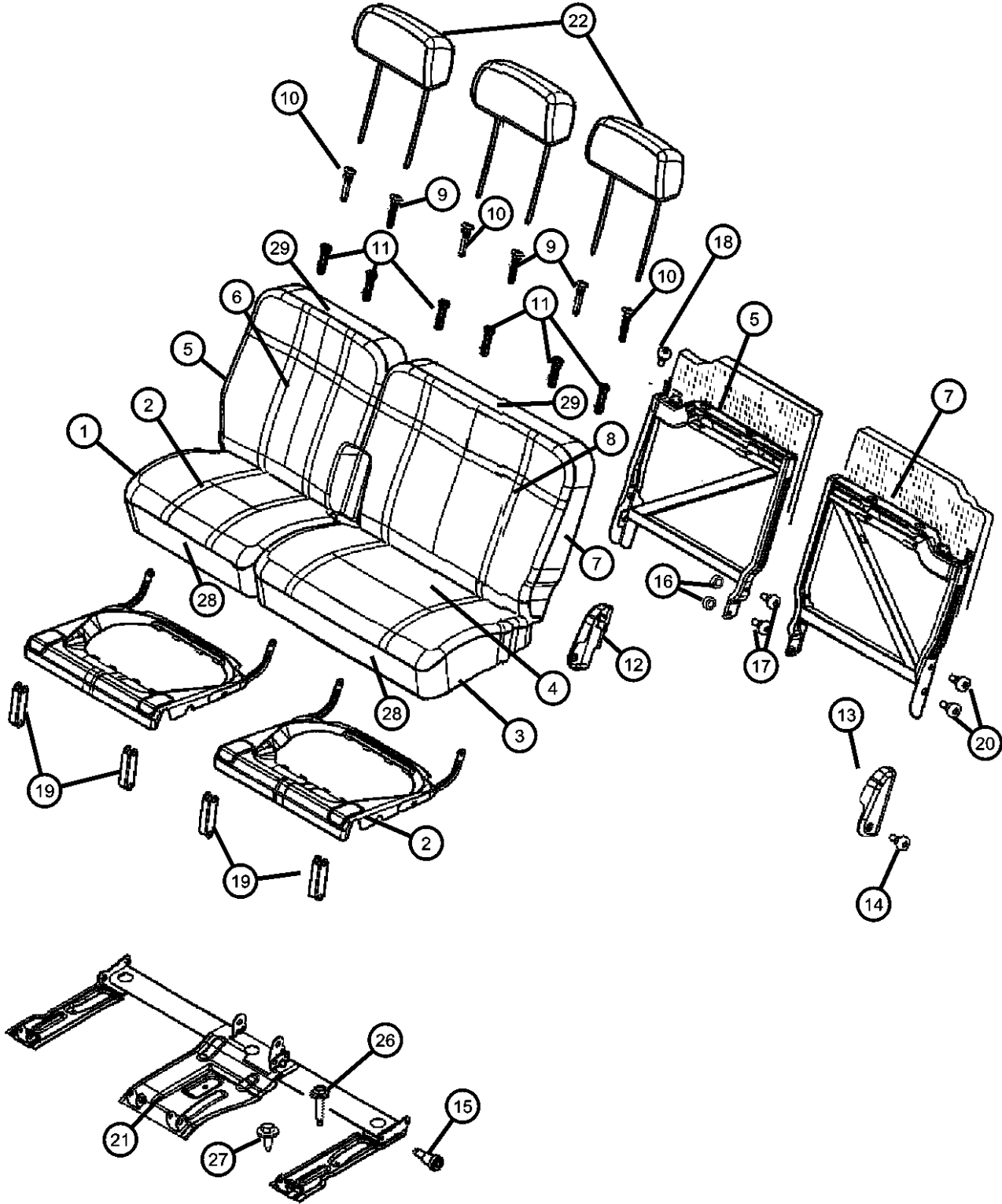


ITEM	PART NUMBER	QTY	LINE	SERIES	BODY	ENGINE	TRANS	TRIM	DESCRIPTION
1									CUSHION, Rear Seat, Right
	1FQ761D5AA	1	1, 5		74			*CJ [DB]	
		1	1, 5		74			*CJ [J1]	
	1FQ881D1AA	1	1, 5		74			*DZ [J1]	
2	1FR041D5AA	1	1, 5		74			*S7 [DB]	
									COVER, Rear Seat Cushion, Right
	1FQ781D5AA	1	1, 5		74			*CJ [DB] [J1]	
	1FQ901D1AA	1	1, 5		74			*DZ [J1]	
3	1FR021D5AA	1	1, 5		74			*S7 [DB]	
									CUSHION, Rear Seat, Left
	1FQ771D5AA	1	1, 5		74			*CJ [DB] [J1]	
	1FQ891D1AA	1	1, 5		74			*DZ [J1]	
4	1FR051D5AA	1	1, 5		74			*S7 [DB]	
									COVER, Rear Seat Cushion, Left
	1FQ791D5AA	1	1, 5		74			*CJ [DB] [J1]	
	1FQ911D1AA	1	1, 5		74			*DZ [J1]	
5	1FR031D5AA	1	1, 5		74			*S7 [DB]	
									SEAT BACK, Rear, Right
	1FQ921D1AA	1	1, 5		74			*DZ [J1], With Pull-Up Strap	
	1FQ961D5AA	1	1, 5		74			*CJ [DB] [J1], With Pull-Up Strap	
6	1FQ981D5AA	1	1, 5		74			*S7 [DB], With Pull-Up Strap	
									COVER, Rear Seat Back, Right
	1FQ801D5AA	1	1, 5		74			*CJ [DB] [J1]	
	1FQ941D1AA	1	1, 5		74			*DZ [J1]	
7	1FR001D5AA	1	1, 5		74			*S7 [DB]	
									SEAT BACK, Rear, Left
	1FQ931D1AA	1	1, 5		74			*DZ [J1], With Pull-Up Strap	
	1FQ971D5AA	1	1, 5		74			*CJ [DB] [J1], With Pull-Up Strap	
8	1FQ991D5AA	1	1, 5		74			*S7 [DB], With Pull-Up Strap	
									COVER, Rear Seat Back, Left
	1FQ811D5AA	1	1, 5		74			*CJ [DB] [J1]	
	1FQ951D1AA	1	1, 5		74			*DZ [J1]	
9	1FR011D5AA	1	1, 5		74			*S7 [DB]	
	05066261AA	2	1, 5		74			*S7	SLEEVE, Headrest, Locking

ASPEN (HG)				
SERIES	LINE	BODY	ENGINE	TRANSMISSION
P = PREMIUM	1 = Lt. Duty DODGE 2WD 5 = Lt. Duty DODGE 4WD	74 = SPORT UTILITY 4-DR TYPE #4	EVA = 4.7L V8 MPI Engine EVD = 4.7L V8 FFV Engine EZB = 5.7L Hemi Multi Displacement Engine	DGQ = 5-Spd Automatic 545RFE Transmission

AR = use ase required - = Non illustrated part

Third Row, 60/40 Seat
Figure IHG-640

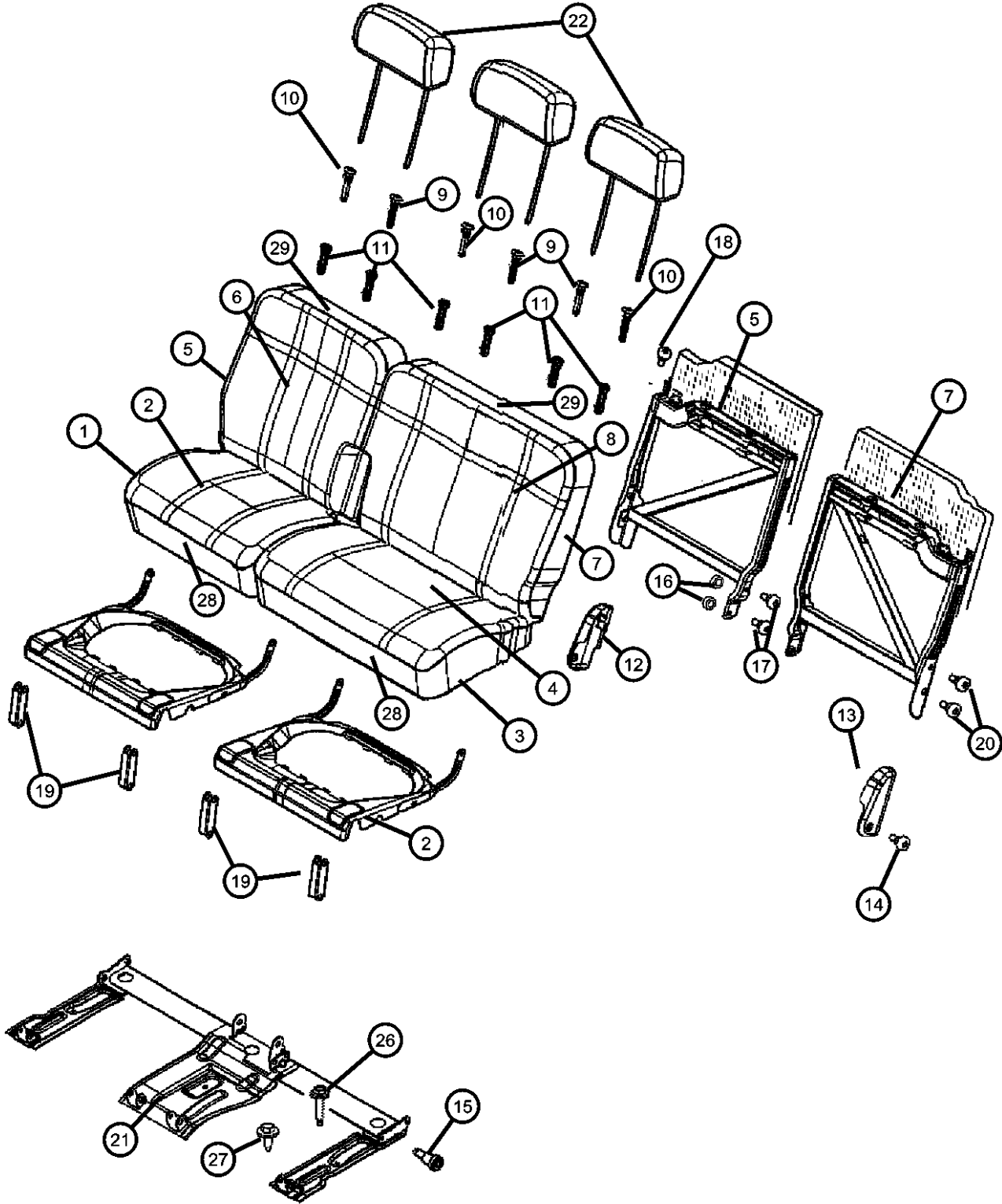


ITEM	PART NUMBER	QTY	LINE	SERIES	BODY	ENGINE	TRANS	TRIM	DESCRIPTION
10	05066311AA	2	1, 5		74			*CJ	SLEEVE, Headrest, Non-Locking
		2	1, 5		74			*DZ	
		2	1, 5		74			*CJ	
		2	1, 5		74			*DZ	
		2	1, 5		74			*S7	
11	05066313AA	4	1, 5		74			*S7	CLIP, Headrest
		4	1, 5		74			*CJ	
		4	1, 5		74			*DZ	
12	1AA001D5AA	1	1, 5		74			*CJ	COVER, Seat latch, Right
		1	1, 5		74			*DZ	
		1	1, 5		74			*S7	
		1	5, 1		74			*CJ	
13	1AA011D5AA	1	1, 5		74			*S7	COVER, Seat latch, Left
		1	1, 5		74			*DZ	
		1	1, 5		74			*CJ	
		1	1, 5		74			*CJ	
14	05134708AA	25	1, 5		74			*CJ	SCREW, Trim
		25	1, 5		74			*S7	
		25	1, 5		74			*DZ	
15	05134713AA	4	1, 5		74			*CJ	BOLT, Latch Seat Back
		4	1, 5		74			*DZ	
		4	1, 5		74			*S7	
16	05135562AA	1	1, 5		74			*CJ	BUSHING, Seat
		1	1, 5		74			*S7	
		1	1, 5		74			*DZ	
17	05135563AA	3	1, 5		74				BOLT, Seat
								*DZ	

ASPEN (HG)	LINE	BODY	ENGINE	TRANSMISSION
SERIES				
P = PREMIUM	1 = Lt. Duty DODGE 2WD 5 = Lt. Duty DODGE 4WD	74 = SPORT UTILITY 4-DR TYPE #4	EVA = 4.7L V8 MPI Engine EVD = 4.7L V8 FFV Engine EZB = 5.7L Hemi Multi Displacement Engine	DGQ = 5-Spd Automatic 545RFE Transmission

AR = use ase required - = Non illustrated part

Third Row, 60/40 Seat
Figure IHG-640

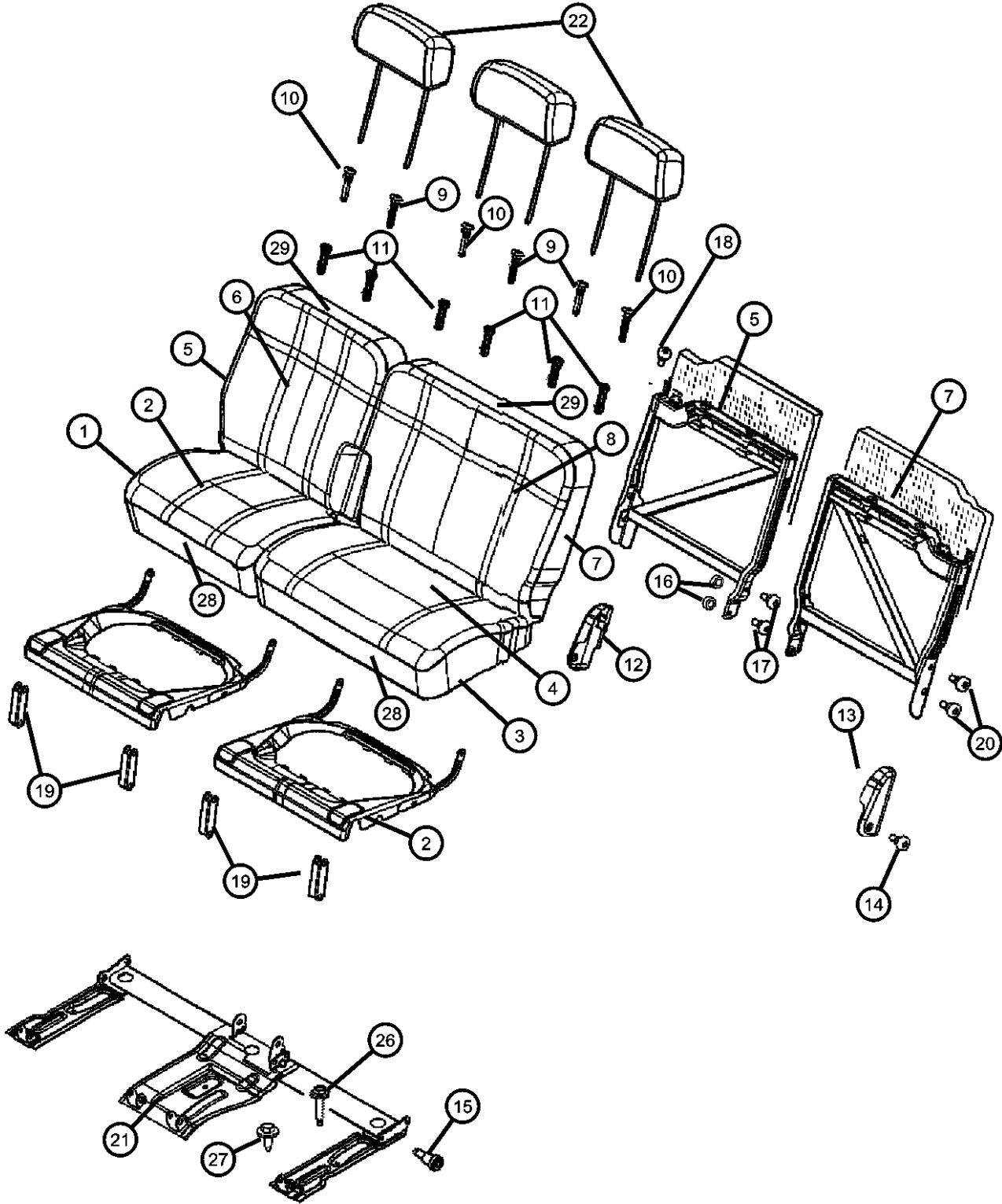


ITEM	PART NUMBER	QTY	LINE	SERIES	BODY	ENGINE	TRANS	TRIM	DESCRIPTION
18	05135564AA	3	1, 5		74			*CJ	SCREW, Trim
		3	1, 5		74			*S7	
		1	1, 5		74			*DZ	
19	05135592AA	1	1, 5		74			*CJ	LINK KIT, Seat support
		1	1, 5		74			*S7	
		1	1, 5		74			*DZ	
20	05135594AA	2	1, 5		74			*CJ	BOLT, Seat
		2	1, 5		74			*S7	
		2	1, 5		74			*DZ	
21	05175227AA	1	1, 5		74			*CJ	FRAME, Rear Seat Cushion
		1	1, 5		74			*S7	
		1	1, 5		74			*DZ	
22	1FQ391D5AA	1	1, 5		74			*S7	HEADREST, Rear
	1FQ681D1AA	1	1, 5		74			*CJ	
	1FQ681D5AA	1	1, 5		74			*CJ	
	1FQ751D1AA	1	1, 5		74			*DZ	
-23	1AA861D1AA	1	1, 5		74			*DZ	BEZEL, Seat Release
	1AA861D5AA	1	1, 5		74			*CJ	
		1	1, 5		74			*S7	
	1AA861J3AA	1	1, 5		74			*CJ	
-24	05175210AA	1	1, 5		74			*CJ	LATCH, Seat
		1	1, 5		74			*S7	
		1	1, 5		74			*DZ	
	05175211AA	1	1, 5		74			*CJ	
		1	1, 5		74			*S7	

ASPEN (HG)	LINE	BODY	ENGINE	TRANSMISSION
SERIES				
P = PREMIUM	1 = Lt. Duty DODGE 2WD 5 = Lt. Duty DODGE 4WD	74 = SPORT UTILITY 4-DR TYPE #4	EVA = 4.7L V8 MPI Engine EVD = 4.7L V8 FFV Engine EZB = 5.7L Hemi Multi Displacement Engine	DGQ = 5-Spd Automatic 545RFE Transmission

AR = use ase required - = Non illustrated part

Third Row, 60/40 Seat
Figure IHG-640

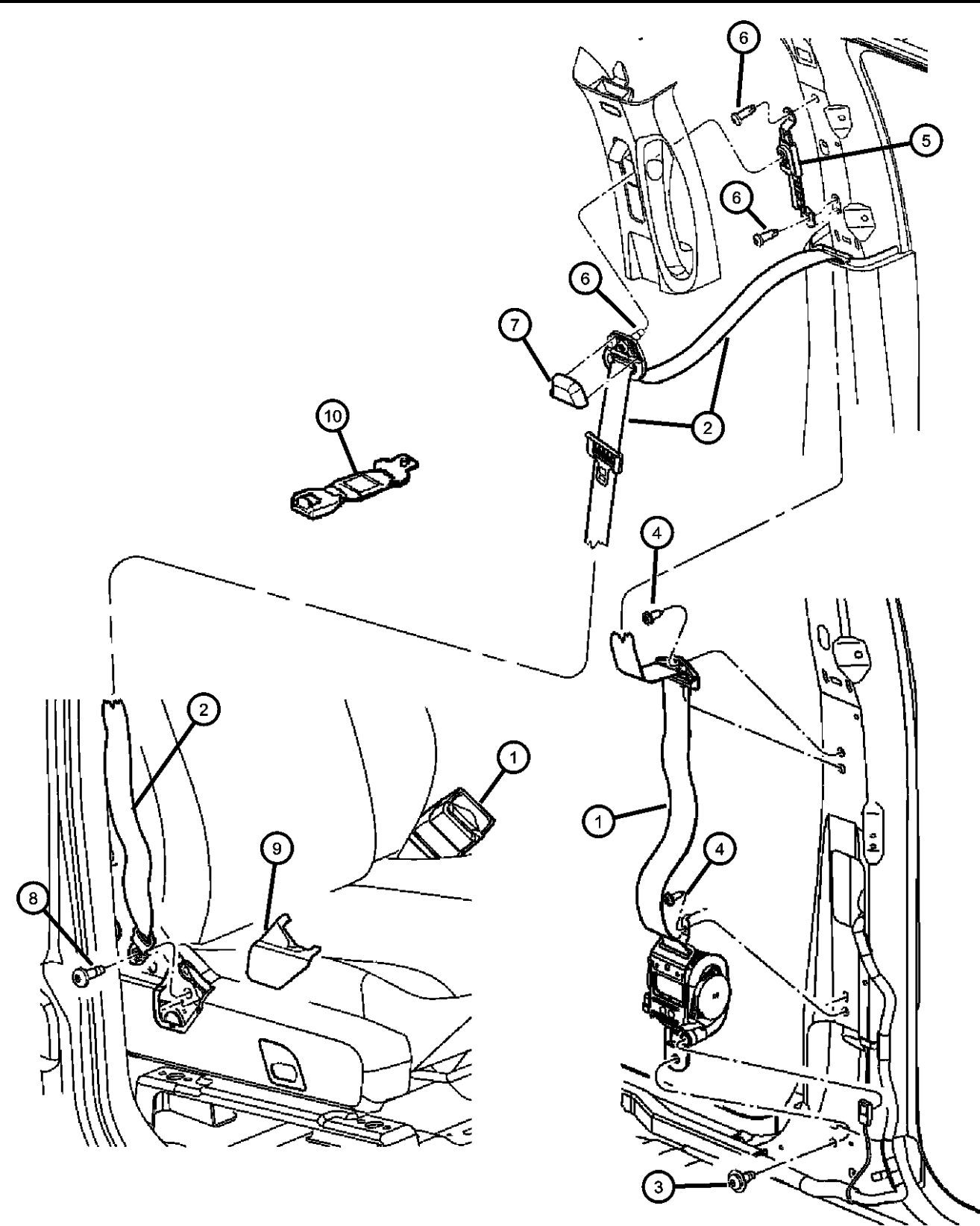


ITEM	PART NUMBER	QTY	LINE	SERIES	BODY	ENGINE	TRANS	TRIM	DESCRIPTION
-25		1	1, 5		74			*DZ	Left
									CABLE, Latch Release, Includes Release Handle
	1EB201D5AA	1	1, 5		74			*CJ	[DB] [J1]
		1	1, 5		74			*S7	[DB]
26		1	1, 5		74			*DZ	[J1]
									BOLT, Seat
	05179782AA	1	1, 5		74			*CJ	
		1	1, 5		74			*DZ	
27		1	1, 5		74			*S7	
									BOLT, Seat
	05135563AA	4	1, 5		74			*CJ	
		4	1, 5		74			*DZ	
28		4	1, 5		74			*S7	
									FOAM, Seat Cushion, Cushion Foam
	05175206AA	1	1, 5		74			*CJ	Right
		1	1, 5		74			*S7	Right
29		1	1, 5		74			*DZ	Right
	05175207AA	1	1, 5		74			*CJ	Left
		1	1, 5		74			*DZ	Left
		1	5, 1		74			*S7	Left
29									FOAM, Seat Cushion, Back Foam
	05175212AA	1	1, 5		74			*CJ	Right
		1	1, 5		74			*DZ	Right
		1	1, 5		74			*S7	Right
29	05175213AA	1	1, 5		74			*CJ	Left
		1	1, 5		74			*DZ	Left
		1	1, 5		74			*S7	Left

ASPEN (HG)									
SERIES	LINE								
P = PREMIUM	1 = Lt. Duty DODGE 2WD 5 = Lt. Duty DODGE 4WD				BODY 74 = SPORT UTILITY 4-DR TYPE #4	ENGINE EVA = 4.7L V8 MPI Engine EVD = 4.7L V8 FFV Engine EZB = 5.7L Hemi Multi Displacement Engine	TRANSMISSION DGQ = 5-Spd Automatic 545RFE Transmission		

AR = use ase required - = Non illustrated part

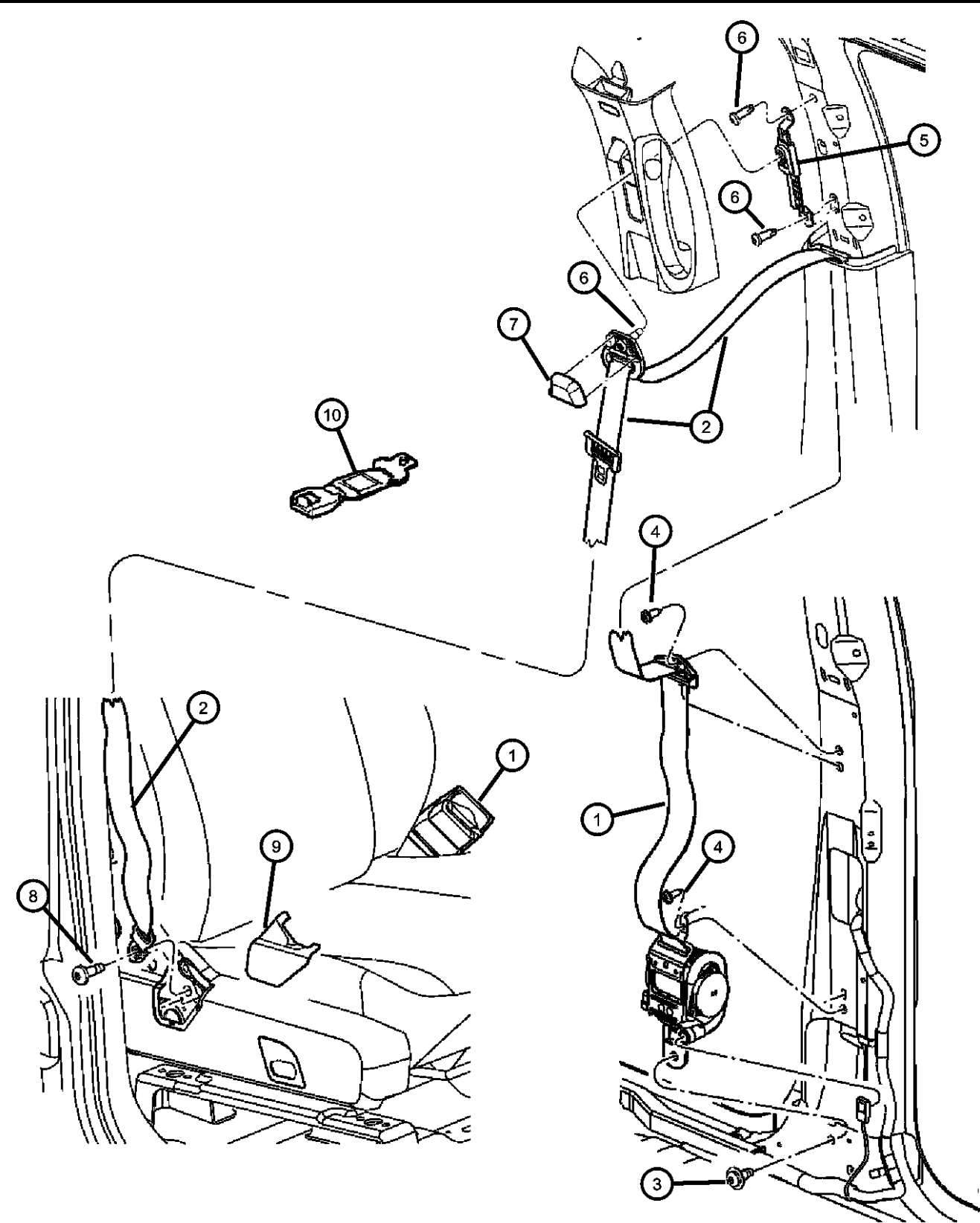
Belts, Front Seat
Figure IHG-710



ITEM	PART NUMBER	QTY	LINE	SERIES	BODY	ENGINE	TRANS	TRIM	DESCRIPTION
1	SEAT BELT, Front Inner								
	0UW601D1AB	1	1, 5		74			*DZ	[J1], Right
	0UW601D5AB	1	1, 5		74			*S7	[DB], Right
		1	1, 5		74			*CJ	[DB], Right
	0UW601J3AB	1	5, 1		74			*CJ	[J1], Right
		1	1, 5		74			*S7	[J1], Right
	0XG971D1AD	1	1, 5		74			*DZ	[J1], Left
	0XG971D5AD	1	1, 5		74			*CJ	[DB], Left
		1	1, 5		74			*S7	[DB], Left
	0XG971J3AD	1	1, 5		74			*S7	[J1], Left
		1	1, 5		74			*CJ	[J1], Left
2	SEAT BELT, Front Outer								
	5HP581D5AF	1	1, 5		74			*S7	[DB], Right
		1	1, 5		74			*CJ	[DB], Right
	5HP581J3AF	1	1, 5		74			*S7	[J1], Right
		1	1, 5		74			*CJ	[J1], Right
	5HP58BD1AF	1	1, 5		74			*DZ	[J1], Right
	5HP591D5AF	1	1, 5		74			*CJ	[DB], Left
	5HP591J3AF	1	1, 5		74			*S7	[J1], Left
		1	1, 5		74			*CJ	[J1], Left
	5HP59BD1AF	1	1, 5		74			*DZ	[J1], Left
		1	1, 5		74			*S7	[DB], Left
3	06506600AA	2	1, 5		74				BOLT, Seat Belt
4	06035556	2	1, 5		74				SCREW, Pan Head Tapping, .19-16x.625
5	55350982AC	2	1, 5		74				ADJUSTER, Seat Belt Turning Loop
6	06036591AA	2	1, 5		74				BOLT, Seat Belt
7	5HF07BD1AD	2	1, 5		74			*O0	COVER, Adjustable Turning Loop
8	06036496AA	2	1, 5		74				BOLT, Seat Belt
9	COVER, Seat Belt Anchor								
	1FS67BD1AA	1	1, 5		74			*DZ	[J1], Left
	1FS67BD5AA	1	1, 5		74			*S7	[DB], Left
		1	1, 5		74			*CJ	[DB], Left
	1FS67ZJ3AA	1	1, 5		74			*S7	[J1], Left
		1	1, 5		74			*CJ	[J1], Left

ASPEN (HG)		BODY		ENGINE		TRANSMISSION	
SERIES		LINE					
P = PREMIUM		1 = Lt. Duty DODGE 2WD 5 = Lt. Duty DODGE 4WD		74 = SPORT UTILITY 4-DR TYPE #4		EVA = 4.7L V8 MPI Engine EVD = 4.7L V8 FFV Engine EZB = 5.7L Hemi Multi Displacement Engine	
						DGQ = 5-Spd Automatic 545RFE Transmission	

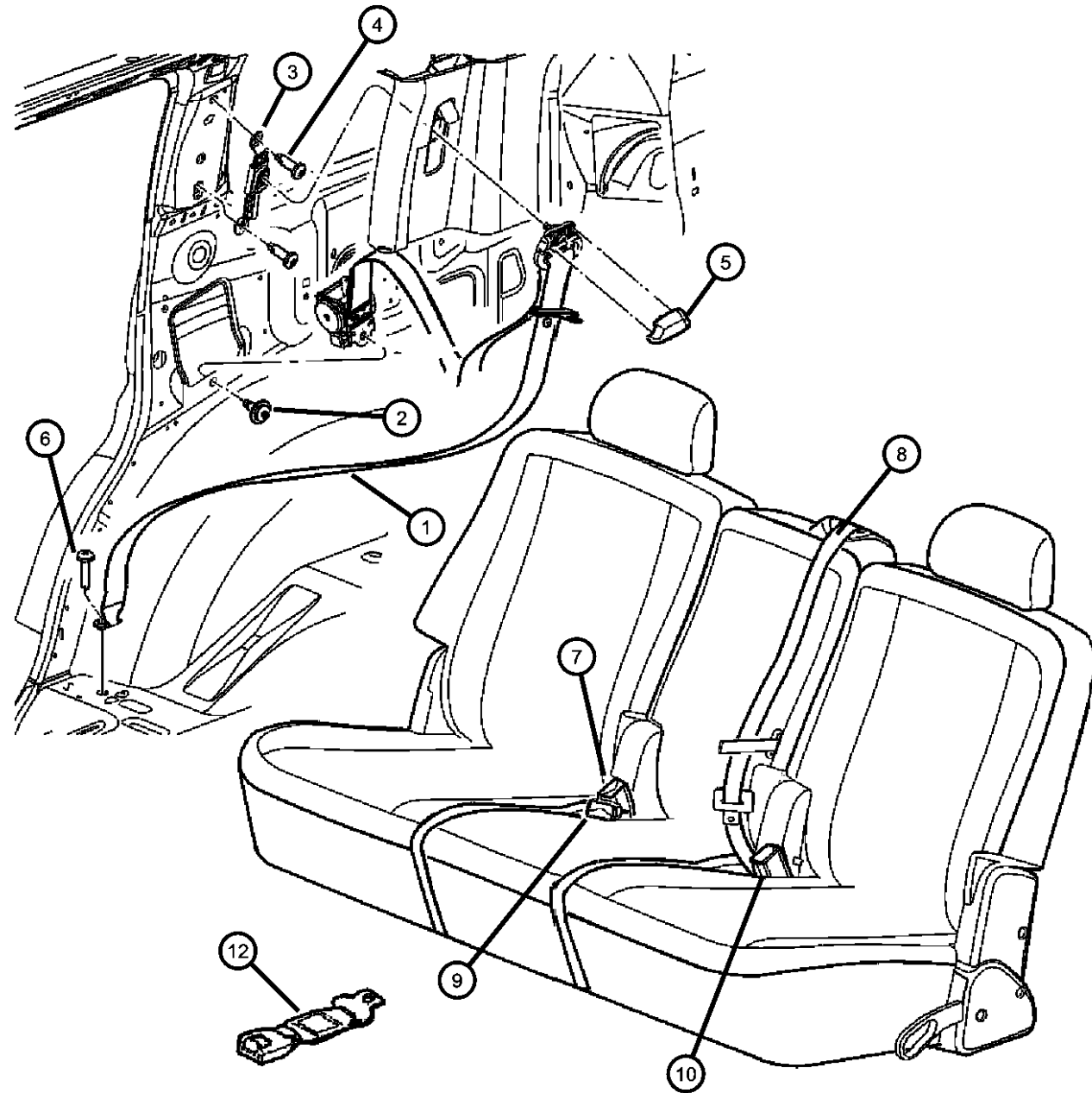
Belts, Front Seat
Figure IHG-710



ITEM	PART NUMBER	QTY	LINE	SERIES	BODY	ENGINE	TRANS	TRIM	DESCRIPTION
	1FS68BD1AA	1	1, 5		74			*DZ	[J1], Right
	1FS68BD5AA	1	1, 5		74			*S7	[DB], Right
		1	1, 5		74			*CJ	[DB], Right
	1FS68ZJ3AA	1	1, 5		74			*S7	[J1], Right
		1	1, 5		74			*CJ	[J1], Right
10									EXTENDER, Seat Belt
	05135197AA	1	1, 5		74			*CJ	
		1	1, 5		74			*DZ	
		1	1, 5		74			*S7	

ASPEN (HG)				
SERIES	LINE	BODY	ENGINE	TRANSMISSION
P = PREMIUM	1 = Lt. Duty DODGE 2WD 5 = Lt. Duty DODGE 4WD	74 = SPORT UTILITY 4-DR TYPE #4	EVA = 4.7L V8 MPI Engine EVD = 4.7L V8 FFV Engine EZB = 5.7L Hemi Multi Displacement Engine	DGQ = 5-Spd Automatic 545RFE Transmission

**Belts, Second Seat
Figure IHG-720**



ITEM	PART NUMBER	QTY	LINE	SERIES	BODY	ENGINE	TRANS	TRIM	DESCRIPTION
1									SEAT BELT, Rear Outer
	5HP601D5AG	1		H				*O0	[DB], Right
	5HP601J3AG	1		H				*O0	[J1], Right
	5HP611D5AG	1		H				*O0	[DB], Left
	5HP611J3AG	1		H				*O0	[J1], Left
2	06506600AA	2	1, 5		74				BOLT, Seat Belt
3	55350982AC	2	1, 5		74				ADJUSTER, Seat Belt Turning Loop
4	06036591AA	2	1, 5		74				BOLT, Seat Belt
5	5HF07BD1AD	2	1, 5		74			*O0	COVER, Adjustable Turning Loop
6	06105133AA	2	1, 5		74				BOLT, Seat Belt
7									SEAT BELT, Rear Inner, Right
	5HP921D1AB	1	1, 5		74			*DZ	[J1]
	5HP921D5AB	1	1, 5		74			*CJ	[DB]
		1	1, 5		74			*S7	[DB]
	5HP921J3AB	1	1, 5		74			*CJ	[J1]
		1	1, 5		74			*S7	[J1]
8									SEAT BELT, RR CNTR SHOULDER
	5HP931D1AD	1	1, 5		74			*DZ	[J1]
	5HP931D5AD	1	1, 5		74			*CJ	[DB]
		1	1, 5		74			*S7	[DB]
	5HP931J3AD	1	1, 5		74			*CJ	[J1]
		1	1, 5		74			*S7	[J1]
9									SEAT BELT, Rear Inner, Center
	5JA521D5AC	1	1, 5		74			*S7	[DB]
	5JA521J3AC	1	1, 5		74			*CJ	[J1]
		1	1, 5		74			*S7	[J1]
	5JA521D1AC	1	1, 5		74			*DZ	[J1]
		1	1, 5		74			*CJ	[DB]
10									SEAT BELT, Rear Inner, Left Side
	5JF151J3AB	1	1, 5		74			*CJ	[J1]
		1	1, 5		74			*S7	[J1]
	5JF151D1AB	1	1, 5		74			*DZ	[J1]
	5JF151D5AB	1	1, 5		74			*CJ	[DB]
		1	1, 5		74			*S7	[DB]

ASPEN (HG)

SERIES

P = PREMIUM

LINE

1 = Lt. Duty DODGE 2WD
5 = Lt. Duty DODGE 4WD

BODY

74 = SPORT UTILITY 4-DR
TYPE #4

ENGINE

EVA = 4.7L V8 MPI Engine
EVD = 4.7L V8 FFV Engine
EZB = 5.7L Hemi Multi
Displacement Engine

TRANSMISSION

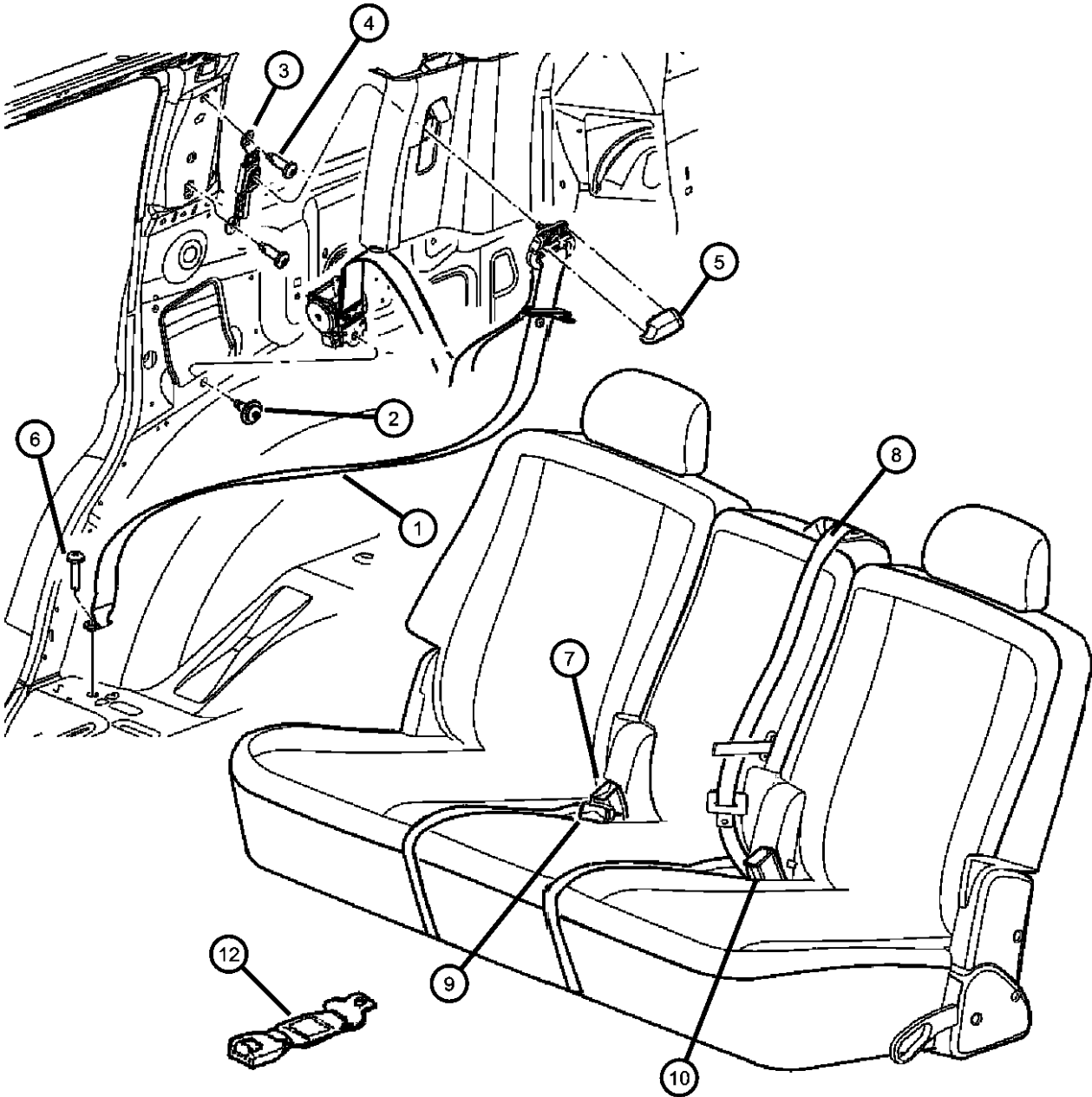
DGQ = 5-Spd Automatic 545RFE
Transmission

AR = use ase required - = Non illustrated part

2007 HG

<< RETURN TO GROUP INDEX

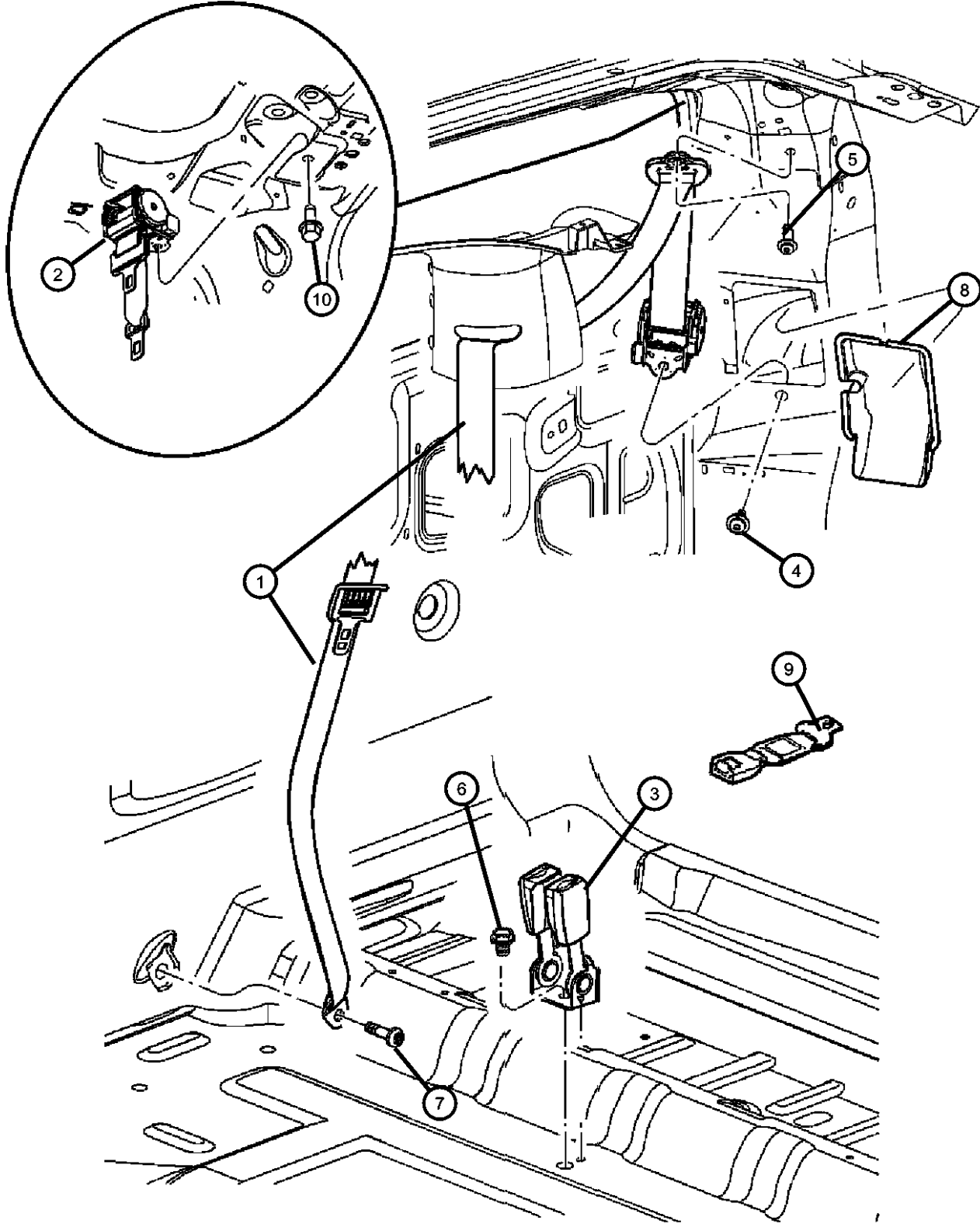
Belts, Second Seat
Figure IHG-720



ITEM	PART NUMBER	QTY	LINE	SERIES	BODY	ENGINE	TRANS	TRIM	DESCRIPTION
-11	06507855AA	1	1, 5		74				BOLT, Seat Belt
12									EXTENDER, Seat Belt
	05083695AA	1	1, 5		74			*S7	
		1	1, 5		74			*DZ	
		1	1, 5		74			*CJ	

ASPEN (HG)				
SERIES	LINE	BODY	ENGINE	TRANSMISSION
P = PREMIUM	1 = Lt. Duty DODGE 2WD 5 = Lt. Duty DODGE 4WD	74 = SPORT UTILITY 4-DR TYPE #4	EVA = 4.7L V8 MPI Engine EVD = 4.7L V8 FFV Engine EZB = 5.7L Hemi Multi Displacement Engine	DGQ = 5-Spd Automatic 545RFE Transmission

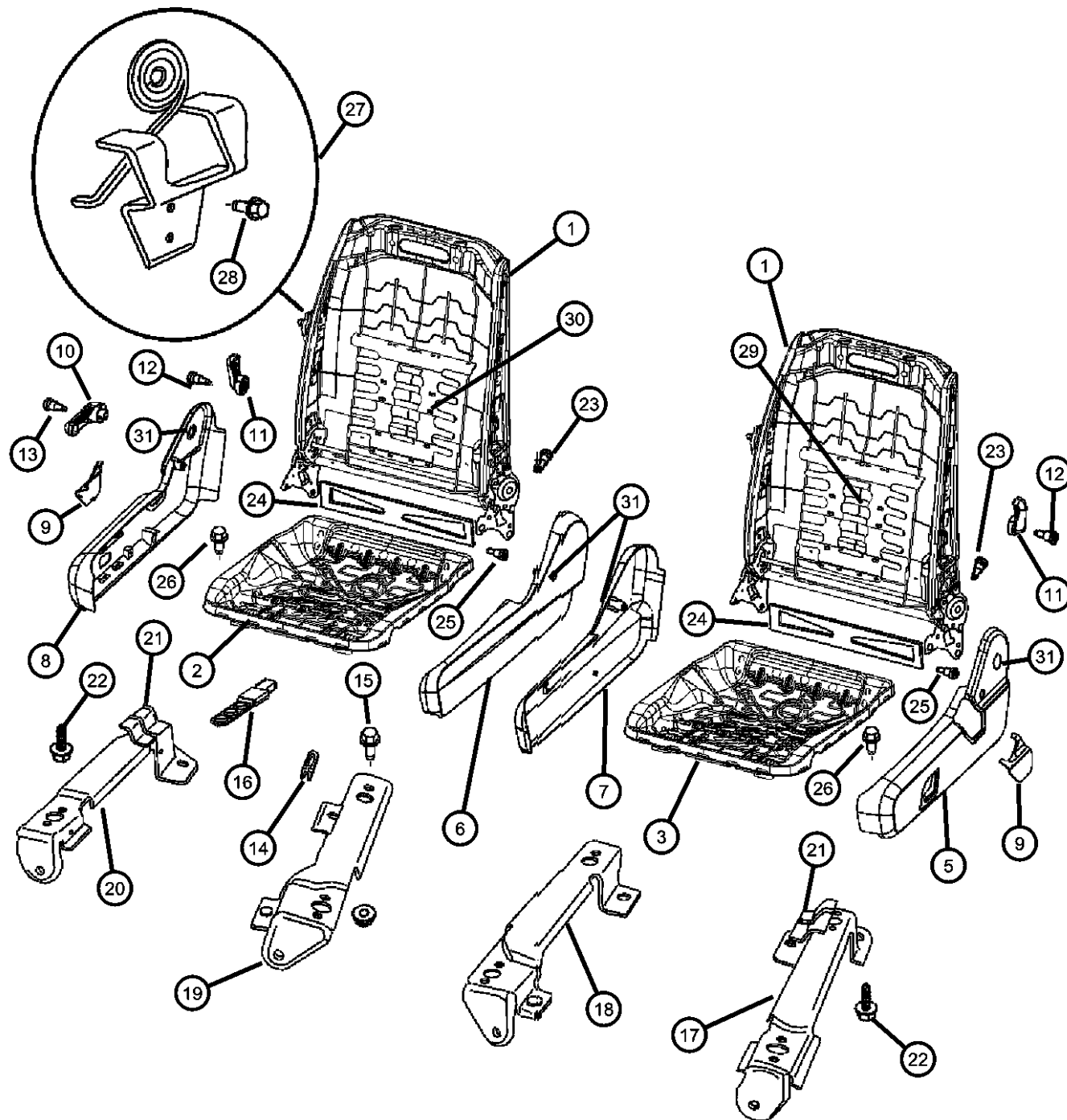
Seat Belts, Third Row
Figure IHG-730



ITEM	PART NUMBER	QTY	LINE	SERIES	BODY	ENGINE	TRANS	TRIM	DESCRIPTION
1	5HP641D5AG	1		H				*O0	SEAT BELT, Rear Outer [DB], Right
	5HP641J3AG	1		H				*O0	[J1], Right
	5HP651D5AF	1		H				*O0	[DB], Left
	5HP651J3AF	1		H				*O0	[J1], Left
2	5JY85BD5AA	1		H				*O0	SEAT BELT, RR CNTR SHOULDER [DB]
	5JY85ZJ3AA	1		H				*O0	[J1]
3	1BF021D5AA	1	1, 5		74			*S7	SEAT BELT, Rear Inner [DB] Right Inner With 60/40 seat
		1	1, 5		74			*CJ	[DB] Right Inner With 60/40 seat
		1	1, 5		74			*DZ	[J1] Right Inner With 60/40 seat
	1BF021D1AC	1	1, 5		74			*DZ	[J1] Right Inner With 60/40 seat, Light Graystone
	5JZ271D5AA	1	1, 5		74			*CJ	[DB] Left Inner With 60/40 seat
		1	1, 5		74			*S7	[DB] Left Inner With 60/40 seat
	1BF021J3AC	1	1, 5		74			*S7	[J1] Right Inner With 60/40 seat
		1	1, 5		74			*CJ	[J1] Right Inner With 60/40 seat
	5HQ081D5AD	1	1, 5		74			*S7	[DB] With Bench Seat
	5JZ271D1AC	1	1, 5		74			*DZ	[J1] Left Inner With 60/40 seat, Light Graystone
	5JZ271J3AC	1	1, 5		74			*S7	[J1] Left Inner With 60/40 seat
		1	1, 5		74			*DZ	[J1] Left Inner With 60/40 seat
	5JZ271J3AA	1	1, 5		74			*CJ	[J1] Left Inner With 60/40 seat
4	06506600AA	2	1, 5		74				BOLT, Seat Belt
5	06034395	2	1, 5		74				SCREW, Pan Head, .437-20x1.79
6	06507855AA	1	1, 5		74				BOLT, Seat Belt
7	06036512AA	2	1, 5		74				SCREW, Pan Head, .437-20x1.375
8	55351268AB	1	1, 5		74				CUP, Seat Belt Retractor Right
	55351269AB	1	1, 5		74				Left
9	05083695AA	1	1, 5		74			*CJ	EXTENDER, Seat Belt
		1	1, 5		74			*S7	
10	06506600AA	2	1, 5		74				BOLT, Seat Belt

ASPEN (HG)				
SERIES	LINE	BODY	ENGINE	TRANSMISSION
P = PREMIUM	1 = Lt. Duty DODGE 2WD 5 = Lt. Duty DODGE 4WD	74 = SPORT UTILITY 4-DR TYPE #4	EVA = 4.7L V8 MPI Engine EVD = 4.7L V8 FFV Engine EZB = 5.7L Hemi Multi Displacement Engine	DGQ = 5-Spd Automatic 545RFE Transmission

Back Frames, Cushion Pans, Shields & Attaching Parts
Figure IHG-810



ITEM	PART NUMBER	QTY	LINE	SERIES	BODY	ENGINE	TRANS	TRIM	DESCRIPTION
1									FRAME, Front Seat Back, Includes Recliner and Lumbar
	05134943AB	1	1, 5		74			*DZ	Driver Power,Memory
	05134944AB	1	1, 5		74			*S7	Passenger Manual
		1	1, 5		74			*CJ	Passenger Manual
	05134949AB	1	1, 5		74			*S7	Driver Power
		1	1, 5		74			*CJ	Driver Power,No Memory
2									PAN, SEAT CUSHION, Manual Cushion Functions, Includes Springs
	05134940AA	1	1, 5		74			*S7	Right
		1	1, 5		74			*CJ	Right
3									PAN, SEAT CUSHION, Power Cushion Functions, Includes Springs
	05134939AA	1	1, 5		74			*CJ	Left
		1	1, 5		74			*S7	Left
-4									HARDWARE KIT
	05136790AA	1	1, 5		74			*CJ	
		1	1, 5		74			*S7	
5									SHIELD, Seat Adjuster, Outboard Driver
	0ZZ471D5AB	1	1, 5		74			*S7	[DB],Power
	0ZZ471J3AB	1	1, 5		74			*S7	[J1],Power
	1FX291J3AA	1	1, 5		74			*CJ	[J1],Power
	1FX291D5AA	1	1, 5		74			*CJ	[DB],Power
6									SHIELD, Seat Adjuster, Inboard Passenger
	0ZZ421D1AB	1	1, 5		74			*DZ	[J1]
	0ZZ421D5AB	1	1, 5		74			*CJ	[DB]
		1	1, 5		74			*S7	[DB]
	0ZZ421J3AB	1	1, 5		74			*S7	[J1]
		1	1, 5		74			*CJ	[J1]
7									SHIELD, Seat Adjuster, Inboard Driver
	0ZZ431D1AA	1	1, 5		74			*DZ	[J1]
	0ZZ431D5AA	1	1, 5		74			*CJ	[DB]
	0ZZ431J3AA	1	1, 5		74			*S7	[J1]
		1	1, 5		74			*CJ	[J1]

ASPEN (HG)

SERIES

P = PREMIUM

LINE

1 = Lt. Duty DODGE 2WD

5 = Lt. Duty DODGE 4WD

BODY

74 = SPORT UTILITY 4-DR
TYPE #4

ENGINE

EVA = 4.7L V8 MPI Engine
EVD = 4.7L V8 FFV Engine
EZB = 5.7L Hemi Multi
Displacement Engine

TRANSMISSION

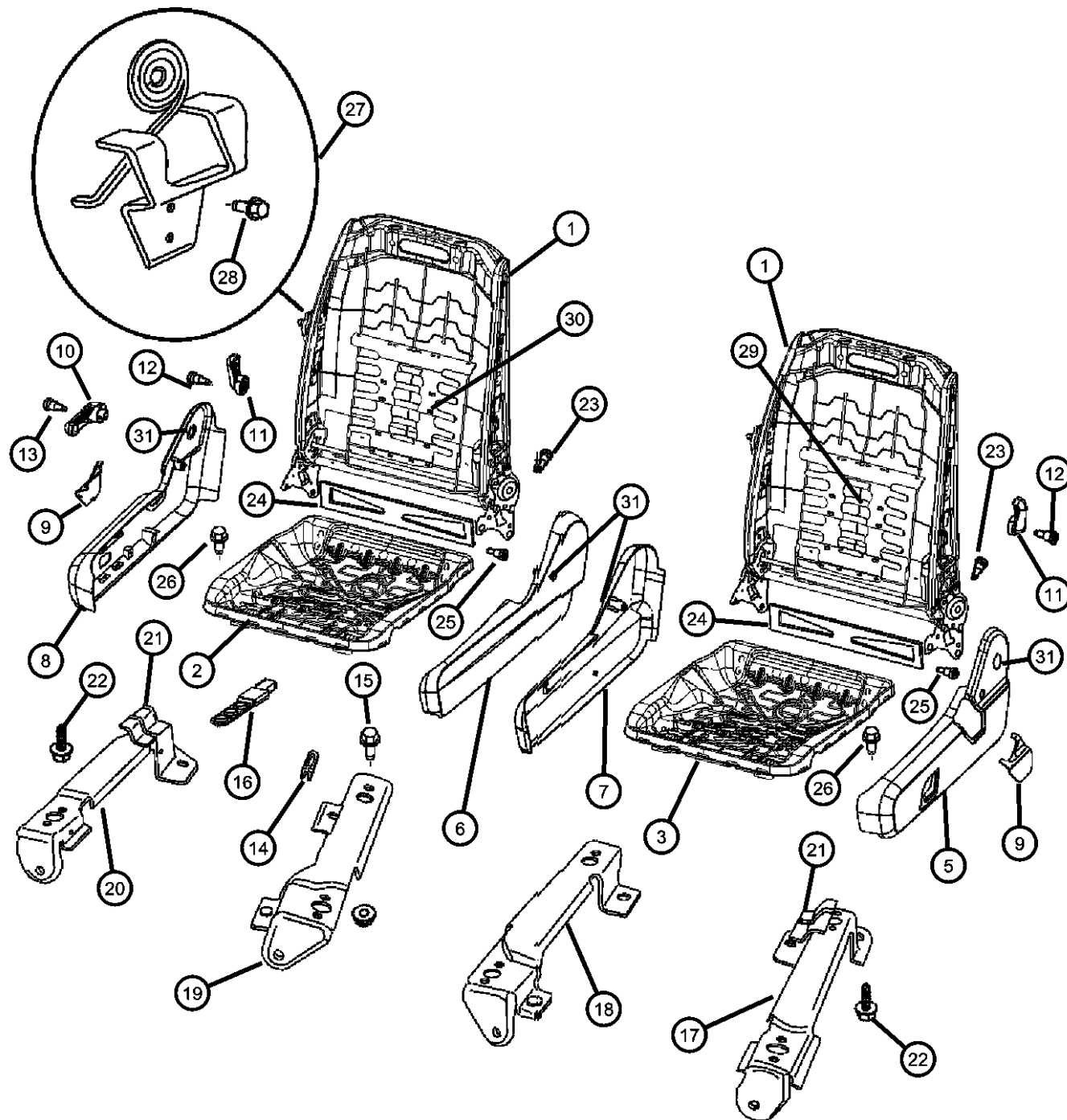
DGQ = 5-Spd Automatic 545RFE
Transmission

AR = use ase required - = Non illustrated part

2007 HG

<< RETURN TO GROUP INDEX

Back Frames, Cushion Pans, Shields & Attaching Parts
Figure IHG-810



ITEM	PART NUMBER	QTY	LINE	SERIES	BODY	ENGINE	TRANS	TRIM	DESCRIPTION
8	0ZZ431D5AB	1	1, 5		74			*S7 [DB]	SHIELD, Seat Adjuster, Outboard Passenger
	0ZZ241D5AB	1	1, 5		74			*S7 [DB]	
		1	1, 5		74			*CJ [DB]	
	0ZZ241J3AB	1	1, 5		74			*S7 [J1]	
		1	1, 5		74			*CJ [J1]	
9	1FB691D1AA	1	1, 5		74			*DZ [J1]	COVER, Seat Belt Anchor
	1FS67BD1AA	1	1, 5		74			*DZ [J1], Left	
	1FS67BD5AA	1	1, 5		74			*S7 [DB], Left	
		1	1, 5		74			*CJ [DB], Left	
	1FS67ZJ3AA	1	1, 5		74			*S7 [J1], Left	
		1	1, 5		74			*CJ [J1], Left	
	1FS68BD1AA	1	1, 5		74			*DZ [J1], Right	
	1FS68BD5AA	1	1, 5		74			*S7 [DB], Right	
		1	1, 5		74			*CJ [DB], Right	
	1FS68ZJ3AA	1	1, 5		74			*S7 [J1], Right	
10		1	1, 5		74			*CJ [J1], Right	HANDLE, Recliner
	0ZZ08DX9AA	1	1, 5		74			*S7 [DB] [J1]	
		1	1, 5		74			*CJ [DB] [J1]	
11									HANDLE, Lumbar
	0ZZ101D1AA	1	1, 5		74			*DZ [J1]	
	0ZZ10DX9AA	1	1, 5		74			*S7 [DB]	
12		1	1, 5		74			*CJ [DB] [J1]	SCREW, Lumbar Handle
	05135296AA	1	1, 5		74			*S7	
		1	1, 5		74			*CJ	
13									SCREW, Recliner Handle
	05135294AA	1	1, 5		74			*S7	
		1	1, 5		74			*CJ	
14									LIMITER, Seat Track Travel
	05135266AA	2	1, 5		74			*S7	
		2	1, 5		74			*CJ	

ASPEN (HG)

SERIES

P = PREMIUM

LINE

1 = Lt. Duty DODGE 2WD
5 = Lt. Duty DODGE 4WD

BODY

74 = SPORT UTILITY 4-DR
TYPE #4

ENGINE

EVA = 4.7L V8 MPI Engine
EVD = 4.7L V8 FFV Engine
EZB = 5.7L Hemi Multi
Displacement Engine

TRANSMISSION

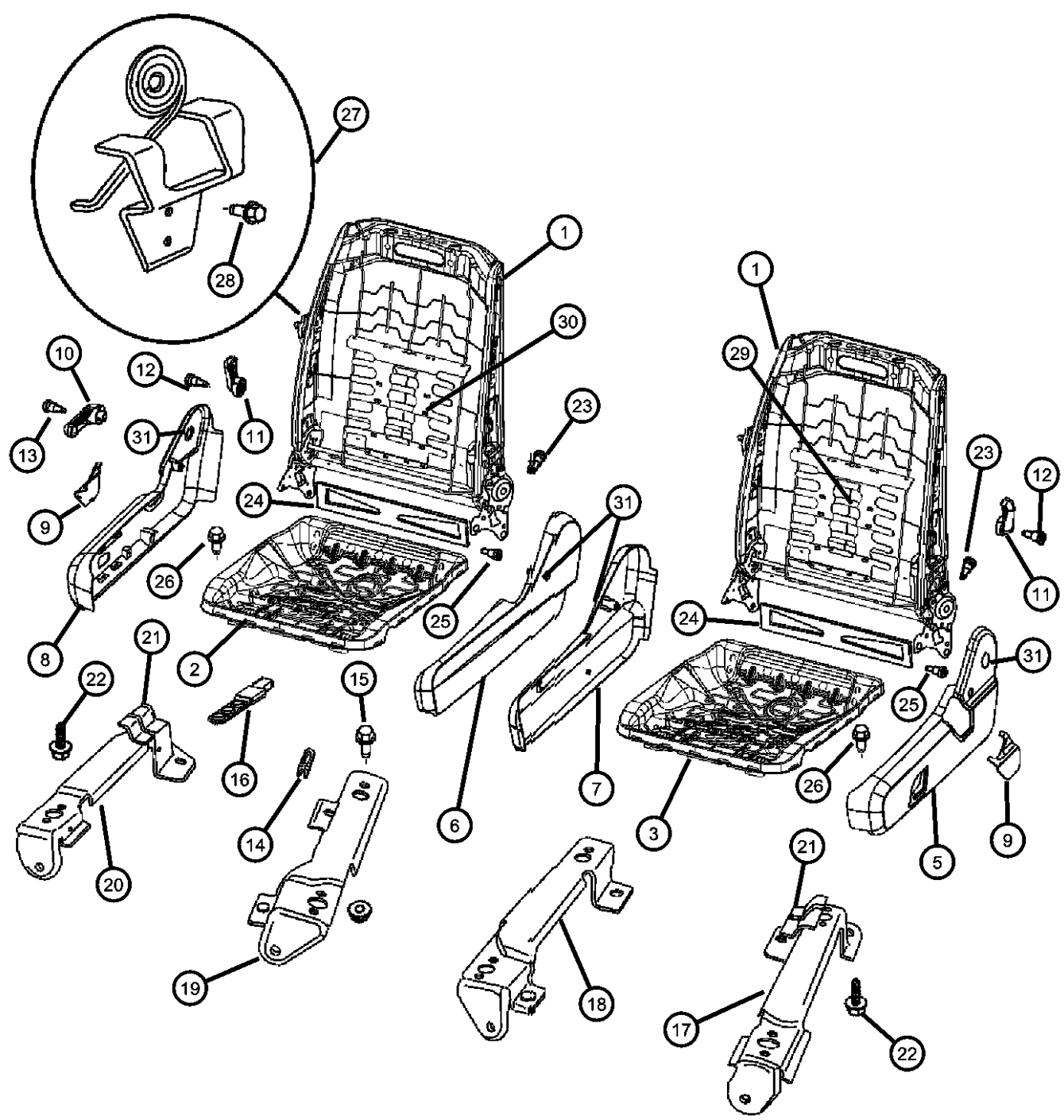
DGQ = 5-Spd Automatic 545RFE
Transmission

AR = use ase required - = Non illustrated part

2007 HG

<< RETURN TO GROUP INDEX

Back Frames, Cushion Pans, Shields & Attaching Parts
Figure IHG-810

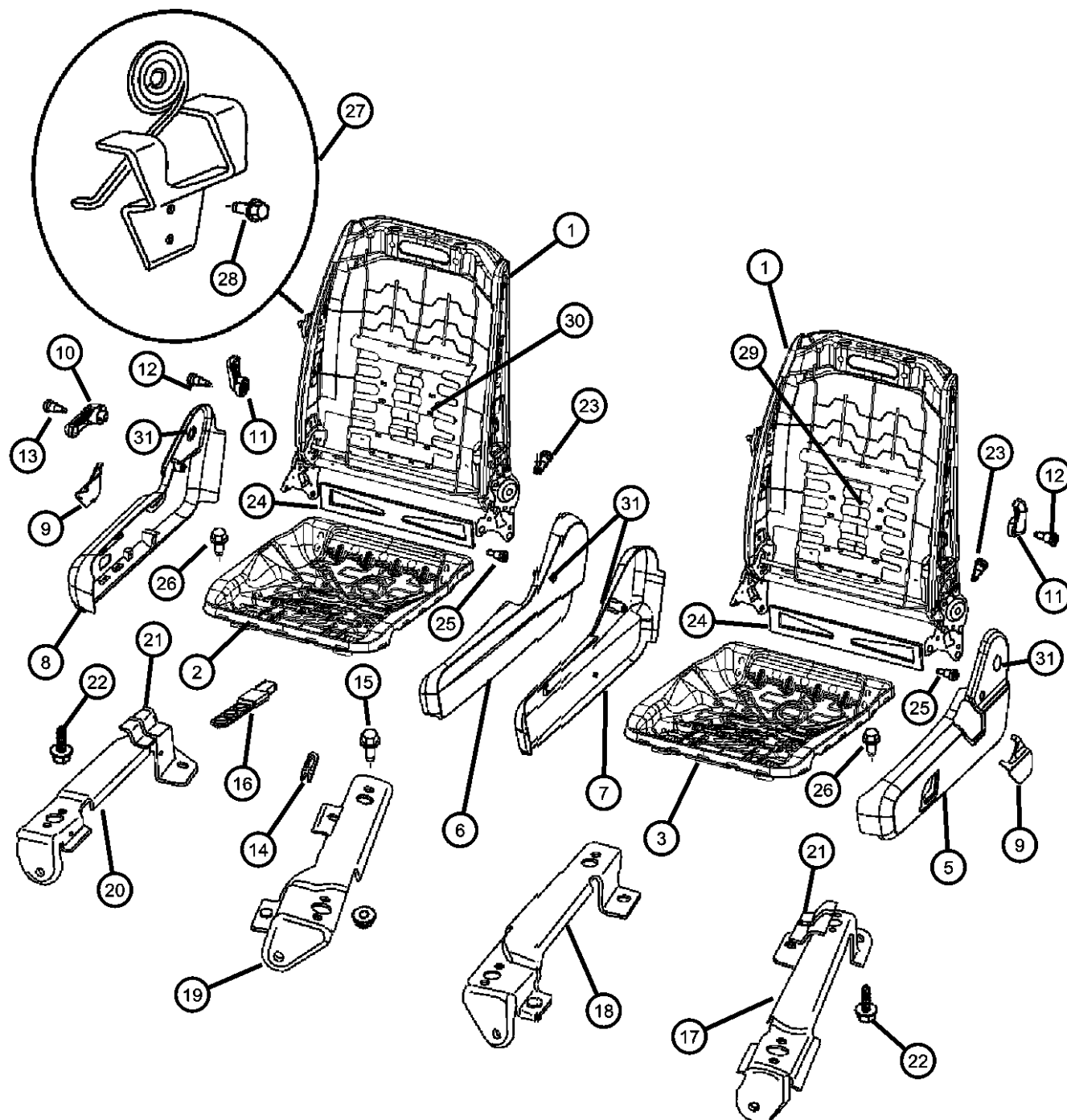


ITEM	PART NUMBER	QTY	LINE	SERIES	BODY	ENGINE	TRANS	TRIM	DESCRIPTION
15	05135267AA	2	1, 5		74			*S7	With Power Seat
		2	1, 5		74			*CJ	With Power Seat
		2	1, 5		74			*DZ	With Power Seat
15	05135300AA	4	1, 5		74				BOLT, Seat, Strain Guage to Riser
		4	1, 5		74			*S7	
		4	1, 5		74			*CJ	
16	56043206AC	1	1, 5		74			*DZ	SENSOR, Seat track position
		1	1, 5		74			*S7	
		1	1, 5		74			*CJ	
17	05135271AA	1	1, 5		74			*DZ	RISER, Seat, Left Outboard
		1	1, 5		74			*S7	
		1	1, 5		74			*CJ	
18	05135270AA	1	1, 5		74				RISER, Seat, Left Inboard
		1	1, 5		74			*S7	
		1	1, 5		74			*DZ	
19	05135269AA	1	1, 5		74			*CJ	RISER, Seat, Right Inboard
		1	1, 5		74			*S7	Power Seats
		1	1, 5		74			*CJ	Power Seats
20	68003191AA	1	1, 5		74			*DZ	Power Seats
		1	1, 5		74			*CJ	Manual Seats
		1	1, 5		74			*S7	Manual Seats
20	05135268AA	1	1, 5		74				RISER, Seat, Right Outboard
		1	1, 5		74			*S7	Power Seats
		1	1, 5		74			*DZ	Power Seats
21	68003190AA	1	1, 5		74			*CJ	Power Seats
		1	1, 5		74			*S7	Manual Seats
		1	1, 5		74			*CJ	Manual Seats
21	05135285AA	1	1, 5		74				BRACKET, Seat
		1	1, 5		74			*S7	
		1	1, 5		74			*CJ	

ASPEN (HG)				
SERIES	LINE	BODY	ENGINE	TRANSMISSION
P = PREMIUM	1 = Lt. Duty DODGE 2WD 5 = Lt. Duty DODGE 4WD	74 = SPORT UTILITY 4-DR TYPE #4	EVA = 4.7L V8 MPI Engine EVD = 4.7L V8 FFV Engine EZB = 5.7L Hemi Multi Displacement Engine	DGQ = 5-Spd Automatic 545RFE Transmission

AR = use ase required - = Non illustrated part

Back Frames, Cushion Pans, Shields & Attaching Parts Figure IHG-810



ITEM	PART NUMBER	QTY	LINE	SERIES	BODY	ENGINE	TRANS	TRIM	DESCRIPTION
22		1	1, 5		74			*DZ	SCREW, Seat
	05135295AA	2	1, 5		74			*CJ	
		2	1, 5		74			*DZ	
		2	1, 5		74			*S7	
23									BOLT, Seat, Back to Cushion Frame
	05135301AA	4	1, 5		74			*CJ	
		4	1, 5		74			*S7	
		4	1, 5		74			*DZ	
24									BRACE, Seat
	05135265AA	1	1, 5		74			*S7	
		1	1, 5		74			*CJ	
		1	1, 5		74			*DZ	
25									SCREW, Seat, To Brace
	05135289AA	4	1, 5		74			*S7	
		4	1, 5		74			*CJ	
		4	1, 5		74			*DZ	
26									SCREW, Seat
	05135304AA	4	1, 5		74			*S7	
		4	1, 5		74			*CJ	
		4	1, 5		74			*DZ	
27									CLIP, Anti Rattle, For Manual Recliner, Contains: Stiffening Bracket, Tension Spring & Screw
	05139104AA	1	1, 5		74			*S7	
		1	1, 5		74			*CJ	
28									SCREW, Seat
	05135289AA	4	1, 5		74			*S7	
		4	1, 5		74			*CJ	
		4	1, 5		74			*DZ	
29									LUMBAR, Support, Left, Includes Lumbar Basket, Cable & Gearbox
	05134945AA	1	1, 5		74			*S7	Power
		1	1, 5		74			*CJ	Power
30									LUMBAR, Support, Right, Includes Lumbar Basket, Cable & Gearbox

ASPEN (HG)

SERIES

P = PREMIUM

LINE

1 = Lt. Duty DODGE 2WD
5 = Lt. Duty DODGE 4WD

BODY

74 = SPORT UTILITY 4-DR
TYPE #4

ENGINE

EVA = 4.7L V8 MPI Engine
EVD = 4.7L V8 FFV Engine
EZB = 5.7L Hemi Multi Displacement Engine

TRANSMISSION

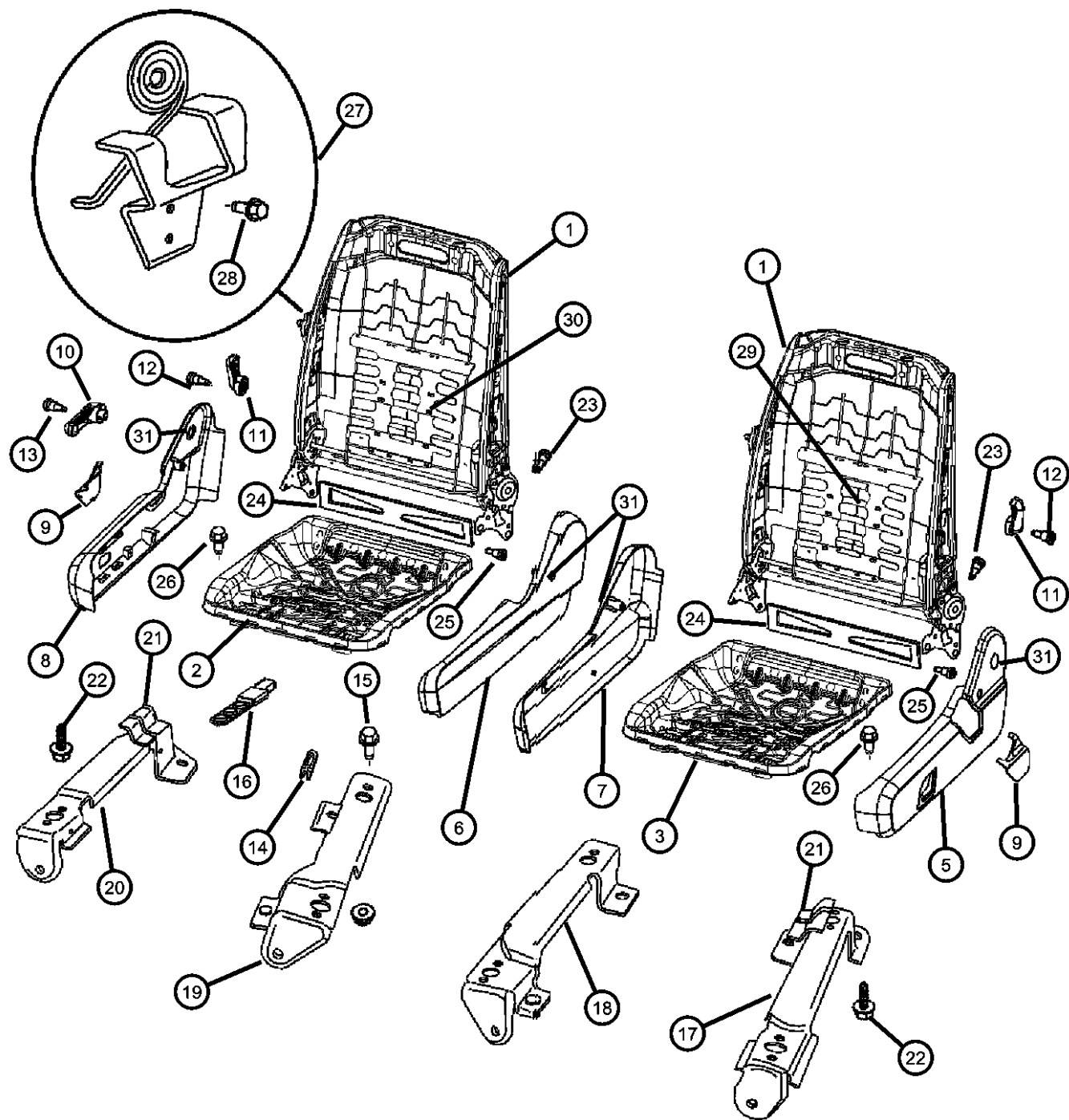
DGQ = 5-Spd Automatic 545RFE Transmission

AR = use ase required - = Non illustrated part

2007 HG

<< RETURN TO GROUP INDEX

Back Frames, Cushion Pans, Shields & Attaching Parts
Figure IHG-810

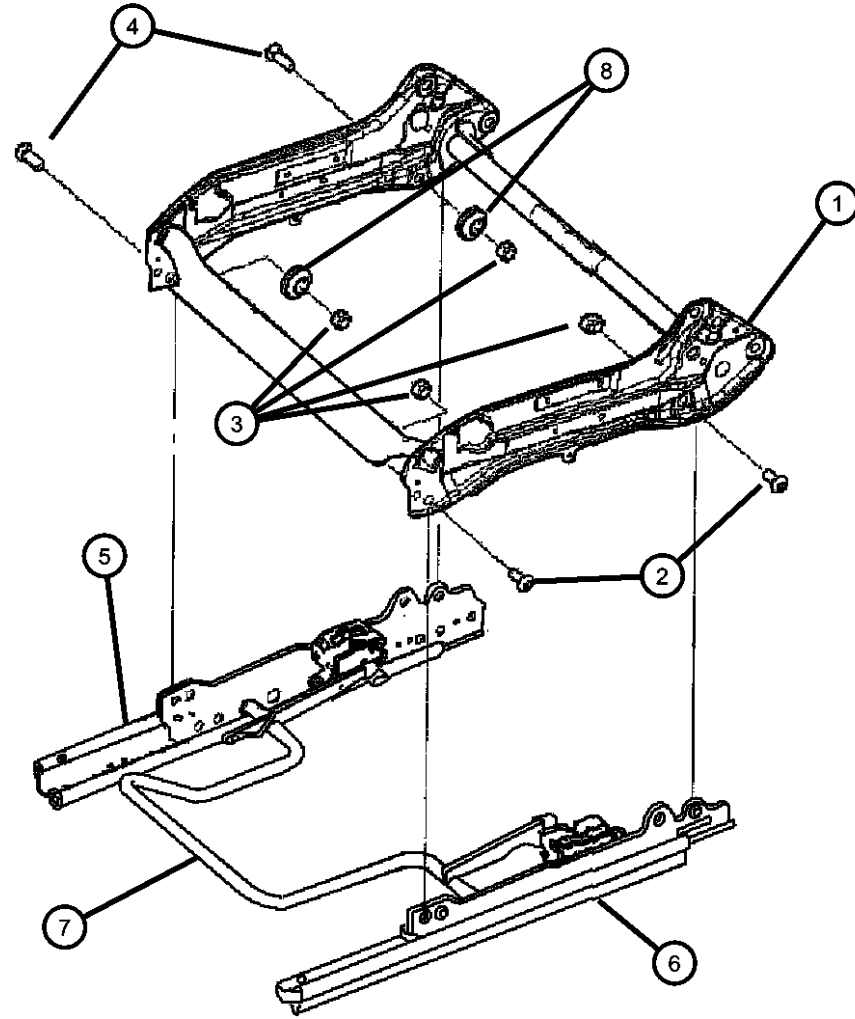


ITEM	PART NUMBER	QTY	LINE	SERIES	BODY	ENGINE	TRANS	TRIM	DESCRIPTION
31	05139954AA	1	1, 5		74			*CJ	Manual
		1	1, 5		74			*S7	Manual
	05135297AA	9	1, 5		74			*S7	SCREW, Seat, Side Shield Screw
		9	1, 5		74			*CJ	
		1	1, 5		74			*DZ	

ASPEN (HG)									
SERIES	LINE								
P = PREMIUM	1 = Lt. Duty DODGE 2WD 5 = Lt. Duty DODGE 4WD				74 = SPORT UTILITY 4-DR TYPE #4	EVA = 4.7L V8 MPI Engine EVD = 4.7L V8 FFV Engine EZB = 5.7L Hemi Multi Displacement Engine	DGQ = 5-Spd Automatic 545RFE Transmission		

AR = use ase required - = Non illustrated part

Manual Adjuster
Figure IHG-820



ITEM	PART NUMBER	QTY	LINE	SERIES	BODY	ENGINE	TRANS	TRIM	DESCRIPTION
1	05135282AA	1	1, 5		74			*S7	FRAME, Front Seat Cushion
		1	1, 5		74			*CJ	
2	05135308AA	1	1, 5		74			*S7	BOLT, Seat
		1	1, 5		74			*CJ	
3	05135309AA	1	1, 5		74			*S7	NUT, Seat
		1	1, 5		74			*CJ	
4	05135310AA	1	1, 5		74			*CJ	BOLT, Seat
		1	1, 5		74			*S7	
5	05135225AA	1	1, 5		74			*S7	ADJUSTER, Manual Seat, Includes Towel Bar Pivot Bushing
		1	1, 5		74			*CJ	
6	05135224AA	1	1, 5		74			*S7	ADJUSTER, Manual Seat, Includes Towel Bar Pivot Bushing
		1	1, 5		74			*CJ	
7	05135236AA	1	1, 5		74			*S7	HANDLE, Towel Bar, Includes Spring
		1	1, 5		74			*CJ	
8	05135312AA	1	1, 5		74			*S7	SPACER, Seat Track
		1	1, 5		74			*CJ	
-9	05135302AA	1	1, 5		74			*S7	BOLT, Seat, Adjuster to Riser With Strain Guage
		1	1, 5		74			*CJ	
-10	05135300AA	4	1, 5		74			*CJ	BOLT, Seat, Adjuster to Riser
		4	1, 5		74			*S7	

ASPEN (HG)

SERIES

P = PREMIUM

LINE

1 = Lt. Duty DODGE 2WD
5 = Lt. Duty DODGE 4WD

BODY

74 = SPORT UTILITY 4-DR
TYPE #4

ENGINE

EVA = 4.7L V8 MPI Engine
EVD = 4.7L V8 FFV Engine
EZB = 5.7L Hemi Multi
Displacement Engine

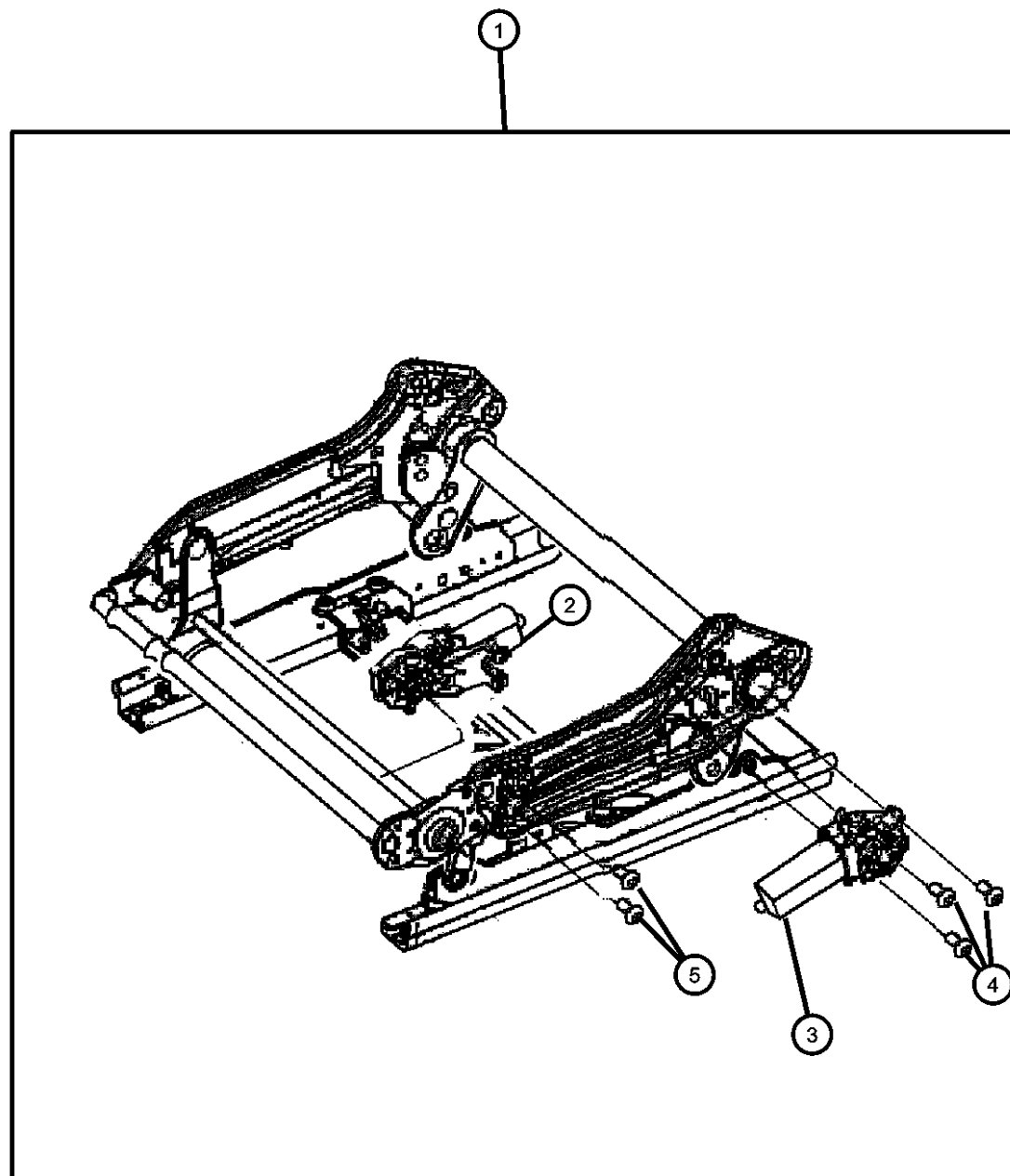
TRANSMISSION

DGQ = 5-Spd Automatic 545RFE
Transmission

AR = use ase required - = Non illustrated part

2007 HG

Power Adjuster
Figure IHG-830



ITEM	PART NUMBER	QTY	LINE	SERIES	BODY	ENGINE	TRANS	TRIM	DESCRIPTION
1									ADJUSTER, Power Seat
	05134968AA	1	1, 5		74			*DZ	Right
	68020712AA	1	1, 5		74			*S7	Left
		1	1, 5		74			*CJ	Left
	68020713AA	1	1, 5		74			*DZ	Left
2									MOTOR, Power Seat, Tilt
	05135155AA	1	1, 5		74			*DZ	
	05135157AA	1	1, 5		74			*S7	
3									MOTOR, Power Seat, Height
	05135111AB	1	1, 5		74			*S7	
	05135113AA	1	1, 5		74			*DZ	
4									SCREW, Seat, Height Motor
	05135305AA	1	1, 5		74			*S7	
		1	1, 5		74			*DZ	
5									SCREW, Seat, Tilt Motor
	05135307AA	1	1, 5		74			*DZ	
		1	1, 5		74			*S7	
-6									BOLT, Seat, Adjuster to Riser With Strain Gauge
	05135302AA	1	1, 5		74			*S7	
		1	1, 5		74			*DZ	
-7									BOLT, Seat, Adjuster to Riser
	05135300AA	4	1, 5		74			*S7	
		4	1, 5		74			*DZ	
-8									BRACKET, Seat, [U] Brkt attach's to the rear adjuster bar.
	68028718AA	1	1, 5		74			*CJ	Attach's the seat cusion to the adjuster
		1	1, 5		74			*S7	Attach's the seat cusion to the adjuster
		1	1, 5		74			*DZ	Attach's the seat cusion to the adjuster

ASPEN (HG)

SERIES

P = PREMIUM

LINE

1 = Lt. Duty DODGE 2WD
5 = Lt. Duty DODGE 4WD

BODY

74 = SPORT UTILITY 4-DR
TYPE #4

ENGINE

EVA = 4.7L V8 MPI Engine
EVD = 4.7L V8 FFV Engine
EZB = 5.7L Hemi Multi
Displacement Engine

TRANSMISSION

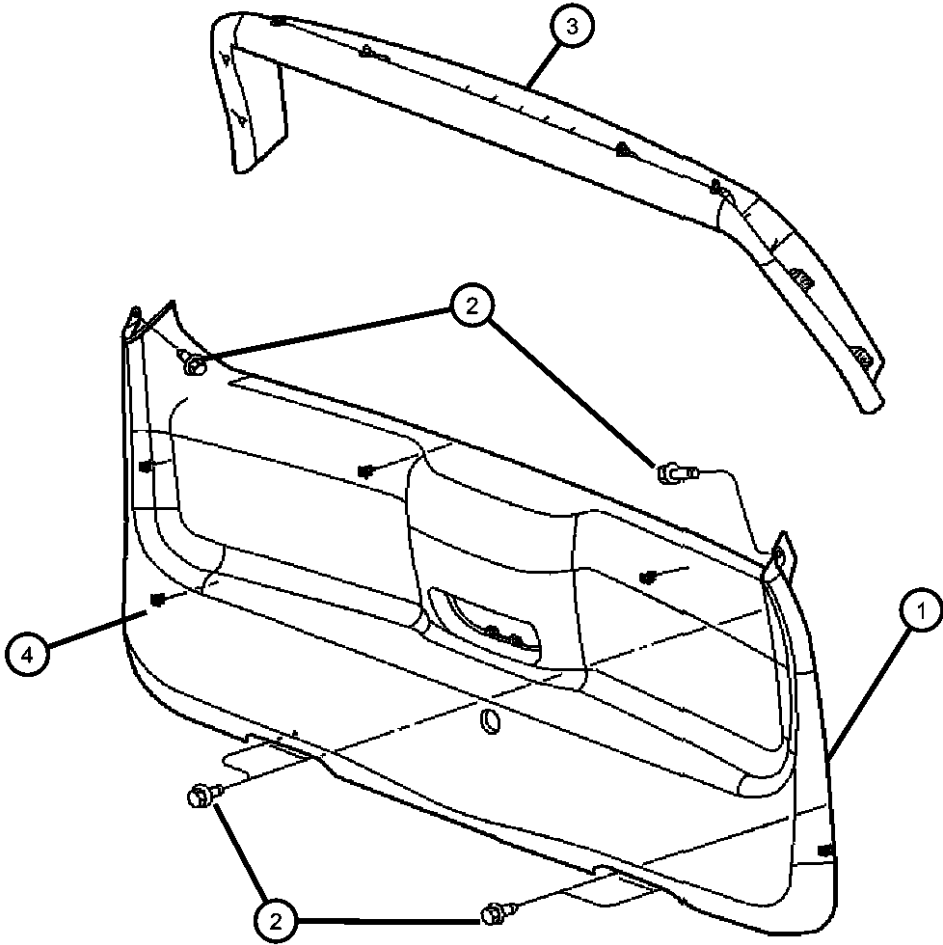
DGQ = 5-Spd Automatic 545RFE
Transmission

AR = use ase required - = Non illustrated part

2007 HG

Panels, Liftgate And Scuff Plates
Figure IHG-1010

ITEM	PART NUMBER	QTY	LINE	SERIES	BODY	ENGINE	TRANS	TRIM	DESCRIPTION
1									PANEL, Liftgate Lower
	1DH27BD1AB	1	1, 5		74			*O0	[J1]
	1DH27XD-BAB	1	1, 5		74			*O0	[DB]
2	00153634	6	1, 5		74				SCREW
3									PANEL, Liftgate Trim Upper
	1ED52BDXAA	1						*O0	Without [JRC] Power Liftgate
	5KJ92BDXAB	1						*O0	With [JRC] Power Liftgate
4	55350671	AR	1, 5		74				CLIP, Trim Panel

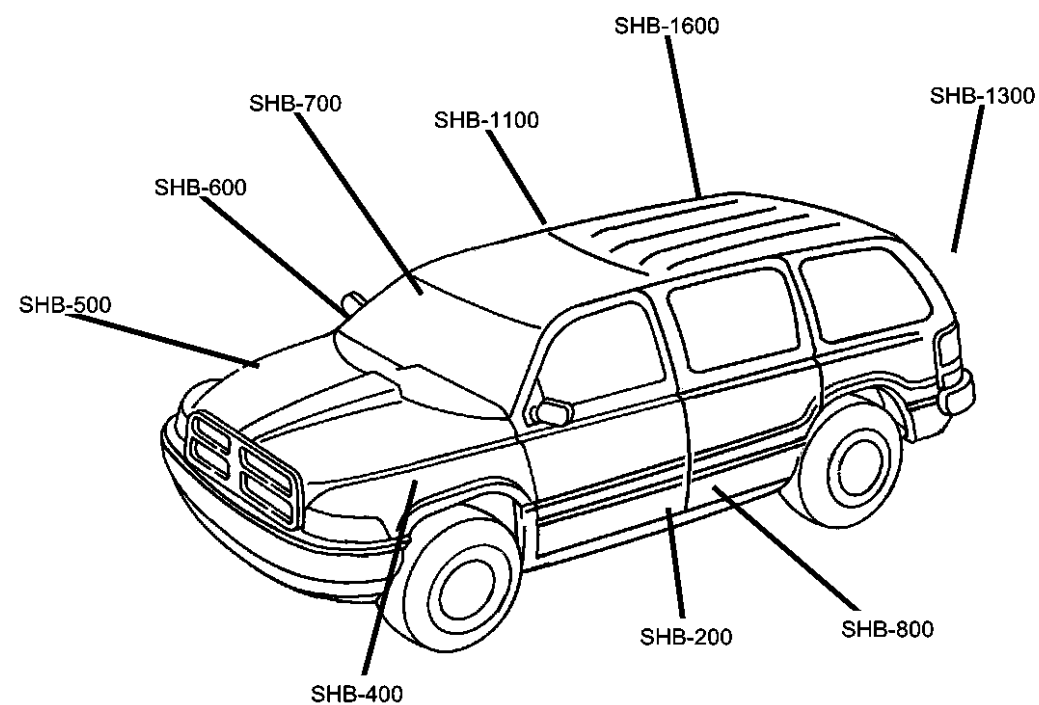


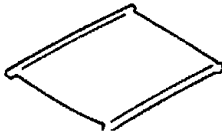

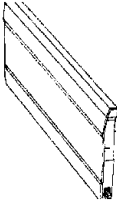

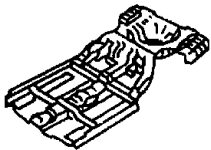



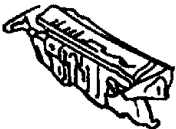

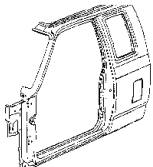
ASPEN (HG)				
SERIES	LINE	BODY	ENGINE	TRANSMISSION
P = PREMIUM	1 = Lt. Duty DODGE 2WD 5 = Lt. Duty DODGE 4WD	74 = SPORT UTILITY 4-DR TYPE #4	EVA = 4.7L V8 MPI Engine EVD = 4.7L V8 FFV Engine EZB = 5.7L Hemi Multi Displacement Engine	DGQ = 5-Spd Automatic 545RFE Transmission

AR = use ase required - = Non illustrated part

Group - SHG

Body Sheet Metal Except Doors

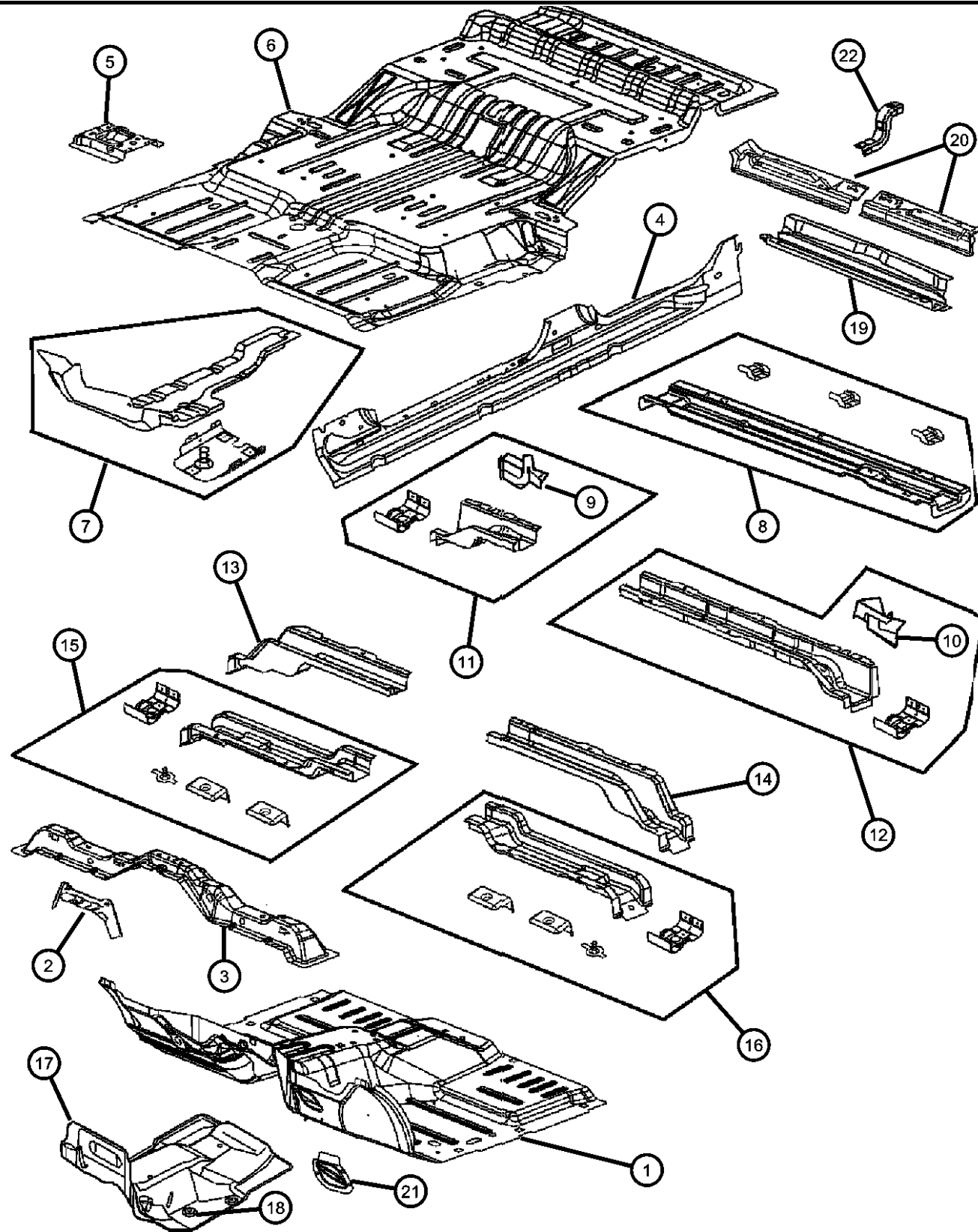


SHG-1100 Roof Panels 	SHG-1200 Sunroof 	SHG-1300 Liftgate 	SHG-1600 Luggage Rack 
SHG-200 Floor Pans 	SHG-300 Plugs 	SHG-400 Front Fender 	SHG-500 Hood & Hood Release 
SHG-600 Cowl & Dash Panel 	SHG-700 Glass, Windsheild & Backlite & Quarter & Mirror 	SHG-800 Aperture Panel 	

Group - SHG Body Sheet Metal Except Doors

Illustration Title	Group-Fig. No.
Floor Pans	
Floor Pan	Fig. SHG - 210
Plugs	
Plugs Floor Pan	Fig. SHG - 310
Body Plugs.....	Fig. SHG - 320
Front Fender	
Fender Front.....	Fig. SHG - 410
Hood & Hood Release	
Hood And Hood Release	Fig. SHG - 510
Cowl & Dash Panel	
Cowl Screen And Shield.....	Fig. SHG - 610
Glass, Windsheild & Backlite & Quarter & Mirror	
Windshield And Mirror, Rear Window, Quarter Window.....	Fig. SHG - 710
Aperture Panel	
Aperture Panel Bodyside	Fig. SHG - 810
Roof Panels	
Roof Panels.....	Fig. SHG - 1110
Sunroof	
Sunroof.....	Fig. SHG - 1210
Liftgate	
Liftgate	Fig. SHG - 1310
Liftgate Handle	Fig. SHG - 1320
Luggage Rack	
Luggage Rack.....	Fig. SHG - 1610

Floor Pan
Figure SHG-210



ITEM	PART NUMBER	QTY	LINE	SERIES	BODY	ENGINE	TRANS	TRIM	DESCRIPTION
1	55362392AC	1							PAN, Front Floor
2	55362523AA	1	1, 5		74				BRACKET, Dash
3	55362402AA	1	1, 5		74				CROSSMEMBER, Floor Pan
4									PANEL, Sill
	55362421AF	1	1, 5		74				Left
	55362420AF	1	1, 5		74				Right
5	55362412AB	1	1, 5		74				BRACKET, Air Bag Control Module
6	55362426AE	1							PAN, Floor
7									PANEL, Underbody Front
	55362388AA	1	1, 5		74				Right
	55362389AA	1	1, 5		74				Left
8	55364456AA	1							CROSSMEMBER, Rear Floor
9	55364022AA	1	1, 5		74				STRIKER, Seat Back Latch
10	55364023AA	1	1, 5		74				STRIKER, Seat Back Latch
11	55362430AB	1	1, 5		74				CROSSMEMBER, Floor PanRight
12	55362431AB	1	1, 5		74				CROSSMEMBER, Floor PanLeft
13	55362480AA	1	1, 5		74				CROSSMEMBER, 2nd row seat mountRight
14	55362481AA	1	1, 5		74				CROSSMEMBER, 2nd row seat mountLeft
15	55362394AA	1	1, 5		74				CROSSMEMBER, Floor PanRight
16	55362395AA	1	1, 5		74				CROSSMEMBER, Floor PanLeft
17	55361115AB	1	1, 5		74				SILENCER, Floor Pan Front Tunnel
18	06508463AA	5	1, 5		74				NUT, Plastic
19	55364573AA	1	1, 5		74				CROSSMEMBER, Underbody
20									PANEL, Liftgate Lower
	55362248AA	1	1, 5		74				Right
	55362249AA	1	1, 5		74				Left
21	55364028AA	1	1, 5		74				REINFORCEMENT, Steering column
22	55364108AA	1	1, 5		74				REINFORCEMENT, Floor Pan

ASPEN (HG)

SERIES

P = PREMIUM

LINE

1 = Lt. Duty DODGE 2WD

5 = Lt. Duty DODGE 4WD

BODY

74 = SPORT UTILITY 4-DR

TYPE #4

ENGINE

EVA = 4.7L V8 MPI Engine

EVD = 4.7L V8 FFV Engine

EZB = 5.7L Hemi Multi Displacement Engine

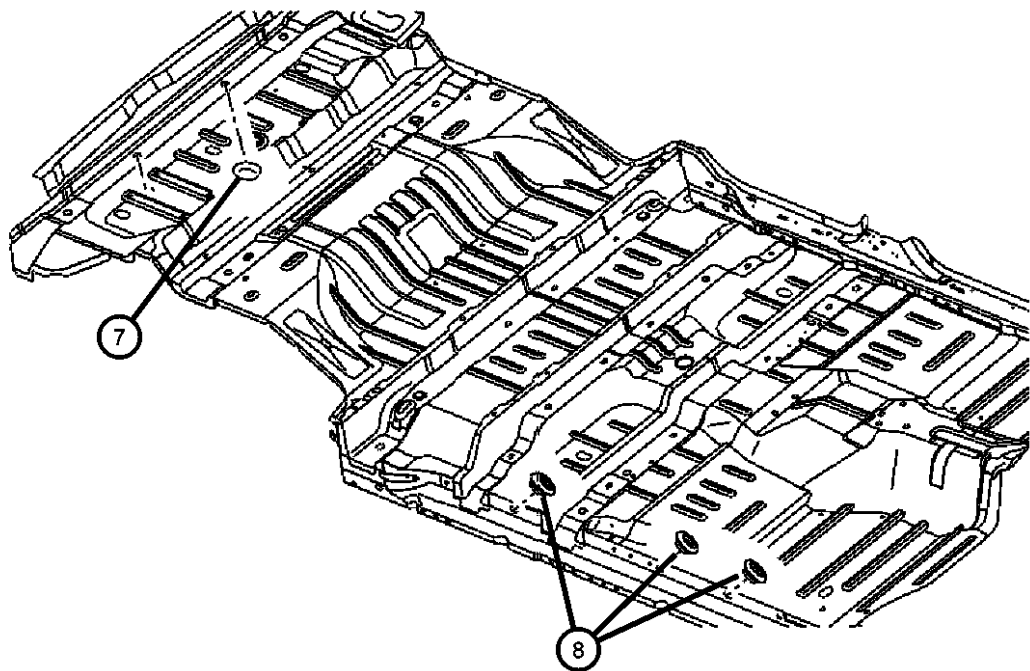
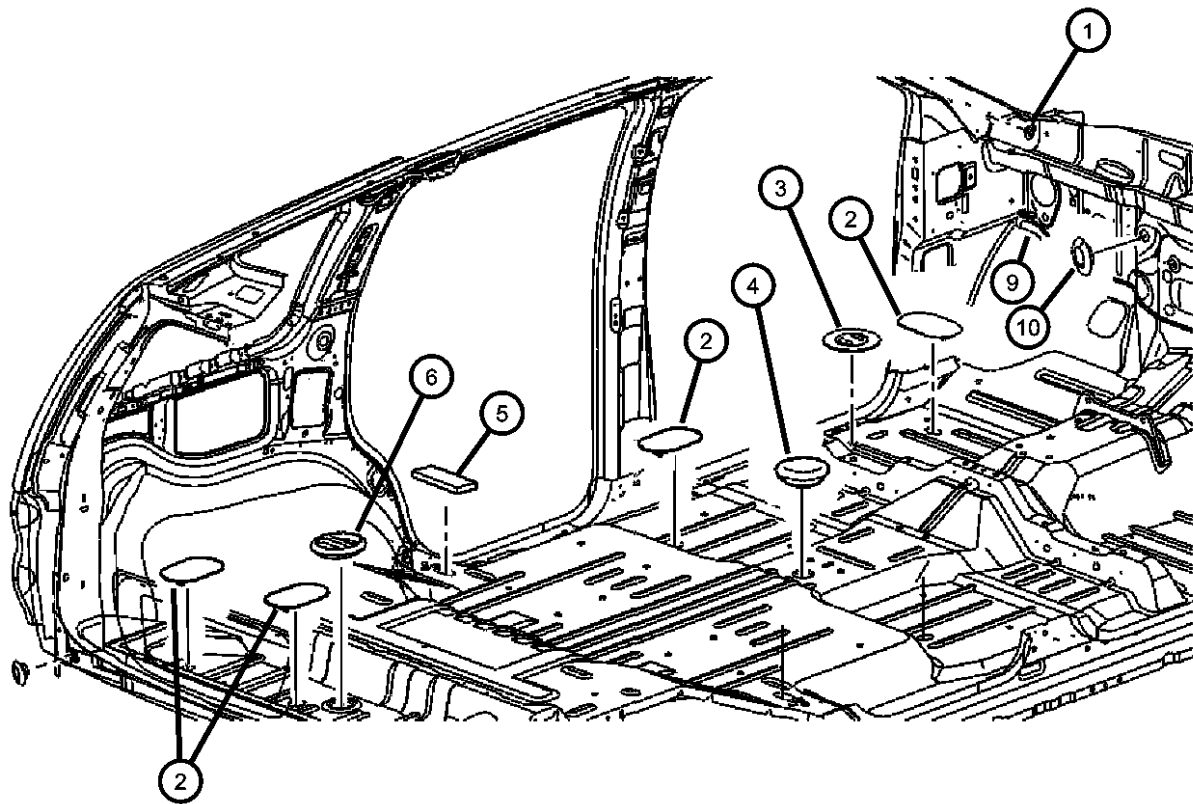
TRANSMISSION

DGQ = 5-Spd Automatic 545RFE Transmission

AR = use ase required - = Non illustrated part

2007 HG

Plugs Floor Pan
Figure SHG-310



ITEM	PART NUMBER	QTY	LINE	SERIES	BODY	ENGINE	TRANS	TRIM	DESCRIPTION
1	04860346	2	1, 5		74				PLUG
2	55360966AA	8	1, 5		74				PLUG, Floor Pan
3	55360966AA	8							PLUG, 25.4mm, (NOT SERVICED)
4	55257105AA	1	1, 5		74				PLUG, Floor, 50mm
5	55257105AA	1							PATCH, Rear Seat Striker, (NOT SERVICED)
6	55257080AA	1	1, 5		74				PLUG, Access Hole
7	04440294	4	1, 5		74				PLUG
8	55257380AD	4							PLUG
9	04860953AA	1	1, 5		74				PLUG, Drain
10	04780450	1	1, 5		74				PLUG

ASPEN (HG)				
SERIES	LINE	BODY	ENGINE	TRANSMISSION
P = PREMIUM	1 = Lt. Duty DODGE 2WD 5 = Lt. Duty DODGE 4WD	74 = SPORT UTILITY 4-DR TYPE #4	EVA = 4.7L V8 MPI Engine EVD = 4.7L V8 FFV Engine EZB = 5.7L Hemi Multi Displacement Engine	DGQ = 5-Spd Automatic 545RFE Transmission

AR = use ase required - = Non illustrated part

Body Plugs
 Figure SHG-320

ITEM	PART NUMBER	QTY	LINE	SERIES	BODY	ENGINE	TRANS	TRIM	DESCRIPTION
1	55257380AD	4							PLUG
2	04440294	4	1, 5		74				PLUG
3	04860953AA	1	1, 5		74				PLUG, Drain
4	06031043	2	1, 5		74				PLUG
5	55364097AB	3							TAPE
6	55364097AB	1							TAPE

ASPEN (HG)
 SERIES
 P = PREMIUM

LINE
 1 = Lt. Duty DODGE 2WD
 5 = Lt. Duty DODGE 4WD

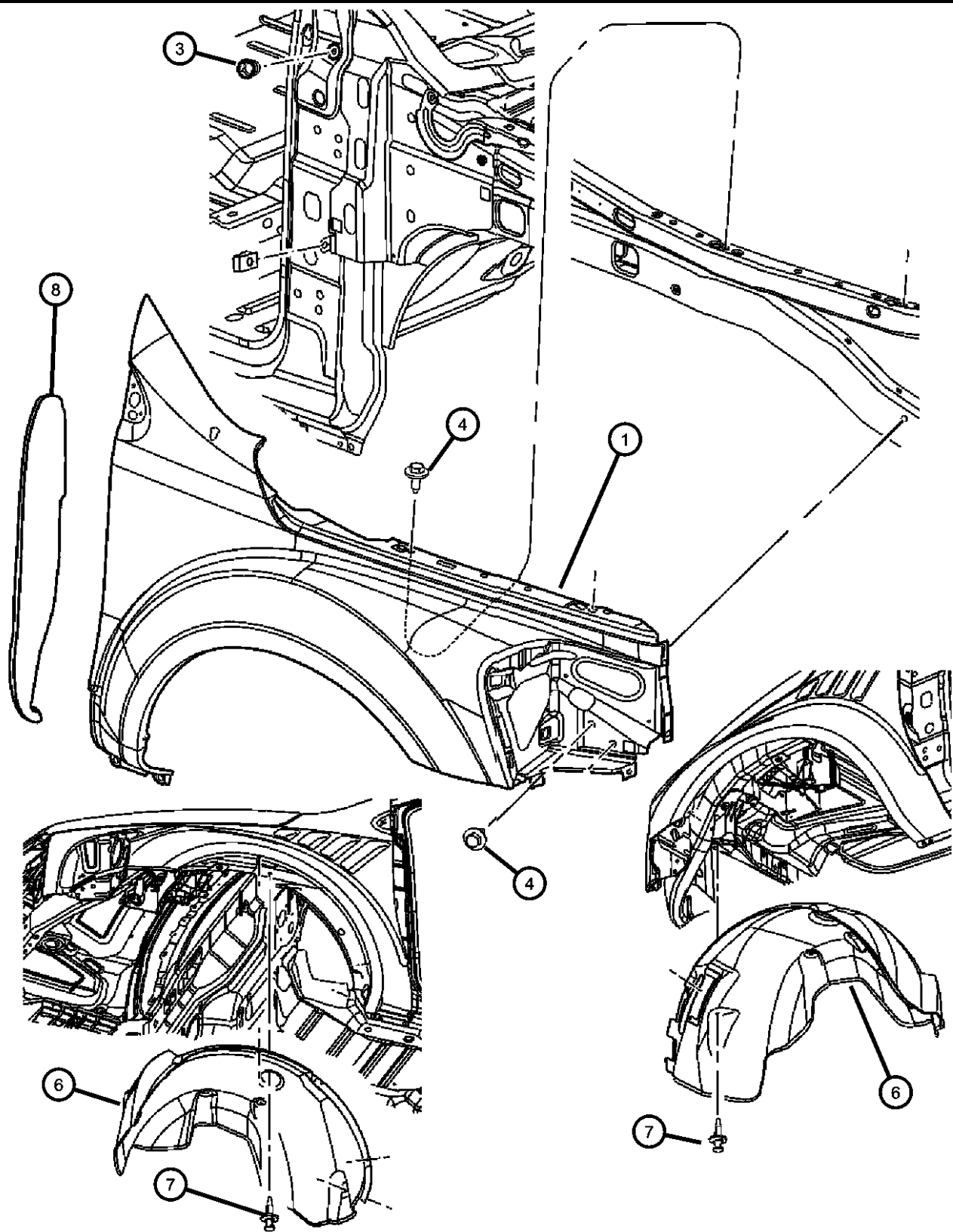
BODY
 74 = SPORT UTILITY 4-DR
 TYPE #4

ENGINE
 EVA = 4.7L V8 MPI Engine
 EVD = 4.7L V8 FFV Engine
 EZB = 5.7L Hemi Multi
 Displacement Engine

TRANSMISSION
 DGQ = 5-Spd Automatic 545RFE
 Transmission

AR = use ase required - = Non illustrated part

Fender Front
Figure SHG-410

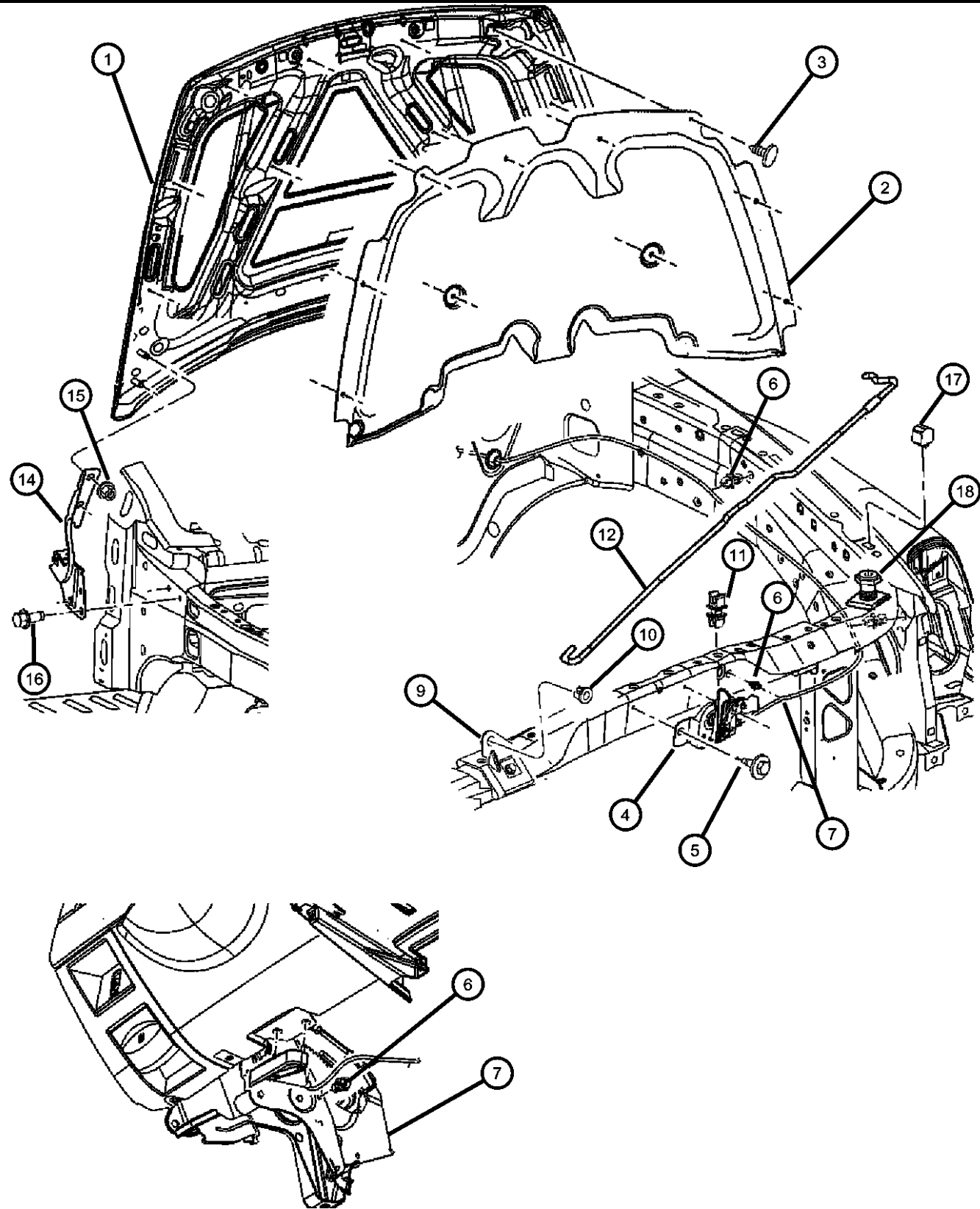


ITEM	PART NUMBER	QTY	LINE	SERIES	BODY	ENGINE	TRANS	TRIM	DESCRIPTION
1									PANEL, Fender
	68003356AA	1	1, 5		74				Right
	68003357AA	1	1, 5		74				Left
-2	06504118	6	1, 5		74				U-NUT, M6 x 1.00, M6x1.00
3	06506104AA	1	1, 5		74				NUT
4	06505903AA	8	1, 5		74				SCREW AND WASHER, Self Tapping, M6x1x22
-5	06506570AA	AR	1, 5		74				SCREW AND WASHER, Hex Head, M7 x 1.25 x 20.00
6									SHIELD, Splash
	55078070AF	1	1, 5		74				Right
	55078071AF	1	1, 5		74				Left
7	06500911	12	1, 5		74				RIVET, M6.25x28
8	55364226AB	2	1, 5		74				SEALRight & Left

ASPEN (HG)				
SERIES	LINE	BODY	ENGINE	TRANSMISSION
P = PREMIUM	1 = Lt. Duty DODGE 2WD 5 = Lt. Duty DODGE 4WD	74 = SPORT UTILITY 4-DR TYPE #4	EVA = 4.7L V8 MPI Engine EVD = 4.7L V8 FFV Engine EZB = 5.7L Hemi Multi Displacement Engine	DGQ = 5-Spd Automatic 545RFE Transmission

AR = use ase required - = Non illustrated part

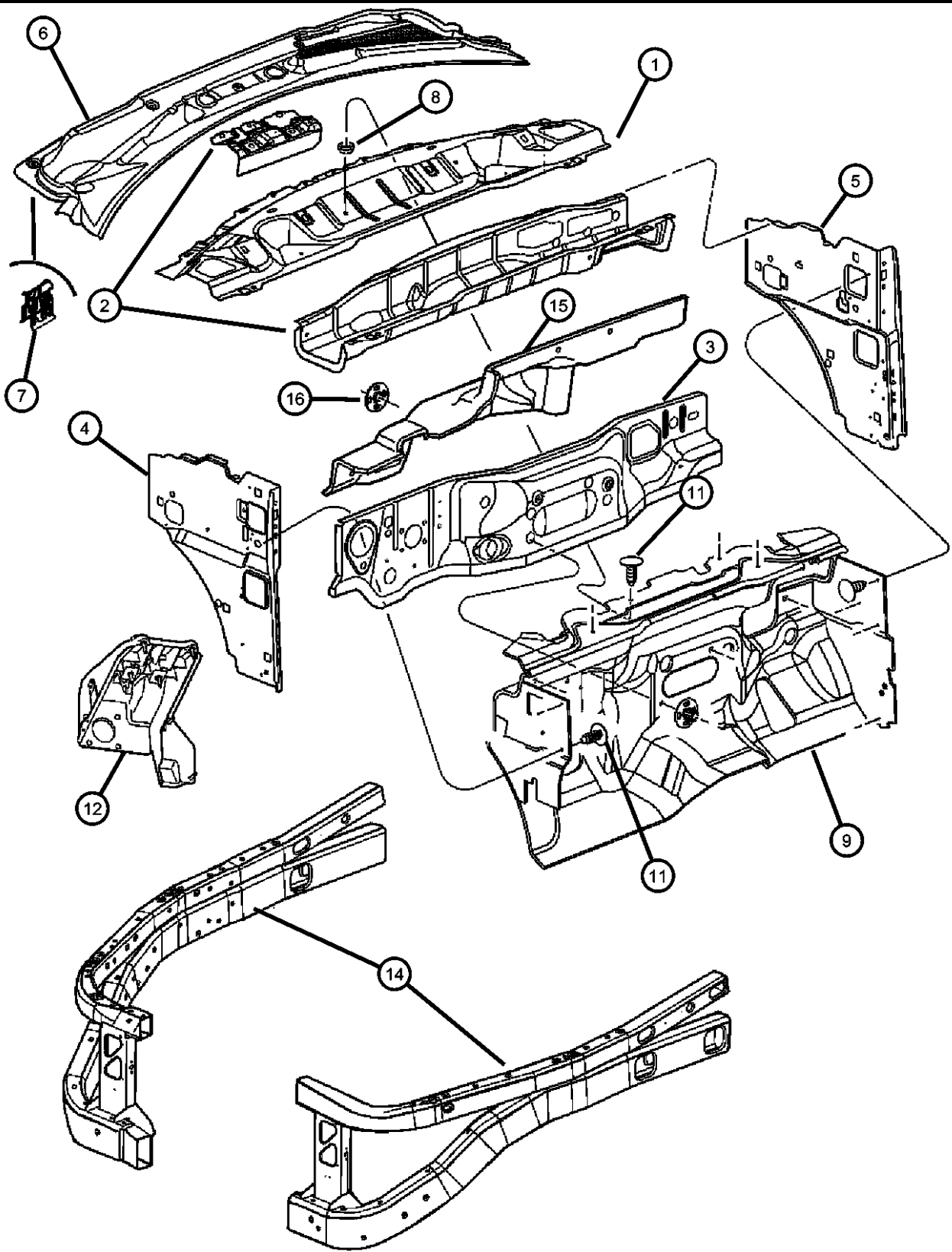
Hood And Hood Release
Figure SHG-510



ITEM	PART NUMBER	QTY	LINE	SERIES	BODY	ENGINE	TRANS	TRIM	DESCRIPTION
1	55364539AA	1	1, 5		74				HOOD
2	55361465AA	1	1, 5		74				PAD, Hood Silencer
3	06504135	1	1, 5		74				PIN, Push In, M6.3x15 LG
4	55362549AG	1	1, 5		74				LATCH, Hood
5	06101455	2							SCREW AND WASHER, Hex Head, M6x1x20
6	06503794	3	1, 5		74				CLIP, M6.3x11.2
7	55362551AB	1	1, 5		74				RELEASE, Hood Latch
-8	05207294	1	1, 5		74				GROMMET, Hood Latch Release
9	55364048AA	1	1, 5		74				BRACKET, Hood Prop Rod
10	04716486	1	1, 5		74				BUSHING, Hood Prop Rod Pivot
11	J4007456	1	1, 5		74				CLIP, Prop Rod
12	55364301AA	1	1, 5		74				ROD, Hood Prop
-13	05008284AB	1	1, 5		74				ISOLATOR, Hood Prop Rod
14									HINGE, Hood
	55364584AB	1	1, 5		74				Right
	55364585AB	1	1, 5		74				Left
15	06101445	2	1, 5		74				NUT AND WASHER, Hex Nut-Coned Washer, M8 x 1.25
16	06503661	2	1, 5		74				SCREW AND WASHER, Hex Head, M8x1.25x25
17	05054227AA	2	1, 5		74				BUMPER, Hood
18	55364470AB	2	1, 5		74				BUMPER, Hood

ASPEN (HG)				
SERIES	LINE	BODY	ENGINE	TRANSMISSION
P = PREMIUM	1 = Lt. Duty DODGE 2WD 5 = Lt. Duty DODGE 4WD	74 = SPORT UTILITY 4-DR TYPE #4	EVA = 4.7L V8 MPI Engine EVD = 4.7L V8 FFV Engine EZB = 5.7L Hemi Multi Displacement Engine	DGQ = 5-Spd Automatic 545RFE Transmission

Cowl Screen And Shield
Figure SHG-610

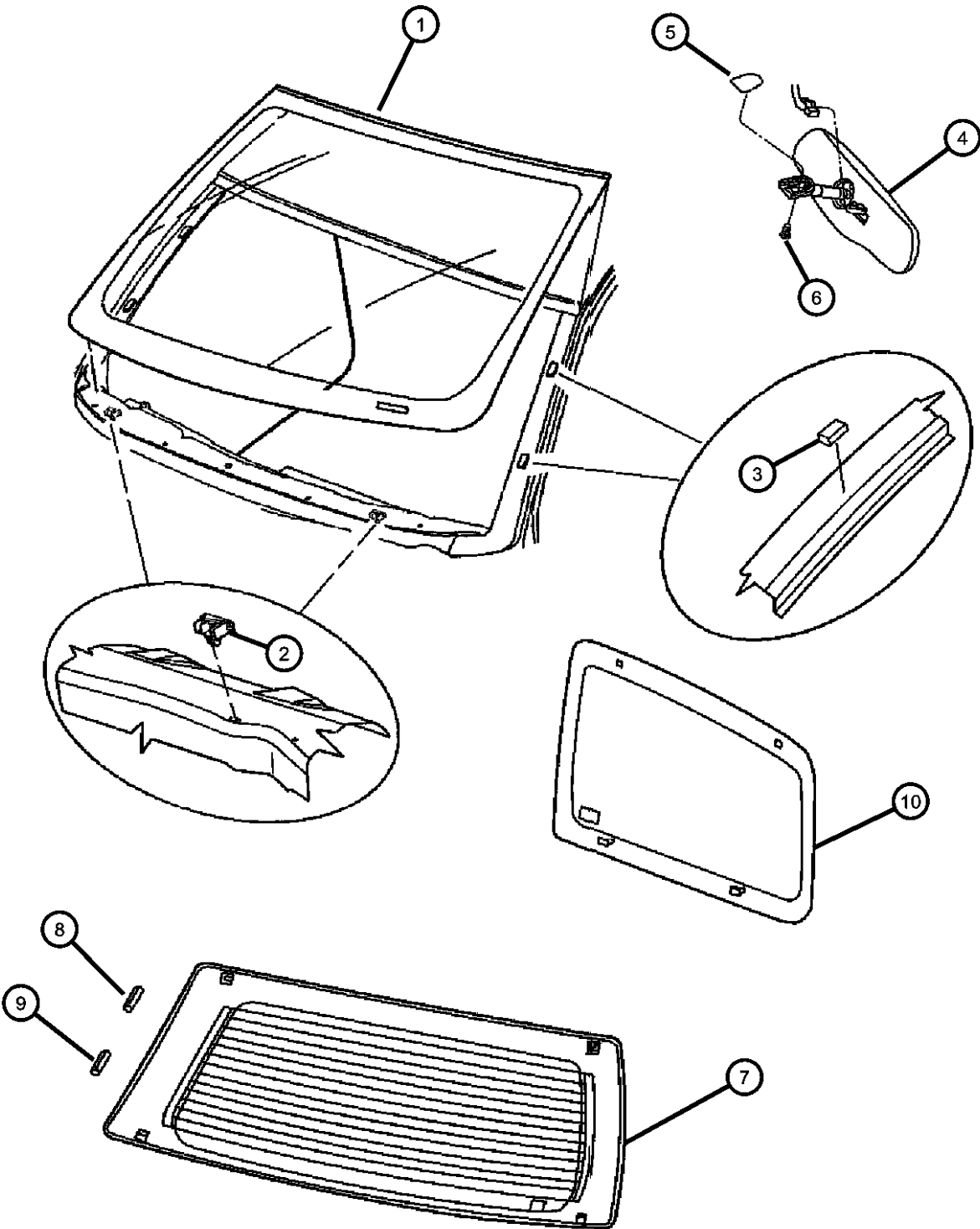


ITEM	PART NUMBER	QTY	LINE	SERIES	BODY	ENGINE	TRANS	TRIM	DESCRIPTION
1	55362445AB	1	1, 5		74				PANEL, Cowl
2	55362456AC	1	1, 5		74				PANEL, Plenum
3	55362451AE	1							PANEL, Dash
4	55362446AD	1	1, 5		74				PANEL, Cowl
5	55362447AD	1	1, 5		74				PANEL, Cowl
6	55078109AF	1	1, 5		74				PANEL, Cowl, Grille
7	06505852AA	7	1, 5		74				CLIP, Trim Panel
8	56021909AA	2	1, 5		74				GROMMET, Body Wiring, Plenum Holes
9	55361114AC	1	1, 5		74				SILENCER, Dash Panel
-10	06508463AA	2	1, 5		74				NUT, Plastic
11	06505403AA	7	1, 5		74				PIN, Push
12	55351227AC	1							BRACKET, Steering Column
-13	06506099AA	2	1, 5		74				NUT, Push-On Spring, 3
14									CLOSURE, Radiator
	55362306AE	1							Right
	55362307AD	1							Left
15	55365022AC	1	1, 5		74				SILENCER, Plenum And Dash Panel
16	06508463AA	2	1, 5		74				NUT, Plastic

ASPEN (HG)				
SERIES	LINE	BODY	ENGINE	TRANSMISSION
P = PREMIUM	1 = Lt. Duty DODGE 2WD 5 = Lt. Duty DODGE 4WD	74 = SPORT UTILITY 4-DR TYPE #4	EVA = 4.7L V8 MPI Engine EVD = 4.7L V8 FFV Engine EZB = 5.7L Hemi Multi Displacement Engine	DGQ = 5-Spd Automatic 545RFE Transmission

AR = use ase required - = Non illustrated part

Windshield And Mirror, Rear Window, Quarter Window
Figure SHG-710

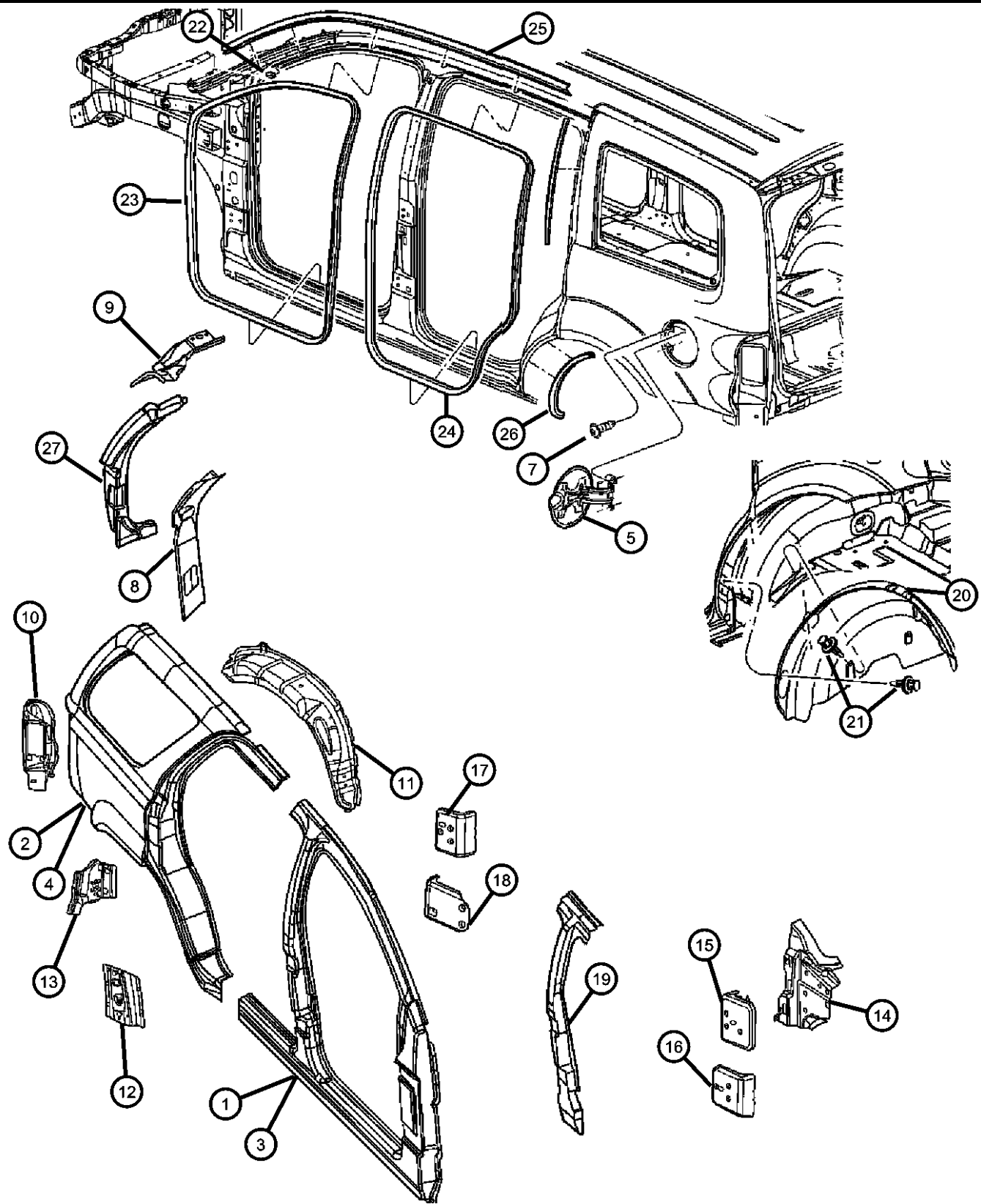


ITEM	PART NUMBER	QTY	LINE	SERIES	BODY	ENGINE	TRANS	TRIM	DESCRIPTION
Sales Codes: [GNT] = Auto Day/Night [GNA] = Day/Night [GNK] = Auto Dim									
1	05114521AB	1	1, 5		74				WINDSHIELD, Shipping Assembly - 30 Lite Glass, With [GBB] Tinted Collision Replacement Glass
	DW01555GTN								
2	55256967AC	2	1, 5		74				SPACER, Windshield
3	55028214	6	1, 5		74				SPACER, Windshield
4									MIRROR, Inside Rear View
	04696545AB	1	1, 5		74				With [GNA] Day/Night
	05064017AE	1	1, 5		74				With [GNK] Auto Dim
	55155380AE	1	1, 5		74				With [GNT] Electrochromic Day/Night
5	55076401	1	1, 5		74				BUTTON, Rear View Mirror
6	06036548AA	1	1, 5		74				SCREW
7	55362235AA	1	1, 5		74				GLASS, Liftgate
	DB10627YPN								Collision Replacement Glass
8	04278662	2	1, 5		74				SPACER
9	05020386AC	2	1, 5		74				SPACER, Liftgate Glass
10									GLASS, Quarter Window
	55362470AB	1	1, 5		74				Privacy, Right
	DQ10624YPY								Collision Replacement Glass
	55364639AB	1	1, 5		74				Privacy, Left
	DQ11010YPY								Collision Replacement Glass

ASPEN (HG)	LINE	BODY	ENGINE	TRANSMISSION
SERIES				
P = PREMIUM	1 = Lt. Duty DODGE 2WD 5 = Lt. Duty DODGE 4WD	74 = SPORT UTILITY 4-DR TYPE #4	EVA = 4.7L V8 MPI Engine EVD = 4.7L V8 FFV Engine EZB = 5.7L Hemi Multi Displacement Engine	DGQ = 5-Spd Automatic 545RFE Transmission

AR = use ase required - = Non illustrated part

Aperture Panel Bodyside
Figure SHG-810

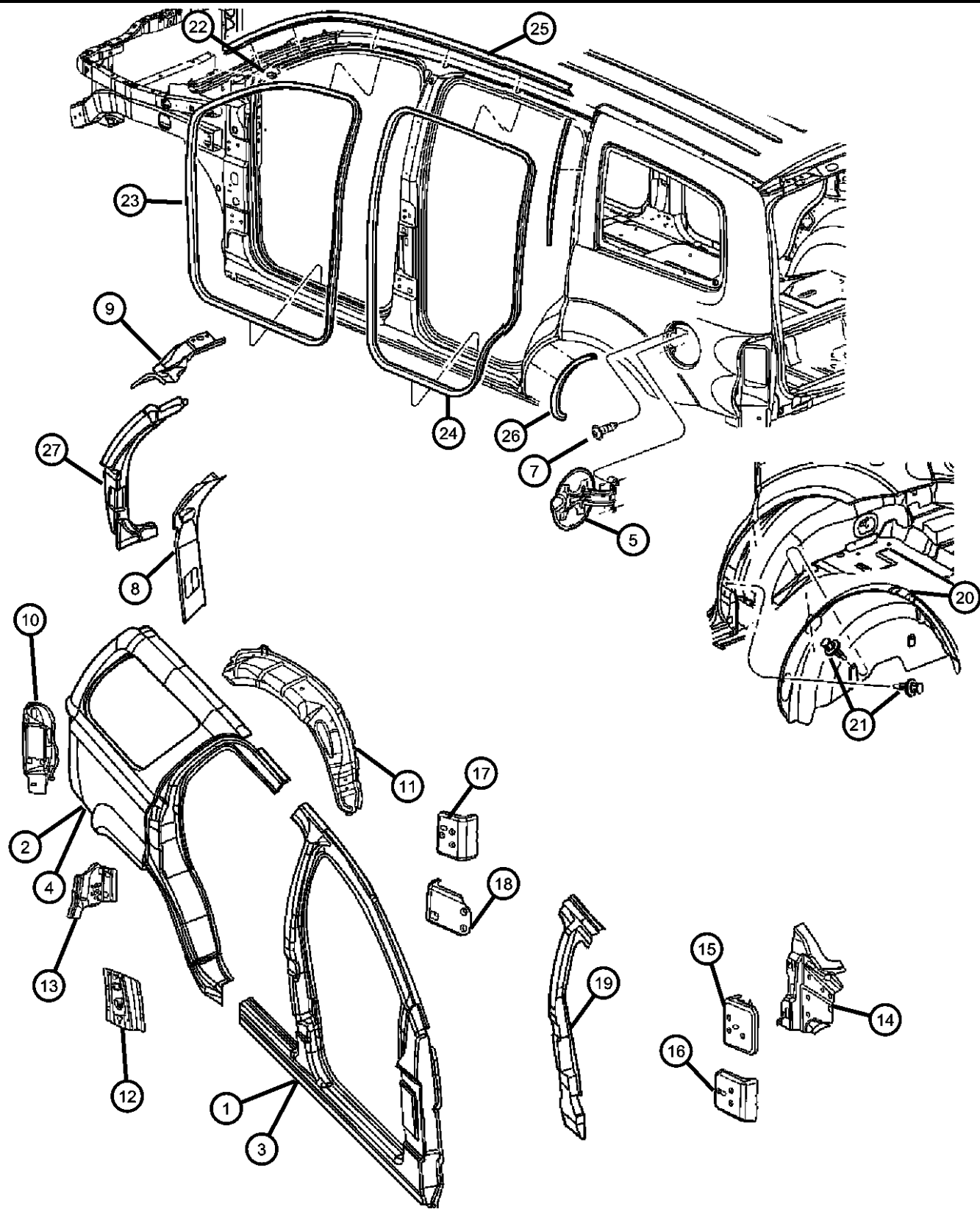


ITEM	PART NUMBER	QTY	LINE	SERIES	BODY	ENGINE	TRANS	TRIM	DESCRIPTION
1									PANEL PACKAGE, Body Side Aperture Front, Front Complete
	68004528AB	1	1, 5		74				Right
	68004529AB	1	1, 5		74				Left
2									PANEL, Body Side Aperture Rear, Rear Complete
	68004530AB	1	1, 5		74				Right
	68004531AB	1	1, 5		74				Left
3									PANEL, Body Side Aperture, Outer Front
	68005032AA	1	1, 5		74				Right
	68005033AA	1	1, 5		74				Left
4									PANEL, Body Side Aperture Rear, Outer Rear
	68005034AA	1	1, 5		74				Right
	68005035AA	1	1, 5		74				Left
5	55362289AA	1	5, 1		74				DOOR, Fuel Fill
-6	52102405AA	2	1, 5		74				BUMPER, Fuel Door
7	06504946AA	2	1, 5		74				SCREW, Hex Flange Head, M6x1.0x16.0
8									REINFORCEMENT, Quarter Inner
	55364514AA	1							Right
	55364515AA	1							Left
9									REINFORCEMENT
	55364402AA	1							Right
	55364403AA	1							Left
10									PANEL, Taillamp Mounting
	55364562AA	1	1, 5		74				Right
	55364563AA	1	1, 5		74				Left
11									PANEL, Wheelhouse
	55362268AE	1							Right
	55362269AE	1							Left
12									REINFORCEMENT, Center Pillar, C-Pillar Adjustable Turning Loop
	55362276AA	1	1, 5		74				Right
	55362277AA	1	1, 5		74				Left
13									REINFORCEMENT, Door Striker
	55364564AA	1	1, 5		74				Right
	55364565AA	1	1, 5		74				Left

ASPEN (HG)									
SERIES	LINE								
P = PREMIUM	1 = Lt. Duty DODGE 2WD 5 = Lt. Duty DODGE 4WD				74 = SPORT UTILITY 4-DR TYPE #4		EVA = 4.7L V8 MPI Engine EVD = 4.7L V8 FFV Engine EZB = 5.7L Hemi Multi Displacement Engine		TRANSMISSION DGQ = 5-Spd Automatic 545RFE Transmission

AR = use ase required - = Non illustrated part

Aperture Panel Bodyside
Figure SHG-810



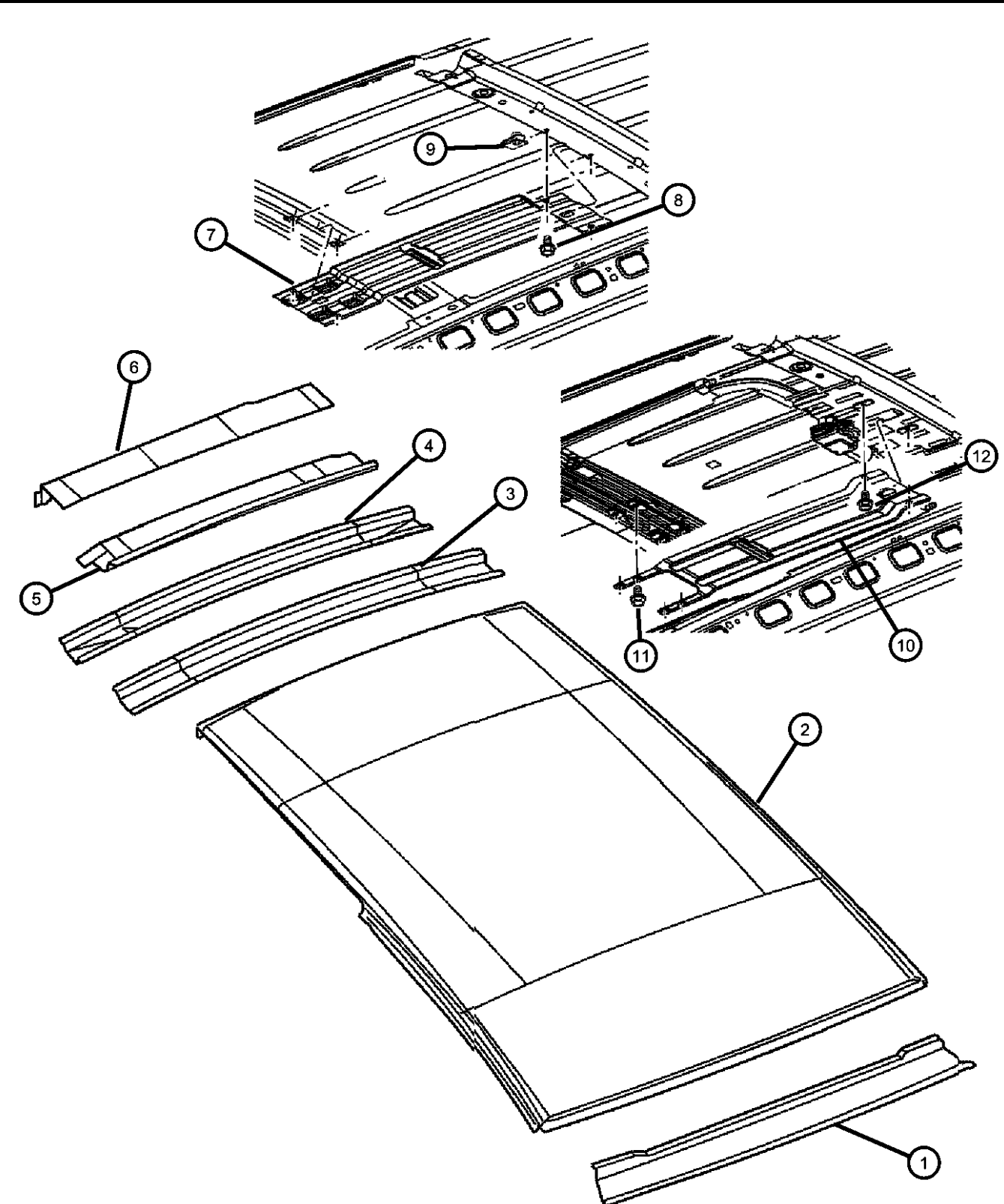
ITEM	PART NUMBER	QTY	LINE	SERIES	BODY	ENGINE	TRANS	TRIM	DESCRIPTION
14									EXTENSION, Body Side Aperture
	55362332AB	1	1, 5		74				Right
	55362333AB	1	1, 5		74				Left
15									TAPPING PLATE, Door Hinge, Front Upper
	55364026AA	1	1, 5		74				Right
	55364027AA	1	1, 5		74				Left
16	55364000AA	2	1, 5		74				TAPPING PLATE, Door Hinge, Front Lower
17	55362252AA	2	1, 5		74				TAPPING PLATE, Door Hinge, Rear Upper
18	55362234AA	2	1, 5		74				TAPPING PLATE, Door Hinge, Rear Lower
19									REINFORCEMENT, Body Side Aperture, B-Pillar Adjustable Turning Loop
	55364232AB	1	1, 5		74				Right
	55364233AB	1	1, 5		74				Left
20									SHIELD, Splash
	55078072AD	1	1, 5		74				Right
	55078073AD	1	1, 5		74				Left
21	06500911	10	1, 5		74				RIVET, M6.25x28
22	55362138AB	2	1, 5		74				SEAL, A-Pillar
23	55362124AF	2	1, 5		74				SEAL, Body Side
24	55362125AE	2							SEAL, Body Side
25									SEAL, Body Side
	55364486AA	1	1, 5		74				Right
	55364487AA	1	1, 5		74				Left
26	55364084AA	2	1, 5		74				SEAL
27									PANEL, Liftgate Opening
	55362262AB	1	1, 5		74				Right
	55362263AB	1	1, 5		74				Left

ASPEN (HG)									
SERIES	LINE								
P = PREMIUM	1 = Lt. Duty DODGE 2WD 5 = Lt. Duty DODGE 4WD				74 = SPORT UTILITY 4-DR TYPE #4		EVA = 4.7L V8 MPI Engine EVD = 4.7L V8 FFV Engine EZB = 5.7L Hemi Multi Displacement Engine		DGQ = 5-Spd Automatic 545RFE Transmission

AR = use ase required - = Non illustrated part

Roof Panels
Figure SHG-1110

ITEM	PART NUMBER	QTY	LINE	SERIES	BODY	ENGINE	TRANS	TRIM	DESCRIPTION		
1	55362494AC	1							HEADER, Roof Front		
2									PANEL, PANEL-ROOF		
	55362489AB	1	1, 5		74				Without Sunroof		
	55362495AB	1	1, 5		74				With Sunroof		
3	55362492AE	1	1, 5		74				BOW, Roof, Bow #1, Bow #1		
4	55362493AA	1	1, 5		74				BOW, Roof, Bow #2		
5	55364404AB	1							HEADER, Roof Rear, Lower		
6	55362487AC	1							HEADER, Roof Rear, Upper		
7	55364088AA	1	1, 5		74				BRACKET, Digital Video Display Mounting,Without Sunroof, With [XRV] Rear Seat Video, Without [GWA] Sunroof		
8	06506383AA	4	1, 5		74				SCREW AND WASHER, Hex Head, M6x1x18		
9	06101308	4	1, 5		74				NUT, U, M6x1.00		
10	55364115AA	1	1, 5		74				BRACKET, Digital Video Display Mounting,With Sunroof		
11	06503384	4	1, 5		74				SCREW AND WASHER, Hex Head, M5x.8x12		
12	06101718	12	1, 5		74				SCREW AND WASHER, Oval Head, M6x1x25		



ASPEN (HG)

SERIES

P = PREMIUM

LINE

1 = Lt. Duty DODGE 2WD

5 = Lt. Duty DODGE 4WD

BODY

74 = SPORT UTILITY 4-DR TYPE #4

ENGINE

EVA = 4.7L V8 MPI Engine

EVD = 4.7L V8 FFV Engine

EZB = 5.7L Hemi Multi Displacement Engine

TRANSMISSION

DGQ = 5-Spd Automatic 545RFE Transmission

Sunroof
Figure SHG-1210

ITEM	PART NUMBER	QTY	LINE	SERIES	BODY	ENGINE	TRANS	TRIM	DESCRIPTION	
1	0ZB47BD1AA	1	1, 5		74				TRIM LACE, Sunroof	
2	05135008AA	1	1, 5		74				GLASS, Sunroof	
3	05135009AB	1	1, 5		74				SUNSHADE, Sunroof	
-4	05135010AD	1	1, 5		74				MODULE, Sunroof	
-5	05135011AB	1	1, 5		74				DEFLECTOR, Sunroof Wind	
6									MOTOR, Sunroof	
	05093946AB	1	1, 5		74				Up To 3-08-07	
	68026590AA	1	1, 5		74				After 3-08-07	
-7									CHANNEL, Sunroof Drain	
	05140551AB	1	1, 5		74				Up To 3-08-07	
	68026588AA	1	1, 5		74				After 3-08-07	
8	56055091AA	1	1, 5		74				WIRING, Jumper	
9									HOSE, Sunroof Drain, Front	
	55364070AC	1	1, 5		74				Right	
	55364071AC	1	1, 5		74				Left	
10									HOSE, Sunroof Drain, Rear	
	55364072AA	1	5, 1		74				Right	
	55364073AA	1	1, 5		74				Left	
11	06101718	12	1, 5		74				SCREW AND WASHER, Oval Head, M6x1x25	

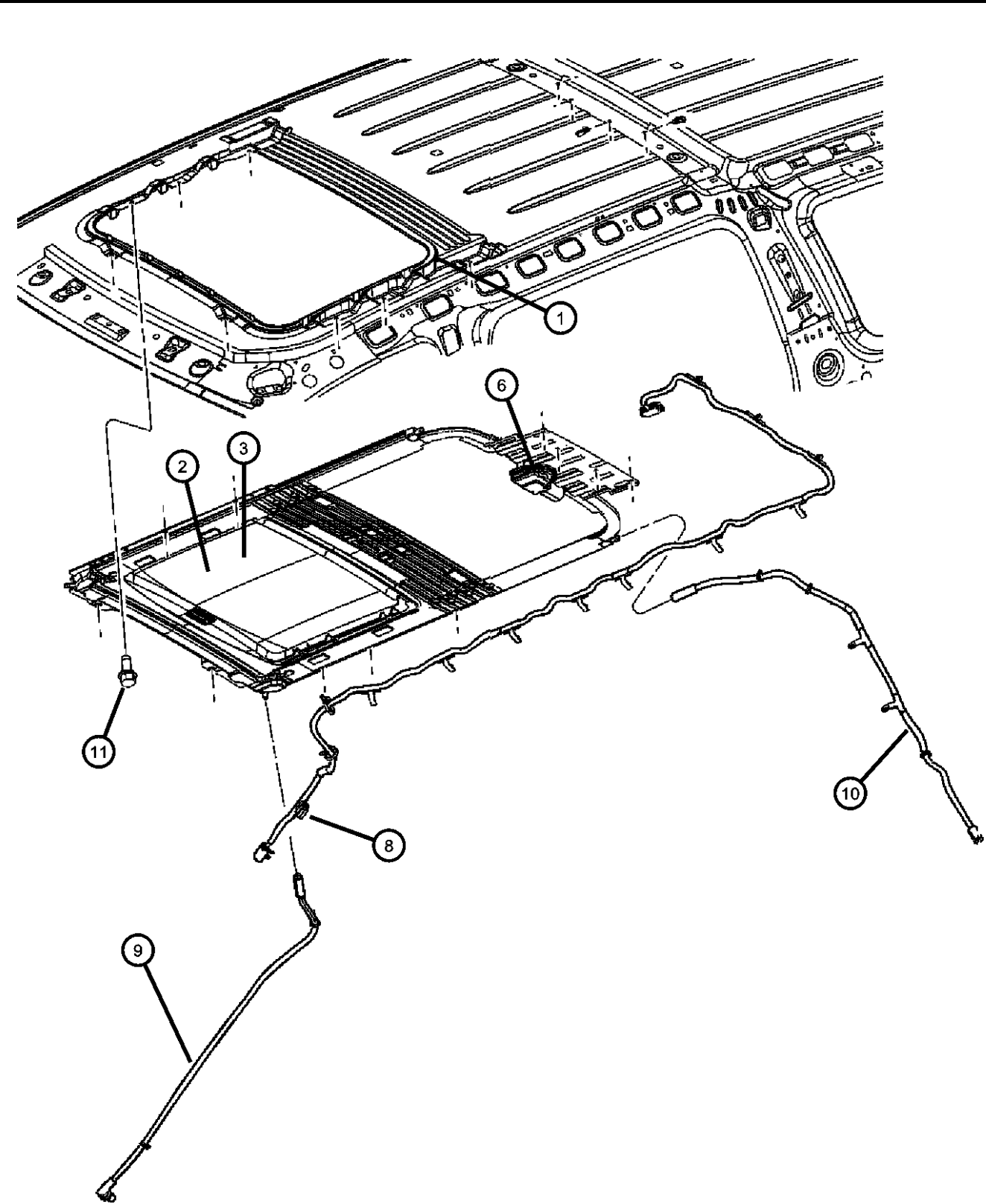


Diagram illustrating the Sunroof assembly components and their installation sequence. The components are numbered 1 through 11, corresponding to the parts list. The diagram shows the sunroof being installed onto the vehicle roof, with the motor (6) and wiring (8) connected to the vehicle's electrical system. The sunroof is shown in both the closed and open positions.

ASPEN (HG)

SERIES

P = PREMIUM

LINE

1 = Lt. Duty DODGE 2WD

5 = Lt. Duty DODGE 4WD

BODY

74 = SPORT UTILITY 4-DR

TYPE #4

ENGINE

EVA = 4.7L V8 MPI Engine

EVD = 4.7L V8 FFV Engine

EZB = 5.7L Hemi Multi Displacement Engine

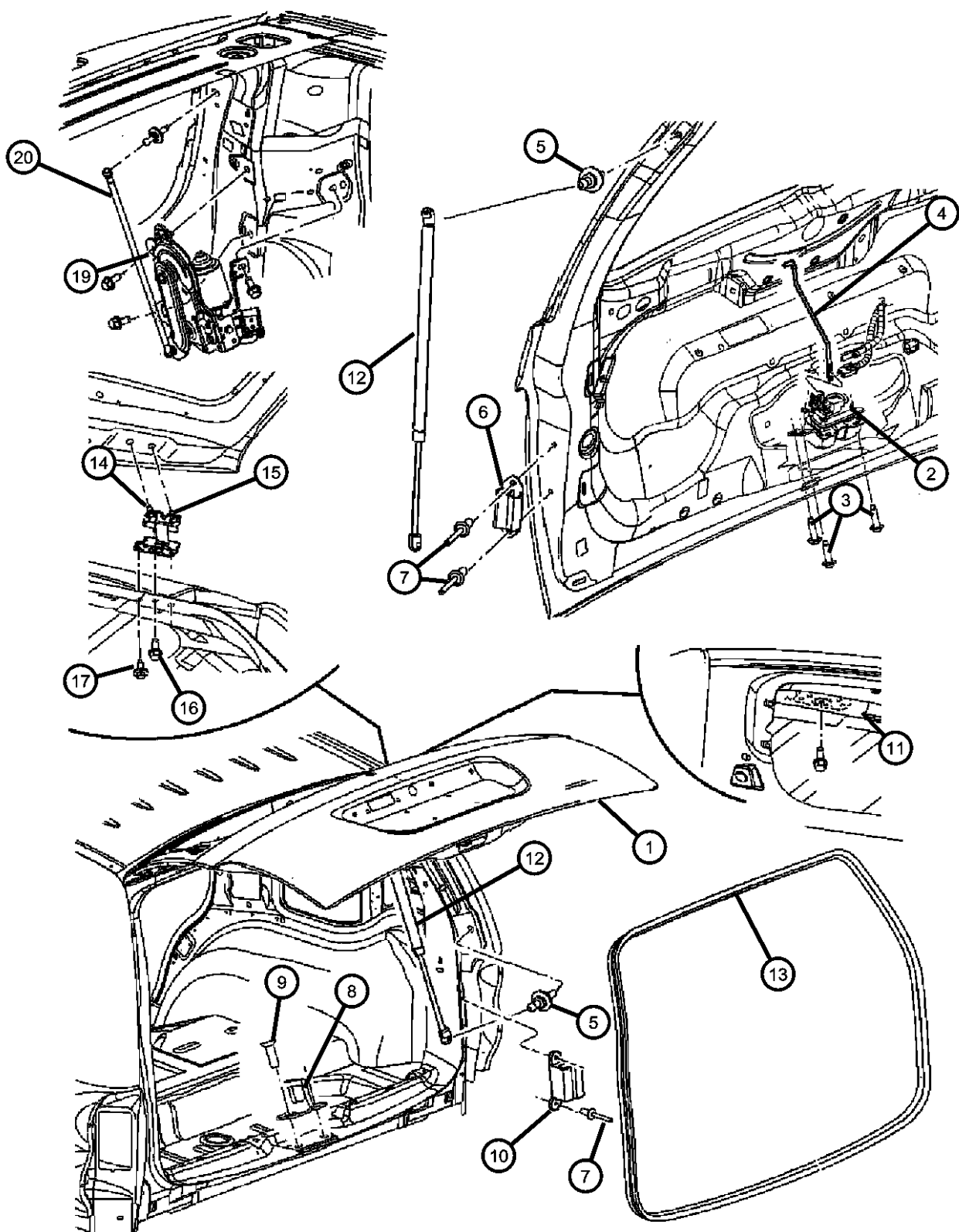
TRANSMISSION

DGQ = 5-Spd Automatic 545RFE

Transmission

AR = use ase required - = Non illustrated part

Liftgate
Figure SHG-1310



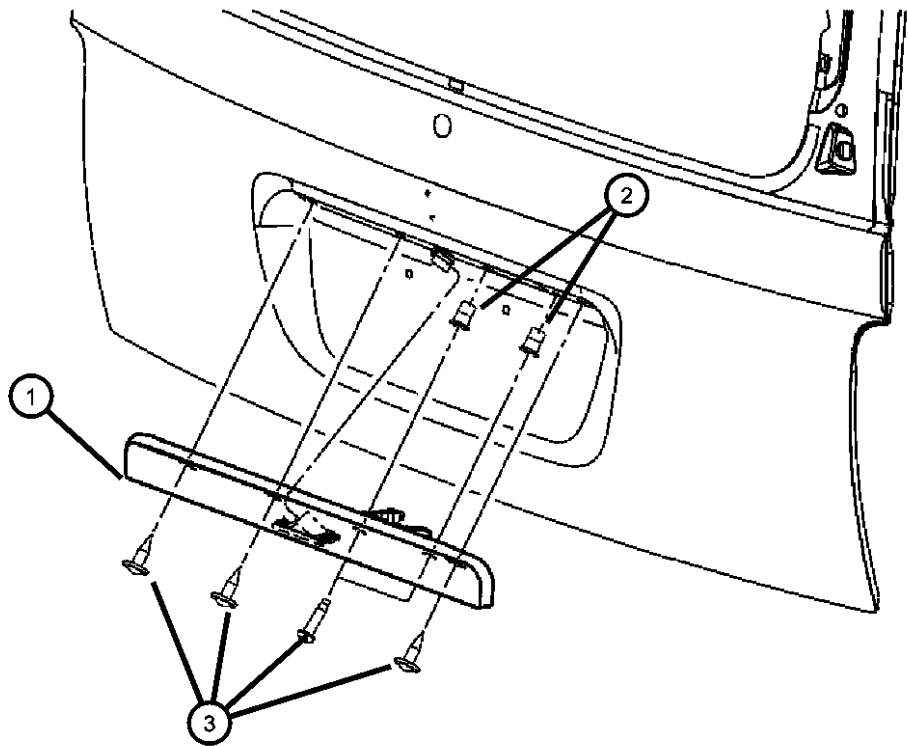
ITEM	PART NUMBER	QTY	LINE	SERIES	BODY	ENGINE	TRANS	TRIM	DESCRIPTION
1	55364536AC	1	1, 5		74				PANEL, Liftgate
2									LATCH, Liftgate
	04589064AB	1	1, 5		74				Without [JRC] Power Liftgate
	04589066AB	1							With [JRC] Power Liftgate
3	06504212	3	1, 5		74				SCREW, Large Round Washer Head Lock, M6x1.00x20.00
4	55364643AA	1	1, 5		74				ROD, Liftgate Handle to Latch
5	06507844AA	2							BALL STUD
6	04860873AD	2	1, 5		74				BUMPER, Liftgate
7	04860873AD	2							RIVET, Blind Bulb, [.250x.675], (NOT SERVICED)
8	55364520AA	1	1, 5		74				STRIKER, Liftgate
9	06503533	2	1, 5		74				SCREW, Flange Head, M8x1.25x26
10	04860999AD	2	1, 5		74				BUMPER, Rubber
11	06508756AA	1							SCREW AND WASHER, Hex Head
12									SUPPORT, Liftgate Strut
	55362108AC	2							Without [JRC] Power Liftgate
	55364640AA	2							With [JRC] Power Liftgate
13	55364425AF	1							SEAL, Liftgate
14	04589059AB	2							HINGE, Liftgate
15	06503661	4	1, 5		74				SCREW AND WASHER, Hex Head, M8x1.25x25
16	06508756AA	1							SCREW AND WASHER, Hex Head
17	06503661	4	1, 5		74				SCREW AND WASHER, Hex Head, M8x1.25x25
-18	04860786AB	4	1, 5		74				NUT, Plastic Snap-in
19	55362864AD	1	1, 5		74				MOTOR, Liftgate
20	05179471AA	1	1, 5		74				ROD, Liftgate Actuator

ASPEN (HG)				
SERIES	LINE	BODY	ENGINE	TRANSMISSION
P = PREMIUM	1 = Lt. Duty DODGE 2WD 5 = Lt. Duty DODGE 4WD	74 = SPORT UTILITY 4-DR TYPE #4	EVA = 4.7L V8 MPI Engine EVD = 4.7L V8 FFV Engine EZB = 5.7L Hemi Multi Displacement Engine	DGQ = 5-Spd Automatic 545RFE Transmission

AR = use ase required - = Non illustrated part

Liftgate Handle
Figure SHG-1320

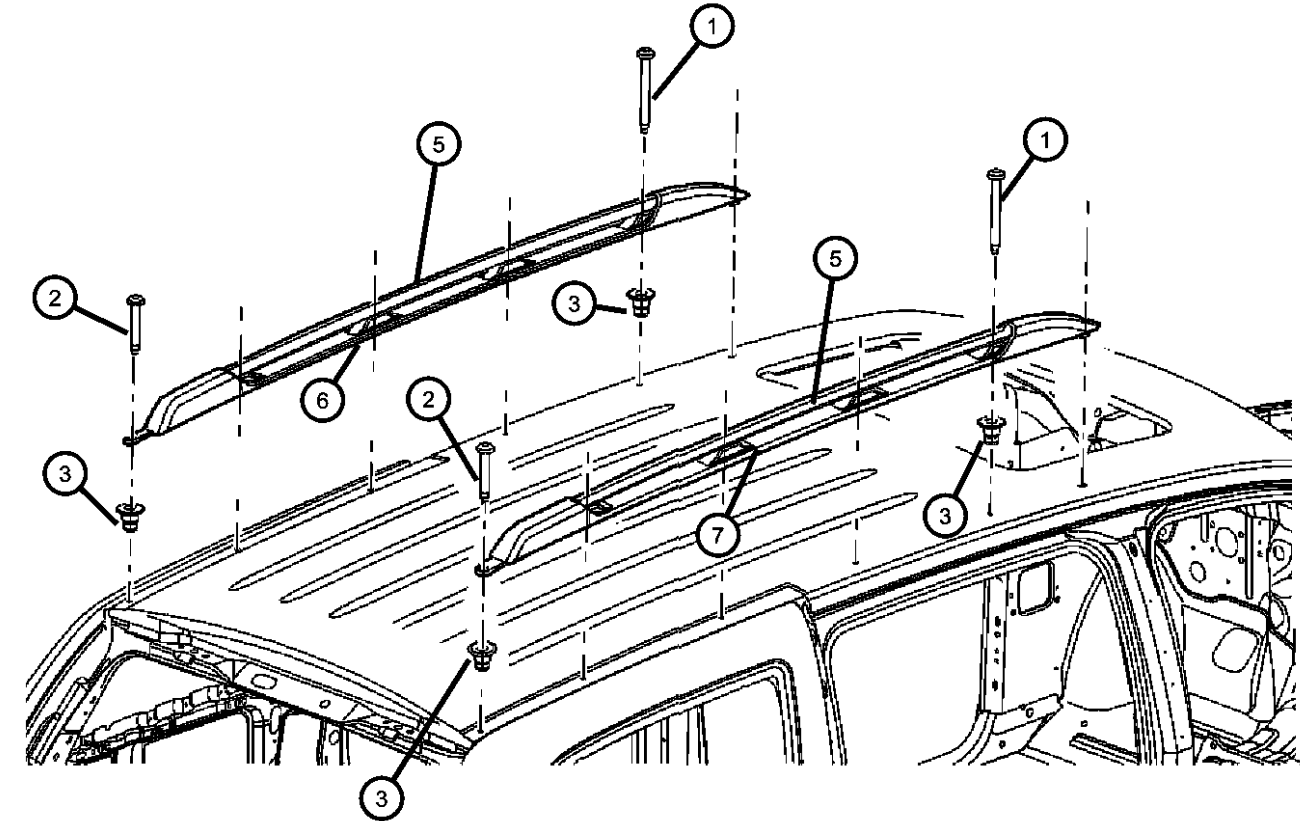
ITEM	PART NUMBER	QTY	LINE	SERIES	BODY	ENGINE	TRANS	TRIM	DESCRIPTION
1	55364547AE	1	1, 5		74				HANDLE, Liftgate
2	06508124AA	2	1, 5		74				NUT
3	00153634	2	1, 5		74				SCREW



ASPEN (HG)				
SERIES	LINE	BODY	ENGINE	TRANSMISSION
P = PREMIUM	1 = Lt. Duty DODGE 2WD 5 = Lt. Duty DODGE 4WD	74 = SPORT UTILITY 4-DR TYPE #4	EVA = 4.7L V8 MPI Engine EVD = 4.7L V8 FFV Engine EZB = 5.7L Hemi Multi Displacement Engine	DGQ = 5-Spd Automatic 545RFE Transmission

Luggage Rack
Figure SHG-1610

ITEM	PART NUMBER	QTY	LINE	SERIES	BODY	ENGINE	TRANS	TRIM	DESCRIPTION
------	----------------	-----	------	--------	------	--------	-------	------	-------------

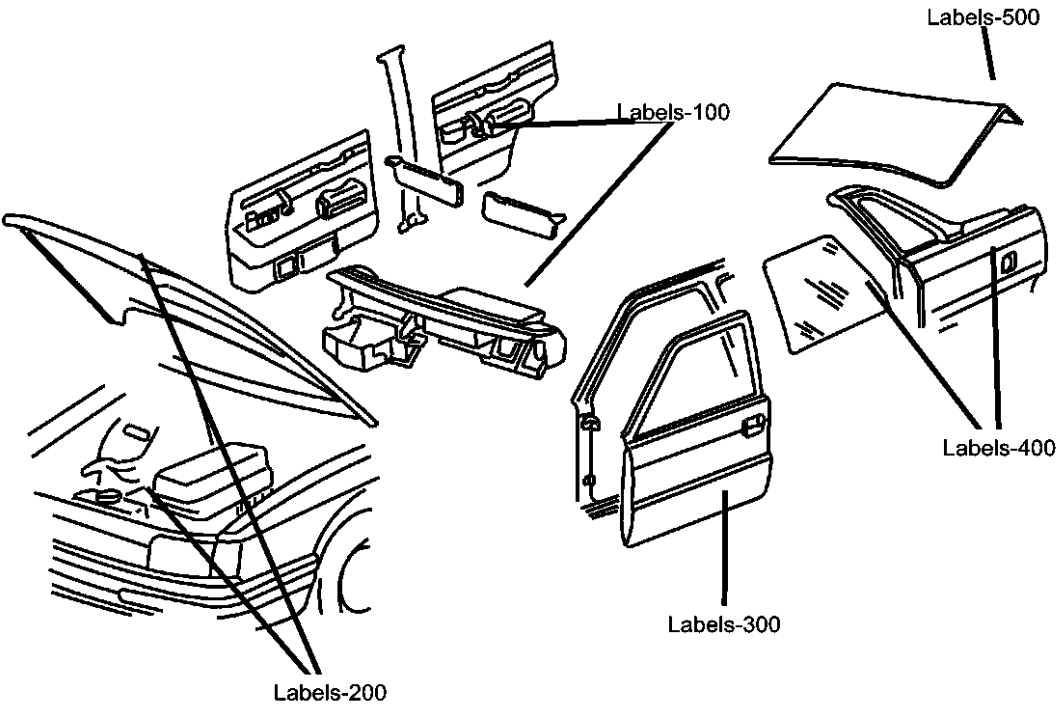


[MWE]=Side Roof Rails									
[MWG]=Roof Rack									
1	06507646AA	8	1, 5		74				SCREW, Pan Head
2	06508021AA	2	1, 5		74				SCREW, M6x1.00x22.00
3	06506739AA	10							NUT, Rivet
-4	68035261AA	1	1, 5		74				CLIP, Front roof rack W-Fastener
5	68036355AA	1	1, 5		74				RAIL, Roof, Top RailRight & Left
6									BASE, Roof Rail
	1JZ841B6AA	1	1, 5		74				[B6]
	1JZ841BMAA	1	1, 5		74				[BM]
	1JZ841DMAA	1	1, 5		74				[DM]
	1JZ841JCAA	1	1, 5		74				[JC]
	1JZ841S2AA	1	1, 5		74				[S2]
	1JZ841VJAA	1	1, 5		74				[VJ]
	1JZ841WGAA	1	1, 5		74				[WG]
	1JZ841XRAA	1	1, 5		74				[XR]
7									BASE, Roof Rail
	1JZ851B6AA	1	1, 5		74				[B6]
	1JZ851BMAA	1	1, 5		74				[BM]
	1JZ851DMAA	1	1, 5		74				[DM]
	1JZ851JCAA	1	1, 5		74				[JC]
	1JZ851S2AA	1	1, 5		74				[S2]
	1JZ851VJAA	1	1, 5		74				[VJ]
	1JZ851WGAA	1	1, 5		74				[WG]
	1JZ851XRAA	1	1, 5		74				[XR]

ASPEN (HG)				
SERIES	LINE	BODY	ENGINE	TRANSMISSION
P = PREMIUM	1 = Lt. Duty DODGE 2WD 5 = Lt. Duty DODGE 4WD	74 = SPORT UTILITY 4-DR TYPE #4	EVA = 4.7L V8 MPI Engine EVD = 4.7L V8 FFV Engine EZB = 5.7L Hemi Multi Displacement Engine	DGQ = 5-Spd Automatic 545RFE Transmission

Group - LBLS

Labels All Vehicle Locations

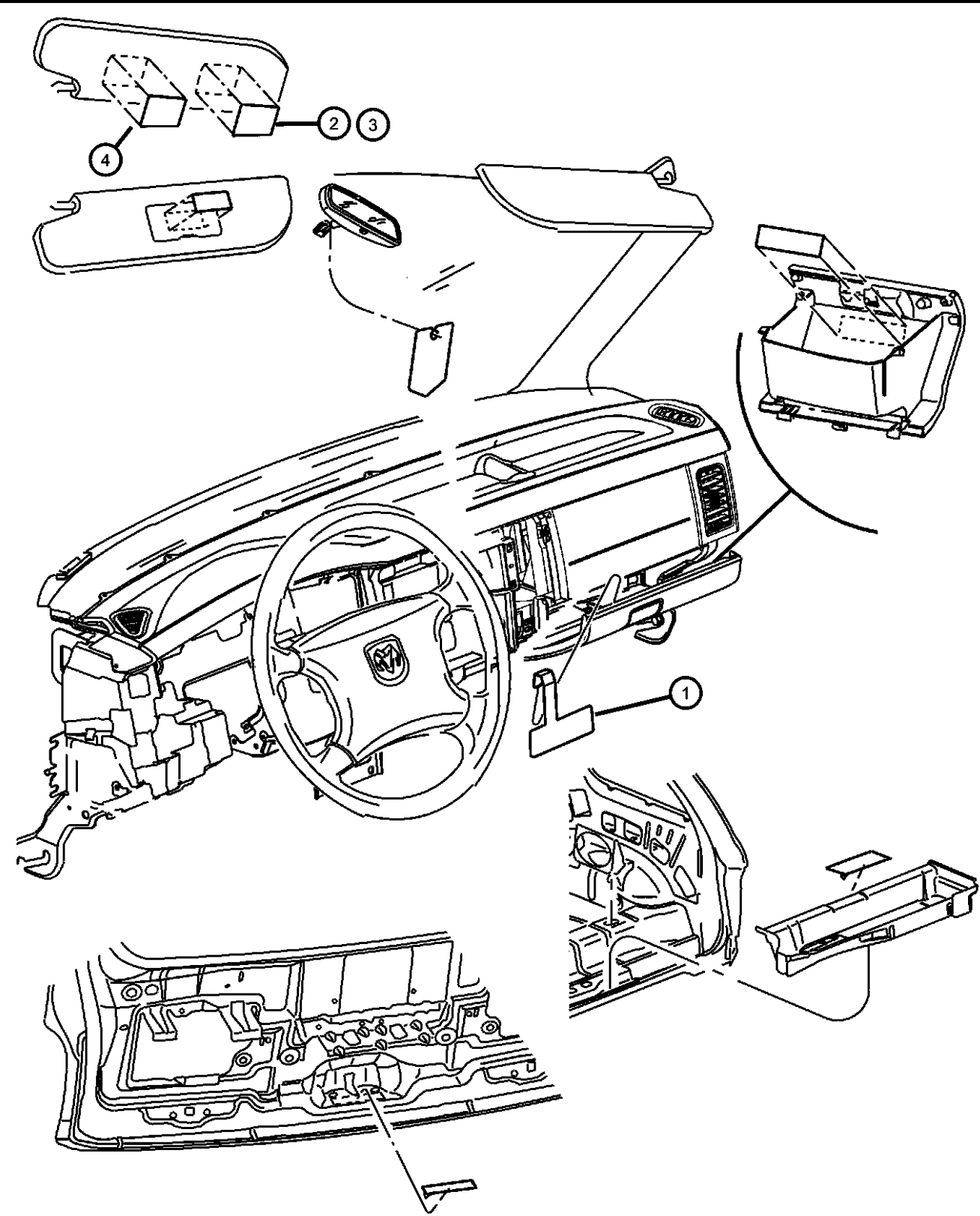


Group - LBLS Labels All Vehicle Locations

Illustration Title	Group-Fig. No.
Interior	
Instrument Panel, Visor and Trim	Fig. LBLS - 110
Jack Labels	Fig. LBLS - 115
Under Hood	
Engine Compartment	Fig. LBLS - 210
Doors	
Doors and Pillars	Fig. LBLS - 310

LBLS-100 Interior	LBLS-200 Under Hood	LBLS-300 Doors	

Instrument Panel, Visor and Trim
Figure LBL5-110



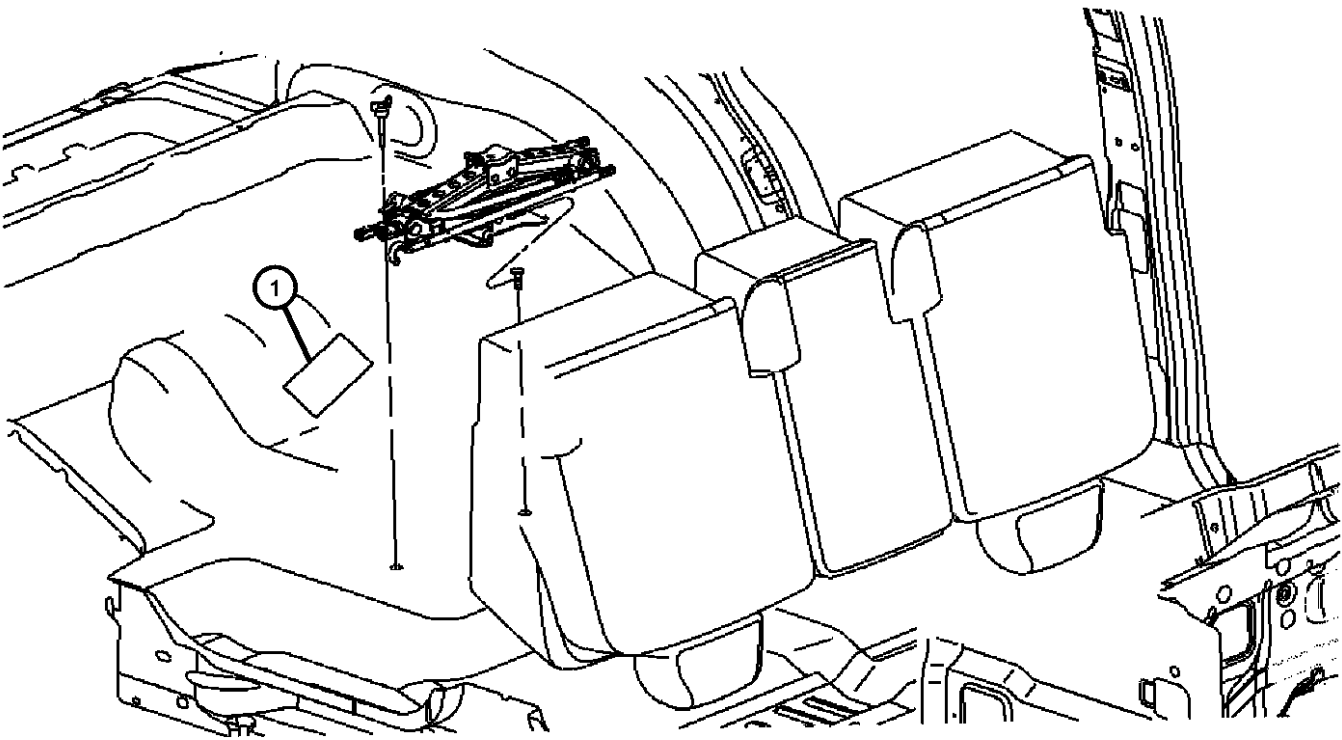
ITEM	PART NUMBER	QTY	LINE	SERIES	BODY	ENGINE	TRANS	TRIM	DESCRIPTION
1	05108001AB	1			74				LABEL, Air Bag
2	05108000AA	2			74				LABEL, Air Bag Warning
3	52853043AC	1			74				LABEL, Transfer Case Shift
4	55352825AA	1			74				LABEL, Warning
-5	55352825AA	1							RIVET, .197 Grip-.187-.375, (NOT SERVICED)

ASPEN (HG)				
SERIES	LINE	BODY	ENGINE	TRANSMISSION
P = PREMIUM	1 = Lt. Duty DODGE 2WD 5 = Lt. Duty DODGE 4WD	74 = SPORT UTILITY 4-DR TYPE #4	EVA = 4.7L V8 MPI Engine EVD = 4.7L V8 FFV Engine EZB = 5.7L Hemi Multi Displacement Engine	DGQ = 5-Spd Automatic 545RFE Transmission

AR = use ase required - = Non illustrated part

Jack Labels
Figure LBLS-115

ITEM	PART NUMBER	QTY	LINE	SERIES	BODY	ENGINE	TRANS	TRIM	DESCRIPTION
1	55352825AA	1							LABEL, Jack Caution, (NOT SERVICED)



ASPEN (HG)				
SERIES	LINE	BODY	ENGINE	TRANSMISSION
P = PREMIUM	1 = Lt. Duty DODGE 2WD 5 = Lt. Duty DODGE 4WD	74 = SPORT UTILITY 4-DR TYPE #4	EVA = 4.7L V8 MPI Engine EVD = 4.7L V8 FFV Engine EZB = 5.7L Hemi Multi Displacement Engine	DGQ = 5-Spd Automatic 545RFE Transmission

Engine Compartment
Figure LBL5-210

ITEM	PART NUMBER	QTY	LINE	SERIES	BODY	ENGINE	TRANS	TRIM	DESCRIPTION
------	----------------	-----	------	--------	------	--------	-------	------	-------------

Note: Sales Codes:
[ABD] = Middle East Equipment Group
[EML] = Magnum 5.9L SMPI V8 Engine
[EVA] = Magnum 4.7L V8 Engine
[HAD] = Air Conditioning with Dual Zone Temperature Control
[NAA] = Federal Emissions
[NAE] = California Emissions
[XDN] = Sever

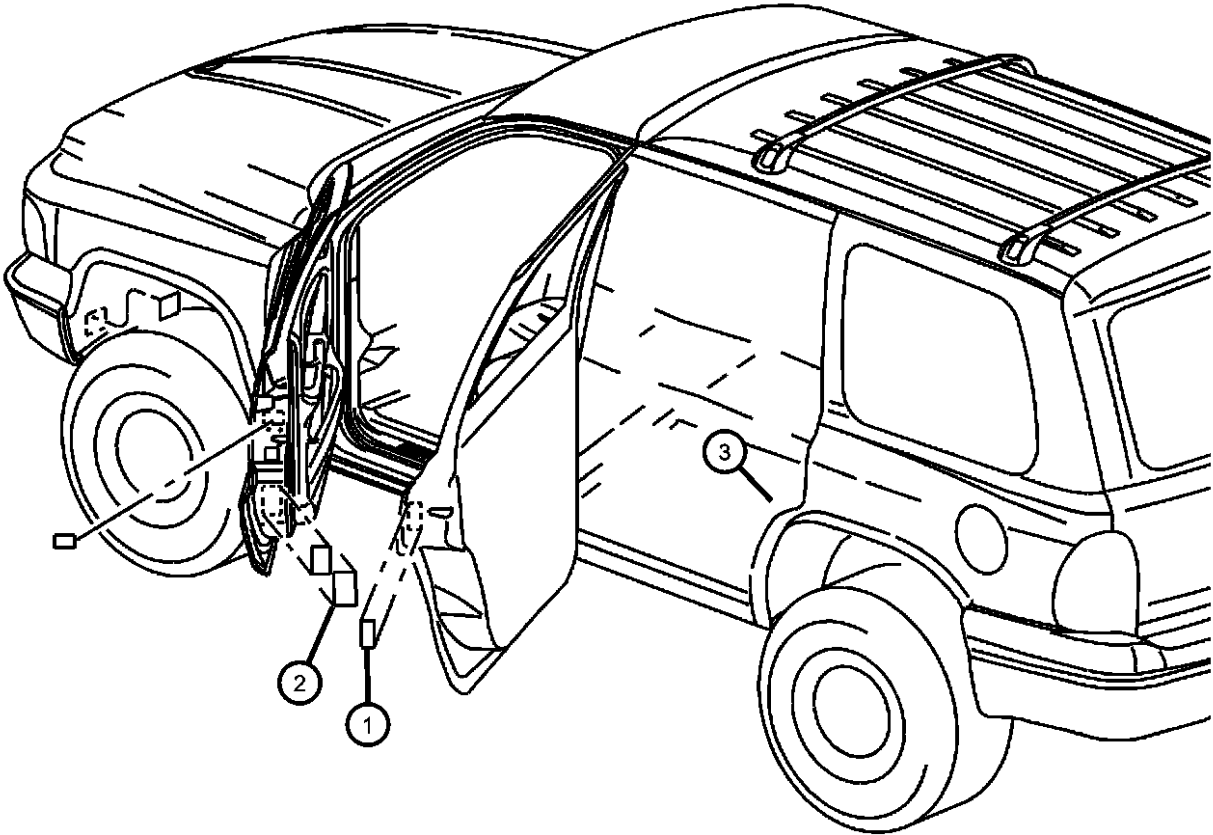
1	55056347AA	1			74				LABEL, Air Conditioning System, HB A/C LABEL FOR QUEBEC
2	04266685	1			74				LABEL, Coolant Reserve Cap, French
3									LABEL, Emission
	68000776AA	1			74	EVO			NAE
	68000778AA	1			74	EVO			NAA
	68000779AA	1			74	EZB			NAA
	68000780AA	1			74	EZB			NAE
4	55352825AA	1			74				LABEL, Warning, Fan
-5	55352825AA	1			74				LABEL, Warning

ASPEN (HG)									
SERIES	LINE								
P = PREMIUM	1 = Lt. Duty DODGE 2WD 5 = Lt. Duty DODGE 4WD				BODY 74 = SPORT UTILITY 4-DR TYPE #4	ENGINE EVA = 4.7L V8 MPI Engine EVD = 4.7L V8 FFV Engine EZB = 5.7L Hemi Multi Displacement Engine	TRANSMISSION DGQ = 5-Spd Automatic 545RFE Transmission		

AR = use ase required - = Non illustrated part

Doors and Pillars
Figure LBL5-310

ITEM	PART NUMBER	QTY	LINE	SERIES	BODY	ENGINE	TRANS	TRIM	DESCRIPTION
1	05056072AA	2			74				LABEL, Child Protection Lock, English
2	05056072AA	2							OVERLAY, Vehicle Certification, (NOT SERVICED)
3	05108000AA	2			74				LABEL, Air Bag Warning
-4	55352825AA	1			74				LABEL, Warning



ASPEN (HG)	LINE	BODY	ENGINE	TRANSMISSION
SERIES				
P = PREMIUM	1 = Lt. Duty DODGE 2WD 5 = Lt. Duty DODGE 4WD	74 = SPORT UTILITY 4-DR TYPE #4	EVA = 4.7L V8 MPI Engine EVD = 4.7L V8 FFV Engine EZB = 5.7L Hemi Multi Displacement Engine	DGQ = 5-Spd Automatic 545RFE Transmission